

**1989 U.S. MASTERS SWIMMING  
NATIONAL SHORT COURSE  
CHAMPIONSHIPS**

**at**

**MISSION BAY AQUATIC TRAINING  
CENTER**

**WOMEN'S RESULTS**

**BOCA RATON, FLORIDA**

**MAY 4 – 7, 1989**

**USMS National Short Course Championships  
Final Results**

## EVENT # 23: 25-29 WOMEN 50 YD FREESTYLE

#	SWIMMER'S NAME	(AGE)	CLUB	( ) TIME (
1	FABRIZIO, LIZ	27	LINCOLN MASTERS	23.80
2	HEUER, BRIGITTE	28	LONE STAR MASTERS	23.94
3	O'CONNOR, BETH	28	D.C. MASTERS	24.35
4	PLESS, AMY	26	LONE STAR MASTERS	24.64
5	CARLISLE, KIM	28	STANFORD MASTERS	24.72
6	JACKSON, LISA	26	LONE STAR MASTERS	24.77
7	DILWEG, AMY	25	MARYLAND MASTERS	25.12
8	OLSON, CAROL	26	OMAHA MASTERS	25.26
9	REMELE', LISA	25	CINCINNATI PEPSI MARLI	25.35
10	KEOGH, JENNIFER	25	CONNECTICUT MASTERS	25.64
11	BROWN, MONICA	28	LONE STAR MASTERS	25.76
12	MORTELL, SHEILA	27	CONNECTICUT MASTERS	25.77
13	MORTELL, MARGARET	25	CONNECTICUT MASTERS	25.86
14	WETZEL, REBECCA	27	TEXAS SWIMMERS	26.02
15	SCHAFFER, LANNY	29	UNATTACHED	26.04
16	BLOCH, LAURIE	27	WINSTON SALEM MASTERS	26.15
17	NIXON, HEATHER	29	HOLMES LUMBER JAX	26.27
18	BALL, SUSAN	26	PLANTATION MASTERS	26.31
19	HATFIELD, SANDRA	25	EL PASO AQUA POSSE	26.33
20	MATHESON, LESLEY	28	VALLEY FORGE MASTERS	26.40
21	BROWN, MELISSA	27	CONNECTICUT MASTERS	26.53
22	POIRIER, JANICE	28	VALLEY FORGE MASTERS	26.53
23	LANGAN, MOLLY	28	EMPIRE ST MASTERS SWIM	26.72
24	HAGUE, VAL	28	LONE STAR MASTERS	26.73
25	BONDS, BARRETT	26	MISSION BAY MAKOS	26.86
26	DAVISSON, VALERIE	27	ST. LOUIS AREA MASTERS	26.91
27	MCILVAINE, LUCY	25	NORTH PALM BEACH	26.91
28	DALY, DIANE	25	GREEN MOUNTAIN MASTERS	27.03
29	KLIMKO, SUE	29	LONGHORN AQUATICS	27.16
30	OLEKSY, TISH	27	CLEARWATER-LARGO Y MAS	27.28
31	FERRIS, MARY JO	27	LONE STAR MASTERS	27.44
32	JUNG, SABINE	29	BOTTMINGEN ( )	27.79
33	KARAGEORGES, PAMELA	27	BOCA RATON MASTERS	27.85
34	McMAHON, CORDELIA	29	MISSION BAY MAKOS	28.09
35	SHAW, KIM	29	LONE STAR MASTERS	28.11
36	ANKNEY, JILL	25	MIAMI SHORES	28.12
37	SOCHER, SALLY	29	LONGHORN AQUATICS	28.22
38	PARKER, JUDY	26	NORTH PALM BEACH	28.54
39	SEIPLE, JULIE	28	TEXAS SWIMMERS	28.74
39	CHRISTIAN, KAREN	29	MISSOURI VALLEY MASTER	28.74
41	PHILLIPS, NANCY	28	F.A.S.T.	29.20
42	SCHLAK, SALLY	29	FLORIDA LEAGUE AQUATIC	29.29
43	MEYER, NANCY	27	FLORIDA LEAGUE AQUATIC	29.55
44	THOMPSON, JENNIFER	26	LONGHORN AQUATICS	29.99
45	WALTERS, MARGARET	25	LONGHORN AQUATICS	30.53
46	FRAGA, GRACIELA	25	DICK BOWER BOLTS	30.70
47	WILWERDING, DEBBIE	25	MISSION BAY MAKOS	30.94
48	BORSACK, MARGARET	26	SOUTH COUNTY SEAHAWK	32.04
49	DRIANO, ELISA	28	PACIFIC NORTHWEST	34.05
50	CROLLO, ELIZABETH	26	CONNECTICUT MASTERS	34.30
51	MYERS, TINA	27	UNATTACHED	36.38

20	CRETIN, ROSALIE-ANNE
21	MATHESON, LESLEY
22	MAZUR, CAROL
23	BROWN, MELISSA
24	POIRIER, JANICE
25	DAVISSON, VALERIE
26	HAGUE, VAL
27	KLIMKO, SUE
28	DULLEA, MELANIE
29	BONDS, BARRETT
30	SOCHER, SALLY
31	LANCASTER, MURIEL
32	OKULSKI, MICHELLE
33	ANKNEY, JILL
34	JUNG, SABINE
35	CHRISTIAN, KAREN
36	VANCURA, KATHLEEN
37	SHAW, KIM
38	BARTOL, SUSAN
39	PEDACE, JULIE
39	SCHLAK, SALLY
41	MEYER, NANCY
41	HUTMAN, CHERIE
43	ZIEGLER, BRENDA
44	SEIPLE, JULIE
45	SCHNEIDER, SHARON
46	NYE, GAYL
47	PALMER, ANDREA
48	GUETHLEIN, LIBBY
49	FRAGA, GRACIELA
50	THOMPSON, JENNIFER
51	HESSE, SHELLEY
52	CROLLO, ELIZABETH
53	RITACCIO, LUISA

26	TEAM ORLANDO MASTERS	57.65
28	VALLEY FORGE MASTERS	57.68
25	CONNECTICUT MASTERS	58.08
27	CONNECTICUT MASTERS	58.11
28	VALLEY FORGE MASTERS	58.22
27	ST. LOUIS AREA MASTERS	58.69
28	LONE STAR MASTERS	59.08
29	LONGHORN AQUATICS	59.10
27	ROCKY MOUNTAIN MASTERS	59.52
26	MISSION BAY MAKOS	59.76
29	LONGHORN AQUATICS	1:00.38
28	ULTRA SWIM MASTERS	1:00.86
27	SOUTHERN CALIFORNIA AQ	1:01.38
25	MIAMI SHORES	1:01.53
29	BOTTMINGEN ( )	1:01.78
29	MISSOURI VALLEY MASTER	1:01.87
27	HEARTLAND MASTERS	1:02.23
29	LONE STAR MASTERS	1:03.57
27	BATON ROUGE CRAWFISH	1:03.66
26	EMPIRE ST MASTERS SWIM	1:03.70
29	FLORIDA LEAGUE AQUATIC	1:03.70
27	FLORIDA LEAGUE AQUATIC	1:04.10
25	SPACE COAST MASTERS	1:04.10
27	LAKELAND HILLS YMCA	1:04.18
28	TEXAS SWIMMERS	1:04.60
27	INLAND EMPIRE MASTERS	1:05.50
29	MISSION BAY MAKOS	1:06.31
29	BUCKEYEE MASTERS	1:06.44
29	MARYLAND MASTERS	1:07.80
25	DICK BOWER BOLTS	1:08.09
26	LONGHORN AQUATICS	1:09.23
26	LONGHORN AQUATICS	1:17.77
26	CONNECTICUT MASTERS	1:18.87
25	MISSION BAY MAKOS	1:20.50

## EVENT # 11: 25-29 WOMEN 100 YD FREESTYLE

#	SWIMMER'S NAME	(AGE)	CLUB	( ) TIME (
1	FABRIZIO, LIZ	27	LINCOLN MASTERS	52.65
2	HEUER, BRIGITTE	28	LONE STAR MASTERS	52.91
3	JACKSON, LISA	26	LONE STAR MASTERS	53.87
4	CARLISLE, KIM	28	STANFORD MASTERS	54.09
5	POIRIER, VALERIE	25	CONNECTICUT MASTERS	54.77
6	BROWN, MONICA	28	LONE STAR MASTERS	55.13
7	SABINA, DOREEN	26	NEW ENGLAND MASTERS	55.45
8	HERRMANN, ZENA	29	PACIFIC NORTHWEST	55.74
9	OLSON, CAROL	26	OMAHA MASTERS	55.78
10	KEOGH, JENNIFER	25	CONNECTICUT MASTERS	55.82
11	WETZEL, REBECCA	27	TEXAS SWIMMERS	55.85
12	ATKINSON, ELLEN	26	ROCKY MOUNTAIN MASTERS	56.13
13	MOORE, OLIVIA	29	TAMALPAIS AQUATIC	56.15
14	MORTELL, SHEILA	27	CONNECTICUT MASTERS	56.43
15	SUMMERS, SUZY	25	WALNUT CREEK MASTERS	56.57
16	DALY, DIANE	25	GREEN MOUNTAIN MASTERS	56.77
17	BLOCH, LAURIE	27	WINSTON SALEM MASTERS	56.78
18	BALL, SUSAN	26	PLANTATION MASTERS	57.26
18	HATFIELD, SANDRA	25	EL PASO AQUA POSSE	57.26

## TROPHIES-PLAQUES

OVER 300 AWARDS ON DISPLAY



**TROPHIES - SILVER - GIFTS**  
**GAVELS - PLAQUES - MEDALS**  
**DESK SETS - LAMINATED DIPLOMAS**  
**FACTORY DISCOUNT PRICES**  
**ALL WORK DONE ON PREMISES**

**ACADEMY TROPHIES**  
**AND AWARDS INC.**

**BOCA**  
**392-8192**  
Glades Plaza  
2200 Glades Rd., Suite 1105

**DEERFIELD**  
**427-8888**  
817 S. Federal Hwy

ESTABLISHED 1959

**USMS National Short Course Championships  
Final Results**

## EVENT # 33: 25-29 WOMEN 200 YD FREESTYLE

#	SWIMMER'S NAME	( AGE )	CLUB	( ) TIME (
1	GRANER, DIANE	25	SOUTHERN CALIFORNIA AQ	1:53.83
2	VALACH, JANIE	28	LADERA OAKS MASTERS	1:56.58
3	BURTON, KAREN	26	AIRFORCE AQUATIC MASTE	1:57.93
4	FABRIZIO, LIZ	27	LINCOLN MASTERS	1:59.08
5	HERRMANN, ZENA	29	PACIFIC NORTHWEST	1:59.34
6	OLSON, CAROL	26	OMAHA MASTERS	2:00.19
7	URSN, DIANE	25	ARIZONA MASTERS	2:00.28
8	KING, LAURI	29	UNATTACHED	2:01.53
9	SABINA, DOREEN	26	NEW ENGLAND MASTERS	2:02.16
10	KEOGH, JENNIFER	25	CONNECTICUT MASTERS	2:02.31
11	BROWN, MONICA	28	LONE STAR MASTERS	2:03.22
12	DALY, DIANE	25	GREEN MOUNTAIN MASTERS	2:03.54
13	WETZEL, REBECCA	27	TEXAS SWIMASTERS	2:04.11
14	SUMMERS, SUZY	25	WALNUT CREEK MASTERS	2:04.40
15	MAZUR, CAROL	25	CONNECTICUT MASTERS	2:05.79
16	APKER, JEAN	29	OMAHA MASTERS	2:06.83
17	NIXON, HEATHER	29	HOLMES LUMBER JAX	2:07.07
18	MATHESON, LESLEY	28	VALLEY FORGE MASTERS	2:07.08
19	DULLEA, MELANIE	27	ROCKY MOUNTAIN MASTERS	2:07.62
20	HATFIELD, SANDRA	25	EL PASO AQUA POSSE	2:08.35
21	BENEDICT, ANITA	25	SACRAMENTO MASTERS	2:08.81
22	CAMPBELL, HOLLY	27	MISSION BAY MAKOS	2:08.92
23	HANISCH, JEANNE	28	ST. LOUIS AREA MASTERS	2:09.03
24	HEGEDUS, PAMELA	28	CONNECTICUT MASTERS	2:10.09
25	KLIMKO, SUE	29	LONGHORN AQUATICS	2:10.94
26	DAVISSON, VALERIE	27	ST. LOUIS AREA MASTERS	2:11.37
27	CLEVELAND, MARCIA	25	EMPIRE ST MASTERS SWIM	2:12.27
28	OKULSKI, MICHELLE	27	SOUTHERN CALIFORNIA AQ	2:12.68
29	OLEKSY, TISH	27	CLEARWATER-LARGO Y MAS	2:13.25
30	CHRISTIAN, KAREN	29	MISSOURI VALLEY MASTER	2:14.18
31	SOCHER, SALLY	29	LONGHORN AQUATICS	2:14.58
32	HUTMAN, CHERIE	25	SPACE COAST MASTERS	2:15.97
33	ZIEGLER, BRENDA	27	LAKELAND HILLS YMCA	2:16.19
34	LANCASTER, MURIEL	28	ULTRA SWIM MASTERS	2:16.31
35	SCHLAK, SALLY	29	FLORIDA LEAGUE AQUATIC	2:17.41
36	ROTH-LEHMANN, CONNI	29	UNATTACHED	2:17.90
37	VANCURA, KATHLEEN	27	HEARTLAND MASTERS	2:19.41
38	THERRIEN, LAURIE	27	PACIFIC NORTHWEST	2:19.69
39	JUNG, SABINE	29	BOTTMINGEN ( )	2:20.06
40	NOLTE, SUSAN	28	WALNUT CREEK MASTERS	2:21.06
41	MEYER, NANCY	27	FLORIDA LEAGUE AQUATIC	2:21.30
42	SHAW, KIM	29	LONE STAR MASTERS	2:22.38
43	TRUHOL, CHRISTINE	26	ST. PETERSBURG MASTERS	2:24.09
44	SCHNEIDER, SHARON	27	INLAND EMPIRE MASTERS	2:25.11
45	LUCE, MICHELLE	29	LAS VEGAS MASTERS	2:28.22
46	GUETHLEIN, LIBBY	29	MARYLAND MASTERS	2:32.21
47	PALMER, ANDREA	29	BUCKEYE MASTERS	2:32.74
48	McGEE, ABBIE	26	VIRGINIA MASTERS	2:35.72
49	FRAGA, GRACIELA	25	DICK BOWER BOLTS	2:38.37
50	BORSACK, MARGARET	26	SOUTH COUNTY SEAHAWK	2:38.38
51	DRIANO, ELISA	28	PACIFIC NORTHWEST	2:42.51
52	RITACCIO, LUISA	25	MISSION BAY MAKOS	2:53.53
53	MYERS, TINA	27	UNATTACHED	2:58.71

## EVENT # 31: 25-29 WOMEN 500 YD FREESTYLE

#	SWIMMER'S NAME	( AGE )	CLUB	( ) TIME (
1	GRANER, DIANE	25	SOUTHERN CALIFORNIA AQ	5:01.50
2	BURTON, KAREN	26	AIRFORCE AQUATIC MASTE	5:04.03
3	VALACH, JANIE	28	LADERA OAKS MASTERS	5:04.04
4	FORD, JUNE	27	HUMUHUMUNUKUNUKUAPUAA	5:11.68
5	HERRMANN, ZENA	29	PACIFIC NORTHWEST	5:25.48
6	SABINA, DOREEN	26	NEW ENGLAND MASTERS	5:29.20
7	KEOGH, JENNIFER	25	CONNECTICUT MASTERS	5:31.20
8	KING, LAURI	29	UNATTACHED	5:31.88
9	MAZUR, CAROL	25	CONNECTICUT MASTERS	5:34.33
10	BENEDICT, ANITA	25	SACRAMENTO MASTERS	5:34.61
11	GREEN, DIANE	25	ULTRA SWIM MASTERS	5:34.87
12	DULLEA, MELANIE	27	ROCKY MOUNTAIN MASTERS	5:35.04
13	CAMPBELL, HOLLY	27	MISSION BAY MAKOS	5:35.36
14	LANTER, PATRICIA	25	VIRGINIA MASTERS	5:36.91
15	WETZEL, REBECCA	27	TEXAS SWIMASTERS	5:39.91
16	OKULSKI, MICHELLE	27	SOUTHERN CALIFORNIA AQ	5:41.66
17	MATHESON, LESLEY	28	VALLEY FORGE MASTERS	5:41.77

18	NIXON, HEATHER	29	HOLMES LUMBER JAX	5:42.13
19	BARBER, DEBBIE	26	WALNUT CREEK MASTERS	5:45.50
20	KALEEL, LAURA	28	ST. PETERSBURG MASTERS	5:47.19
21	HATFIELD, SANDRA	25	EL PASO AQUA POSSE	5:49.23
22	KLINKO, SUE	29	LONGHORN AQUATICS	5:50.86
23	ZIEGLER, BRENDA	27	LAKELAND HILLS YMCA	5:52.15
24	ROTH-LEHMANN, CONNI	29	UNATTACHED	5:52.69
25	CHRISTIAN, KAREN	29	MISSOURI VALLEY MASTER	5:57.93
26	SOCHER, SALLY	29	LONGHORN AQUATICS	5:58.57
27	PEDACE, JULIE	26	EMPIRE ST MASTERS SWIM	5:58.91
28	OLEKSY, TISH	27	CLEARWATER-LARGO Y MAS	5:59.57
29	DAVISSON, VALERIE	27	ST. LOUIS AREA MASTERS	5:59.59
30	DODS, SUZANNE	28	TAMALPAIS AQUATIC	6:00.02
31	NOLTE, SUSAN	28	WALNUT CREEK MASTERS	6:02.35
32	WOLF, LAURA	28	D.C. MASTERS	6:04.26
33	THERRIEN, LAURIE	27	PACIFIC NORTHWEST	6:04.35
34	CHERVONY, KITTY	27	LINCOLN MASTERS	6:04.54
35	HEGEDUS, PAMELA	28	CONNECTICUT MASTERS	6:05.14
36	LANCASTER, MURIEL	28	ULTRA SWIM MASTERS	6:11.75
37	VANCURA, KATHLEEN	27	HEARTLAND MASTERS	6:18.29
38	BARTOL, SUSAN	27	BATON ROUGE CRAWFISH	6:20.37
39	SCHNEIDER, SHARON	27	INLAND EMPIRE MASTERS	6:20.54
40	TRUHOL, CHRISTINE	26	ST. PETERSBURG MASTERS	6:36.58
41	LUCE, MICHELLE	29	LAS VEGAS MASTERS	6:36.66
42	BORSACK, MARGARET	26	SOUTH COUNTY SEAHAWK	7:15.76
43	RITACCIO, LUISA	25	MISSION BAY MAKOS	7:39.01
44	MYERS, TINA	27	UNATTACHED	7:49.80

## EVENT # 1: 25-29 WOMEN 1000 YD FREESTYLE

#	SWIMMER'S NAME	( AGE )	CLUB	( ) TIME (
1	VALACH, JANIE	28	LADERA OAKS MASTERS	10:35.42
2	MATHESON, LESLEY	28	VALLEY FORGE MASTERS	11:54.09
3	APKER, JEAN	29	OMAHA MASTERS	11:58.33
4	WETZEL, REBECCA	27	TEXAS SWIMASTERS	12:02.54
5	HANISCH, JEANNE	28	ST. LOUIS AREA MASTERS	12:05.59
6	DELIZASOAIN, PATRICIA	26	MISSION BAY MAKOS	12:09.78
7	KLIMKO, SUE	29	LONGHORN AQUATICS	12:20.18
8	NOLTE, SUSAN	28	WALNUT CREEK MASTERS	12:24.40
9	WOLF, LAURA	28	D.C. MASTERS	12:45.16
10	FORTOUL, KAREN	28	EMPIRE ST MASTERS SWIM	12:51.12
11	NYE, GAYL	29	MISSION BAY MAKOS	13:46.32
12	BIELEFELD, RUTH	29	SPACE COAST MASTERS	13:58.28
13	BODY, WENDY	25	UNATTACHED	14:25.48

## EVENT # 3: 25-29 WOMEN 1650 YD FREESTYLE

#	SWIMMER'S NAME	( AGE )	CLUB	( ) TIME (
1	BURTON, KAREN	26	AIRFORCE AQUATIC MASTE	17:18.21
2	MAZUR, CAROL	25	CONNECTICUT MASTERS	19:00.31
3	KEOGH, JENNIFER	25	CONNECTICUT MASTERS	19:00.56
4	SABINA, DOREEN	26	NEW ENGLAND MASTERS	19:07.37
5	GREEN, DIANE	25	ULTRA SWIM MASTERS	19:11.61
6	BENEDICT, ANITA	25	SACRAMENTO MASTERS	19:18.10
7	DULLEA, MELANIE	27	ROCKY MOUNTAIN MASTERS	19:23.06
8	CAMPBELL, HOLLY	27	MISSION BAY MAKOS	19:24.96
9	BARBER, DEBBIE	26	WALNUT CREEK MASTERS	19:53.17
10	DAVISSON, VALERIE	27	ST. LOUIS AREA MASTERS	20:27.55
11	CHERVONY, KITTY	27	LINCOLN MASTERS	20:29.27
12	HUTMAN, CHERIE	25	SPACE COAST MASTERS	20:36.42
13	HEGEDUS, PAMELA	28	CONNECTICUT MASTERS	20:37.97
14	DODS, SUZANNE	28	TAMALPAIS AQUATIC	20:50.43
15	SCHNEIDER, SHARON	27	INLAND EMPIRE MASTERS	22:02.93
16	RITACCIO, LUISA	25	MISSION BAY MAKOS	25:59.21

**USMS National Short Course Championships  
Final Results**

## EVENT # 9: 25-29 WOMEN 50 YD BACKSTROKE

#	SWIMMER'S NAME	( AGE )	CLUB	( ) TIME (
1	GRANER, DIANE	25	SOUTHERN CALIFORNIA AO	26.76
2	CARLISLE, KIM	28	STANFORD MASTERS	27.41
3	FABRIZIO, LIZ	27	LINCOLN MASTERS	27.92
4	O'CONNOR, BETH	28	D.C. MASTERS	28.55
5	PLESS, AMY	26	LONE STAR MASTERS	28.68
6	POIRIER, VALERIE	25	CONNECTICUT MASTERS	28.69
7	VALACH, JANIE	28	LADERA OAKS MASTERS	28.70
8	BROWN, MONICA	28	LONE STAR MASTERS	28.80
9	FOSBERG, KARIN	28	HUSKY MASTERS	28.95
10	LOCKE, PAMELA	26	WALNUT CREEK MASTERS	29.70
11	CARLISLE-SELLAN, SHELLEY	26	MECKLENBURG AQUATIC CL	29.92
12	CLEVELAND, MARCIA	25	EMPIRE ST MASTERS SWIM	30.20
13	MORTELL, MARGARET	25	CONNECTICUT MASTERS	30.48
14	SCHAFFER, LANNY	29	UNATTACHED	30.93
15	NIXON, HEATHER	29	HOLMES LUMBER JAX	31.14
16	SCRUGGS, KATHY	25	LONGHORN AQUATICS	32.83
17	GRODSKY, SUSAN	29	MARYLAND MASTERS	33.20
18	McMAHON, CORDELIA	29	MISSION BAY MAKOS	34.04
19	ROTHROCK, MICHELLE	28	UNATTACHED	34.38
20	THERRIEN, LAURIE	27	PACIFIC NORTHWEST	34.80
21	SEIPLE, JULIE	28	TEXAS SWIMMERS	35.37
22	LUCE, MICHELLE	29	LAS VEGAS MASTERS	36.41
23	HUTMAN, CHERIE	25	SPACE COAST MASTERS	36.59
24	WALTERS, MARGARET	25	LONGHORN AQUATICS	37.10
25	SCHLAK, SALLY	29	FLORIDA LEAGUE AQUATIC	37.31
26	SOCHER, SALLY	29	LONGHORN AQUATICS	37.89
27	THOMPSON, JENNIFER	26	LONGHORN AQUATICS	40.22
28	CROLLO, ELIZABETH	26	CONNECTICUT MASTERS	41.60
29	HUGG, CATHERINE	28	MICHIGAN MASTERS	43.14
30	TAYLOR, DONNA	26	LINCOLN MASTERS	52.08

## EVENT # 37: 25-29 WOMEN 100 YD BACKSTROKE

#	SWIMMER'S NAME	( AGE )	CLUB	( ) TIME (
1	GRANER, DIANE	25	SOUTHERN CALIFORNIA AO	57.54
2	CARLISLE, KIM	28	STANFORD MASTERS	58.44
3	VALACH, JANIE	28	LADERA OAKS MASTERS	1:01.61
4	O'CONNOR, BETH	28	D.C. MASTERS	1:01.73
6	FABRIZIO, LIZ	27	LINCOLN MASTERS	1:01.73
4	FOSBERG, KARIN	28	HUSKY MASTERS	1:02.12
7	CARLISLE-SELLAN, SHELLEY	26	MECKLENBURG AQUATIC CL	1:02.39
8	ZUBECK, ROBIN	27	GEORGIA KILLER WHALES	1:02.59
9	POIRIER, VALERIE	25	CONNECTICUT MASTERS	1:02.91
10	HERRMANN, ZENA	29	PACIFIC NORTHWEST	1:03.15
11	DALY, DIANE	25	GREEN MOUNTAIN MASTERS	1:03.62
12	LOCKE, PAMELA	26	WALNUT CREEK MASTERS	1:03.66
13	MORTELL, MARGARET	25	CONNECTICUT MASTERS	1:05.12
14	CLEVELAND, MARCIA	25	EMPIRE ST MASTERS SWIM	1:05.99
15	LANIER, PATRICIA	25	VIRGINIA MASTERS	1:06.95
16	GRIFFITH, CYNTHIA	28	SOUTHERN CALIFORNIA AO	1:07.27
17	CAMPBELL, HOLLY	27	MISSION BAY MAKOS	1:07.38
18	TEPPO, NANCY	26	MICHIGAN MASTERS	1:07.75
19	FERRIS, MARY JO	27	LONE STAR MASTERS	1:09.04
20	APKER, JEAN	29	OMAHA MASTERS	1:09.52
21	KEOGH, JENNIFER	25	CONNECTICUT MASTERS	1:10.99
22	SCRUGGS, KATHY	25	LONGHORN AQUATICS	1:11.36
23	BENEDICT, ANITA	25	SACRAMENTO MASTERS	1:11.80
24	GRODSKY, SUSAN	29	MARYLAND MASTERS	1:12.06
25	McMAHON, CORDELIA	29	MISSION BAY MAKOS	1:14.50
26	GUETHLEIN, LIBBY	29	MARYLAND MASTERS	1:18.77
27	TOLMAN, SUE	28	HEARTLAND MASTERS	1:18.99
28	HUTMAN, CHERIE	25	SPACE COAST MASTERS	1:19.06
29	VANCURA, KATHLEEN	27	HEARTLAND MASTERS	1:26.05

## EVENT # 19: 25-29 WOMEN 200 YD BACKSTROKE

#	SWIMMER'S NAME	( AGE )	CLUB	( ) TIME (
1	GRANER, DIANE	25	SOUTHERN CALIFORNIA AO	2:04.30
2	FOSBERG, KARIN	28	HUSKY MASTERS	2:11.30
3	VALACH, JANIE	28	LADERA OAKS MASTERS	2:12.87
4	ZUBECK, ROBIN	27	GEORGIA KILLER WHALES	2:14.76
5	HERRMANN, ZENA	29	PACIFIC NORTHWEST	2:14.93
6	CARLISLE-SELLAN, SHELLEY	26	MECKLENBURG AQUATIC CL	2:15.58
7	LOCKE, PAMELA	26	WALNUT CREEK MASTERS	2:16.19
8	BROWN, MONICA	28	LONE STAR MASTERS	2:19.11
9	MORTELL, SHELIA	27	CONNECTICUT MASTERS	2:21.06
10	DALY, DIANE	25	GREEN MOUNTAIN MASTERS	2:21.78
11	CLEVELAND, MARCIA	25	EMPIRE ST MASTERS SWIM	2:23.30
12	CAMPBELL, HOLLY	27	MISSION BAY MAKOS	2:24.19
13	TEPPO, NANCY	26	MICHIGAN MASTERS	2:28.16
14	APKER, JEAN	29	OMAHA MASTERS	2:30.04
15	DeLIZASOAIN, PATRICIA	26	MISSION BAY MAKOS	2:31.46
16	FERRIS, MARY JO	27	LONE STAR MASTERS	2:31.89
17	BENEDICT, ANITA	25	SACRAMENTO MASTERS	2:32.18
18	GRODSKY, SUSAN	29	MARYLAND MASTERS	2:37.56
19	BURGER, KELLY	26	ST. PETERSBURG MASTERS	2:39.42
20	SCRUGGS, KATHY	25	LONGHORN AQUATICS	2:40.68
21	TRUHOL, CHRISTINE	26	ST. PETERSBURG MASTERS	2:49.49
22	TOLMAN, SUE	28	HEARTLAND MASTERS	2:49.88
23	GUETHLEIN, LIBBY	29	MARYLAND MASTERS	2:50.11
24	LUCE, MICHELLE	29	LAS VEGAS MASTERS	2:56.97

## EVENT # 35: 25-29 WOMEN 50 YD BREASTSTROKE

#	SWIMMER'S NAME	( AGE )	CLUB	( ) TIME (
1	PLESS, AMY	26	LONE STAR MASTERS	31.20
2	HEUER, BRIGITTE	28	LONE STAR MASTERS	31.35
3	JACKSON, LISA	26	LONE STAR MASTERS	31.77
4	POLLARD, PAULA	25	NEW ENGLAND MASTERS	32.26
5	FRECH, KAREN	27	MARYLAND MASTERS	32.30
6	HAGUE, VAL	28	LONE STAR MASTERS	32.38
7	ATKINSON, ELLEN	26	ROCKY MOUNTAIN MASTERS	32.57
8	HANISCH, JEANNE	28	ST. LOUIS AREA MASTERS	32.99
9	COOPER, LESLIE	29	ST. LOUIS AREA MASTERS	33.26
10	CHASE, LAURA	28	BUCKEYE MASTERS	33.77
11	DILWEG, AMY	25	MARYLAND MASTERS	33.84
12	MILANDER, ROBERTA	27	SPACE COAST MASTERS	34.05
13	POIRIER, JANICE	28	VALLEY FORGE MASTERS	34.21
14	WYATT, SUSAN	29	BOCA RATON MASTERS	34.22
15	CARLYLE, J. MARIANNE	27	1000 ISLANDS SWIM MA()	34.49
16	HATFIELD, SANDRA	25	EL PASO AQUA POSSE	34.62
17	REMELE', LISA	25	CINCINNATI PEPSI MARLI	34.91
18	TANZER, SANDRA	28	MISSION BAY MAKOS	36.25
19	ROTHROCK, MICHELLE	28	UNATTACHED	36.83
20	CASASOLA, MARIA	25	LINCOLN MASTERS	37.18
21	KEMLER, AMY	29	F.A.S.T.	38.01
22	THOMPSON, JENNIFER	26	LONGHORN AQUATICS	38.39
23	SEIPLE, JULIE	28	TEXAS SWIMMERS	38.74
24	HESSE, SHELLEY	26	LONGHORN AQUATICS	42.64
25	BORSACK, MARGARET	26	SOUTH COUNTY SEAHAWK	43.31
26	RITACCIO, LUISA	25	MISSION BAY MAKOS	44.66
27	DRIANO, ELISA	28	PACIFIC NORTHWEST	DD

# Final Results

## EVENT # 21: 25-29 WOMEN 100 YD BREASTSTROKE

#	SWIMMER'S NAME	( AGE )	CLUB	( ) TIME (
1	PLESS, AMY	26	LONE STAR MASTERS	1:08.62
2	HEUER, BRIGITTE	28	LONE STAR MASTERS	1:08.69
3	FRECH, KAREN	27	MARYLAND MASTERS	1:09.04
4	POLLARD, PAULA	25	NEW ENGLAND MASTERS	1:10.30
5	ATKINSON, ELLEN	26	ROCKY MOUNTAIN MASTERS	1:10.48
6	FOSBERG, KARIN	28	HUSKY MASTERS	1:11.31
7	HAGUE, VAL	28	LONE STAR MASTERS	1:11.60
8	COOPER, LESLIE	29	ST. LOUIS AREA MASTERS	1:11.98
9	HANISCH, JEANNE	28	ST. LOUIS AREA MASTERS	1:12.12
10	CHASE, LAURA	28	BUCKEYE MASTERS	1:12.33
11	POIRIER, JANICE	28	VALLEY FORGE MASTERS	1:12.46
12	MILANDER, ROBERTA	27	SPACE COAST MASTERS	1:14.24
13	TEPPO, NANCY	26	MICHIGAN MASTERS	1:14.39
14	WYATT, SUSAN	29	BOCA RATON MASTERS	1:14.52
15	BARBER, DEBBIE	26	WALNUT CREEK MASTERS	1:15.50
16	MATHESON, LESLEY	28	VALLEY FORGE MASTERS	1:17.46
17	REMELE, LISA	25	CININNATI PEPSI MARLI	1:17.79
18	CHERVONY, KITTY	27	LINCOLN MASTERS	1:19.01
19	CASASOLA, MARIA	25	LINCOLN MASTERS	1:19.50
20	TANZER, SANDRA	28	MISSION BAY MAKOS	1:20.44
21	ROTHROCK, MICHELLE	28	UNATTACHED	1:20.68
22	DODS, SUZANNE	28	TAMALPAIS AQUATIC	1:21.46
23	DRIANO, ELISA	28	PACIFIC NORTHWEST	1:23.86
24	BIELEFELD, RUTH	29	SPACE COAST MASTERS	1:24.95
25	McGEE, ABBIE	26	VIRGINIA MASTERS	1:29.71
26	HESSE, SHELLEY	26	LONGHORN AQUATICS	1:31.17
27	TAYLOR, DONNA	26	LINCOLN MASTERS	1:54.41
28	DUNLAP, LISA	26	ST. LOUIS AREA MASTERS	DQ
28	JACKSON, LISA	26	LONE STAR MASTERS	DQ

## EVENT # 5: 25-29 WOMEN 200 YD BREASTSTROKE

#	SWIMMER'S NAME	( AGE )	CLUB	( ) TIME (
1	FORD, JUNE	27	HUMUHUMUNUKUNUKUAPUAA	2:29.14
2	HEUER, BRIGITTE	28	LONE STAR MASTERS	2:31.97
3	FRECH, KAREN	27	MARYLAND MASTERS	2:32.29
4	POLLARD, PAULA	25	NEW ENGLAND MASTERS	2:34.61
5	ATKINSON, ELLEN	26	ROCKY MOUNTAIN MASTERS	2:34.86
6	HANISCH, JEANNE	28	ST. LOUIS AREA MASTERS	2:38.32
7	POIRIER, JANICE	28	VALLEY FORGE MASTERS	2:38.89
8	CARLYLE, J. MARIANNE	27	1000 ISLANDS SWIM MA	2:42.79
9	CHERVONY, KITTY	27	LINCOLN MASTERS	2:50.03
10	CASASOLA, MARIA	25	LINCOLN MASTERS	2:52.06
11	SCHNEIDER, SHARON	27	INLAND EMPIRE MASTERS	2:55.08
12	DODS, SUZANNE	28	TAMALPAIS AQUATIC	2:57.87
13	DUNLAP, LISA	26	ST. LOUIS AREA MASTERS	2:58.55
14	DRIANO, ELISA	28	PACIFIC NORTHWEST	2:59.14
15	ROTHROCK, MICHELLE	28	UNATTACHED	3:01.15
16	BIELEFELD, RUTH	29	SPACE COAST MASTERS	3:01.68
17	McGEE, ABBIE	26	VIRGINIA MASTERS	3:13.75
18	CHASE, LAURA	28	BUCKEYE MASTERS	DQ

## EVENT # 39: 25-29 WOMEN 50 YD BUTTERFLY

#	SWIMMER'S NAME	( AGE )	CLUB	( ) TIME (
1	O'CONNOR, BETH	28	D.C. MASTERS	26.27
2	ATKINSON, ELLEN	26	ROCKY MOUNTAIN MASTERS	26.55
3	FABRIZIO, LIZ	27	LINCOLN MASTERS	26.71
4	HUEY, PATRICIA	27	MECKLENBURG AQUATIC CL	26.84
5	PLESS, AMY	26	LONE STAR MASTERS	27.18
6	POIRIER, VALERIE	25	CONNECTICUT MASTERS	27.25
7	BARBER, DEBBIE	26	WALNUT CREEK MASTERS	27.56
8	CRETIN, ROSALIE-ANNE	26	TEAM ORLANDO MASTERS	27.66
9	BALL, SUSAN	26	PLANTATION MASTERS	27.86
10	POLLARD, PAULA	25	NEW ENGLAND MASTERS	27.93
10	COOPER, LESLIE	29	ST. LOUIS AREA MASTERS	27.93
12	KING, LAURI	29	UNATTACHED	27.94
13	MORTELL, MARGARET	25	CONNECTICUT MASTERS	28.05
14	LANGAN, MOLLY	28	EMPIRE ST MASTERS SWIM	28.13
15	REMELE, LISA	25	CININNATI PEPSI MARLI	28.51
16	BLOCH, LAURIE	27	WINSTON SALEM MASTERS	28.73
17	WYATT, SUSAN	29	BOCA RATON MASTERS	28.77
18	GRIFFITH, CYNTHIA	28	SOUTHERN CALIFORNIA AQ	28.96

19	MORTELL, SHEILA	27	CONNECTICUT MASTERS	28.98
20	HAGUE, VAL	28	LONE STAR MASTERS	29.47
21	NIXON, HEATHER	29	HOLMES LUMBER JAX	29.48
22	BONDS, BARRETT	26	MISSION BAY MAKOS	29.50
23	BROWN, MELISSA	27	CONNECTICUT MASTERS	29.51
24	GRAW, LORI	26	SPACE COAST MASTERS	29.55
25	MILANDER, ROBERTA	27	SPACE COAST MASTERS	29.73
26	JUNG, SABINE	29	BOTTMINGEN ( )	30.66
27	DULLEA, MELANIE	27	ROCKY MOUNTAIN MASTERS	30.80
28	PALMER, ANDREA	29	BUCKEYE MASTERS	31.24
29	SCRUGGS, KATHY	25	LONGHORN AQUATICS	31.28
30	KLIMKO, SUE	29	LONGHORN AQUATICS	31.33
31	THERRIEN, LAURIE	27	PACIFIC NORTHWEST	31.37
32	WOLF, LAURA	28	D.C. MASTERS	31.56
33	McMAHON, CORDELIA	29	MISSION BAY MAKOS	31.83
34	BARTOL, SUSAN	27	BATON ROUGE CRAWFISH	32.02
35	LANCASTER, MURIEL	28	ULTRA SWIM MASTERS	32.22
36	SHAW, KIM	29	LONE STAR MASTERS	32.29
37	SEIPLE, JULIE	28	TEXAS SWIMMERS	34.25
38	DUNLAP, LISA	26	ST. LOUIS AREA MASTERS	34.77
39	THOMPSON, JENNIFER	26	LONGHORN AQUATICS	35.62
40	FRAGA, GRACIELA	25	DICK BOWER BOLTS	37.25
41	CASASOLA, MARIA	25	LINCOLN MASTERS	38.72

## EVENT # 7: 25-29 WOMEN 100 YD BUTTERFLY

#	SWIMMER'S NAME	( AGE )	CLUB	( ) TIME (
1	O'CONNOR, BETH	28	D.C. MASTERS	58.04
2	HUEY, PATRICIA	27	MECKLENBURG AQUATIC CL	58.35
3	POIRIER, VALERIE	25	CONNECTICUT MASTERS	1:00.86
4	CRETIN, ROSALIE-ANNE	26	TEAM ORLANDO MASTERS	1:00.97
5	ZUBECK, ROBIN	27	GEORGIA KILLER WHALES	1:01.15
6	MORTELL, MARGARET	25	CONNECTICUT MASTERS	1:01.44
7	URSIN, DIANE	25	ARIZONA MASTERS	1:01.48
8	BALL, SUSAN	26	PLANTATION MASTERS	1:01.49
9	KING, LAURI	29	UNATTACHED	1:01.91
10	POLLARD, PAULA	25	NEW ENGLAND MASTERS	1:02.59
11	COOPER, LESLIE	29	ST. LOUIS AREA MASTERS	1:02.79
12	LANGAN, MOLLY	28	EMPIRE ST MASTERS SWIM	1:03.70
13	BARBER, DEBBIE	26	WALNUT CREEK MASTERS	1:03.79
14	MOORE, OLIVIA	29	TAMALPAIS AQUATIC	1:03.80
15	BLOCH, LAURIE	27	WINSTON SALEM MASTERS	1:03.96
16	HEGEDUS, PAMELA	28	CONNECTICUT MASTERS	1:03.96
17	GRIFFITH, CYNTHIA	28	SOUTHERN CALIFORNIA AQ	1:04.14
18	LANTER, PATRICIA	25	VIRGINIA MASTERS	1:04.26
19	GRODSKY, SUSAN	29	MARYLAND MASTERS	1:05.11
20	CLEVELAND, MARCIA	25	EMPIRE ST MASTERS SWIM	1:05.92
21	GRAW, LORI	26	SPACE COAST MASTERS	1:06.37
22	BENEDICT, ANITA	25	SACRAMENTO MASTERS	1:07.18
23	DELIZASOAIN, PATRICIA	26	MISSION BAY MAKOS	1:08.28
24	PEDACE, JULIE	26	EMPIRE ST MASTERS SWIM	1:08.61
25	DULLEA, MELANIE	27	ROCKY MOUNTAIN MASTERS	1:08.99
26	OKULSKI, MICHELLE	27	SOUTHERN CALIFORNIA AQ	1:09.50
27	ROTH-LEHMANN, CONNI	29	UNATTACHED	1:09.59
28	FIX, PAMELA	29	WESTSIDE MASTERS	1:10.65
29	JUNG, SABINE	29	BOTTMINGEN ( )	1:12.20
30	WOLF, LAURA	28	D.C. MASTERS	1:13.10
31	BARTOL, SUSAN	27	BATON ROUGE CRAWFISH	1:13.22
32	SHAW, KIM	29	LONE STAR MASTERS	1:15.56
33	TOLMAN, SUE	28	HEARTLAND MASTERS	1:16.14
34	MEYER, NANCY	27	FLORIDA LEAGUE AQUATIC	1:17.23
35	TAYLOR, DONNA	26	LINCOLN MASTERS	2:05.06
36	BROWN, MELISSA	27	CONNECTICUT MASTERS	DQ
36	ZIEGLER, BRENDA	27	LAKELAND HILLS YMCA	DQ

USMS National Short Course Championships  
 Final Results

## EVENT # 25: 25-29 WOMEN 200 YD BUTTERFLY

#	SWIMMER'S NAME	(AGE)	CLUB	( ) TIME (
1	FORD, JUNE	27	HUMUHUMUNUKUAPUAA	2:07.57
2	HUEY, PATRICIA	27	MECKLENBURG AQUATIC CL	2:08.44
3	ZUBECK, ROBIN	27	GEORGIA KILLER WHALES	2:09.31
4	BURTON, KAREN	26	AIRFORCE AQUATIC MASTE	2:09.90
5	URSIN, DIANE	25	ARIZONA MASTERS	2:12.04
6	MOORE, OLIVIA	29	TAMALPAIS AQUATIC	2:17.58
7	CRETIN, ROSALIE-ANNE	26	TEAM ORLANDO MASTERS	2:17.62
8	GRIFFITH, CYNTHIA	28	SOUTHERN CALIFORNIA AQ	2:19.61
9	BARBER, DEBBIE	26	WALNUT CREEK MASTERS	2:20.53
10	LANTER, PATRICIA	25	VIRGINIA MASTERS	2:21.55
11	GRODSKY, SUSAN	29	MARYLAND MASTERS	2:22.35
12	CLEVELAND, MARCIA	25	EMPIRE ST MASTERS SWIM	2:23.21
13	GREEN, DIANE	25	ULTRA SWIM MASTERS	2:24.54
14	SUMMERS, SUZY	25	WALNUT CREEK MASTERS	2:27.38
15	HEGEDUS, PAMELA	28	CONNECTICUT MASTERS	2:27.42
16	DeLIZASOAIN, PATRICIA	26	MISSION BAY MAKOS	2:27.50
17	PEDACE, JULIE	26	EMPIRE ST MASTERS SWIM	2:30.46
18	GRAW, LORI	26	SPACE COAST MASTERS	2:30.79
19	FIX, PAMELA	29	WESTSIDE MASTERS	2:35.10
20	VANDER WIELE, JENNIFER	29	RALEIGH AREA MASTERS	2:47.40
21	BARTOL, SUSAN	27	BATON ROUGE CRAWFISH	2:48.90
22	BURGER, KELLY	26	ST. PETERSBURG MASTERS	3:02.76
23	LUCE, MICHELLE	29	LAS VEGAS MASTERS	3:23.81
24	TRUHOL, CHRISTINE	26	ST. PETERSBURG MASTERS DQ	

## 47 PHILLIPS, NANCY

48	NOLTE, SUSAN	28	F.A.S.T.	1:16.16
49	WALTERS, MARGARET	28	WALNUT CREEK MASTERS	1:16.51
50	BIELEFELD, RUTH	25	LONGHORN AQUATICS	1:17.51
51	WILWERDING, DEBBIE	29	SPACE COAST MASTERS	1:19.35
52	FIX, PAMELA	25	MISSION BAY MAKOS	1:19.83
53	THOMPSON, JENNIFER	29	WESTSIDE MASTERS	1:20.75
54	McGEE, ABBIE	26	LONGHORN AQUATICS	1:21.56
55	CASASOLA, MARIA	26	VIRGINIA MASTERS	1:21.72
56	TAYLOR, DONNA	25	LINCOLN MASTERS	1:22.37
		26	LINCOLN MASTERS	1:42.62

## EVENT # 13: 25-29 WOMEN 200 YD INDIVIDUAL MEDLEY

#	SWIMMER'S NAME	(AGE)	CLUB	( ) TIME (
1	GRANER, DIANE	25	SOUTHERN CALIFORNIA AQ	2:08.87
2	FOSBERG, KARIN	28	HUSKY MASTERS	2:11.60
3	BURTON, KAREN	26	AIRFORCE AQUATIC MASTE	2:12.46
4	FORD, JUNE	27	HUMUHUMUNUKUAPUAA	2:14.38
5	CARLISLE-SELLAN, SHELLEY	26	MECKLENBURG AQUATIC CL	2:14.59
6	URSIN, DIANE	25	ARIZONA MASTERS	2:16.02
7	HERRMANN, ZENA	29	PACIFIC NORTHWEST	2:17.28
8	HUEY, PATRICIA	27	MECKLENBURG AQUATIC CL	2:17.30
9	KING, LAURI	29	UNATTACHED	2:18.57
10	LANTER, PATRICIA	25	VIRGINIA MASTERS	2:20.01
11	CHASE, LAURA	28	BUCKEYE MASTERS	2:20.55
12	FRECH, KAREN	27	MARYLAND MASTERS	2:20.60
13	GRIFFITH, CYNTHIA	28	SOUTHERN CALIFORNIA AQ	2:21.05
14	POIRIER, JANICE	28	VALLEY FORGE MASTERS	2:21.63
15	MOORE, OLIVIA	29	TAMALPAIS AQUATIC	2:21.81
16	SUMMERS, SUZY	25	WALNUT CREEK MASTERS	2:21.92
17	COOPER, LESLIE	29	ST. LOUIS AREA MASTERS	2:23.42
18	HANISCH, JEANNE	28	ST. LOUIS AREA MASTERS	2:24.72
19	TEPPO, NANCY	26	MICHIGAN MASTERS	2:25.47
20	MAZUR, CAROL	25	CONNECTICUT MASTERS	2:31.61
21	GRAW, LORI	26	SPACE COAST MASTERS	2:32.12
22	CHERVONY, KITTY	27	LINCOLN MASTERS	2:32.46
23	CARLYLE, J. MARIANNE	27	1000 ISLANDS SWIM MA( )	2:32.64
24	THERRIEN, LAURIE	27	PACIFIC NORTHWEST	2:35.40
25	PEDACE, JULIE	26	EMPIRE ST MASTERS SWIM	2:36.58
26	LANCASTER, MURIEL	28	ULTRA SWIM MASTERS	2:37.31
27	DODS, SUZANNE	28	TAMALPAIS AQUATIC	2:38.25
28	WOLF, LAURA	28	D.C. MASTERS	2:38.30
29	McMAHON, CORDELIA	29	MISSION BAY MAKOS	2:38.91
30	SCRUGGS, KATHY	25	LONGHORN AQUATICS	2:39.30
31	NOLTE, SUSAN	28	WALNUT CREEK MASTERS	2:40.83
32	VANCURA, KATHLEEN	27	HEARTLAND MASTERS	2:43.76
33	GUETHLEIN, LIBBY	29	MARYLAND MASTERS	2:46.83
34	BIELEFELD, RUTH	29	SPACE COAST MASTERS	2:48.54
35	TOLMAN, SUE	28	HEARTLAND MASTERS	2:49.25
36	WALTERS, MARGARET	25	LONGHORN AQUATICS	2:51.83
37	McGEE, ABBIE	26	VIRGINIA MASTERS	3:00.10
38	PHILLIPS, NANCY	28	F.A.S.T.	DQ

## EVENT # 27: 25-29 WOMEN 100 YD INDIVIDUAL MEDLEY

#	SWIMMER'S NAME	(AGE)	CLUB	( ) TIME (
1	CARLISLE, KIM	28	STANFORD MASTERS	1:00.35
2	PLESS, AMY	26	LONE STAR MASTERS	1:00.48
3	O'CONNOR, BETH	28	D.C. MASTERS	1:00.66
4	POIRIER, VALERIE	25	CONNECTICUT MASTERS	1:01.39
5	CARLISLE-SELLAN, SHELLEY	26	MECKLENBURG AQUATIC CL	1:02.31
6	HEUER, BRIGITTE	28	LONE STAR MASTERS	1:02.35
7	ATKINSON, ELLEN	26	ROCKY MOUNTAIN MASTERS	1:03.54
8	MORTELL, MARGARET	25	CONNECTICUT MASTERS	1:03.77
9	KING, LAURI	29	UNATTACHED	1:03.83
10	HUEY, PATRICIA	27	MECKLENBURG AQUATIC CL	1:04.04
11	POLLARD, PAULA	25	NEW ENGLAND MASTERS	1:04.12
12	SUMMERS, SUZY	25	WALNUT CREEK MASTERS	1:04.45
13	FRECH, KAREN	27	MARYLAND MASTERS	1:04.59
14	CHASE, LAURA	28	BUCKEYE MASTERS	1:04.64
15	BALL, SUSAN	26	PLANTATION MASTERS	1:05.48
16	COOPER, LESLIE	29	ST. LOUIS AREA MASTERS	1:05.65
17	SABINA, DOREEN	26	NEW ENGLAND MASTERS	1:05.83
18	MORTELL, SHEILA	27	CONNECTICUT MASTERS	1:05.89
19	HATFIELD, SANDRA	25	EL PASO AQUA POSSE	1:05.99
20	MOORE, OLIVIA	29	TAMALPAIS AQUATIC	1:06.02
21	NIXON, HEATHER	29	HOLMES LUMBER JAX	1:06.10
22	HAGUE, VAL	28	LONE STAR MASTERS	1:06.69
23	GRIFFITH, CYNTHIA	28	SOUTHERN CALIFORNIA AQ	1:06.77
24	BLOCH, LAURIE	27	WINSTON SALEM MASTERS	1:06.90
25	McILVAINE, LUCY	25	NORTH PALM BEACH	1:07.83
26	CARLYLE, J. MARIANNE	27	1000 ISLANDS SWIM MA( )	1:08.25
27	GRODSKY, SUSAN	29	MARYLAND MASTERS	1:08.40
28	GRAW, LORI	26	SPACE COAST MASTERS	1:09.61
29	FERRIS, MARY JO	27	LONE STAR MASTERS	1:10.04
30	PARKER, JUDY	26	NORTH PALM BEACH	1:10.50
31	LANCASTER, MURIEL	28	ULTRA SWIM MASTERS	1:10.82
32	SCRUGGS, KATHY	25	LONGHORN AQUATICS	1:11.42
33	THERRIEN, LAURIE	27	PACIFIC NORTHWEST	1:12.40
34	BURGER, KELLY	26	ST. PETERSBURG MASTERS	1:12.91
35	McMAHON, CORDELIA	29	MISSION BAY MAKOS	1:13.06
36	PEDACE, JULIE	26	EMPIRE ST MASTERS SWIM	1:13.07
37	WOLF, LAURA	28	D.C. MASTERS	1:13.55
38	TANZER, SANDRA	28	MISSION BAY MAKOS	1:13.63
39	PALMER, ANDREA	29	BUCKEYE MASTERS	1:13.73
40	SOCHER, SALLY	29	LONGHORN AQUATICS	1:13.97
41	SCHLAK, SALLY	29	FLORIDA LEAGUE AQUATIC	1:14.11
42	GUETHLEIN, LIBBY	29	MARYLAND MASTERS	1:14.24
43	VANCURA, KATHLEEN	27	HEARTLAND MASTERS	1:14.50
44	SEIPLE, JULIE	28	TEXAS SWIMMERS	1:15.49
45	DUNLAP, LISA	26	ST. LOUIS AREA MASTERS	1:15.94
46	TOLMAN, SUE	28	HEARTLAND MASTERS	1:16.01

## EVENT # 43: 25-29 WOMEN 400 YD INDIVIDUAL MEDLEY

#	SWIMMER'S NAME	(AGE)	CLUB	( ) TIME (
1	ZUBECK, ROBIN	27	GEORGIA KILLER WHALES	4:39.02
2	FORD, JUNE	27	HUMUHUMUNUKUAPUAA	4:40.15
3	FOSBERG, KARIN	28	HUSKY MASTERS	4:42.13
4	URSIN, DIANE	25	ARIZONA MASTERS	4:43.97
5	CARLISLE-SELLAN, SHELLEY	26	MECKLENBURG AQUATIC CL	4:46.37
6	HUEY, PATRICIA	27	MECKLENBURG AQUATIC CL	4:52.60
7	LANTER, PATRICIA	25	VIRGINIA MASTERS	5:02.30
8	MOORE, OLIVIA	29	TAMALPAIS AQUATIC	5:02.40
9	SUMMERS, SUZY	25	WALNUT CREEK MASTERS	5:02.63
10	GREEN, DIANE	25	ULTRA SWIM MASTERS	5:10.68
11	DeLIZASOAIN, PATRICIA	26	MISSION BAY MAKOS	5:12.59
12	HEGEDUS, PAMELA	28	CONNECTICUT MASTERS	5:22.80
13	BARTOL, SUSAN	27	BATON ROUGE CRAWFISH	5:34.30
14	NOLTE, SUSAN	28	WALNUT CREEK MASTERS	5:36.24
15	SCHNEIDER, SHARON	27	INLAND EMPIRE MASTERS	5:41.62
16	VANDER WIELE, JENNIFER	29	RALEIGH AREA MASTERS	5:46.55

**USMS National Short Course Championships  
Final Results**


EVENT # 23: 30-34 WOMEN 50 YD FREESTYLE

#	SWIMMER'S NAME	(AGE)	CLUB	( ) TIME (
1	WETTACH, GAYLE	32	NEW ENGLAND MASTERS	25.17
2	KARAGEORGES-SHA, KATHERIN	30	BOCA RATON MASTERS	25.56
3	HARRIGAN, THERESE	30	MIDDLE ATLANTIC MASTER	25.64
4	TEST, BETTINA	31	NEW ENGLAND MASTERS	25.76
5	PAQUE, JULIE	31	STANFORD MASTERS	25.81
6	HARRIS, H. ELAINE	34	F.A.S.T.	25.94
7	WISE, KIM	32	HOLMES LUMBER JAX	26.11
8	MORTELL, MAUREEN	31	CONNECTICUT MASTERS	26.19
9	STACY, LOUISE	34	OKLAHOMA MASTERS	26.23
10	BANNER, JENNIFER	30	HOLMES LUMBER JAX	26.28
11	WAKELAND, MAUREEN	30	UNATTACHED	26.67
12	STARR, D. J.	32	NORTHSIDE FLYING JALEP	26.75
13	ROGERS, YVETTE	30	GEORGIA KILLER WHALES	26.83
14	WALKER, ANITA	32	OKLAHOMA MASTERS	27.14
15	BAUMANN, LISA	30	EMPIRE ST MASTERS SWIM	27.15
16	WAGENVOORD, ALICE	30	SOUTHERN CALIFORNIA AO	27.26
17	YELMOKAS, ANN	34	NEW ENGLAND MASTERS	27.71
18	ROESCH, SUSAN	31	KATY MASTERS	27.97
19	SHONKWILER, GWEN	31	F.A.S.T.	28.27
20	KADLUBEK, VAUNE	31	LAS VEGAS MASTERS	28.33
21	STROUD, PEGGY	33	NORTH YORK MASTERS A( )	28.34
22	PAL, JANE	31	1000 ISLANDS SWIM MA( )	28.44
23	COULEHAN, PEGGY	30	EL PASO AQUA POSSE	28.48
24	DUNCAN, VIRGINIA	33	MISSION BAY MAKOS	28.57
25	PHILPOTT, KIM	33	SADDLEBACK VALLEY	28.67
26	LYNCH, KATHY	33	NEW ENGLAND MASTERS	28.75
27	WEIR, JACQUELYN	33	UNATTACHED	29.03
28	ALSOFROM, DEBBIE	30	VERMONT MASTERS	29.39
29	LIPINSKI, RO	31	MISSION BAY MAKOS	29.46
30	BAXTER, SANDRA	34	ULTRA SWIM MASTERS	29.55
31	THOMAS, ELAINE	34	LOS ALTOS MASTERS	29.63
32	STRAND, COLLEEN	32	PACIFIC NORTHWEST	29.65
33	GRACE, LESLEE	33	BATON ROUGE CRAWFISH	30.07
34	BYRER, CINDY	30	SAWMILL ATHLETIC CLUB	30.30
35	ASHLEY, MAUREEN	34	NEW ENGLAND MASTERS	30.32
36	HANSEN, TORILD	33	CONNECTICUT MASTERS	30.55
37	BRIDGES, NANNETTE	33	BATON ROUGE CRAWFISH	31.61
38	JOHNSON, SUSAN	33	GOLD COAST MASTERS	32.12
39	GAMSO, JOAN	31	S.W.I.M. FLA	32.29
40	McMAHON, CEE-CEE	33	MISSION BAY MAKOS	32.40
41	CAREY, JUDY	30	UNATTACHED	32.49
42	BOZZO, JANIS	32	CONNECTICUT MASTERS	32.51
43	HOUGH, SUSAN	32	ST. PETERSBURG MASTERS	32.89
44	BUHL, ANNETTE	32	WESTSIDE MASTERS	33.31
45	DUBOIS, MARIE	32	WALNUT CREEK MASTERS	33.89
46	SCOFIELD, SUSAN	32	MISSION BAY MAKOS	34.20
47	BROTHERS, SHERRY	30	HEARTLAND MASTERS	34.27
48	BOSTWICK, NELL	32	SPACE COAST MASTERS	34.64
49	SWAN, MELANIE	31	UNATTACHED	34.81
50	BOSCHMA, LAURA	30	ROCKY MOUNTAIN MASTERS	36.60
51	WEBER, BETH	32	LONGHORN AQUATICS	37.89
52	LINARD, DEBORAH	34	BUCKEYE MASTERS	38.08
53	RANSOM-NELSON, THERESA	33	LONGHORN AQUATICS	50.03
54	GOODALE, KATE	31	EMPIRE ST MASTERS SWIM DO	

17	WOLF, SUZANNE	30	D.C. MASTERS	59.58
18	MEYER, MARGUERITE	30	SANTA CRUZ MASTERS	1:00.09
19	BANNER, JENNIFER	30	HOLMES LUMBER JAX	1:00.45
20	WALKER, ANITA	32	OKLAHOMA MASTERS	1:00.76
21	FLANSBURG, DEBBIE	33	WALNUT CREEK MASTERS	1:01.03
22	BLATTNER, SUSAN	31	ULTRA SWIM MASTERS	1:01.16
23	BROWNING, JEANNETTE	30	WESTSIDE MASTERS	1:01.32
24	ROGERS, YVETTE	30	GEORGIA KILLER WHALES	1:01.37
25	WAGENVOORD, ALICE	30	SOUTHERN CALIFORNIA AO	1:01.43
26	ROESCH, SUSAN	31	KATY MASTERS	1:02.02
27	KADLUBEK, VAUNE	31	LAS VEGAS MASTERS	1:02.07
28	SHONKWILER, GWEN	31	F.A.S.T.	1:02.18
29	SULLIVAN, SHANNON	34	SOUTHERN CALIFORNIA AO	1:02.48
30	ELLIOTT, WENDY	32	ETOBICOKE MASTERS ( )	1:02.67
31	PAL, JANE	31	1000 ISLANDS SWIM MA( )	1:02.99
32	KEYSER, JANICE	30	OMAHA MASTERS	1:03.20
33	ALSOFROM, DEBBIE	30	VERMONT MASTERS	1:03.84
34	NICHOLS, BARBARA	32	CLEARWATER-LARGO Y MAS	1:04.38
34	LIPINSKI, RO	31	MISSION BAY MAKOS	1:04.38
36	PHILPOTT, KIM	33	SADDLEBACK VALLEY	1:04.44
37	GOODALE, KATE	31	EMPIRE ST MASTERS SWIM	1:04.50
38	DUNCAN, VIRGINIA	33	MISSION BAY MAKOS	1:05.36
39	BAXTER, SANDRA	34	ULTRA SWIM MASTERS	1:05.40
40	LYNCH, KATHY	33	NEW ENGLAND MASTERS	1:05.68
41	STRAND, COLLEEN	32	PACIFIC NORTHWEST	1:05.97
42	GRACE, LESLEE	33	BATON ROUGE CRAWFISH	1:06.33
43	BAUER, NANCY	33	ROCKY MOUNTAIN MASTERS	1:07.74
44	THOMAS, ELAINE	34	LOS ALTOS MASTERS	1:07.90
45	WATERS, BETH	31	VIRGINIA MASTERS	1:08.97
46	MINKE, DARLA	30	BUCKEYE MASTERS	1:09.49
47	ASHLEY, MAUREEN	34	NEW ENGLAND MASTERS	1:09.88
48	BOZZO, JANIS	32	CONNECTICUT MASTERS	1:11.66
49	GAMSO, JOAN	31	S.W.I.M. FLA	1:12.07
50	JOHNSON, SUSAN	33	GOLD COAST MASTERS	1:14.41
51	BUHL, ANNETTE	32	WESTSIDE MASTERS	1:14.93
52	MYERS, LAURA	31	LONE STAR MASTERS	1:15.80
53	McMAHON, CEE-CEE	33	MISSION BAY MAKOS	1:16.72
54	THIBODEAUX, CAROL	31	DAD'S CLUB	1:16.92
55	SCOFIELD, SUSAN	32	MISSION BAY MAKOS	1:19.27
56	DUBOIS, MARIE	32	WALNUT CREEK MASTERS	1:20.21
57	BOSCHMA, LAURA	30	ROCKY MOUNTAIN MASTERS	1:23.59
58	CARLIN, ANDREA	32	EL SEGUNDO MASTERS	1:29.65
59	RANSOM-NELSON, THERESA	33	LONGHORN AQUATICS	1:56.08
60	LINARD, DEBORAH	34	BUCKEYE MASTERS	DO

EVENT # 11: 30-34 WOMEN 100 YD FREESTYLE

#	SWIMMER'S NAME	(AGE)	CLUB	( ) TIME (
1	SEAMAN, ROSEMARIE	31	UNATTACHED	51.38
2	BUJORIAN, CATHY	30	ROCKY MOUNTAIN MASTERS	53.95
3	WETTACH, GAYLE	32	NEW ENGLAND MASTERS	56.21
4	BRANCH, KATHERINE	31	CONNECTICUT MASTERS	56.33
5	HARRIGAN, THERESE	30	MIDDLE ATLANTIC MASTER	56.72
6	PAQUE, JULIE	31	STANFORD MASTERS	56.74
7	KARAGEORGES-SHA, KATHERIN	30	BOCA RATON MASTERS	56.92
8	TEST, BETTINA	31	NEW ENGLAND MASTERS	57.19
9	NEARY, DONNA	33	CONNECTICUT MASTERS	57.25
10	STACY, LOUISE	34	OKLAHOMA MASTERS	57.43
11	EICHER, SARAH	32	CONNECTICUT MASTERS	57.51
12	MORTELL, MAUREEN	31	CONNECTICUT MASTERS	58.05
13	CAIN, DEBORAH	32	MIDDLE ATLANTIC MASTER	58.06
14	CALLAHAN, ANITA	31	D.C. MASTERS	58.16
15	STARR, D. J.	32	NORTHSIDE FLYING JALEP	59.13
16	HARRIS, H. ELAINE	34	F.A.S.T.	59.16




Southpointe Mall  
7650 S. Tamiami Trail  
Sarasota, FL 34231

1-800-346-2571  
813-922-4042

**Robbin & Jill White**

Competitive Swimwear & Supplies  
Custom T-Shirts & Teamwear



A Division of  
Siesta Key Finals

**USMS National Short Course Championships  
Final Results**

**EVENT # 33: 30-34 WOMEN 200 YD FREESTYLE**

#	SWIMMER'S NAME (AGE)	CLUB	( ) TIME (
1	BUJORIAN, CATHY	30 ROCKY MOUNTAIN MASTERS	1:58.47
2	BRANCH, KATHERINE	31 CONNECTICUT MASTERS	1:59.64
3	FARNSWORTH, KAREN	33 EMPIRE ST MASTERS SWIM	2:02.19
4	EICHER, SARAH	32 CONNECTICUT MASTERS	2:05.13
5	MEYER, MARGUERITE	30 SANTA CRUZ MASTERS	2:05.29
6	PAQUE, JULIE	31 STANFORD MASTERS	2:07.03
7	CALLAHAN, ANITA	31 D.C. MASTERS	2:07.59
8	NEARY, DONNA	33 CONNECTICUT MASTERS	2:08.26
9	WILLIAMS, MARTHA	30 D.C. MASTERS	2:08.96
10	TEST, BETTINA	31 NEW ENGLAND MASTERS	2:09.67
11	FRY, ELIZABETH	30 CONNECTICUT MASTERS	2:11.73
12	CAIN, DEBORAH	32 MIDDLE ATLANTIC MASTER	2:13.94
13	BROWN, WANDA	32 S.W.I.M. FLA	2:14.58
14	ALSOFROM, DEBBIE	30 VERMONT MASTERS	2:14.65
15	KADLUBEK, VAUNE	31 LAS VEGAS MASTERS	2:15.04
16	KEYSER, JANICE	30 OMAHA MASTERS	2:16.32
17	FLANSBURG, DEBBIE	33 WALNUT CREEK MASTERS	2:16.47
18	BYERLY, SHANNON	32 HEARTLAND MASTERS	2:16.64
19	NEUFELD, LIBBY	31 NORTHSIDE FLYING JALEP	2:16.95
20	ROESCH, SUSAN	31 KATY MASTERS	2:17.46
21	GOODALE, KATE	31 EMPIRE ST MASTERS SWIM	2:18.25
22	ROGERS, YVETTE	30 GEORGIA KILLER WHALES	2:18.33
23	PROTZMAN, BARBARA	34 MARYLAND MASTERS	2:18.61
24	SHONKWILER, GWEN	31 F.A.S.T.	2:18.78
25	NARCOWICH, THEO	31 BOCA RATON MASTERS	2:22.03
26	STRAND, COLLEEN	32 PACIFIC NORTHWEST	2:22.51
27	WILSON, ROBYN	33 SEACOAST MASTERS	2:23.94
28	FARIN, LISA	31 PACIFIC NORTHWEST	2:24.60
29	WISE, KIM	32 VIRGINIA MASTERS	2:26.51
30	INNES, SUSAN	33 DICK BOWER BOLTS	2:31.87
31	GAMSO, JOAN	31 S.W.I.M. FLA	2:33.62
32	WATERS, BETH	31 VIRGINIA MASTERS	2:34.94
33	BOSTWICK, NELL	32 SPACE COAST MASTERS	2:43.71
34	DEVANNY, PATRICIA	30 MARYLAND MASTERS	2:46.14
35	HOUGH, SUSAN	32 ST. PETERSBURG MASTERS	2:46.27
36	SETTELEN, SHERRY	31 DOLPHIN AQUATICS	2:47.36
37	BOSCHMA, LAURA	30 ROCKY MOUNTAIN MASTERS	3:14.72
38	LINARD, DEBORAH	34 BUCKEYE MASTERS	3:24.87

**EVENT # 31: 30-34 WOMEN 500 YD FREESTYLE**

#	SWIMMER'S NAME (AGE)	CLUB	( ) TIME (
1	BRANCH, KATHERINE	31 CONNECTICUT MASTERS	5:15.44
2	FARNSWORTH, KAREN	33 EMPIRE ST MASTERS SWIM	5:23.62
3	MEYER, MARGUERITE	30 SANTA CRUZ MASTERS	5:26.68
4	WILLIAMS, MARTHA	30 D.C. MASTERS	5:34.37
5	ISEPPI, ESTHER	31 S F ADLISWIL ( )	5:36.27
6	OLIVER, MICHELE	31 NORTH YORK MASTERS A ( )	5:38.99
7	EICHER, SARAH	32 CONNECTICUT MASTERS	5:40.03
8	NEARY, DONNA	33 CONNECTICUT MASTERS	5:42.42
9	FLANSBURG, DEBBIE	33 WALNUT CREEK MASTERS	5:50.35
10	LAWLOR, MARNIE	33 CONNECTICUT MASTERS	5:55.31
11	WOLF, SUZANNE	30 D.C. MASTERS	5:56.29
12	ALSOFROM, DEBBIE	30 VERMONT MASTERS	5:57.82
13	NEUFELD, LIBBY	31 NORTHSIDE FLYING JALEP	5:58.13
14	CAIN, DEBORAH	32 MIDDLE ATLANTIC MASTER	5:58.47
15	HANEMAN, LIL	34 MISSION BAY MAKOS	5:58.67
16	BYERLY, SHANNON	32 HEARTLAND MASTERS	6:00.18
17	KADLUBEK, VAUNE	31 LAS VEGAS MASTERS	6:00.56
18	KEYSER, JANICE	30 OMAHA MASTERS	6:03.58
19	GOODALE, KATE	31 EMPIRE ST MASTERS SWIM	6:06.29
20	WILSON, ROBYN	33 SEACOAST MASTERS	6:10.08
21	STRAND, COLLEEN	32 PACIFIC NORTHWEST	6:10.41
22	SHEPPARD, TERESA	30 LAS VEGAS MASTERS	6:11.27
23	NICHOLS, BARBARA	32 CLEARWATER-LARGO Y MAS	6:18.03
24	FARIN, LISA	31 PACIFIC NORTHWEST	6:23.30
25	HODGE, JULIA	33 LAKELAND HILLS YMCA	6:27.33
26	WISE, KIM	32 VIRGINIA MASTERS	6:27.76
27	SULLIVAN, SHANNON	34 SOUTHERN CALIFORNIA AQ	6:30.21
28	BAUER, NANCY	33 ROCKY MOUNTAIN MASTERS	6:41.74
29	GAMSO, JOAN	31 S.W.I.M. FLA	6:49.76
30	WATERS, BETH	31 VIRGINIA MASTERS	6:51.23
31	DEVANNY, PATRICIA	30 MARYLAND MASTERS	7:07.75
32	SETTELEN, SHERRY	31 DOLPHIN AQUATICS	7:16.37

33	MYERS, LAURA	31 LONE STAR MASTERS	7:19.41
34	THIBODEAUX, CAROL	31 DAD'S CLUB	7:29.04
35	LINARD, DEBORAH	34 BUCKEYE MASTERS	DQ
35	CALLAHAN, ANITA	31 D.C. MASTERS	DQ

**EVENT # 1: 30-34 WOMEN 1000 YD FREESTYLE**

#	SWIMMER'S NAME (AGE)	CLUB	( ) TIME (
1	ISEPPI, ESTHER	31 S F ADLISWIL ( )	11:14.46
2	WILLIAMS, MARTHA	30 D.C. MASTERS	11:30.97
3	EICHER, SARAH	32 CONNECTICUT MASTERS	11:35.80
4	FLANSBURG, DEBBIE	33 WALNUT CREEK MASTERS	11:49.38
5	HANEMAN, LIL	34 MISSION BAY MAKOS	12:17.37
6	WAKELAND, MAUREEN	30 UNATTACHED	12:26.05
7	WETTACH, GAYLE	32 NEW ENGLAND MASTERS	12:43.31
8	GEERLING, SHIRLEY	30 VALLEY FORGE MASTERS	12:45.59
9	WILSON, ROBYN	33 SEACOAST MASTERS	12:49.71
10	HOLZFASTER, EMILY	32 VAIL SWIMMING	12:52.53
11	ROESCH, SUSAN	31 KATY MASTERS	13:10.59
12	WISE, KIM	32 VIRGINIA MASTERS	13:10.64
13	HARRIS, KAROL	33 TEXAS SWIMASTERS	13:17.25
14	THIBODEAUX, CAROL	31 DAD'S CLUB	15:10.08
15	SETTELEN, SHERRY	31 DOLPHIN AQUATICS	15:10.32

**EVENT # 3: 30-34 WOMEN 1650 YD FREESTYLE**

#	SWIMMER'S NAME (AGE)	CLUB	( ) TIME (
1	BRANCH, KATHERINE	31 CONNECTICUT MASTERS	17:59.07
2	FARNSWORTH, KAREN	33 EMPIRE ST MASTERS SWIM	18:40.75
3	MEYER, MARGUERITE	30 SANTA CRUZ MASTERS	18:51.30
4	BROWN, WANDA	32 S.W.I.M. FLA	19:51.52
5	BYERLY, SHANNON	32 HEARTLAND MASTERS	20:06.91
6	STEADMAN-MARTIN, NANCY	34 JERSEY MASTERS	20:15.79
7	LAWLOR, MARNIE	33 CONNECTICUT MASTERS	20:35.06
8	ALSOFROM, DEBBIE	30 VERMONT MASTERS	20:41.49
9	GOODALE, KATE	31 EMPIRE ST MASTERS SWIM	20:51.41
10	KEYSER, JANICE	30 OMAHA MASTERS	20:52.28
11	KIMURA, D. KIKO	33 HUSKY MASTERS	21:03.80
12	KADLUBEK, VAUNE	31 LAS VEGAS MASTERS	21:17.86
13	PECKHAM, SHERRIE	30 NORTH PALM BEACH	21:32.84
14	SHEPPARD, TERESA	30 LAS VEGAS MASTERS	21:35.43
15	NICHOLS, BARBARA	32 CLEARWATER-LARGO Y MAS	21:38.73
16	BAUER, NANCY	33 ROCKY MOUNTAIN MASTERS	22:54.15
17	INNES, SUSAN	33 DICK BOWER BOLTS	23:06.83
18	GAMSO, JOAN	31 S.W.I.M. FLA	23:10.94
19	WATERS, BETH	31 VIRGINIA MASTERS	23:51.78
20	KERN, MELISSA	30 MARYLAND MASTERS	24:26.59

NO POSTAGE ON SUIT ORDERS

**THE SWIMMING BLOCK**

4023 Sawyer Rd., #206, Sarasota, FL 34233

NATIONWIDE

TOLL FREE **1-800-FLA-SWIM**

BART RAUB

Nat'l Marketing Director

GREATER  
SARASOTA PHONE  
923-4177



**USMS National Short Course Championships  
Final Results**

## EVENT # 9: 30-34 WOMEN 50 YD BACKSTROKE

#	SWIMMER'S NAME	(AGE)	CLUB	( ) TIME (
1	MAUER, BETH	31	CHICAGO MASTERS	28.85
2	TEST, BETTINA	31	NEW ENGLAND MASTERS	30.40
3	STACY, LOUISE	34	OKLAHOMA MASTERS	30.53
4	ADAMS, KATIE	32	HOLMES LUMBER JAX	30.85
5	SHIGAKI-IWAMOTO, CAROLE	33	WESTSIDE MASTERS	30.91
6	BLATTNER, SUSAN	31	ULTRA SWIM MASTERS	31.86
7	MASSIE, DEBBIE	31	GOLD COAST MASTERS	31.90
8	STEADMAN-MARTIN, NANCY	34	JERSEY MASTERS	32.40
9	BURLINGAME, SHARON	32	NEW ENGLAND MASTERS	32.50
10	STARR, D. J.	32	NORTHSIDE FLYING JALEP	32.94
11	SWAN, DENISE	33	CHICAGO MASTERS	33.44
12	BROWN, GINNY	34	LONE STAR MASTERS	33.90
13	WOYDEN, CINDY	30	NEW ENGLAND MASTERS	34.03
14	SHEPPARD, TERESA	30	LAS VEGAS MASTERS	34.56
15	STROUD, PEGGY	33	NORTH YORK MASTERS A( )	34.68
16	SHONKWILER, GWEN	31	F.A.S.T.	34.85
17	PAL, JANE	31	LODO ISLANDS SWIM MA( )	35.08
18	HANSEN, TORILD	33	CONNECTICUT MASTERS	35.40
19	STOTT, KIM	30	F.A.S.T.	36.22
20	BAUER, NANCY	33	ROCKY MOUNTAIN MASTERS	36.67
21	THOMAS, ELAINE	34	LOS ALTOS MASTERS	38.24
22	BRIDGES, NANNETTE	33	BATON ROUGE CRAWFISH	39.44
23	DUBOIS, MARIE	32	WALNUT CREEK MASTERS	39.68
24	KOLAR, REBECCA	33	LINCOLN MASTERS	40.14
25	BAILEY, KATHY	30	EL SEGUNDO MASTERS	42.08
26	CARLIN, ANDREA	32	EL SEGUNDO MASTERS	48.25
27	RANSOM-NELSON, THERESA	33	LONGHORN AQUATICS	1:04.52

## EVENT # 37: 30-34 WOMEN 100 YD BACKSTROKE

#	SWIMMER'S NAME	(AGE)	CLUB	( ) TIME (
1	MAUER, BETH	31	CHICAGO MASTERS	1:01.82
2	BUJORIAN, CATHY	30	ROCKY MOUNTAIN MASTERS	1:04.53
3	FARNSWORTH, KAREN	33	EMPIRE ST MASTERS SWIM	1:05.42
4	STACY, LOUISE	34	OKLAHOMA MASTERS	1:05.92
5	TEST, BETTINA	31	NEW ENGLAND MASTERS	1:06.83
6	BRANCH, KATHERINE	31	CONNECTICUT MASTERS	1:06.95
7	COOLEY, CATHY	31	WALNUT CREEK MASTERS	1:07.18
8	SHIGAKI-IWAMOTO, CAROLE	33	WESTSIDE MASTERS	1:07.49
9	MIL0, ROSEMARY	30	ARIZONA MASTERS	1:08.07
10	BLATTNER, SUSAN	31	ULTRA SWIM MASTERS	1:09.59
11	MASSIE, DEBBIE	31	GOLD COAST MASTERS	1:09.94
12	STEADMAN-MARTIN, NANCY	34	JERSEY MASTERS	1:10.50
13	BROWNING, JEANNETTE	30	WESTSIDE MASTERS	1:10.60
14	BURLINGAME, SHARON	32	NEW ENGLAND MASTERS	1:11.59
15	WOYDEN, CINDY	30	NEW ENGLAND MASTERS	1:12.78
16	STARR, D. J.	32	NORTHSIDE FLYING JALEP	1:13.34
17	SHEPPARD, TERESA	30	LAS VEGAS MASTERS	1:13.79
18	KNAUER, HOPE	31	CHARLESTON NAVAL SWIM	1:13.98
19	SWAN, DENISE	33	CHICAGO MASTERS	1:14.11
20	STROUD, PEGGY	33	NORTH YORK MASTERS A( )	1:14.35
21	HANSEN, TORILD	33	CONNECTICUT MASTERS	1:16.75
22	STOTT, KIM	30	F.A.S.T.	1:17.10
23	THOMAS, ELAINE	34	LOS ALTOS MASTERS	1:18.39
24	SHONKWILER, GWEN	31	F.A.S.T.	1:19.19
25	FARIN, LISA	31	PACIFIC NORTHWEST	1:20.98
26	GOODALE, KATE	31	EMPIRE ST MASTERS SWIM	1:22.05
27	BRIDGES, NANNETTE	33	BATON ROUGE CRAWFISH	1:27.78
28	CARLIN, ANDREA	32	EL SEGUNDO MASTERS	1:45.30

## EVENT # 19: 30-34 WOMEN 200 YD BACKSTROKE

#	SWIMMER'S NAME	(AGE)	CLUB	( ) TIME (
1	MAUER, BETH	31	CHICAGO MASTERS	2:11.83
2	BRANCH, KATHERINE	31	CONNECTICUT MASTERS	2:19.53
3	FARNSWORTH, KAREN	33	EMPIRE ST MASTERS SWIM	2:20.94
4	OLIVER, MICHELE	31	NORTH YORK MASTERS A( )	2:21.91
5	STACY, LOUISE	34	OKLAHOMA MASTERS	2:22.56
6	MIL0, ROSEMARY	30	ARIZONA MASTERS	2:25.46
7	SHIGAKI-IWAMOTO, CAROLE	33	WESTSIDE MASTERS	2:29.08
8	STEADMAN-MARTIN, NANCY	34	JERSEY MASTERS	2:30.32
9	ADAMS, KATIE	32	HOLMES LUMBER JAX	2:30.76
10	MASSIE, DEBBIE	31	GOLD COAST MASTERS	2:33.80

11	WILLIAMS, MARTHA	30	D.C. MASTERS	2:33.81
12	STARR, D. J.	32	NORTHSIDE FLYING JALEP	2:34.84
13	BLATTNER, SUSAN	31	ULTRA SWIM MASTERS	2:35.74
14	HANEMAN, LIL	34	MISSION BAY MAKOS	2:36.06
15	KIMURA, D. KIKO	33	HUSKY MASTERS	2:37.26
16	BROWNING, JEANNETTE	30	WESTSIDE MASTERS	2:37.40
17	KNAUER, HOPE	31	CHARLESTON NAVAL SWIM	2:40.34
18	GEERLING, SHIRLEY	30	VALLEY FORGE MASTERS	2:41.53
19	WOYDEN, CINDY	30	NEW ENGLAND MASTERS	2:42.66
20	SHEPPARD, TERESA	30	LAS VEGAS MASTERS	2:43.00
21	STROUD, PEGGY	33	NORTH YORK MASTERS A( )	2:44.21
22	NARCOWICH, THEO	31	BOCA RATON MASTERS	2:49.30
23	FARIN, LISA	31	PACIFIC NORTHWEST	2:50.21
24	STOTT, KIM	30	F.A.S.T.	2:51.32
25	BAUER, NANCY	33	ROCKY MOUNTAIN MASTERS	2:56.00
26	WISE, KIM	32	VIRGINIA MASTERS	2:58.97

## EVENT # 35: 30-34 WOMEN 50 YD BREASTSTROKE

#	SWIMMER'S NAME	(AGE)	CLUB	( ) TIME (
1	SEAMAN, ROSEMARIE	31	UNATTACHED	29.84
2	BENNETT, LISA	32	VIRGINIA MASTERS	31.21
3	ROGERS, PAMELA	32	ARIZONA MASTERS	32.42
4	HARRIGAN, THERESE	30	MIDDLE ATLANTIC MASTER	33.04
5	BREISACHER, BETHANNE	30	DICK BOWER BOLTS	33.31
6	GRAY, WENDELLE	32	D.C. MASTERS	33.92
7	WEIR, JACQUELYN	33	UNATTACHED	33.95
8	COOLEY, CATHY	31	WALNUT CREEK MASTERS	34.10
9	BROWN, GINNY	34	LONE STAR MASTERS	34.55
10	WOLF, SUZANNE	30	D.C. MASTERS	34.82
11	BANNER, JENNIFER	30	HOLMES LUMBER JAX	34.84
12	WISE, KIM	32	HOLMES LUMBER JAX	35.18
13	PHILPOTT, KIM	33	SADDLEBACK VALLEY	35.66
14	BROTHERS, SHERRY	30	HEARTLAND MASTERS	35.87
15	YELNOKAS, ANN	34	NEW ENGLAND MASTERS	35.91
16	MASSIE, DEBBIE	31	GOLD COAST MASTERS	36.34
17	GALLIHER, ANNE	32	CONNECTICUT MASTERS	36.38
18	GRACE, LESLEE	33	BATON ROUGE CRAWFISH	36.86
19	BROWN, WANDA	32	S.W.I.M. FLA	37.01
20	BURLINGAME, SHARON	32	NEW ENGLAND MASTERS	37.13
21	PROTZMAN, BARBARA	34	MARYLAND MASTERS	37.20
22	MYERS, LAURA	31	LONE STAR MASTERS	37.83
23	Mic KUNAS, KAREN	34	VIRGINIA MASTERS	38.05
24	DUNCAN, VIRGINIA	33	MISSION BAY MAKOS	38.59
25	LYNCH, KATHY	33	NEW ENGLAND MASTERS	39.23
26	SETTELEN, SHERRY	31	DOLPHIN AQUATICS	39.43
27	JOHNSON, SUSAN	33	GOLD COAST MASTERS	39.56
28	BUHL, ANNETTE	32	WESTSIDE MASTERS	39.58
29	MINKE, DARLA	30	BUCKEYE MASTERS	39.88
30	KOLAR, REBECCA	33	LINCOLN MASTERS	40.37
30	ANDERSON, BETTE	33	CHICAGO MASTERS	40.37
32	ROYCE, KATHY	34	MISSION BAY MAKOS	40.48
33	BAILEY, KATHY	30	EL SEGUNDO MASTERS	41.36
34	THIBODEAUX, CAROL	31	DAD'S CLUB	43.56
35	BOSCHMA, LAURA	30	ROCKY MOUNTAIN MASTERS	43.61
36	DUBOIS, MARIE	32	WALNUT CREEK MASTERS	44.50
37	CAREY, JUDY	30	UNATTACHED	44.78
38	SCOFIELD, SUSAN	32	MISSION BAY MAKOS	44.86
39	BOSTWICK, NELL	32	SPACE COAST MASTERS	45.50
40	WEBER, BETH	32	LONGHORN AQUATICS	51.71
41	SWAN, MELANIE	31	UNATTACHED	00
41	LINARD, DEBORAH	34	BUCKEYE MASTERS	00

USMS National Short Course Championships  
 Final Results

## EVENT # 21: 30-34 WOMEN 100 YD BREASTSTROKE

#	SWIMMER'S NAME	(AGE)	CLUB	( ) TIME (
1	SEAMAN, ROSEMARIE	31	UNATTACHED	1:05.05
2	BENNETT, LISA	32	VIRGINIA MASTERS	1:08.96
3	ROGERS, PAMELA	32	ARIZONA MASTERS	1:10.40
4	COOLEY, CATHY	31	WALNUT CREEK MASTERS	1:12.21
5	HARRIGAN, THERESE	30	MIDDLE ATLANTIC MASTER	1:12.74
6	BREISACHER, BETHANNE	30	DICK BOWER BOLTS	1:13.10
7	ISEPPI, ESTHER	31	S F ADLISWIL ( )	1:14.09
8	KLINE, KELLY	30	VALLEY FORGE MASTERS	1:14.30
9	BANNER, JENNIFER	30	HOLMES LUMBER JAX	1:14.43
10	GRAY, WENDELLE	32	D.C. MASTERS	1:16.10
11	WEIR, JACQUELYN	33	UNATTACHED	1:16.38
12	BROWN, WANDA	32	S.W.I.M. FLA	1:16.48
13	BROWN, GINNY	34	LONE STAR MASTERS	1:17.02
14	YELMOKAS, ANN	34	NEW ENGLAND MASTERS	1:17.14
15	BROTHERS, SHERRY	30	HEARTLAND MASTERS	1:18.51
16	GALLIHER, ANNE	32	CONNECTICUT MASTERS	1:18.59
17	MASSIE, DEBBIE	31	GOLD COAST MASTERS	1:20.30
18	BURLINGAME, SHARON	32	NEW ENGLAND MASTERS	1:20.59
19	PHILPOTT, KIM	33	SADDELEBACK VALLEY	1:20.75
20	GRACE, LESLEE	33	BATON ROUGE CRAWFISH	1:21.33
21	PROTZMAN, BARBARA	34	MARYLAND MASTERS	1:21.74
22	Mic KUNAS, KAREN	34	VIRGINIA MASTERS	1:22.10
23	SHERMAN, JANET	33	NIAGARA MASTERS	1:23.49
24	SULLIVAN, SHANNON	34	SOUTHERN CALIFORNIA AQ	1:23.80
25	SHERMAN, NANCY	33	NIAGARA MASTERS	1:24.06
26	MINKE, DARLA	30	BUCKEYE MASTERS	1:25.22
27	PECKHAM, SHERRIE	30	NORTH PALM BEACH	1:25.33
28	ASHLEY, MAUREEN	34	NEW ENGLAND MASTERS	1:26.18
29	BUHL, ANNETTE	32	WESTSIDE MASTERS	1:26.49
30	KERN, MELISSA	30	MARYLAND MASTERS	1:26.76
31	MYERS, LAURA	31	LONE STAR MASTERS	1:26.94
32	ROYCE, KATHY	34	MISSION BAY MAKOS	1:27.01
33	WATERS, BETH	31	VIRGINIA MASTERS	1:27.68
34	SETTELEN, SHERRY	31	DOLPHIN AQUATICS	1:28.06
35	JOHNSON, SUSAN	33	GOLD COAST MASTERS	1:29.05
36	THIBODEAUX, CAROL	31	DAD'S CLUB	1:32.68
37	BOSCHMA, LAURA	30	ROCKY MOUNTAIN MASTERS	1:33.69
38	BOSTWICK, NELL	32	SPACE COAST MASTERS	1:36.82

## EVENT # 5: 30-34 WOMEN 200 YD BREASTSTROKE

#	SWIMMER'S NAME	(AGE)	CLUB	( ) TIME (
1	BENNETT, LISA	32	VIRGINIA MASTERS	2:34.50
2	ISEPPI, ESTHER	31	S F ADLISWIL ( )	2:34.51
3	COOLEY, CATHY	31	WALNUT CREEK MASTERS	2:41.65
4	BREISACHER, BETHANNE	30	DICK BOWER BOLTS	2:43.10
5	BROWN, WANDA	32	S.W.I.M. FLA	2:45.26
6	BANNER, JENNIFER	30	HOLMES LUMBER JAX	2:45.46
7	YELMOKAS, ANN	34	NEW ENGLAND MASTERS	2:45.50
8	GALLIHER, ANNE	32	CONNECTICUT MASTERS	2:51.56
9	BROTHERS, SHERRY	30	HEARTLAND MASTERS	2:52.82
10	CAYCE, DIANE	33	VIRGINIA MASTERS	2:55.48
11	SHERMAN, JANET	33	NIAGARA MASTERS	2:57.88
12	Mic KUNAS, KAREN	34	VIRGINIA MASTERS	2:58.81
13	SHERMAN, NANCY	33	NIAGARA MASTERS	3:03.04
14	MINKE, DARLA	30	BUCKEYE MASTERS	3:05.47
15	NARCOWICH, THEO	31	BOCA RATON MASTERS	3:05.77
16	BUHL, ANNETTE	32	WESTSIDE MASTERS	3:07.09
17	WISE, KIM	32	VIRGINIA MASTERS	3:09.14
18	WATERS, BETH	31	VIRGINIA MASTERS	3:11.54
19	JOHNSON, SUSAN	33	GOLD COAST MASTERS	3:13.60
20	MYERS, LAURA	31	LONE STAR MASTERS	3:14.80
21	BOSCHMA, LAURA	30	ROCKY MOUNTAIN MASTERS	3:17.06
22	THIBODEAUX, CAROL	31	DAD'S CLUB	3:23.60

## EVENT # 39: 30-34 WOMEN 50 YD BUTTERFLY

#	SWIMMER'S NAME	(AGE)	CLUB	( ) TIME (
1	SEAMAN, ROSEMARIE	31	UNATTACHED	25.62
2	BUJORIAN, CATHY	30	ROCKY MOUNTAIN MASTERS	27.71
3	KLINE, KELLY	30	VALLEY FORGE MASTERS	27.80
4	BENNETT, LISA	32	VIRGINIA MASTERS	27.92
5	HARRIGAN, THERESE	30	MIDDLE ATLANTIC MASTER	28.00
6	EICHER, SARAH	32	CONNECTICUT MASTERS	28.78
7	MOTTELL, MAUREEN	31	CONNECTICUT MASTERS	28.88
8	BLATTNER, SUSAN	31	ULTRA SWIM MASTERS	29.22
8	FRY, ELIZABETH	30	CONNECTICUT MASTERS	29.22
10	WISE, KIM	32	HOLMES LUMBER JAX	29.34
11	HARRIS, KAROL	33	TEXAS SWIMASTERS	29.45
12	PAQUE, JULIE	31	STANFORD MASTERS	29.53
13	WOLF, SUZANNE	30	D.C. MASTERS	29.62
14	NEUFELD, LIBBY	31	NORTHSIDE FLYING JALEP	29.80
15	CALLAHAN, ANITA	31	D.C. MASTERS	29.93
16	ROGERS, YVETTE	30	GEORGIA KILLER WHALES	29.96
17	BROWNING, JEANNETTE	30	WESTSIDE MASTERS	30.04
18	WOYDEN, CINDY	30	NEW ENGLAND MASTERS	30.45
19	LYNCH, KATHY	33	NEW ENGLAND MASTERS	30.56
20	WEIR, JACQUELYN	33	UNATTACHED	30.74
21	PROTZMAN, BARBARA	34	MARYLAND MASTERS	30.76
22	WALKER, ANITA	32	OKLAHOMA MASTERS	30.79
23	WAGENVOORD, ALICE	30	SOUTHERN CALIFORNIA AQ	30.82
24	DEAS, HAPPY	31	BOCA RATON MASTERS	31.38
25	YELMOKAS, ANN	34	NEW ENGLAND MASTERS	31.45
26	COULEHAN, PEGGY	30	EL PASO AQUA POSSE	31.95
27	PHILPOTT, KIM	33	SADDELEBACK VALLEY	32.12
28	SHONKWILER, GWEN	31	F.A.S.T.	32.14
29	BYRER, CINDY	30	SAWMILL ATHLETIC CLUB	32.22
30	KNAUER, HOPE	31	CHARLESTON NAVAL SWIM	32.44
31	BAXTER, SANDORA	34	ULTRA SWIM MASTERS	32.88
32	SWAN, DENISE	33	CHICAGO MASTERS	33.02
33	KOLAR, REBECCA	33	LINCOLN MASTERS	33.07
34	HANSEN, TORILD	33	CONNECTICUT MASTERS	33.12
35	THOMAS, ELAINE	34	LOS ALTOS MASTERS	33.68
36	HODGE, JULIA	33	LAKELAND HILLS YMCA	33.80
37	KERN, MELISSA	30	MARYLAND MASTERS	33.91
38	GRACE, LESLEE	33	BATON ROUGE CRAWFISH	34.70
39	BAILEY, KATHY	30	EL SEGUNDO MASTERS	36.41
40	DEVANNY, PATRICIA	30	MARYLAND MASTERS	37.11
41	MINKE, DARLA	30	BUCKEYE MASTERS	39.62
42	BOSTWICK, NELL	32	SPACE COAST MASTERS	39.85
43	SCOFIELD, SUSAN	32	MISSION BAY MAKOS	43.70
44	ELLIOTT, WENDY	32	ETOBICOKE MASTERS ( ) DO	

## EVENT # 7: 30-34 WOMEN 100 YD BUTTERFLY

#	SWIMMER'S NAME	(AGE)	CLUB	( ) TIME (
1	SEAMAN, ROSEMARIE	31	UNATTACHED	55.68
2	KLINE, KELLY	30	VALLEY FORGE MASTERS	1:02.03
3	BENNETT, LISA	32	VIRGINIA MASTERS	1:02.50
4	FLANSBURG, DEBBIE	33	WALNUT CREEK MASTERS	1:03.54
5	OLIVER, MICHELE	31	NORTH YORK MASTERS A ( )	1:03.56
6	EICHER, SARAH	32	CONNECTICUT MASTERS	1:04.50
7	MILLO, ROSEMARY	30	ARIZONA MASTERS	1:04.53
8	CALLAHAN, ANITA	31	D.C. MASTERS	1:05.48
9	PAQUE, JULIE	31	STANFORD MASTERS	1:06.06
10	GEERLING, SHIRLEY	30	VALLEY FORGE MASTERS	1:06.30
11	BROWNING, JEANNETTE	30	WESTSIDE MASTERS	1:07.00
12	FRY, ELIZABETH	30	CONNECTICUT MASTERS	1:07.34
13	BYERLY, SHANNON	32	HEARTLAND MASTERS	1:08.67
14	CAYCE, DIANE	33	VIRGINIA MASTERS	1:09.11
15	WALKER, ANITA	32	OKLAHOMA MASTERS	1:09.39
16	HARRIS, H. ELAINE	34	F.A.S.T.	1:10.24
17	LYNCH, KATHY	33	NEW ENGLAND MASTERS	1:10.60
18	DEAS, HAPPY	31	BOCA RATON MASTERS	1:10.85
19	COULEHAN, PEGGY	30	EL PASO AQUA POSSE	1:11.77
20	NICHOLS, BARBARA	32	CLEARWATER-LARGO Y MAS	1:14.37
21	HODGE, JULIA	33	LAKELAND HILLS YMCA	1:16.02
22	BYRER, CINDY	30	SAWMILL ATHLETIC CLUB	1:17.34
23	INNES, SUSAN	33	DICK BOWER BOLTS	1:28.93

**USMS National Short Course Championships  
Final Results**

## EVENT # 25: 30-34 WOMEN 200 YD BUTTERFLY

#	SWIMMER'S NAME	(AGE)	CLUB	( ) TIME (
1	MAUER, BETH	31	CHICAGO MASTERS	2:12.55
2	FLANSBURG, DEBBIE	33	WALNUT CREEK MASTERS	2:13.36
3	ISEPPI, ESTHER	31	S F ADLISWIL ( )	2:19.22
4	CALLAHAN, ANITA	31	D.C. MASTERS	2:25.33
5	STEADMAN-MARTIN, NANCY	34	JERSEY MASTERS	2:25.56
6	GEERLING, SHIRLEY	30	VALLEY FORGE MASTERS	2:25.70
7	PAQUE, JULIE	31	STANFORD MASTERS	2:29.00
8	CAYCE, DIANE	33	VIRGINIA MASTERS	2:29.27
9	BYERLY, SHANNON	32	HEARTLAND MASTERS	2:31.18
10	HANEMAN, LIL	34	MISSION BAY MAKOS	2:35.13
11	KIMURA, D. KIKO	33	HUSKY MASTERS	2:37.99
12	DEAS, HAPPY	31	BOCA RATON MASTERS	2:39.10
13	HOLZFASER, EMILY	32	VAIL SWIMMING	2:44.98
14	NARCOWICH, THEO	31	BOCA RATON MASTERS	2:49.03
15	DEVANNY, PATRICIA	30	MARYLAND MASTERS	3:02.21
16	KERN, MELISSA	30	MARYLAND MASTERS	3:08.82

## EVENT # 27: 30-34 WOMEN 100 YD INDIVIDUAL MEDLEY

#	SWIMMER'S NAME	(AGE)	CLUB	( ) TIME (
1	SEAMAN, ROSEMARIE	31	UNATTACHED	58.78
2	BUJORIAN, CATHY	30	ROCKY MOUNTAIN MASTERS	1:02.21
3	BENNETT, LISA	32	VIRGINIA MASTERS	1:03.70
4	HARRIGAN, THERESE	30	MIDDLE ATLANTIC MASTER	1:04.03
5	NEARY, DONNA	33	CONNECTICUT MASTERS	1:04.51
6	COOLEY, CATHY	31	WALNUT CREEK MASTERS	1:04.84
7	KLINE, KELLY	30	VALLEY FORGE MASTERS	1:04.87
8	TEST, BETTINA	31	NEW ENGLAND MASTERS	1:05.21
9	STACY, LOUISE	34	OKLAHOMA MASTERS	1:05.58
10	WETTACH, GAYLE	32	NEW ENGLAND MASTERS	1:05.75
11	KARAGEORGES-SHA, KATHERIN	30	BOCA RATON MASTERS	1:05.78
12	SHIGAKI-IWAMOTO, CAROLE	33	WESTSIDE MASTERS	1:07.02
13	CAIN, DEBORAH	32	MIDDLE ATLANTIC MASTER	1:07.48
14	WOLF, SUZANNE	30	D.C. MASTERS	1:07.68
15	FRY, ELIZABETH	30	CONNECTICUT MASTERS	1:08.55
16	NEUFELD, LIBBY	31	NORTHSIDE FLYING JALEP	1:09.89
16	HOLZFASER, EMILY	32	VAIL SWIMMING	1:09.89
18	MASSIE, DEBBIE	31	GOLD COAST MASTERS	1:09.97
19	WEIR, JACQUELYN	33	UNATTACHED	1:10.28
20	BLATTNER, SUSAN	31	ULTRA SWIM MASTERS	1:10.57
21	WALKER, ANITA	32	OKLAHOMA MASTERS	1:10.70
22	YELMOKAS, ANN	34	NEW ENGLAND MASTERS	1:10.86
23	PROTZMAN, BARBARA	34	MARYLAND MASTERS	1:11.26
24	GEERLING, SHIRLEY	30	VALLEY FORGE MASTERS	1:11.51
25	HARRIS, KAROL	33	TEXAS SWIMMERS	1:11.83
26	HARRIS, H. ELAINE	34	F.A.S.T.	1:11.91
27	GALLIHER, ANNE	32	CONNECTICUT MASTERS	1:11.92
28	WISE, KIM	32	HOLMES LUMBER JAX	1:12.00
29	ROGERS, YVETTE	30	GEORGIA KILLER WHALES	1:12.22
29	WAGENVOORD, ALICE	30	SOUTHERN CALIFORNIA AQ	1:12.22
31	WOYDEN, CINDY	30	NEW ENGLAND MASTERS	1:12.66
32	SULLIVAN, SHANNON	34	SOUTHERN CALIFORNIA AQ	1:13.73
33	DUNCAN, VIRGINIA	33	MISSION BAY MAKOS	1:13.93
34	SWAN, DENISE	33	CHICAGO MASTERS	1:14.06
35	PHILPOTT, KIM	33	SADDLEBACK VALLEY	1:14.09
36	Mic KUNAS, KAREN	34	VIRGINIA MASTERS	1:14.24
37	COULEHAN, PEGGY	30	EL PASO AGUA POSSE	1:14.91
38	THOMAS, ELAINE	34	LOS ALTOS MASTERS	1:14.95
39	PAL, JANE	31	1000 ISLANDS SWIM MA( )	1:15.19
40	HANSEN, TORILD	33	CONNECTICUT MASTERS	1:15.34
41	LIPINSKI, RO	31	MISSION BAY MAKOS	1:16.02
42	STOTT, KIM	30	F.A.S.T.	1:16.71
43	NICHOLS, BARBARA	32	CLEARWATER-LARGO Y MAS	1:16.83
43	GRACE, LESLEE	33	BATON ROUGE CRAWFISH	1:16.83
45	KERN, MELISSA	30	MARYLAND MASTERS	1:17.10
46	BYRER, CINDY	30	SAWMILL ATHLETIC CLUB	1:17.40
47	BAXTER, SANDRA	34	ULTRA SWIM MASTERS	1:17.62
48	ASHLEY, MAUREEN	34	NEW ENGLAND MASTERS	1:18.74
49	BAUER, NANCY	33	ROCKY MOUNTAIN MASTERS	1:18.80
50	KOLAR, REBECCA	33	LINCOLN MASTERS	1:20.77
51	INNES, SUSAN	33	DICK BOWER BOLTS	1:21.19
52	BAILEY, KATHY	30	EL SEGUNDO MASTERS	1:23.46
53	BUHL, ANNETTE	32	WESTSIDE MASTERS	1:24.50
54	HOUGH, SUSAN	32	ST. PETERSBURG MASTERS	1:25.88

55	BROTHERS, SHERRY	30	HEARTLAND MASTERS	1:27.83
56	BOSTWICK, NELL	32	SPACE COAST MASTERS	1:28.92
57	SETTELEN, SHERRY	31	DOLPHIN AQUATICS	1:29.52
58	SCOFIELD, SUSAN	32	MISSION BAY MAKOS	1:33.58
59	WEBER, BETH	32	LONGHORN AQUATICS	1:50.66
60	RANSOM-NELSON, THERESA	33	LONGHORN AQUATICS	2:04.99
61	ADAMS, KATIE	32	HOLMES LUMBER JAX	DQ
61	BROWN, GINNY	34	LONE STAR MASTERS	DQ
61	PECKHAM, SHERRIE	30	NORTH PALM BEACH	DQ

## EVENT # 13: 30-34 WOMEN 200 YD INDIVIDUAL MEDLEY

#	SWIMMER'S NAME	(AGE)	CLUB	( ) TIME (
1	MAUER, BETH	31	CHICAGO MASTERS	2:14.88
2	BUJORIAN, CATHY	30	ROCKY MOUNTAIN MASTERS	2:15.58
3	FARNSWORTH, KAREN	33	EMPIRE ST MASTERS SWIM	2:16.93
4	OLIVER, MICHELE	31	NORTH YORK MASTERS A( )	2:18.99
5	COOLEY, CATHY	31	WALNUT CREEK MASTERS	2:19.74
6	NEARY, DONNA	33	CONNECTICUT MASTERS	2:20.80
7	KLINE, KELLY	30	VALLEY FORGE MASTERS	2:20.88
8	KARAGEORGES-SHA, KATHERIN	30	BOCA RATON MASTERS	2:23.97
9	MILO, ROSEMARY	30	ARIZONA MASTERS	2:24.07
10	CAIN, DEBORAH	32	MIDDLE ATLANTIC MASTER	2:26.19
11	WETTACH, GAYLE	32	NEW ENGLAND MASTERS	2:26.47
12	MEYER, MARGUERITE	30	SANTA CRUZ MASTERS	2:26.72
13	FRY, ELIZABETH	30	CONNECTICUT MASTERS	2:30.44
14	BREISACHER, BETHANNE	30	DICK BOWER BOLTS	2:30.66
15	PROTZMAN, BARBARA	34	MARYLAND MASTERS	2:32.20
16	BURLINGAME, SHARON	32	NEW ENGLAND MASTERS	2:32.68
17	NEUFELD, LIBBY	31	NORTHSIDE FLYING JALEP	2:33.49
18	GEERLING, SHIRLEY	30	VALLEY FORGE MASTERS	2:33.81
19	CAYCE, DIANE	33	VIRGINIA MASTERS	2:34.03
20	HOLZFASER, EMILY	32	VAIL SWIMMING	2:34.33
21	GALLIHER, ANNE	32	CONNECTICUT MASTERS	2:35.08
22	KIMURA, D. KIKO	33	HUSKY MASTERS	2:35.64
23	WALKER, ANITA	32	OKLAHOMA MASTERS	2:36.03
24	DEAS, HAPPY	31	BOCA RATON MASTERS	2:38.53
25	HANEMAN, LIL	34	MISSION BAY MAKOS	2:39.52
26	WOYDEN, CINDY	30	NEW ENGLAND MASTERS	2:39.95
27	STROUD, PEGGY	33	NORTH YORK MASTERS A( )	2:40.39
28	KEYSER, JANICE	30	OMAHA MASTERS	2:41.41
29	COULEHAN, PEGGY	30	EL PASO AGUA POSSE	2:43.18
30	NARCOWICH, THEO	31	BOCA RATON MASTERS	2:43.43
31	KADLUBEK, VAUNE	31	LAS VEGAS MASTERS	2:43.96
32	STRAND, COLLEEN	32	PACIFIC NORTHWEST	2:44.19
33	Mic KUNAS, KAREN	34	VIRGINIA MASTERS	2:45.98
34	KERN, MELISSA	30	MARYLAND MASTERS	2:46.81
35	HODGE, JULIA	33	LAKELAND HILLS YMCA	2:49.97
36	INNES, SUSAN	33	DICK BOWER BOLTS	3:01.54

## EVENT # 43: 30-34 WOMEN 400 YD INDIVIDUAL MEDLEY

#	SWIMMER'S NAME	(AGE)	CLUB	( ) TIME (
1	MAUER, BETH	31	CHICAGO MASTERS	4:45.28
2	OLIVER, MICHELE	31	NORTH YORK MASTERS A( )	4:57.16
3	ISEPPI, ESTHER	31	S F ADLISWIL ( )	4:58.59
4	MEYER, MARGUERITE	30	SANTA CRUZ MASTERS	5:05.59
5	KLINE, KELLY	30	VALLEY FORGE MASTERS	5:10.29
6	WILLIAMS, MARTHA	30	D.C. MASTERS	5:11.64
7	STEADMAN-MARTIN, NANCY	34	JERSEY MASTERS	5:16.17
8	HOLZFASER, EMILY	32	VAIL SWIMMING	5:25.31
9	KIMURA, D. KIKO	33	HUSKY MASTERS	5:27.40
10	BREISACHER, BETHANNE	30	DICK BOWER BOLTS	5:28.01
11	CAYCE, DIANE	33	VIRGINIA MASTERS	5:28.12
12	BURLINGAME, SHARON	32	NEW ENGLAND MASTERS	5:30.05
13	STROUD, PEGGY	33	NORTH YORK MASTERS A( )	5:37.09
14	HANEMAN, LIL	34	MISSION BAY MAKOS	5:37.12
15	DEAS, HAPPY	31	BOCA RATON MASTERS	5:38.30
16	KEYSER, JANICE	30	OMAHA MASTERS	5:38.52
17	SHEPPARD, TERESA	30	LAS VEGAS MASTERS	5:39.71
18	STRAND, COLLEEN	32	PACIFIC NORTHWEST	5:42.78
19	KNAUER, HOPE	31	CHARLESTON NAVAL SWIM	5:42.96
20	FARIN, LISA	31	PACIFIC NORTHWEST	5:45.09
21	LAWLOR, MARNIE	33	CONNECTICUT MASTERS	5:48.66
22	NARCOWICH, THEO	31	BOCA RATON MASTERS	5:49.09
23	WISE, KIM	32	VIRGINIA MASTERS	6:00.51
24	INNES, SUSAN	33	DICK BOWER BOLTS	6:25.08
25	MILO, ROSEMARY	30	ARIZONA MASTERS	DQ

**USMS National Short Course Championships  
Final Results**

## EVENT # 23: 35-39 WOMEN 50 YD FREESTYLE

#	SWIMMER'S NAME	(AGE)	CLUB	( ) TIME (
1	MORRISON-CASEY, LYNN	35	LONE STAR MASTERS	25.13
2	OXMAN, REBECCA	35	BROWARD ENDURANCE SWIM	25.22
3	HOGAN, KAREN	35	ROCKY MOUNTAIN MASTERS	25.87
4	OSBORNE, LESLIE	35	MICHIGAN MASTERS	26.12
5	McMAHAN, MARY	37	BOCA RATON MASTERS	26.47
6	WILSON, ROSE	35	ARKANSAS MASTERS	26.66
7	MEAKINS, GAIL	35	TEXAS SWIMASTERS	27.27
8	O'CONNOR, KATHY	35	MARYLAND MASTERS	27.59
9	ATKINSON, EVE	36	VALLEY FORGE MASTERS	27.62
10	ROSS, BONNIE	37	MARYLAND MASTERS	27.72
11	HARE, FRAN	38	EMPIRE ST MASTERS SWIM	27.79
12	CASE, MARY	35	MISSION BAY MAKOS	27.80
12	HAIN, CYN	35	SUNCOAST MASTERS	27.80
14	La BORWIT, ANNE	37	MISSION BAY MAKOS	27.85
15	STEPHEN, DEBBIE	37	CONNECTICUT MASTERS	28.09
16	JEFFERSON, FRANCI	35	BOCA RATON MASTERS	28.30
17	BARNES, CAREN	35	VALLEY FORGE MASTERS	28.65
18	WIKANDER, JANIS	37	SADDLEBACK VALLEY	28.69
19	ATKINSON, FIONA	38	DICK BOWER BOLTS	28.77
20	MONTGOMERY, DIANE	35	LONE STAR MASTERS	28.99
21	WEBSTER, SUSAN	39	ADIRONDACK MASTERS	29.04
22	FARRAR, KATE	38	GEORGIA KILLER WHALES	29.06
23	BYRNE, JILL	39	VALLEY FORGE MASTERS	29.49
24	ALLEN, ANITA	35	MISSION BAY MAKOS	29.50
25	RAGUE, SUZANNE	38	EMPIRE ST MASTERS SWIM	29.63
26	LINZ, ANN	36	MARYLAND MASTERS	29.95
27	GREGORIO, MARY	36	EMPIRE ST MASTERS SWIM	30.07
28	COWEN, CAROL	37	SPACE COAST MASTERS	30.61
29	WOOLEMS, ELEANOR	36	MISSION BAY MAKOS	30.64
30	MICHIELS, GIGI	36	BATON ROUGE CRAWFISH	30.83
31	CORNISH, PATRICIA	39	SPACE COAST MASTERS	31.58
32	BOWE, JUDI	39	BOCA RATON MASTERS	32.06
33	CORREA, DIANA	38	FOREST HILLS AQUATICS	32.37
34	MARVEL, JEAN	35	MIAMI SHORES	33.16
35	SEARS, PATTI	35	TEXAS SWIMASTERS	33.58
36	WILLIEN, SARA	37	LONE STAR MASTERS	34.58
37	EISEN, SUSAN	39	F.A.S.T.	35.10
38	WHITE, LORETTA	35	EMPIRE ST MASTERS SWIM	38.19

33	HOBBS, ELIZABETH	35	SPACE COAST MASTERS	1:13.36
34	BRENNAN-HAFFNER, ANN	36	CHICAGO MASTERS	1:14.24
35	TIMMINS, PATRICIA	35	VALLEY FORGE MASTERS	1:14.25
36	MARVEL, JEAN	35	MIAMI SHORES	1:14.54
37	BOWE, JUDI	39	BOCA RATON MASTERS	1:14.63
38	EISEN, SUSAN	39	F.A.S.T.	1:18.64
39	BERTRAM, BARBARA	37	BOCA RATON MASTERS	1:21.21
40	WHITE, LORETTA	35	EMPIRE ST MASTERS SWIM	1:29.76
41	BERMAN, JUDY	39	D.C. MASTERS	1:33.63

## EVENT # 33: 35-39 WOMEN 200 YD FREESTYLE

#	SWIMMER'S NAME	(AGE)	CLUB	( ) TIME (
1	HALFACRE, SUSAN	37	HOLMES LUMBER JAX	1:59.16
2	SCHILLING, CINDY	35	WESTSIDE MASTERS	2:04.77
3	MUNGER, DOT	37	VALLEY FORGE MASTERS	2:05.46
4	BAMBER, LINDA	35	F.A.S.T.	2:07.06
5	La BORWIT, ANNE	37	MISSION BAY MAKOS	2:13.20
6	HARE, FRAN	38	EMPIRE ST MASTERS SWIM	2:13.34
7	WILSON, DEBBIE	35	BLUE RIDGE MASTERS	2:14.19
8	ODELL, SHARON	35	WALNUT CREEK MASTERS	2:16.25
9	CASE, MARY	35	MISSION BAY MAKOS	2:16.39
10	GREENWOOD, GAIL	37	CONNECTICUT MASTERS	2:16.68
11	RAGUE, SUZANNE	38	EMPIRE ST MASTERS SWIM	2:17.51
12	WINDRATH, MARY BETH	35	MINNESOTA MASTERS	2:18.49
13	BIERWERT, KAREN	36	NEW ENGLAND MASTERS	2:18.74
14	ALLEN, ANITA	35	MISSION BAY MAKOS	2:18.89
15	JEFFERSON, FRANCI	35	BOCA RATON MASTERS	2:20.65
16	FARRAR, KATE	38	GEORGIA KILLER WHALES	2:21.87
17	GEIGER, PAMELA	36	ST. PETERSBURG MASTERS	2:22.05
18	LEE, SUSAN	35	D.C. MASTERS	2:25.37
19	IWANO, RUTH	38	EMPIRE ST MASTERS SWIM	2:25.46
20	BEHLER, SUSAN	39	VAIL SWIMMING	2:28.16
21	GRANT, KATHY	39	MISSION BAY MAKOS	2:33.04
22	DAVIS, KAREN	36	D.C. MASTERS	2:34.10
23	BARKER, MARY	39	ST. PETERSBURG MASTERS	2:34.51
24	CORREA, DIANA	38	FOREST HILLS AQUATICS	2:36.32
25	CORNISH, PATRICIA	39	SPACE COAST MASTERS	2:41.41
26	BRENNAN-HAFFNER, ANN	36	CHICAGO MASTERS	2:42.20
27	BERMAN, JUDY	39	D.C. MASTERS	3:32.23

## EVENT # 11: 35-39 WOMEN 100 YD FREESTYLE

#	SWIMMER'S NAME	(AGE)	CLUB	( ) TIME (
1	MORRISON-CASEY, LYNN	35	LONE STAR MASTERS	54.54
2	HOGAN, KAREN	35	ROCKY MOUNTAIN MASTERS	56.88
3	HALFACRE, SUSAN	37	HOLMES LUMBER JAX	57.45
4	WILSON, ROSE	35	ARKANSAS MASTERS	58.82
4	OSBORNE, LESLIE	35	MICHIGAN MASTERS	58.82
6	HARE, FRAN	38	EMPIRE ST MASTERS SWIM	1:00.08
7	ROSS, BONNIE	37	MARYLAND MASTERS	1:00.24
8	O'CONNOR, KATHY	35	MARYLAND MASTERS	1:00.68
9	WALKER, JACKIE	36	MIAMI SHORES	1:01.04
10	La BORWIT, ANNE	37	MISSION BAY MAKOS	1:01.69
11	MEAKINS, GAIL	35	TEXAS SWIMASTERS	1:01.87
12	BARNES, CAREN	35	VALLEY FORGE MASTERS	1:01.94
13	JEFFERSON, FRANCI	35	BOCA RATON MASTERS	1:02.48
14	WINDRATH, MARY BETH	35	MINNESOTA MASTERS	1:02.75
15	STEPHEN, DEBBIE	37	CONNECTICUT MASTERS	1:02.79
16	GODLEY, LISA	35	HEARTLAND MASTERS	1:03.15
17	ALLEN, ANITA	35	MISSION BAY MAKOS	1:03.28
18	RAGUE, SUZANNE	38	EMPIRE ST MASTERS SWIM	1:03.73
19	WIKANDER, JANIS	37	SADDLEBACK VALLEY	1:03.84
20	CASE, MARY	35	MISSION BAY MAKOS	1:03.97
21	FARRAR, KATE	38	GEORGIA KILLER WHALES	1:04.12
22	SCHROEDER, CHRISTINE	39	VALLEY FORGE MASTERS	1:04.70
23	ATKINSON, FIONA	38	DICK BOWER BOLTS	1:05.26
24	LEE, SUSAN	35	D.C. MASTERS	1:05.82
25	WEBSTER, SUSAN	39	ADIRONDACK MASTERS	1:05.94
26	LINZ, ANN	36	MARYLAND MASTERS	1:06.51
27	DOHERTY, ANN	36	CHICAGO MASTERS	1:07.28
28	ALDOMONTE, VIKI	39	MARYLAND MASTERS	1:07.71
29	IWANO, RUTH	38	EMPIRE ST MASTERS SWIM	1:07.84
30	COWEN, CAROL	37	SPACE COAST MASTERS	1:09.65
31	GRANT, KATHY	39	MISSION BAY MAKOS	1:09.85
32	CORREA, DIANA	38	FOREST HILLS AQUATICS	1:11.91

## EVENT # 31: 35-39 WOMEN 500 YD FREESTYLE

#	SWIMMER'S NAME	(AGE)	CLUB	( ) TIME (
1	HALFACRE, SUSAN	37	HOLMES LUMBER JAX	5:18.43
2	MUNGER, DOT	37	VALLEY FORGE MASTERS	5:36.37
3	WILSON, DEBBIE	35	BLUE RIDGE MASTERS	5:54.89
4	DOUGHERTY, JANICE	36	MIDDLE ATLANTIC MASTER	5:54.96
5	WINGENROTH, KRIS	35	DAD'S CLUB	5:55.34
6	HARE, FRAN	38	EMPIRE ST MASTERS SWIM	6:00.72
7	GREENWOOD, GAIL	37	CONNECTICUT MASTERS	6:00.80
8	RAGUE, SUZANNE	38	EMPIRE ST MASTERS SWIM	6:03.29
9	La BORWIT, ANNE	37	MISSION BAY MAKOS	6:04.83
10	ODELL, SHARON	35	WALNUT CREEK MASTERS	6:05.80
11	GEIGER, PAMELA	36	ST. PETERSBURG MASTERS	6:11.55
12	ALLEN, ANITA	35	MISSION BAY MAKOS	6:13.94
13	CASE, MARY	35	MISSION BAY MAKOS	6:17.78
14	LEE, SUSAN	35	D.C. MASTERS	6:27.61
15	KOLBE, GAIL	36	NEW ENGLAND MASTERS	6:32.37
16	ALDOMONTE, VIKI	39	MARYLAND MASTERS	6:32.58
17	MANCINO, CATHY	39	GOLD COAST MASTERS	6:35.61
18	BEHLER, SUSAN	39	VAIL SWIMMING	6:39.85
19	MASON-BOSTWICK, JEANNE	37	MARYLAND MASTERS	6:42.89
20	CORREA, DIANA	38	FOREST HILLS AQUATICS	6:53.23
21	GRANT, KATHY	39	MISSION BAY MAKOS	6:54.32
22	BRENNAN-HAFFNER, ANN	36	CHICAGO MASTERS	7:10.13
23	MUMBY, DONNA	37	LYTAL AQUATIC MASTERS	7:12.91
24	BROIDO, ANDREA	38	MISSION BAY MAKOS	7:14.87
25	RICE, ELIZABETH	37	MICHIGAN MASTERS	8:59.81
26	BERMAN, JUDY	39	D.C. MASTERS	9:29.04
27	HOBBS, ELIZABETH	35	SPACE COAST MASTERS	DD

**USMS National Short Course Championships  
Final Results**

**EVENT # 1: 35-39 WOMEN 1000 YD FREESTYLE**

#	SWIMMER'S NAME	(AGE)	CLUB	( ) TIME (
1	GUTIERREZ, CHARLOTTE	36	SANTA BARBARA MASTERS	11:46.11
2	CHANDLER, SUSI	38	UNATTACHED	12:18.28
3	HARE, FRAN	38	EMPIRE ST MASTERS SWIM	12:18.79
4	ODELL, SHARON	35	WALNUT CREEK MASTERS	12:31.86
5	WILSON, ROSE	35	ARKANSAS MASTERS	12:32.29
6	MILLER, NANCY	39	VIRGINIA MASTERS	12:53.60
7	REEVE, PAT	35	LAS VEGAS MASTERS	12:55.86
8	DOWNHAM, LINDA	35	VALLEY FORGE MASTERS	13:05.32
9	IWANO, RUTH	38	EMPIRE ST MASTERS SWIM	13:14.26
10	ALTONMONTE, VIKI	39	MARYLAND MASTERS	13:17.07
11	REIERSON, SUZY	37	UNIVERSITY OF HOUSTON	13:39.50
12	DAVIS, KAREN	36	D.C. MASTERS	14:24.95
13	CATHEY, SANDRA	39	MECKLENBURG AQUATIC CL	14:43.35
14	BERTRAM, BARBARA	37	BOCA RATON MASTERS	16:51.04
15	RICE, ELIZABETH	37	MICHIGAN MASTERS	18:41.46
16	BERMAN, JUDY	39	D.C. MASTERS	19:54.87

**EVENT # 3: 35-39 WOMEN 1650 YD FREESTYLE**

#	SWIMMER'S NAME	(AGE)	CLUB	( ) TIME (
1	HALFACRE, SUSAN	37	HOLMES LUMBER JAX	18:19.46
2	MUNGER, DOT	37	VALLEY FORGE MASTERS	19:21.24
3	BAMBER, LINDA	35	F.A.S.T.	19:41.23
4	WILSON, DEBBIE	35	BLUE RIDGE MASTERS	20:02.75
5	GREENWOOD, GAIL	37	CONNECTICUT MASTERS	20:19.62
6	WINGENROTH, KRIS	35	DAD'S CLUB	20:33.26
7	DOUGHERTY, JANICE	36	MIDDLE ATLANTIC MASTER	20:37.67
8	La BORWIT, ANNE	37	MISSION BAY MAKOS	21:07.37
9	RAGUE, SUZANNE	38	EMPIRE ST MASTERS SWIM	21:14.94
10	GEIGER, PAMELA	36	ST. PETERSBURG MASTERS	21:17.25
11	ALLEN, ANITA	35	MISSION BAY MAKOS	21:34.25
12	GODLEY, LISA	35	HEARTLAND MASTERS	21:44.98
13	LETENDRE, DIANE	37	ST. LOUIS AREA MASTERS	21:55.87
14	CASE, MARY	35	MISSION BAY MAKOS	22:07.99
15	KOLBE, GAIL	36	NEW ENGLAND MASTERS	22:09.25
16	MANCINO, CATHY	39	GOLD COAST MASTERS	22:12.42
17	MASON-BOSTWICK, JEANNE	37	MARYLAND MASTERS	22:28.54
18	SMITH, MARTI	37	GREATER NASHVILLE	22:35.96
19	CORREA, DIANA	38	FOREST HILLS AQUATICS	22:44.60
20	GRANT, KATHY	39	MISSION BAY MAKOS	23:46.28
21	HOBBS, ELIZABETH	35	SPACE COAST MASTERS	23:58.67
22	MUMBY, DONNA	37	LYTAL AQUATIC MASTERS	24:53.32
23	BROIDO, ANDREA	38	MISSION BAY MAKOS	25:01.00

**EVENT # 9: 35-39 WOMEN 50 YD BACKSTROKE**

#	SWIMMER'S NAME	(AGE)	CLUB	( ) TIME (
1	OXMAN, REBECCA	35	BROWARD ENDURANCE SWIM	30.21
2	PESAVENTO, JANET	37	CHARLESTON MASTERS	31.22
3	REEVE, PAT	35	LAS VEGAS MASTERS	31.80
4	WALKER, DEBORAH	37	SUNCOAST MASTERS	32.56
5	ROSS, BONNIE	37	MARYLAND MASTERS	32.79
6	DOUGHERTY, JANICE	36	MIDDLE ATLANTIC MASTER	32.92
7	MEAKINS, GAIL	35	TEXAS SWIMASTERS	33.03
8	ATKINSON, EVE	36	VALLEY FORGE MASTERS	33.20
9	LEE, SUSAN	35	D.C. MASTERS	33.45
10	WIKANDER, JANIS	37	SADDLEBACK VALLEY	33.47
11	HUGHES, MAUREEN	35	SPACE COAST MASTERS	33.79
12	HARPER, JANE	36	HOLMES LUMBER JAX	33.86
13	HARE, FRAN	38	EMPIRE ST MASTERS SWIM	33.97
14	BARNES, CAREN	35	VALLEY FORGE MASTERS	34.34
15	HAIN, CYN	35	SUNCOAST MASTERS	34.78
16	REIERSON, SUZY	37	UNIVERSITY OF HOUSTON	34.85
17	SCHROEDER, CHRISTINE	39	VALLEY FORGE MASTERS	36.26
18	BEHLER, SUSAN	39	VAIL SWIMMING	37.19
19	WEBSTER, SUSAN	39	ADIRONDACK MASTERS	37.87
20	BARKER, MARY	39	ST. PETERSBURG MASTERS	38.18
21	GREGORIO, MARY	36	EMPIRE ST MASTERS SWIM	38.29
22	WILLIEN, SARA	37	LONE STAR MASTERS	39.98
23	SEARS, PATTI	35	TEXAS SWIMASTERS	40.27
24	LINZ, ANN	36	MARYLAND MASTERS	40.87
25	BERTRAM, BARBARA	37	BOCA RATON MASTERS	45.77

**EVENT # 37: 35-39 WOMEN 100 YD BACKSTROKE**

#	SWIMMER'S NAME	(AGE)	CLUB	( ) TIME (
1	PESAVENTO, JANET	37	CHARLESTON MASTERS	1:06.53
2	REEVE, PAT	35	LAS VEGAS MASTERS	1:09.81
3	WALKER, DEBORAH	37	SUNCOAST MASTERS	1:10.39
4	DOUGHERTY, JANICE	36	MIDDLE ATLANTIC MASTER	1:11.38
5	WALSH, STEPHANIE	39	VALLEY FORGE MASTERS	1:11.57
6	BARNES, CAREN	35	VALLEY FORGE MASTERS	1:12.68
7	MEAKINS, GAIL	35	TEXAS SWIMASTERS	1:13.42
8	ROSS, BONNIE	37	MARYLAND MASTERS	1:13.91
9	LEE, SUSAN	35	D.C. MASTERS	1:14.23
10	HUGHES, MAUREEN	35	SPACE COAST MASTERS	1:14.32
11	REIERSON, SUZY	37	UNIVERSITY OF HOUSTON	1:16.13
12	WIKANDER, JANIS	37	SADDLEBACK VALLEY	1:16.91
13	SCHROEDER, CHRISTINE	39	VALLEY FORGE MASTERS	1:17.38
14	BEHLER, SUSAN	39	VAIL SWIMMING	1:19.69
15	BARKER, MARY	39	ST. PETERSBURG MASTERS	1:24.90
16	CORNISH, PATRICIA	39	SPACE COAST MASTERS	1:27.39
17	SEARS, PATTI	35	TEXAS SWIMASTERS	1:28.84
18	BERTRAM, BARBARA	37	BOCA RATON MASTERS	1:39.22

**EVENT # 19: 35-39 WOMEN 200 YD BACKSTROKE**

#	SWIMMER'S NAME	(AGE)	CLUB	( ) TIME (
1	PESAVENTO, JANET	37	CHARLESTON MASTERS	2:26.26
2	SCHILLING, CINDY	35	WESTSIDE MASTERS	2:28.77
3	WALSH, STEPHANIE	39	VALLEY FORGE MASTERS	2:32.94
4	REEVE, PAT	35	LAS VEGAS MASTERS	2:33.50
5	DOUGHERTY, JANICE	36	MIDDLE ATLANTIC MASTER	2:33.74
6	BARNES, CAREN	35	VALLEY FORGE MASTERS	2:36.48
7	ROSS, BONNIE	37	MARYLAND MASTERS	2:39.77
8	ODELL, SHARON	35	WALNUT CREEK MASTERS	2:40.00
9	LEE, SUSAN	35	D.C. MASTERS	2:41.57
10	HARPER, JANE	36	HOLMES LUMBER JAX	2:45.13
11	WIKANDER, JANIS	37	SADDLEBACK VALLEY	2:46.58
12	BIERWERT, KAREN	36	NEW ENGLAND MASTERS	2:46.84
13	REIERSON, SUZY	37	UNIVERSITY OF HOUSTON	2:49.35
14	BEHLER, SUSAN	39	VAIL SWIMMING	2:50.78
15	BARKER, MARY	39	ST. PETERSBURG MASTERS	2:58.71
16	CORNISH, PATRICIA	39	SPACE COAST MASTERS	3:11.65
17	SEARS, PATTI	35	TEXAS SWIMASTERS	3:16.09
18	HOBBS, ELIZABETH	35	SPACE COAST MASTERS	3:17.69
19	BERTRAM, BARBARA	37	BOCA RATON MASTERS	3:29.87

(516) 543-1110  
Fax: (516) 543-1276

**OCEAN POOL**

COMPANY

45 Mall Drive

Commack, N.Y. 11725

**GRAHAM SCOTT**  
National Sales Manager

**USMS National Short Course Championships  
Final Results**

**EVENT # 35: 35-39 WOMEN 50 YD BREASTSTROKE**

#	SWIMMER'S NAME	( AGE )	CLUB	( ) TIME (
1	OSBORNE, LESLIE	35	MICHIGAN MASTERS	30.85
2	MUNGER, DOT	37	VALLEY FORGE MASTERS	33.36
3	WALKER, DEBORAH	37	SUNCOAST MASTERS	33.59
4	HOWELL, KATHLEEN	35	CIRCLE C RANCH MASTERS	34.18
5	PESAVENTO, JANET	37	CHARLESTON MASTERS	34.32
6	MORRISON-CASEY, LYNN	35	LONE STAR MASTERS	34.88
7	KOHN, CATHERINE	36	ST. LOUIS AREA MASTERS	35.03
8	ATKINSON, EVE	36	VALLEY FORGE MASTERS	35.25
9	WILSON, ROSE	35	ARKANSAS MASTERS	35.66
10	MATTSON, PATRICIA	35	HOLMES LUMBER JAX	35.68
11	MILLER, NANCY	39	VIRGINIA MASTERS	36.00
12	REEVE, PAT	35	LAS VEGAS MASTERS	36.16
13	DOWNHAM, LINDA	35	VALLEY FORGE MASTERS	36.25
14	ATKINSON, FIONA	38	DICK BOWER BOLTS	36.35
15	HOGAN, KAREN	35	ROCKY MOUNTAIN MASTERS	36.56
16	McMILLEN, MARSHA	38	NORTHWEST OHIO MASTERS	36.86
17	MEAKINS, GAIL	35	TEXAS SWIMMERS	36.89
17	WOOLEMS, ELEANOR	36	MISSION BAY MAKOS	36.89
19	BOSSON, MARA	36	VAIL SWIMMING	36.91
20	MARCANTONIO, MARCIA	39	NORTHSIDE FLYING JALEP	38.46
21	La BORWIT, ANNE	37	MISSION BAY MAKOS	38.95
22	COWEN, CAROL	37	SPACE COAST MASTERS	39.33
23	LINZ, ANN	36	MARYLAND MASTERS	39.66
24	CATHEY, SANDRA	39	MECKLENBURG AQUATIC CL	41.64
25	EISEN, SUSAN	39	F.A.S.T.	42.62
26	BOWE, JUDI	39	BOCA RATON MASTERS	46.27
27	WHITE, LORETTA	35	EMPIRE ST MASTERS SWIM	48.73
28	HAIN, CYN	35	SUNCOAST MASTERS	DD

**EVENT # 21: 35-39 WOMEN 100 YD BREASTSTROKE**

#	SWIMMER'S NAME	( AGE )	CLUB	( ) TIME (
1	OSBORNE, LESLIE	35	MICHIGAN MASTERS	1:07.58
2	WALKER, DEBORAH	37	SUNCOAST MASTERS	1:13.19
3	MUNGER, DOT	37	VALLEY FORGE MASTERS	1:13.43
4	GUTIERREZ, CHARLOTTE	36	SANTA BARBARA MASTERS	1:14.57
5	PESAVENTO, JANET	37	CHARLESTON MASTERS	1:14.77
6	HOWELL, KATHLEEN	35	CIRCLE C RANCH MASTERS	1:15.33
7	KOHN, CATHERINE	36	ST. LOUIS AREA MASTERS	1:15.70
8	DOWNHAM, LINDA	35	VALLEY FORGE MASTERS	1:16.65
9	MATTSON, PATRICIA	35	HOLMES LUMBER JAX	1:16.86
10	MILLER, NANCY	39	VIRGINIA MASTERS	1:20.31
11	ATKINSON, FIONA	38	DICK BOWER BOLTS	1:20.50
12	GODLEY, LISA	35	HEARTLAND MASTERS	1:21.05
13	TIMMINS, PATRICIA	35	VALLEY FORGE MASTERS	1:22.92
14	MARCANTONIO, MARCIA	39	NORTHSIDE FLYING JALEP	1:23.51
15	WINDRATH, MARY BETH	35	MINNESOTA MASTERS	1:23.63
16	BOSSON, MARA	36	VAIL SWIMMING	1:23.69
17	McMILLEN, MARSHA	38	NORTHWEST OHIO MASTERS	1:24.10
18	GREGORIO, MARY	36	EMPIRE ST MASTERS SWIM	1:24.39
19	COWEN, CAROL	37	SPACE COAST MASTERS	1:24.92
20	DOHERTY, ANN	36	CHICAGO MASTERS	1:26.52
21	CATHEY, SANDRA	39	MECKLENBURG AQUATIC CL	1:28.71
22	EISEN, SUSAN	39	F.A.S.T.	1:32.01
23	WHITE, LORETTA	35	EMPIRE ST MASTERS SWIM	1:45.50

**EVENT # 5: 35-39 WOMEN 200 YD BREASTSTROKE**

#	SWIMMER'S NAME	( AGE )	CLUB	( ) TIME (
1	OSBORNE, LESLIE	35	MICHIGAN MASTERS	2:33.38
2	WALKER, DEBORAH	37	SUNCOAST MASTERS	2:38.39
3	MUNGER, DOT	37	VALLEY FORGE MASTERS	2:39.34
4	KOHN, CATHERINE	36	ST. LOUIS AREA MASTERS	2:39.52
5	GUTIERREZ, CHARLOTTE	36	SANTA BARBARA MASTERS	2:41.90
6	PESAVENTO, JANET	37	CHARLESTON MASTERS	2:44.26
7	DOWNHAM, LINDA	35	VALLEY FORGE MASTERS	2:45.62
8	MATTSON, PATRICIA	35	HOLMES LUMBER JAX	2:47.96
9	HOWELL, KATHLEEN	35	CIRCLE C RANCH MASTERS	2:51.70
10	WILSON, ROSE	35	ARKANSAS MASTERS	2:53.71
11	MILLER, NANCY	39	VIRGINIA MASTERS	2:56.87
12	GODLEY, LISA	35	HEARTLAND MASTERS	2:56.88
13	TIMMINS, PATRICIA	35	VALLEY FORGE MASTERS	3:00.74
14	BOSSON, MARA	36	VAIL SWIMMING	3:01.80

15	COWEN, CAROL	37	SPACE COAST MASTERS	3:03.37
16	MARCANTONIO, MARCIA	39	NORTHSIDE FLYING JALEP	3:05.94
17	GREGORIO, MARY	36	EMPIRE ST MASTERS SWIM	3:07.74
18	MICHIELS, GIGI	36	BATON ROUGE CRAWFISH	3:08.08
19	EISEN, SUSAN	39	F.A.S.T.	3:15.27
20	McMILLEN, MARSHA	38	NORTHWEST OHIO MASTERS	3:17.81
21	CATHEY, SANDRA	39	MECKLENBURG AQUATIC CL	DD

**EVENT # 39: 35-39 WOMEN 50 YD BUTTERFLY**

#	SWIMMER'S NAME	( AGE )	CLUB	( ) TIME (
1	HALFACRE, SUSAN	37	HOLMES LUMBER JAX	27.24
2	HOGAN, KAREN	35	ROCKY MOUNTAIN MASTERS	27.77
3	MORRISON-CASEY, LYNN	35	LONE STAR MASTERS	28.48
3	OXMAN, REBECCA	35	BROWARD ENDURANCE SWIM	28.48
5	SCHILLING, CINDY	35	WESTSIDE MASTERS	28.78
6	HARPER, JANE	36	HOLMES LUMBER JAX	29.15
7	McMAHAN, MARY	37	BOCA RATON MASTERS	29.18
8	BAMBER, LINDA	35	F.A.S.T.	29.35
9	CHANDLER, SUSI	38	UNATTACHED	29.90
10	WALSH, STEPHANIE	39	VALLEY FORGE MASTERS	30.09
11	ATKINSON, EVE	36	VALLEY FORGE MASTERS	30.21
12	HAIN, CYN	35	SUNCOAST MASTERS	31.04
13	DOUGHERTY, JANICE	36	MIDDLE ATLANTIC MASTER	31.05
14	ROSS, BONNIE	37	MARYLAND MASTERS	31.10
15	ALLEN, ANITA	35	MISSION BAY MAKOS	31.55
16	STEPHEN, DEBBIE	37	CONNECTICUT MASTERS	31.67
17	SCHROEDER, CHRISTINE	39	VALLEY FORGE MASTERS	31.84
18	JEFFERSON, FRANCI	35	BOCA RATON MASTERS	31.88
19	HOWELL, KATHLEEN	35	CIRCLE C RANCH MASTERS	32.13
20	ATKINSON, FIONA	38	DICK BOWER BOLTS	32.43
21	WEBSTER, SUSAN	39	ADIRONDACK MASTERS	32.53
22	FARRAR, KATE	38	GEORGIA KILLER WHALES	33.41
23	ALTomonte, VIKI	39	MARYLAND MASTERS	33.78
24	MONTGOMERY, DIANE	35	LONE STAR MASTERS	34.51
25	MICHIELS, GIGI	36	BATON ROUGE CRAWFISH	35.99
26	CORNISH, PATRICIA	39	SPACE COAST MASTERS	36.29
27	DAVIS, KAREN	36	D.C. MASTERS	37.01
28	EISENBERG, ROBIN	38	MISSION BAY MAKOS	40.73
29	LINZ, ANN	36	MARYLAND MASTERS	40.97

**EVENT # 7: 35-39 WOMEN 100 YD BUTTERFLY**

#	SWIMMER'S NAME	( AGE )	CLUB	( ) TIME (
1	HALFACRE, SUSAN	37	HOLMES LUMBER JAX	1:00.51
2	SCHILLING, CINDY	35	WESTSIDE MASTERS	1:01.68
3	BAMBER, LINDA	35	F.A.S.T.	1:05.19
4	WALSH, STEPHANIE	39	VALLEY FORGE MASTERS	1:05.43
5	CHANDLER, SUSI	38	UNATTACHED	1:05.95
6	WINGENROTH, KRIS	35	DAD'S CLUB	1:06.13
7	HOGAN, KAREN	35	ROCKY MOUNTAIN MASTERS	1:06.31
8	WALKER, JACKIE	36	MIAMI SHORES	1:09.73
9	BIERWERT, KAREN	36	NEW ENGLAND MASTERS	1:09.98
10	SCHROEDER, CHRISTINE	39	VALLEY FORGE MASTERS	1:11.94
11	MASON-BOSTWICK, JEANNE	37	MARYLAND MASTERS	1:12.76
12	ALTomonte, VIKI	39	MARYLAND MASTERS	1:18.21
13	MILLER, NANCY	39	VIRGINIA MASTERS	1:18.54
14	GRANT, KATHY	39	MISSION BAY MAKOS	1:24.98
15	BRENNAN-HAFFNER, ANN	36	CHICAGO MASTERS	1:32.69
16	EISENBERG, ROBIN	38	MISSION BAY MAKOS	1:37.37



USMS National Short Course Championships  
Final Results

EVENT # 25: 35-39 WOMEN 200 YD BUTTERFLY

#	SWIMMER'S NAME	(AGE)	CLUB	( ) TIME (
1	SCHILLING, CINDY	35	WESTSIDE MASTERS	2:17.68
2	BAMBER, LINDA	35	F.A.S.T.	2:21.45
3	WINGENROTH, KRIS	35	DAD'S CLUB	2:22.66
4	CHANDLER, SUSI	38	UNATTACHED	2:28.02
5	BIERWERT, KAREN	36	NEW ENGLAND MASTERS	2:38.30
6	MASON-BOSTWICK, JEANNE	37	MARYLAND MASTERS	2:40.13
7	ALDOMONTE, VIKI	39	MARYLAND MASTERS	2:53.57
8	LETENDRE, DIANE	37	ST. LOUIS AREA MASTERS	2:57.93
9	HALLQUIST, BETH	37	LYTAL AQUATIC MASTERS	3:09.54
10	CATHEY, SANDRA	39	MECKLENBURG AQUATIC CL	3:18.83
11	EISENBERG, ROBIN	38	MISSION BAY MAKOS	3:39.47

20	REIERSON, SUZY	37	UNIVERSITY OF HOUSTON	2:54.00
21	DAVIS, KAREN	36	D.C. MASTERS	2:54.79
22	MICHIELS, GIGI	36	BATON ROUGE CRAWFISH	3:00.85
23	SMITH, MARTI	37	GREATER NASHVILLE	3:02.94

EVENT # 27: 35-39 WOMEN 100 YD INDIVIDUAL MEDLEY


#	SWIMMER'S NAME	(AGE)	CLUB	( ) TIME (
1	MORRISON-CASEY, LYNN	35	LONE STAR MASTERS	1:05.83
2	OSBORNE, LESLIE	35	MICHIGAN MASTERS	1:06.28
3	GUTIERREZ, CHARLOTTE	36	SANTA BARBARA MASTERS	1:06.85
4	WILSON, ROSE	35	ARKANSAS MASTERS	1:07.27
5	WALKER, DEBORAH	37	SUNCOAST MASTERS	1:07.28
6	KOHN, CATHERINE	36	ST. LOUIS AREA MASTERS	1:07.51
7	HARPER, JANE	36	HOLMES LUMBER JAX	1:07.99
8	ATKINSON, EVE	36	VALLEY FORGE MASTERS	1:09.51
9	WALSH, STEPHANIE	39	VALLEY FORGE MASTERS	1:10.78
10	HOWELL, KATHLEEN	35	CIRCLE C RANCH MASTERS	1:11.13
11	MEAKINS, GAIL	35	TEXAS SWIMMERS	1:11.65
12	JEFFERSON, FRANCI	35	BOCA RATON MASTERS	1:12.81
13	WINDRATH, MARY BETH	35	MINNESOTA MASTERS	1:13.57
14	WALKER, JACKIE	36	MIAMI SHORES	1:14.02
15	GODLEY, LISA	35	HEARTLAND MASTERS	1:14.14
16	STEPHEN, DEBBIE	37	CONNECTICUT MASTERS	1:14.67
17	HUGHES, MAUREEN	35	SPACE COAST MASTERS	1:14.69
18	WIKANDER, JANIS	37	SADDLEBACK VALLEY	1:14.81
19	ATKINSON, FIONA	38	DICK BOWER BOLTS	1:15.15
20	GREGORIO, MARY	36	EMPIRE ST MASTERS SWIM	1:17.39
21	BYRNE, JILL	39	VALLEY FORGE MASTERS	1:17.81
22	DOHERTY, ANN	36	CHICAGO MASTERS	1:17.87
23	WEBSTER, SUSAN	39	ADIRONDACK MASTERS	1:18.25
24	BOSSON, MARA	36	VAIL SWIMMING	1:18.42
25	MICHIELS, GIGI	36	BATON ROUGE CRAWFISH	1:20.63
26	LINZ, ANN	36	MARYLAND MASTERS	1:20.76
27	GRANT, KATHY	39	MISSION BAY MAKOS	1:21.61
28	CORNISH, PATRICIA	39	SPACE COAST MASTERS	1:22.70
29	IWANO, RUTH	38	EMPIRE ST MASTERS SWIM	1:23.73
30	EISEN, SUSAN	39	F.A.S.T.	1:28.83
31	SEARS, PATTI	35	TEXAS SWIMMERS	1:29.83
32	WILLIEN, SARA	37	LONE STAR MASTERS	1:30.83
33	BOWE, JUDI	39	BOCA RATON MASTERS	1:31.27
34	BERTRAM, BARBARA	37	BOCA RATON MASTERS	1:34.90
35	MUMBY, DONNA	37	LYTAL AQUATIC MASTERS	1:36.90

EVENT # 43: 35-39 WOMEN 400 YD INDIVIDUAL MEDLEY

#	SWIMMER'S NAME	(AGE)	CLUB	( ) TIME (
1	KOHN, CATHERINE	36	ST. LOUIS AREA MASTERS	5:04.95
2	MATTSON, PATRICIA	35	HOLMES LUMBER JAX	5:20.50
3	WINGENROTH, KRIS	35	DAD'S CLUB	5:22.34
4	CHANDLER, SUSI	38	UNATTACHED	5:22.96
5	BIERWERT, KAREN	36	NEW ENGLAND MASTERS	5:29.73
6	REEVE, PAT	35	LAS VEGAS MASTERS	5:37.11
7	RAGUE, SUZANNE	38	EMPIRE ST MASTERS SWIM	5:41.07
8	MASON-BOSTWICK, JEANNE	37	MARYLAND MASTERS	5:48.50
9	LETENDRE, DIANE	37	ST. LOUIS AREA MASTERS	5:52.32
10	MILLER, NANCY	39	VIRGINIA MASTERS	5:53.72
11	MANCINO, CATHY	39	GOLD COAST MASTERS	5:53.98
12	GEIGER, PAMELA	36	ST. PETERSBURG MASTERS	5:58.37
13	CATHEY, SANDRA	39	MECKLENBURG AQUATIC CL	6:17.34
14	MICHIELS, GIGI	36	BATON ROUGE CRAWFISH	6:26.78
15	ODELL, SHARON	35	WALNUT CREEK MASTERS	DN

EVENT # 13: 35-39 WOMEN 200 YD INDIVIDUAL MEDLEY

#	SWIMMER'S NAME	(AGE)	CLUB	( ) TIME (
1	SCHILLING, CINDY	35	WESTSIDE MASTERS	2:22.44
2	KOHN, CATHERINE	36	ST. LOUIS AREA MASTERS	2:24.70
3	GUTIERREZ, CHARLOTTE	36	SANTA BARBARA MASTERS	2:26.44
4	HARPER, JANE	36	HOLMES LUMBER JAX	2:29.88
5	CHANDLER, SUSI	38	UNATTACHED	2:30.27
6	WALSH, STEPHANIE	39	VALLEY FORGE MASTERS	2:30.29
7	MATTSON, PATRICIA	35	HOLMES LUMBER JAX	2:30.74
8	WINGENROTH, KRIS	35	DAD'S CLUB	2:31.83
9	BIERWERT, KAREN	36	NEW ENGLAND MASTERS	2:35.76
10	GODLEY, LISA	35	HEARTLAND MASTERS	2:37.93
11	WINDRATH, MARY BETH	35	MINNESOTA MASTERS	2:38.54
12	WALKER, JACKIE	36	MIAMI SHORES	2:38.87
12	JEFFERSON, FRANCI	35	BOCA RATON MASTERS	2:38.87
14	GEIGER, PAMELA	36	ST. PETERSBURG MASTERS	2:45.15
15	MASON-BOSTWICK, JEANNE	37	MARYLAND MASTERS	2:45.35
16	HOWELL, KATHLEEN	35	CIRCLE C RANCH MASTERS	2:45.68
17	MANCINO, CATHY	39	GOLD COAST MASTERS	2:47.54
18	LETENDRE, DIANE	37	ST. LOUIS AREA MASTERS	2:49.35
19	MARCANTONIO, MARCIA	39	NORTHSIDE FLYING JALEP	2:50.09



**USMS National Short Course Championships  
Final Results**

## EVENT # 23: 40-44 WOMEN 50 YD FREESTYLE

#	SWIMMER'S NAME	(AGE)	CLUB	( ) TIME (
1	MARTIN, MARTHA	40	TEAM ORLANDO MASTERS	25.00
2	STRICKLAND, DALE	41	EMPIRE ST MASTERS SWIM	26.13
3	WHITE, SUSAN	42	HOLMES LUMBER JAX	26.92
4	TENDY, SUE	40	NEW ENGLAND MASTERS	27.18
5	CORMAN, JULIE	40	HUSKY MASTERS	27.83
6	SLIMAK, CHRISTIE	41	CONNECTICUT MASTERS	28.11
7	PAGE, ANNE	41	NEW ENGLAND MASTERS	28.19
8	VAN ROYEN, SUSAN	44	TEAM ORLANDO MASTERS	28.40
9	BRAND, JAN	43	D.C. MASTERS	28.65
10	WILSON, MEEGAN	40	F.A.S.T.	29.28
11	BOLLS, HANNA	44	AMTV HAMBURG ( )	30.17
12	ZULLO, JOAN	40	EMPIRE ST MASTERS SWIM	30.38
13	PARKER, MARY	41	D.C. MASTERS	30.60
14	RAPPOPORT, RUTH	42	D.C. MASTERS	31.58
15	BUCCINO, VICKI	43	UNATTACHED	31.80
16	PUCKETT, NANCY	40	UNATTACHED	32.96
17	THOMPSON, SALLIE	40	MICHIGAN MASTERS	33.03
18	POTTER, PENNY	41	TEAM ORLANDO MASTERS	33.46
19	LINDSEY, MAUREEN	42	D.C. MASTERS	33.51
20	BIBY, CHRISTINE	41	HEARTLAND MASTERS	34.91
21	DeVRY, GAYANNE	43	LONGHORN AQUATICS	34.92
22	PRICE, LOURDES	42	MECKLENBURG AQUATIC CL	35.67

## EVENT # 11: 40-44 WOMEN 100 YD FREESTYLE

#	SWIMMER'S NAME	(AGE)	CLUB	( ) TIME (
1	MARTIN, MARTHA	40	TEAM ORLANDO MASTERS	55.91
2	BOAK, CAROLYN	44	LOS ALTOS MASTERS	58.32
3	WHITE, SUSAN	42	HOLMES LUMBER JAX	1:00.66
4	PETERSON, SALLY	42	SIERRA NEVADA MASTERS	1:00.80
5	TENDY, SUE	40	NEW ENGLAND MASTERS	1:01.20
6	CORMAN, JULIE	40	HUSKY MASTERS	1:01.38
7	PAGE, ANNE	41	NEW ENGLAND MASTERS	1:02.32
8	SVANSON, ANN	43	D.C. MASTERS	1:02.55
9	VAN ROYEN, SUSAN	44	TEAM ORLANDO MASTERS	1:03.48
10	ZIMMET, CHRISTINE	41	EMPIRE ST MASTERS SWIM	1:04.76
11	KING, KRISTINA	41	LOS ALTOS MASTERS	1:04.93
12	PRALL, WINIFRED	41	GEORGIA KILLER WHALES	1:06.32
13	WILSON, MEEGAN	40	F.A.S.T.	1:06.63
14	MITCHELL, JEANNIE	42	UNATTACHED	1:07.13
15	ZULLO, JOAN	40	EMPIRE ST MASTERS SWIM	1:08.37
16	BUCCINO, VICKI	43	UNATTACHED	1:09.69
17	PUCKETT, NANCY	40	UNATTACHED	1:09.71
18	RAPPOPORT, RUTH	42	D.C. MASTERS	1:10.63
19	ASHWORTH, TRUDY	42	WOODLANDS MASTERS	1:12.01
20	POTTER, PENNY	41	TEAM ORLANDO MASTERS	1:12.49
21	BOLLS, HANNA	44	AMTV HAMBURG ( )	1:14.41
22	LINDSEY, MAUREEN	42	D.C. MASTERS	1:15.90
23	GALLAGHER, PEGGY	41	VALLEY FORGE MASTERS	1:16.55
24	THOMPSON, SALLIE	40	MICHIGAN MASTERS	1:18.28
25	SACHS, SARA	43	CINCINNATI PEPSI MARLI	1:18.47
26	BIBY, CHRISTINE	41	HEARTLAND MASTERS	1:20.42
27	PRICE, LOURDES	42	MECKLENBURG AQUATIC CL	1:20.68
28	DeVRY, GAYANNE	43	LONGHORN AQUATICS	1:21.05

## EVENT # 33: 40-44 WOMEN 200 YD FREESTYLE

#	SWIMMER'S NAME	(AGE)	CLUB	( ) TIME (
1	BOAK, CAROLYN	44	LOS ALTOS MASTERS	2:11.26
2	JOHNSON, LUCY	41	BELMONT SHORE	2:13.99
3	PETERSON, SALLY	42	SIERRA NEVADA MASTERS	2:15.76
4	WHITE, SUSAN	42	HOLMES LUMBER JAX	2:16.88
5	SLIMAK, CHRISTIE	41	CONNECTICUT MASTERS	2:19.12
6	DILLS, SUZANNE	44	PACIFIC NORTHWEST	2:21.01
7	SVANSON, ANN	43	D.C. MASTERS	2:21.36
8	VAN ROYEN, SUSAN	44	TEAM ORLANDO MASTERS	2:22.06
9	KING, KRISTINA	41	LOS ALTOS MASTERS	2:22.33
10	ECKER, KAETI	42	INDUSTRY HILLS AQUATIC	2:25.87
11	TENDY, SUE	40	NEW ENGLAND MASTERS	2:26.62
12	ZIMMET, CHRISTINE	41	EMPIRE ST MASTERS SWIM	2:27.36
13	PRALL, WINIFRED	41	GEORGIA KILLER WHALES	2:29.68
14	BUCCINO, VICKI	43	UNATTACHED	2:30.41
15	BURFEIND, BETTY	42	LINCOLN MASTERS	2:32.78

16	LEVICKAS, SUSAN	41	MARYLAND MASTERS	2:33.47
17	PUCKETT, NANCY	40	UNATTACHED	2:34.31
18	KARSTEN, LYDIA	40	ROCKY MOUNTAIN MASTERS	2:37.68
19	ZULLO, JOAN	40	EMPIRE ST MASTERS SWIM	2:39.26
20	POTTER, PENNY	41	TEAM ORLANDO MASTERS	2:39.71
21	RAPPOPORT, RUTH	42	D.C. MASTERS	2:40.47
22	LINDSEY, MAUREEN	42	D.C. MASTERS	2:53.61
23	PRICE, LOURDES	42	MECKLENBURG AQUATIC CL	2:58.88
24	BIBY, CHRISTINE	41	HEARTLAND MASTERS	3:03.12
25	DeVRY, GAYANNE	43	LONGHORN AQUATICS	3:20.43

## EVENT # 21: 40-44 WOMEN 500 YD FREESTYLE

#	SWIMMER'S NAME	(AGE)	CLUB	( ) TIME (
1	JOHNSON, LUCY	41	BELMONT SHORE	5:58.80
2	DILLS, SUZANNE	44	PACIFIC NORTHWEST	6:09.03
3	PETERSON, SALLY	42	SIERRA NEVADA MASTERS	6:12.07
4	KING, KRISTINA	41	LOS ALTOS MASTERS	6:19.53
5	SVANSON, ANN	43	D.C. MASTERS	6:20.46
6	SCHAFFER, SUSAN	41	D.C. MASTERS	6:21.60
7	ECKER, KAETI	42	INDUSTRY HILLS AQUATIC	6:30.33
8	ZIMMET, CHRISTINE	41	EMPIRE ST MASTERS SWIM	6:31.49
9	PRALL, WINIFRED	41	GEORGIA KILLER WHALES	6:36.04
10	TENDY, SUE	40	NEW ENGLAND MASTERS	6:43.37
11	BUCCINO, VICKI	43	UNATTACHED	6:45.32
12	LEVICKAS, SUSAN	41	MARYLAND MASTERS	6:45.70
13	BROWNSTEIN, LYNN	42	ST. PETERSBURG MASTERS	6:48.15
14	PUCKETT, NANCY	40	UNATTACHED	6:49.95
15	ASHWORTH, TRUDY	42	WOODLANDS MASTERS	7:05.01
16	RAPPOPORT, RUTH	42	D.C. MASTERS	7:18.31
17	SACHS, SARA	43	CINCINNATI PEPSI MARLI	7:22.07
18	LINDSEY, MAUREEN	42	D.C. MASTERS	8:01.70

## EVENT # 1: 40-44 WOMEN 1000 YD FREESTYLE


#	SWIMMER'S NAME	(AGE)	CLUB	( ) TIME (
1	SVANSON, ANN	43	D.C. MASTERS	12:47.63
2	KING, KRISTINA	41	LOS ALTOS MASTERS	13:03.50
3	PRALL, WINIFRED	41	GEORGIA KILLER WHALES	13:31.79
4	BUCCINO, VICKI	43	UNATTACHED	13:39.49
5	PUCKETT, NANCY	40	UNATTACHED	14:08.81
6	MITCHELL, JEANNIE	42	UNATTACHED	14:27.45
7	SACHS, SARA	43	CINCINNATI PEPSI MARLI	15:09.58

## EVENT # 3: 40-44 WOMEN 1650 YD FREESTYLE

#	SWIMMER'S NAME	(AGE)	CLUB	( ) TIME (
1	PETERSON, SALLY	42	SIERRA NEVADA MASTERS	21:15.27
2	ECKER, KAETI	42	INDUSTRY HILLS AQUATIC	21:56.10
3	PAGE, ANNE	41	NEW ENGLAND MASTERS	22:08.56
4	ZIMMET, CHRISTINE	41	EMPIRE ST MASTERS SWIM	22:36.52
5	BROWNSTEIN, LYNN	42	ST. PETERSBURG MASTERS	22:59.21
6	LEVICKAS, SUSAN	41	MARYLAND MASTERS	23:16.50
7	POHLMANN, MARY	44	LINCOLN MASTERS	23:18.62
8	ASHWORTH, TRUDY	42	WOODLANDS MASTERS	24:22.73
9	BIBY, CHRISTINE	41	HEARTLAND MASTERS	28:42.45

**AV-MED  
HEALTH PLAN**

A DIVISION OF SANTA FE HEALTHCARE





**USMS National Short Course Championships  
Final Results**

**EVENT # 9: 40-44 WOMEN 50 YD BACKSTROKE**

#	SWIMMER'S NAME	(AGE)	CLUB	( ) TIME (
1	STRICKLAND, DALE	41	EMPIRE ST MASTERS SWIM	31.75
2	CORMAN, JULIE	40	HUSKY MASTERS	32.07
3	POHLMANN, MARY	44	LINCOLN MASTERS	33.60
4	BRAND, JAN	43	D.C. MASTERS	35.31
5	CRANMER, RICHALIE	43	ROCKY MOUNTAIN MASTERS	36.15
6	PARKER, MARY	41	D.C. MASTERS	37.18
7	BURFEIND, BETTY	42	LINCOLN MASTERS	37.70
8	BAKER, GEORGIANA	42	EMPIRE ST MASTERS SWIM	39.58
9	VAN ROYEN, SUSAN	44	TEAM ORLANDO MASTERS	40.14
10	BALES, LINA	41	MISSION BAY MAKOS	40.47
11	HENNE, DOROTHIANNE	41	SOUTHERN CALIFORNIA AQ	40.89
12	PRICE, LOURDES	42	MECKLENBURG AQUATIC CL	42.34
13	DeVRY, GAYANNE	43	LONGHORN AQUATICS	43.65
14	THOMPSON, SALLIE	40	MICHIGAN MASTERS	44.64

**EVENT # 37: 40-44 WOMEN 100 YD BACKSTROKE**

#	SWIMMER'S NAME	(AGE)	CLUB	( ) TIME (
1	MARTIN, MARTHA	40	TEAM ORLANDO MASTERS	1:07.75
2	STRICKLAND, DALE	41	EMPIRE ST MASTERS SWIM	1:07.97
3	CORMAN, JULIE	40	HUSKY MASTERS	1:11.06
4	POHLMANN, MARY	44	LINCOLN MASTERS	1:15.21
5	MITCHELL, JEANNIE	42	UNATTACHED	1:16.73
6	CRANMER, RICHALIE	43	ROCKY MOUNTAIN MASTERS	1:20.19
7	GALLAGHER, PEGGY	41	VALLEY FORGE MASTERS	1:22.05
8	BURFEIND, BETTY	42	LINCOLN MASTERS	1:23.55
9	HENNE, DOROTHIANNE	41	SOUTHERN CALIFORNIA AQ	1:25.95
10	VAN ROYEN, SUSAN	44	TEAM ORLANDO MASTERS	1:28.57
11	BAKER, GEORGIANA	42	EMPIRE ST MASTERS SWIM	1:28.84
12	THOMPSON, SALLIE	40	MICHIGAN MASTERS	1:42.23

**EVENT # 19: 40-44 WOMEN 200 YD BACKSTROKE**

#	SWIMMER'S NAME	(AGE)	CLUB	( ) TIME (
1	CHIDESTER, CAROL	44	CHESAPEAKE MASTERS	2:29.18
2	STRICKLAND, DALE	41	EMPIRE ST MASTERS SWIM	2:29.75
3	CORMAN, JULIE	40	HUSKY MASTERS	2:36.08
4	POHLMANN, MARY	44	LINCOLN MASTERS	2:41.11
5	ZIMMET, CHRISTINE	41	EMPIRE ST MASTERS SWIM	2:45.13
6	MITCHELL, JEANNIE	42	UNATTACHED	2:47.30
7	MURPHY-SHERMAN, JANE	44	EMPIRE ST MASTERS SWIM	2:48.18
8	ECKER, KAETI	42	INDUSTRY HILLS AQUATIC	2:50.34
9	SWANSON, ANN	43	D.C. MASTERS	2:52.56
10	CRANMER, RICHALIE	43	ROCKY MOUNTAIN MASTERS	2:54.17
11	BURFEIND, BETTY	42	LINCOLN MASTERS	2:55.53
12	BAKER, GEORGIANA	42	EMPIRE ST MASTERS SWIM	3:06.89
13	PARKER, MARY	41	D.C. MASTERS	3:07.25
14	HENNE, DOROTHIANNE	41	SOUTHERN CALIFORNIA AQ	3:13.86

**EVENT # 35: 40-44 WOMEN 50 YD BREASTSTROKE**

#	SWIMMER'S NAME	(AGE)	CLUB	( ) TIME (
1	BOAK, CAROLYN	44	LOS ALTOS MASTERS	34.25
2	SLIMAK, CHRISTIE	41	CONNECTICUT MASTERS	34.66
3	PETERSON, SALLY	42	SIERRA NEVADA MASTERS	36.42
4	DUNNE, CAROL	41	BOCA RATON MASTERS	36.43
5	WILSON, MEEGAN	40	F.A.S.T.	36.63
6	RAMANAUSKAS, MARGE	43	MARYLAND MASTERS	36.67
7	CARTEE, LYNN	42	SUNCOAST MASTERS	36.95
8	LEVICKAS, SUSAN	41	MARYLAND MASTERS	38.20
9	MURPHY-SHERMAN, JANE	44	EMPIRE ST MASTERS SWIM	39.13
10	RIMM, PATTI	42	BOCA RATON MASTERS	39.47
11	ASHWORTH, TRUDY	42	WOODLANDS MASTERS	39.99
12	BRAND, JAN	43	D.C. MASTERS	40.07
13	ZULLO, JOAN	40	EMPIRE ST MASTERS SWIM	41.23
14	POTTER, PENNY	41	TEAM ORLANDO MASTERS	41.80
15	NIGHTSWONGER, DIANA	41	SPACE COAST MASTERS	43.16
16	LINDSEY, MAUREEN	42	D.C. MASTERS	46.78

**EVENT # 21: 40-44 WOMEN 100 YD BREASTSTROKE**

#	SWIMMER'S NAME	(AGE)	CLUB	( ) TIME (
1	BOAK, CAROLYN	44	LOS ALTOS MASTERS	1:14.06
2	SLIMAK, CHRISTIE	41	CONNECTICUT MASTERS	1:15.98
3	WILSON, MEEGAN	40	F.A.S.T.	1:19.69
4	RAMANAUSKAS, MARGE	43	MARYLAND MASTERS	1:20.17
5	CARTEE, LYNN	42	SUNCOAST MASTERS	1:20.30
6	WILLIAMSON, FRANCINE	41	GEORGIA KILLER WHALES	1:20.35
7	PETERSON, SALLY	42	SIERRA NEVADA MASTERS	1:20.89
8	DUNNE, CAROL	41	BOCA RATON MASTERS	1:21.18
9	BOLLS, HANNA	44	AMTV HAMBURG ( )	1:22.97
10	LEVICKAS, SUSAN	41	MARYLAND MASTERS	1:23.56
11	MURPHY-SHERMAN, JANE	44	EMPIRE ST MASTERS SWIM	1:24.24
12	WATSON, JESSIE	43	GREATER PENSACOLA	1:26.80
13	BRAND, JAN	43	D.C. MASTERS	1:27.67
14	ASHWORTH, TRUDY	42	WOODLANDS MASTERS	1:28.78
15	ZULLO, JOAN	40	EMPIRE ST MASTERS SWIM	1:31.61
16	POTTER, PENNY	41	TEAM ORLANDO MASTERS	1:33.93
17	LINDSEY, MAUREEN	42	D.C. MASTERS	1:43.75

**EVENT # 5: 40-44 WOMEN 200 YD BREASTSTROKE**

#	SWIMMER'S NAME	(AGE)	CLUB	( ) TIME (
1	BOAK, CAROLYN	44	LOS ALTOS MASTERS	2:45.34
2	RAMANAUSKAS, MARGE	43	MARYLAND MASTERS	2:54.62
3	WILSON, MEEGAN	40	F.A.S.T.	2:56.37
4	WILLIAMSON, FRANCINE	41	GEORGIA KILLER WHALES	2:57.18
5	CARTEE, LYNN	42	SUNCOAST MASTERS	2:57.53
6	SCHAFFER, SUSAN	41	D.C. MASTERS	2:57.78
7	MURPHY-SHERMAN, JANE	44	EMPIRE ST MASTERS SWIM	2:58.55
8	DUNNE, CAROL	41	BOCA RATON MASTERS	3:01.66
9	LEVICKAS, SUSAN	41	MARYLAND MASTERS	3:02.44
10	BOLLS, HANNA	44	AMTV HAMBURG ( )	3:08.44
11	WATSON, JESSIE	43	GREATER PENSACOLA	3:10.25
12	ASHWORTH, TRUDY	42	WOODLANDS MASTERS	3:15.87
13	ZULLO, JOAN	40	EMPIRE ST MASTERS SWIM	3:17.43
14	RIMM, PATTI	42	BOCA RATON MASTERS	3:20.48

**EVENT # 39: 40-44 WOMEN 50 YD BUTTERFLY**

#	SWIMMER'S NAME	(AGE)	CLUB	( ) TIME (
1	MARTIN, MARTHA	40	TEAM ORLANDO MASTERS	27.92
2	STRICKLAND, DALE	41	EMPIRE ST MASTERS SWIM	29.40
3	JOHNSON, LUCY	41	BELMONT SHORE	29.80
4	WHITE, SUSAN	42	HOLMES LUMBER JAX	30.58
5	TENDY, SUE	40	NEW ENGLAND MASTERS	30.63
6	KENT, CAROLYN	43	INLAND EMPIRE MASTERS	31.19
7	SCHAFFER, SUSAN	41	D.C. MASTERS	32.78
8	CRANMER, RICHALIE	43	ROCKY MOUNTAIN MASTERS	32.83
9	WATSON, JESSIE	43	GREATER PENSACOLA	35.18
10	KARSTENS, LYDIA	40	ROCKY MOUNTAIN MASTERS	35.84
11	NIGHTSWONGER, DIANA	41	SPACE COAST MASTERS	38.25
12	RIMM, PATTI	42	BOCA RATON MASTERS	40.26
13	BIBY, CHRISTINE	41	HEARTLAND MASTERS	43.94

**EVENT # 7: 40-44 WOMEN 100 YD BUTTERFLY**

#	SWIMMER'S NAME	(AGE)	CLUB	( ) TIME (
1	MARTIN, MARTHA	40	TEAM ORLANDO MASTERS	1:03.56
2	STRICKLAND, DALE	41	EMPIRE ST MASTERS SWIM	1:06.40
3	CHIDESTER, CAROL	44	CHESAPEAKE MASTERS	1:06.91
4	JOHNSON, LUCY	41	BELMONT SHORE	1:07.34
5	SCHAFFER, SUSAN	41	D.C. MASTERS	1:11.49
6	KENT, CAROLYN	43	INLAND EMPIRE MASTERS	1:12.03
7	DILLS, SUZANNE	44	PACIFIC NORTHWEST	1:14.02
8	KING, KRISTINA	41	LOS ALTOS MASTERS	1:14.53
9	CRANMER, RICHALIE	43	ROCKY MOUNTAIN MASTERS	1:14.62
10	POHLMANN, MARY	44	LINCOLN MASTERS	1:14.91
11	PRALL, WINIFRED	41	GEORGIA KILLER WHALES	1:19.25
12	BROWNSTEIN, LYNN	42	ST. PETERSBURG MASTERS	1:23.27
13	KARSTENS, LYDIA	40	ROCKY MOUNTAIN MASTERS	1:24.54
14	RIMM, PATTI	42	BOCA RATON MASTERS	1:40.91

**USMS National Short Course Championships  
Final Results**

EVENT # 25: 40-44 WOMEN 200 YD BUTTERFLY

#	SWIMMER'S NAME	( AGE )	CLUB	( ) TIME (
1	CHIDESTER, CAROL	44	CHESAPEAKE MASTERS	2:33.28
2	SCHAFFER, SUSAN	41	D.C. MASTERS	2:37.07
3	KENT, CAROLYN	43	INLAND EMPIRE MASTERS	2:42.76
4	WILLIAMSON, FRANCINE	41	GEORGIA KILLER WHALES	2:43.59
5	KING, KRISTINA	41	LOS ALTOS MASTERS	2:49.17
6	ZIMMET, CHRISTINE	41	EMPIRE ST MASTERS SWIM	2:50.04
7	POHLMANN, MARY	44	LINCOLN MASTERS	2:50.90
8	CRANMER, RICHALIE	43	ROCKY MOUNTAIN MASTERS	2:58.35
9	PRALL, WINIFRED	41	GEORGIA KILLER WHALES	2:58.78
10	BROWNSTEIN, LYNN	42	ST. PETERSBURG MASTERS	3:04.26
11	KARSTENS, LYDIA	40	ROCKY MOUNTAIN MASTERS	3:12.30

11	BROWNSTEIN, LYNN
12	BUCCINO, VICKI
13	KARSTENS, LYDIA

42	ST. PETERSBURG MASTERS	6:16.19
43	UNATTACHED	6:36.32
40	ROCKY MOUNTAIN MASTERS	6:46.44

EVENT # 27: 40-44 WOMEN 100 YD INDIVIDUAL MEDLEY

#	SWIMMER'S NAME	( AGE )	CLUB	( ) TIME (
1	MARTIN, MARTHA	40	TEAM ORLANDO MASTERS	1:04.30
2	BOAK, CAROLYN	44	LOS ALTOS MASTERS	1:07.02
3	WHITE, SUSAN	42	HOLMES LUMBER JAX	1:09.66
4	SLIMAK, CHRISTIE	41	CONNECTICUT MASTERS	1:10.63
5	WILLIAMSON, FRANCINE	41	GEORGIA KILLER WHALES	1:11.93
6	CARTEE, LYNN	42	SUNCOAST MASTERS	1:11.98
7	RAMANAUSKAS, MARGE	43	MARYLAND MASTERS	1:12.45
8	PAGE, ANNE	41	NEW ENGLAND MASTERS	1:13.95
9	DILLS, SUZANNE	44	PACIFIC NORTHWEST	1:14.72
10	TENDY, SUE	40	NEW ENGLAND MASTERS	1:15.42
11	BRAND, JAN	43	D.C. MASTERS	1:15.71
12	KENT, CAROLYN	43	INLAND EMPIRE MASTERS	1:16.37
13	BOLLS, HANNA	44	AMTV HAMBURG ( )	1:17.11
14	MURPHY-SHERMAN, JANE	44	EMPIRE ST MASTERS SWIM	1:17.13
15	BURFEIND, BETTY	42	LINCOLN MASTERS	1:17.38
16	DUNNE, CAROL	41	BOCA RATON MASTERS	1:17.49
17	WATSON, JESSIE	43	GREATER PENSACOLA	1:19.15
18	WILSON, MEEGAN	40	F.A.S.T.	1:20.21
19	VAN ROYEN, SUSAN	44	TEAM ORLANDO MASTERS	1:21.30
20	GALLAGHER, PEGGY	41	VALLEY FORGE MASTERS	1:24.75
21	HIGHSWONGER, DIANA	41	SPACE COAST MASTERS	1:25.94
22	BALES, LINA	41	MISSION BAY MAKOS	1:29.96
23	BAKER, GEORGIANA	42	EMPIRE ST MASTERS SWIM	1:30.49
24	BIBY, CHRISTINE	41	HEARTLAND MASTERS	1:32.55

EVENT # 13: 40-44 WOMEN 200 YD INDIVIDUAL MEDLEY

#	SWIMMER'S NAME	( AGE )	CLUB	( ) TIME (
1	CHIDESTER, CAROL	44	CHESAPEAKE MASTERS	2:26.99
2	JOHNSON, LUCY	41	BELMONT SHORE	2:34.90
3	WILLIAMSON, FRANCINE	41	GEORGIA KILLER WHALES	2:37.26
4	RAMANAUSKAS, MARGE	43	MARYLAND MASTERS	2:40.40
5	DILLS, SUZANNE	44	PACIFIC NORTHWEST	2:40.61
6	CARTEE, LYNN	42	SUNCOAST MASTERS	2:41.49
7	KENT, CAROLYN	43	INLAND EMPIRE MASTERS	2:43.88
8	MURPHY-SHERMAN, JANE	44	EMPIRE ST MASTERS SWIM	2:45.43
9	BURFEIND, BETTY	42	LINCOLN MASTERS	2:47.21
10	ECKER, KAETI	42	INDUSTRY HILLS AQUATIC	2:48.59
11	MITCHELL, JEANNIE	42	UNATTACHED	2:53.46
12	BROWNSTEIN, LYNN	42	ST. PETERSBURG MASTERS	2:59.22
13	WATSON, JESSIE	43	GREATER PENSACOLA	2:59.32
14	KARSTENS, LYDIA	40	ROCKY MOUNTAIN MASTERS	3:03.25
15	RIMM, PATTI	42	BOCA RATON MASTERS	3:14.79

EVENT # 43: 40-44 WOMEN 400 YD INDIVIDUAL MEDLEY

#	SWIMMER'S NAME	( AGE )	CLUB	( ) TIME (
1	JOHNSON, LUCY	41	BELMONT SHORE	5:34.74
2	SCHAFFER, SUSAN	41	D.C. MASTERS	5:37.22
3	DILLS, SUZANNE	44	PACIFIC NORTHWEST	5:42.62
4	WILLIAMSON, FRANCINE	41	GEORGIA KILLER WHALES	5:42.69
5	RAMANAUSKAS, MARGE	43	MARYLAND MASTERS	5:44.26
6	KENT, CAROLYN	43	INLAND EMPIRE MASTERS	5:44.85
7	CARTEE, LYNN	42	SUNCOAST MASTERS	5:45.64
8	SLIMAK, CHRISTIE	41	CONNECTICUT MASTERS	5:49.29
9	SVANSON, ANN	43	D.C. MASTERS	5:54.36
10	ECKER, KAETI	42	INDUSTRY HILLS AQUATIC	6:03.70



**USMS National Short Course Championships  
Final Results**

**EVENT # 23: 45-49 WOMEN 50 YD FREESTYLE**

#	SWIMMER'S NAME	(AGE)	CLUB	( ) TIME (
1	TODD, DIANA	45	WESTSIDE MASTERS	26.85
2	RIDOUT, NANCY	47	TAMALPAIS AQUATIC	27.44
3	REED, JUDY	45	ROCKY MOUNTAIN MASTERS	28.21
4	DAVID, IRENE	45	LINCOLN MASTERS	28.63
5	PROEBSTING, ARLENE	46	LOS ALTOS MASTERS	28.82
6	HOYT, BARBARA	45	SAWMILL ATHLETIC CLUB	29.12
7	HOELLEN, BARBARA	46	HOLMES LUMBER JAX	29.23
8	FRANK, CATHY	46	VERMONT MASTERS	29.31
9	MURPHY, JACKIE	45	VALLEY FORGE MASTERS	29.50
10	LAMBKE, JAYNE	49	ST. PETERSBURG MASTERS	29.54
11	KIRKENDALL, NANCY	46	D.C. MASTERS	29.55
12	LUMPKIN, MARILYN	45	MARYLAND MASTERS	29.96
13	DONNOVIN, ANNE	47	ULTRA SWIM MASTERS	30.52
14	CHRISTIANSEN, LYNDA	45	GREEN MOUNTAIN MASTERS	33.63
15	CARON, AAGJE	47	NEW ENGLAND MASTERS	34.22
16	MALKIN, MARNY	47	GOLD COAST MASTERS	36.83
17	KESSLER, KITTY	46	EMPIRE ST MASTERS SWIM	38.60
18	LYNDON, ISABEL	49	NEW ENGLAND MASTERS	39.38
19	TREVISON, ELLIE	46	JERSEY MASTERS	41.07
20	CLING, B. J.	45	EMPIRE ST MASTERS SWIM	42.20
21	PRITCHETT, JEAN	48	SACRAMENTO MASTERS	42.49
22	ATCHLEY, PATRICIA	45	MISSION BAY MAKOS	44.79

**EVENT # 11: 45-49 WOMEN 100 YD FREESTYLE**

#	SWIMMER'S NAME	(AGE)	CLUB	( ) TIME (
1	TODD, DIANA	45	WESTSIDE MASTERS	58.33
2	RIDOUT, NANCY	47	TAMALPAIS AQUATIC	1:00.51
3	REED, JUDY	45	ROCKY MOUNTAIN MASTERS	1:03.15
4	MURPHY, JACKIE	45	VALLEY FORGE MASTERS	1:03.99
5	LAMBKE, JAYNE	49	ST. PETERSBURG MASTERS	1:04.59
6	KIRKENDALL, NANCY	46	D.C. MASTERS	1:04.93
7	DAVID, IRENE	45	LINCOLN MASTERS	1:05.35
8	HOYT, BARBARA	45	SAWMILL ATHLETIC CLUB	1:05.53
9	LUMPKIN, MARILYN	45	MARYLAND MASTERS	1:06.17
10	RADEMAKER, SPERRY	49	TAMALPAIS AQUATIC	1:06.49
11	PROEBSTING, ARLENE	46	LOS ALTOS MASTERS	1:07.23
12	KOGER, JEANNE	45	RALEIGH AREA MASTERS	1:09.83
13	DONNOVIN, ANNE	47	ULTRA SWIM MASTERS	1:11.84
14	CHRISTIANSEN, LYNDA	45	GREEN MOUNTAIN MASTERS	1:15.47
15	CARON, AAGJE	47	NEW ENGLAND MASTERS	1:16.70
16	SHOCKRO, ELLEN	46	CAL TECH PAC MASTERS	1:24.36
17	KESSLER, KITTY	46	EMPIRE ST MASTERS SWIM	1:29.27
18	PRITCHETT, JEAN	48	SACRAMENTO MASTERS	1:34.00
19	LYNDON, ISABEL	49	NEW ENGLAND MASTERS	1:34.37
20	SALZER, BETTY	46	CONNECTICUT MASTERS	1:34.85
21	TREVISON, ELLIE	46	JERSEY MASTERS	1:37.64

**EVENT # 33: 45-49 WOMEN 200 YD FREESTYLE**

#	SWIMMER'S NAME	(AGE)	CLUB	( ) TIME (
1	MUELLER, ARDETH	47	ST. LOUIS AREA MASTERS	2:10.33
2	RIDOUT, NANCY	47	TAMALPAIS AQUATIC	2:18.43
3	LAMBKE, JAYNE	49	ST. PETERSBURG MASTERS	2:27.44
4	KIRKENDALL, NANCY	46	D.C. MASTERS	2:29.45
5	HOYT, BARBARA	45	SAWMILL ATHLETIC CLUB	2:31.38
6	DECKER, JUDY	46	VIRGINIA MASTERS	2:34.33
7	JACKSON, SANDRA	48	MISSION BAY MAKOS	2:34.39
8	KOGER, JEANNE	45	RALEIGH AREA MASTERS	2:40.40
9	BLACKWELL, CEIL	48	RALEIGH AREA MASTERS	2:46.52
10	PUDIM, MARY	49	ROCKY MOUNTAIN MASTERS	2:54.49
11	CARON, AAGJE	47	NEW ENGLAND MASTERS	2:55.06
12	PUSKAS, JOAN	48	BURLINGTON ( )	3:00.29
13	SING, CAROL	47	HEARTLAND MASTERS	3:05.58
14	RATTRAY, KATHRYN	49	CHURCHILL MASTERS ( )	3:07.31
15	WILKINS, RHEA	48	VIRGINIA MASTERS	3:22.10
16	STEER, SANDY	49	ST. PETERSBURG MASTERS	3:28.31
17	PRITCHETT, JEAN	48	SACRAMENTO MASTERS	3:33.18
18	TREVISON, ELLIE	46	JERSEY MASTERS	3:38.83

**EVENT # 31: 45-49 WOMEN 500 YD FREESTYLE**

#	SWIMMER'S NAME	(AGE)	CLUB	( ) TIME (
1	MUELLER, ARDETH	47	ST. LOUIS AREA MASTERS	5:49.93
2	RIDOUT, NANCY	47	TAMALPAIS AQUATIC	6:14.38
3	MALEY, MARYPAT	45	CINCINNATI PEPSI MARLI	6:36.81
4	JACKSON, SANDRA	48	MISSION BAY MAKOS	6:53.31
5	KOGER, JEANNE	45	RALEIGH AREA MASTERS	7:19.40
6	PUDIM, MARY	49	ROCKY MOUNTAIN MASTERS	7:42.13
7	PUSKAS, JOAN	48	BURLINGTON ( )	7:59.26
8	RATTRAY, KATHRYN	49	CHURCHILL MASTERS ( )	8:07.73
9	HORTON, MARY	46	DAVIS AQUATIC MASTERS	8:08.99
10	HANNAM, KAREN	48	D.C. MASTERS	8:20.80
11	WILKINS, RHEA	48	VIRGINIA MASTERS	8:43.11
12	WEYMAN, ARLENE	45	NIAGARA MASTERS	8:59.80
13	SALZER, BETTY	46	CONNECTICUT MASTERS	9:28.78
14	STEER, SANDY	49	ST. PETERSBURG MASTERS	9:36.23
15	TREVISON, ELLIE	46	JERSEY MASTERS	9:51.03

**EVENT # 1: 45-49 WOMEN 1000 YD FREESTYLE**

#	SWIMMER'S NAME	(AGE)	CLUB	( ) TIME (
1	MUELLER, ARDETH	47	ST. LOUIS AREA MASTERS	12:08.05
2	KATZ, JANE	46	EMPIRE ST MASTERS SWIM	12:54.54
3	JACKSON, SANDRA	48	MISSION BAY MAKOS	13:56.99
4	FRANK, CATHY	46	VERMONT MASTERS	14:18.31
5	PUSKAS, JOAN	48	BURLINGTON ( )	16:41.66
6	RATTRAY, KATHRYN	49	CHURCHILL MASTERS ( )	16:45.66
7	HANNAM, KAREN	48	D.C. MASTERS	17:12.47
8	WEYMAN, ARLENE	45	NIAGARA MASTERS	18:06.59
9	WILKINS, RHEA	48	VIRGINIA MASTERS	18:26.02
10	KESSLER, KITTY	46	EMPIRE ST MASTERS SWIM	18:46.82
11	STEER, SANDY	49	ST. PETERSBURG MASTERS	19:01.08
12	SALZER, BETTY	46	CONNECTICUT MASTERS	19:33.60
13	TREVISON, ELLIE	46	JERSEY MASTERS	19:59.20

**EVENT # 3: 45-49 WOMEN 1650 YD FREESTYLE**

#	SWIMMER'S NAME	(AGE)	CLUB	( ) TIME (
1	MALEY, MARYPAT	45	CINCINNATI PEPSI MARLI	22:13.56
2	SHOCKRO, ELLEN	46	CAL TECH PAC MASTERS	26:18.11
3	PUDIM, MARY	49	ROCKY MOUNTAIN MASTERS	26:23.71
4	HORTON, MARY	46	DAVIS AQUATIC MASTERS	27:16.34
5	SING, CAROL	47	HEARTLAND MASTERS	27:26.57

**EVENT # 9: 45-49 WOMEN 50 YD BACKSTROKE**

#	SWIMMER'S NAME	(AGE)	CLUB	( ) TIME (
1	BENNETT, BETTY	45	LINCOLN MASTERS	33.05
2	FRID, BARBARA	47	OREGON MASTERS	35.17
3	KIRKENDALL, NANCY	46	D.C. MASTERS	35.45
4	REED, JUDY	45	ROCKY MOUNTAIN MASTERS	35.83
5	KATZ, JANE	46	EMPIRE ST MASTERS SWIM	36.01
6	HOYT, BARBARA	45	SAWMILL ATHLETIC CLUB	36.13
7	HOELLEN, BARBARA	46	HOLMES LUMBER JAX	36.70
8	BLACKWELL, CEIL	48	RALEIGH AREA MASTERS	37.42
9	DURRANT, BETSY	47	VIRGINIA MASTERS	37.54
10	DONNOVIN, ANNE	47	ULTRA SWIM MASTERS	37.63
11	PROEBSTING, ARLENE	46	LOS ALTOS MASTERS	39.48
12	CHRISTIANSEN, LYNDA	45	GREEN MOUNTAIN MASTERS	42.25
13	LYNDON, ISABEL	49	NEW ENGLAND MASTERS	43.27
14	KESSLER, KITTY	46	EMPIRE ST MASTERS SWIM	45.59
15	MALKIN, MARNY	47	GOLD COAST MASTERS	46.84
16	WILKINS, RHEA	48	VIRGINIA MASTERS	49.09
17	BELLEM, ANNEMARIE	49	ADIRONDACK MASTERS	49.17
18	SALZER, BETTY	46	CONNECTICUT MASTERS	50.39

**USMS National Short Course Championships  
Final Results**

**EVENT # 37: 45-49 WOMEN 100 YD BACKSTROKE**

#	SWIMMER'S NAME	(AGE)	CLUB	( ) TIME (
1	BENNETT, BETTY	45	LINCOLN MASTERS	1:12.21
2	FRID, BARBARA	47	OREGON MASTERS	1:17.97
3	REED, JUDY	45	ROCKY MOUNTAIN MASTERS	1:20.02
4	KIRKENDALL, NANCY	46	D.C. MASTERS	1:20.47
5	DURRANT, BETSY	47	VIRGINIA MASTERS	1:22.13
6	BLACKWELL, CEIL	48	RALEIGH AREA MASTERS	1:24.03
7	DONNOVIN, ANNE	47	ULTRA SWIM MASTERS	1:25.54
8	PROBSTING, ARLENE	46	LOS ALTOS MASTERS	1:29.37
9	CHRISTIANSEN, LYNDA	45	GREEN MOUNTAIN MASTERS	1:34.44
10	RATTRAY, KATHRYN	49	CHURCHILL MASTERS ( )	1:37.30
11	LYNDON, ISABEL	49	NEW ENGLAND MASTERS	1:40.52
12	KESSLER, KITTY	46	EMPIRE ST MASTERS SWIM	1:42.04
13	MALKIN, MARNY	47	GOLD COAST MASTERS	1:46.05
14	SALZER, BETTY	46	CONNECTICUT MASTERS	1:48.16

**EVENT # 19: 45-49 WOMEN 200 YD BACKSTROKE**

#	SWIMMER'S NAME	(AGE)	CLUB	( ) TIME (
1	BENNETT, BETTY	45	LINCOLN MASTERS	2:38.54
2	KATZ, JANE	46	EMPIRE ST MASTERS SWIM	2:45.74
3	FRID, BARBARA	47	OREGON MASTERS	2:50.10
4	KIRKENDALL, NANCY	46	D.C. MASTERS	2:55.74
5	CARLSON, SUZY	47	SUNCOAST MASTERS	2:57.89
6	BLACKWELL, CEIL	48	RALEIGH AREA MASTERS	2:59.54
7	DURRANT, BETSY	47	VIRGINIA MASTERS	3:02.57
8	CHRISTIANSEN, LYNDA	45	GREEN MOUNTAIN MASTERS	3:28.90
9	SING, CAROL	47	HEARTLAND MASTERS	3:38.13
10	KESSLER, KITTY	46	EMPIRE ST MASTERS SWIM	3:45.09

**EVENT # 35: 45-49 WOMEN 50 YD BREASTSTROKE**

#	SWIMMER'S NAME	(AGE)	CLUB	( ) TIME (
1	TODD, DIANA	45	WESTSIDE MASTERS	34.46
2	MURPHY, JACKIE	45	VALLEY FORGE MASTERS	36.65
3	LUMPKIN, MARILYN	45	MARYLAND MASTERS	36.81
4	FRANK, CATHY	46	VERMONT MASTERS	37.26
5	DECKER, JUDY	46	VIRGINIA MASTERS	37.40
6	DURRANT, BETSY	47	VIRGINIA MASTERS	39.38
7	CARON, AAGJE	47	NEW ENGLAND MASTERS	42.96
8	SING, CAROL	47	HEARTLAND MASTERS	43.73
9	BELLEM, ANNEMARIE	49	ADIRONDACK MASTERS	43.97
10	PRITCHETT, JEAN	48	SACRAMENTO MASTERS	45.85
11	MALKIN, MARNY	47	GOLD COAST MASTERS	46.72
12	HANNAM, KAREN	48	D.C. MASTERS	47.24
13	CLING, B. J.	45	EMPIRE ST MASTERS SWIM	47.97
14	STEER, SANDY	49	ST. PETERSBURG MASTERS	48.33
15	LYNDON, ISABEL	49	NEW ENGLAND MASTERS	55.88
16	ATCHLEY, PATRICIA	45	MISSION BAY MAKOS	1:01.82

**EVENT # 21: 45-49 WOMEN 100 YD BREASTSTROKE**

#	SWIMMER'S NAME	(AGE)	CLUB	( ) TIME (
1	MURPHY, JACKIE	45	VALLEY FORGE MASTERS	1:19.36
2	LUMPKIN, MARILYN	45	MARYLAND MASTERS	1:21.35
3	FRID, BARBARA	47	OREGON MASTERS	1:22.16
4	FRANK, CATHY	46	VERMONT MASTERS	1:22.53
5	DECKER, JUDY	46	VIRGINIA MASTERS	1:23.56
6	DURRANT, BETSY	47	VIRGINIA MASTERS	1:25.47
7	KOGER, JEANNE	45	RALEIGH AREA MASTERS	1:28.26
8	CARON, AAGJE	47	NEW ENGLAND MASTERS	1:35.07
9	BELLEM, ANNEMARIE	49	ADIRONDACK MASTERS	1:36.55
10	SING, CAROL	47	HEARTLAND MASTERS	1:37.52
11	PRITCHETT, JEAN	48	SACRAMENTO MASTERS	1:38.17
12	CLING, B. J.	45	EMPIRE ST MASTERS SWIM	1:43.23
13	HANNAM, KAREN	48	D.C. MASTERS	1:44.13
14	WILKINS, RHEA	48	VIRGINIA MASTERS	1:44.26
15	MALKIN, MARNY	47	GOLD COAST MASTERS	1:44.35
16	STEER, SANDY	49	ST. PETERSBURG MASTERS	1:45.60

**EVENT # 5: 45-49 WOMEN 200 YD BREASTSTROKE**

#	SWIMMER'S NAME	(AGE)	CLUB	( ) TIME (
1	MURPHY, JACKIE	45	VALLEY FORGE MASTERS	2:54.07
2	LUMPKIN, MARILYN	45	MARYLAND MASTERS	2:56.04
3	FRANK, CATHY	46	VERMONT MASTERS	3:05.33
4	DURRANT, BETSY	47	VIRGINIA MASTERS	3:06.56
5	CARON, AAGJE	47	NEW ENGLAND MASTERS	3:22.64
6	PUDIN, MARY	49	ROCKY MOUNTAIN MASTERS	3:23.50
7	JACKSON, SANDRA	48	MISSION BAY MAKOS	3:23.77
8	BELLEM, ANNEMARIE	49	ADIRONDACK MASTERS	3:28.84
9	PRITCHETT, JEAN	48	SACRAMENTO MASTERS	3:30.47
10	SING, CAROL	47	HEARTLAND MASTERS	3:32.60
11	STEER, SANDY	49	ST. PETERSBURG MASTERS	3:49.09
12	WILKINS, RHEA	48	VIRGINIA MASTERS	3:49.97
13	MALKIN, MARNY	47	GOLD COAST MASTERS	4:01.02
14	MALEY, MARYPAT	45	CINCINNATI PEPSI MARLI DO	
16	HANNAM, KAREN	48	D.C. MASTERS	DO

**EVENT # 39: 45-49 WOMEN 50 YD BUTTERFLY**

#	SWIMMER'S NAME	(AGE)	CLUB	( ) TIME (
1	TODD, DIANA	45	WESTSIDE MASTERS	28.78
2	RIDOUT, NANCY	47	TAMALPAIS AQUATIC	30.87
3	DAVID, IRENE	45	LINCOLN MASTERS	30.92
4	REED, JUOY	45	ROCKY MOUNTAIN MASTERS	31.02
5	HOELLEN, BARBARA	46	HOLMES LUMBER JAX	31.17
6	FRID, BARBARA	47	OREGON MASTERS	32.15
7	LAMBKE, JAYNE	49	ST. PETERSBURG MASTERS	32.73
8	RADEMAKER, SPERRY	49	TAMALPAIS AQUATIC	33.23
9	KATZ, JANE	46	EMPIRE ST MASTERS SWIM	33.74
10	HOYT, BARBARA	45	SAWMILL ATHLETIC CLUB	33.95
11	DECKER, JUDY	46	VIRGINIA MASTERS	34.13
12	PUDIN, MARY	49	ROCKY MOUNTAIN MASTERS	37.66
13	DONNOVIN, ANNE	47	ULTRA SWIM MASTERS	38.18
14	RATTRAY, KATHRYN	49	CHURCHILL MASTERS ( )	40.26

**EVENT # 7: 45-49 WOMEN 100 YD BUTTERFLY**

#	SWIMMER'S NAME	(AGE)	CLUB	( ) TIME (
1	MUELLER, ARDETH	47	ST. LOUIS AREA MASTERS	1:03.95
2	HOELLEN, BARBARA	46	HOLMES LUMBER JAX	1:11.32
3	DAVID, IRENE	45	LINCOLN MASTERS	1:12.39
4	RADEMAKER, SPERRY	49	TAMALPAIS AQUATIC	1:15.37
5	LAMBKE, JAYNE	49	ST. PETERSBURG MASTERS	1:17.90
6	KOGER, JEANNE	45	RALEIGH AREA MASTERS	1:20.04
7	SHOCKRO, ELLEN	46	CAL TECH PAC MASTERS	1:50.75
8	HORTON, MARY	46	DAVIS AQUATIC MASTERS	1:57.37

**EVENT # 25: 45-49 WOMEN 200 YD BUTTERFLY**

#	SWIMMER'S NAME	(AGE)	CLUB	( ) TIME (
1	MUELLER, ARDETH	47	ST. LOUIS AREA MASTERS	2:23.45
2	HOELLEN, BARBARA	46	HOLMES LUMBER JAX	2:49.04
3	RADEMAKER, SPERRY	49	TAMALPAIS AQUATIC	2:51.69
4	DAVID, IRENE	45	LINCOLN MASTERS	2:56.64
5	MALEY, MARYPAT	45	CINCINNATI PEPSI MARLI	3:17.66
6	HORTON, MARY	46	DAVIS AQUATIC MASTERS	4:01.07
7	CARLSON, SUZY	47	SUNCOAST MASTERS	DO

May 4-7, 1989  
 USMS National Short Course Championships  
 Final Results

Mission Bay, Boca Raton, Florida

EVENT # 27: 45-49 WOMEN 100 YD INDIVIDUAL MEDLEY

#	SWIMMER'S NAME	( AGE )	CLUB	( ) TIME (
1	TODD, DIANA	45	WESTSIDE MASTERS	1:08.07
2	BENNETT, BETTY	45	LINCOLN MASTERS	1:11.88
3	RIDOUT, NANCY	47	TAMALPAIS AQUATIC	1:12.29
4	MURPHY, JACKIE	45	VALLEY FORGE MASTERS	1:14.57
5	LUMPKIN, MARILYN	45	MARYLAND MASTERS	1:15.26
6	FRID, BARBARA	47	OREGON MASTERS	1:15.34
7	HOYT, BARBARA	45	SAWMILL ATHLETIC CLUB	1:16.22
8	REED, JUDY	45	ROCKY MOUNTAIN MASTERS	1:16.56
8	LAMBKE, JAYNE	49	ST. PETERSBURG MASTERS	1:16.56
10	DECKER, JUDY	46	VIRGINIA MASTERS	1:17.06
11	FRANK, CATHY	46	VERMONT MASTERS	1:18.41
12	RADEMAKER, SPERRY	49	TAMALPAIS AQUATIC	1:19.89
13	DONNOVIN, ANNE	47	ULTRA SWIM MASTERS	1:20.47
14	BLACKWELL, CEIL	48	RALEIGH AREA MASTERS	1:20.68
15	KOGER, JEANNE	45	RALEIGH AREA MASTERS	1:20.75
16	PROEBSTING, ARLENE	46	LOS ALTOS MASTERS	1:22.90
17	PUDIM, MARY	49	ROCKY MOUNTAIN MASTERS	1:25.50
18	CHRISTIANSEN, LYNDA	45	GREEN MOUNTAIN MASTERS	1:26.82
19	BELLEM, ANNEMARIE	49	ADIRONDACK MASTERS	1:40.81
20	SALZER, BETTY	46	CONNECTICUT MASTERS	1:55.99
21	ATCHLEY, PATRICIA	45	MISSION BAY MAKOS	1:59.66

EVENT # 13: 45-49 WOMEN 200 YD INDIVIDUAL MEDLEY

#	SWIMMER'S NAME	( AGE )	CLUB	( ) TIME (
1	BENNETT, BETTY	45	LINCOLN MASTERS	2:38.74
2	KATZ, JANE	46	EMPIRE ST MASTERS SWIM	2:45.58
3	MALEY, MARYPAT	45	CINCINNATI PEPSI MARLI	2:59.37
4	BLACKWELL, CEIL	48	RALEIGH AREA MASTERS	2:59.76
5	JACKSON, SANDRA	48	MISSION BAY MAKOS	3:05.76
6	HANNAM, KAREN	48	D.C. MASTERS	3:50.34

EVENT # 43: 45-49 WOMEN 400 YD INDIVIDUAL MEDLEY

#	SWIMMER'S NAME	( AGE )	CLUB	( ) TIME (
1	MUELLER, ARDETH	47	ST. LOUIS AREA MASTERS	5:17.32
2	BENNETT, BETTY	45	LINCOLN MASTERS	5:45.38
3	RADEMAKER, SPERRY	49	TAMALPAIS AQUATIC	5:59.96
4	CARLSON, SUZY	47	SUNCOAST MASTERS	6:23.17
5	JACKSON, SANDRA	48	MISSION BAY MAKOS	6:26.65
6	MALEY, MARYPAT	45	CINCINNATI PEPSI MARLI	6:29.75
7	KATZ, JANE	46	EMPIRE ST MASTERS SWIM DQ	

# FATBURGERS

THE NEXT GREAT AMERICAN  
HAMBURGER STAND

Chris Adlesh  
 Steve Plakotaris

SWIM FAST, MISSION BAY!



918 4th St. N.  
 St. Petersburg, FL  
 33701  
 813-822-SWIM

"more than just a swim store"  
 Engraving  
 Full Line of Trophies & Awards

Lynn Brownstein

STORE HOURS:  
 M-F 10-6  
 Sat. 10-5

**USMS National Short Course Championships  
Final Results**

**EVENT # 23: 50-54 WOMEN 50 YD FREESTYLE**

#	SWIMMER'S NAME	(AGE)	CLUB	( ) TIME (
1	JENKINS, CHARLOTTE	50	TAMALPAIS AQUATIC	30.06
2	ZAREMSKI, BARBARA	51	D.C. MASTERS	30.13
3	GRIFFIN, LUCILLE	50	VIRGINIA MASTERS	30.30
4	DETRICK, JOHNNIE	53	VIRGINIA MASTERS	31.68
5	HAUGLAND, MARYLOU	50	PACIFIC NORTHWEST	34.01
6	DEARBORN, SUSAN	52	PACIFIC NORTHWEST	36.47
7	BEATTIE, ERNESTINE	52	HOLMES LUMBER JAX	37.59
8	BOWER, BARBARA	51	DICK BOWER BOLTS	37.61
9	ARNOLD, PATRICIA	50	NEW ORLEANS AQUATICS	38.20
10	GARDINER, BARBARA	53	MISSION BAY MAKOS	42.10
11	MILLER, ELIZABETH	53	CONNECTICUT MASTERS	44.12
12	GUEST, JANE	52	WOODLANDS MASTERS	47.64
13	MASTERSON, BERTHA	51	TEAM ORLANDO MASTERS	52.82

**EVENT # 11: 50-54 WOMEN 100 YD FREESTYLE**

#	SWIMMER'S NAME	(AGE)	CLUB	( ) TIME (
1	KONIG, ANGELA	51	TAMALPAIS AQUATIC	1:05.91
2	GRIFFIN, LUCILLE	50	VIRGINIA MASTERS	1:06.52
3	JENKINS, CHARLOTTE	50	TAMALPAIS AQUATIC	1:07.99
4	ZAREMSKI, BARBARA	51	D.C. MASTERS	1:08.61
5	DETRICK, JOHNNIE	53	VIRGINIA MASTERS	1:10.38
6	ADAMS, LAVERNE	54	TAMALPAIS AQUATIC	1:12.38
7	JONES, ALICE	50	EMPIRE ST MASTERS SWIM	1:13.29
8	DEARBORN, SUSAN	52	PACIFIC NORTHWEST	1:16.29
9	BOWER, BARBARA	51	DICK BOWER BOLTS	1:23.27
10	ARNOLD, PATRICIA	50	NEW ORLEANS AQUATICS	1:25.29
11	TILARO, JUDY	54	HEARTLAND MASTERS	1:31.24
12	GARDINER, BARBARA	53	MISSION BAY MAKOS	1:35.70
13	MILLER, ELIZABETH	53	CONNECTICUT MASTERS	1:39.23
14	GUEST, JANE	52	WOODLANDS MASTERS	1:48.44
15	MASTERSON, BERTHA	51	TEAM ORLANDO MASTERS	2:02.21

**EVENT # 33: 50-54 WOMEN 200 YD FREESTYLE**

#	SWIMMER'S NAME	(AGE)	CLUB	( ) TIME (
1	BROWN, NANCY	53	MARYLAND MASTERS	2:25.47
2	KONIG, ANGELA	51	TAMALPAIS AQUATIC	2:26.84
3	JENKINS, CHARLOTTE	50	TAMALPAIS AQUATIC	2:32.15
4	BLAKE, SUSAN	50	NEW ENGLAND MASTERS	2:36.02
5	ADAMS, LAVERNE	54	TAMALPAIS AQUATIC	2:36.98
6	ZAREMSKI, BARBARA	51	D.C. MASTERS	2:38.40
7	PARRETT, JUDY	51	PICKERING MASTER SPL()	2:51.22
8	DEARBORN, SUSAN	52	PACIFIC NORTHWEST	2:54.47
9	ARNOLD, PATRICIA	50	NEW ORLEANS AQUATICS	2:56.67
10	BOWER, BARBARA	51	DICK BOWER BOLTS	3:04.73
11	BRUEGGEMAN, NANCY	50	ROCKY MOUNTAIN MASTERS	3:15.77
12	KENNEDY, JUDY	51	OMAHA MASTERS	3:16.53
13	TILARO, JUDY	54	HEARTLAND MASTERS	3:28.58
14	VIJIL, MARIA	54	ST. PETERSBURG MASTERS	3:43.99
15	MILLER, ELIZABETH	53	CONNECTICUT MASTERS	3:44.38

**EVENT # 31: 50-54 WOMEN 500 YD FREESTYLE**

#	SWIMMER'S NAME	(AGE)	CLUB	( ) TIME (
1	BROWN, NANCY	53	MARYLAND MASTERS	6:28.87
2	KONIG, ANGELA	51	TAMALPAIS AQUATIC	6:47.83
3	LEILICH, JOANN	50	D.C. MASTERS	6:52.28
4	BLAKE, SUSAN	50	NEW ENGLAND MASTERS	6:56.50
5	ZAREMSKI, BARBARA	51	D.C. MASTERS	7:09.21
6	JORDAN, BARBARA	51	WALNUT CREEK MASTERS	7:09.99
7	HEINEMAN, MARGIE	51	GREATER INDIANA MASTER	7:24.56
8	PARRETT, JUDY	51	PICKERING MASTER SPL()	7:29.25
9	DEARBORN, SUSAN	52	PACIFIC NORTHWEST	7:35.32
10	ARNOLD, PATRICIA	50	NEW ORLEANS AQUATICS	7:57.16
11	BOWER, BARBARA	51	DICK BOWER BOLTS	8:15.06
12	KENNEDY, JUDY	51	OMAHA MASTERS	8:40.42
13	BRUEGGEMAN, NANCY	50	ROCKY MOUNTAIN MASTERS	9:04.20
14	MILLER, ELIZABETH	53	CONNECTICUT MASTERS	9:54.13
15	GUEST, JANE	52	WOODLANDS MASTERS	10:39.63
16	MASTERSON, BERTHA	51	TEAM ORLANDO MASTERS	11:30.96

**EVENT # 1: 50-54 WOMEN 1000 YD FREESTYLE**

#	SWIMMER'S NAME	(AGE)	CLUB	( ) TIME (
1	ZAREMSKI, BARBARA	51	D.C. MASTERS	14:41.86
2	BOWER, BARBARA	51	DICK BOWER BOLTS	16:45.44
3	TUCKER, BEVERLEY	54	ST. PETERSBURG MASTERS	17:10.22
4	PULESTON, JUDY	54	NEW ENGLAND MASTERS	17:13.00
5	MUNISE, JOANNE	50	NEW ENGLAND MASTERS	17:14.36
6	KENNEDY, JUDY	51	OMAHA MASTERS	18:04.41
7	MILLER, ELIZABETH	53	CONNECTICUT MASTERS	19:44.86
8	GUEST, JANE	52	WOODLANDS MASTERS	22:12.39

**EVENT # 3: 50-54 WOMEN 1650 YD FREESTYLE**

#	SWIMMER'S NAME	(AGE)	CLUB	( ) TIME (
1	JORDAN, BARBARA	51	WALNUT CREEK MASTERS	24:16.77
2	PARRETT, JUDY	51	PICKERING MASTER SPL()	25:14.67
3	DEARBORN, SUSAN	52	PACIFIC NORTHWEST	26:52.21
4	ARNOLD, PATRICIA	50	NEW ORLEANS AQUATICS	28:54.39
5	BRUEGGEMAN, NANCY	50	ROCKY MOUNTAIN MASTERS	29:51.16
6	TILARO, JUDY	54	HEARTLAND MASTERS	31:37.45

**EVENT # 9: 50-54 WOMEN 50 YD BACKSTROKE**

#	SWIMMER'S NAME	(AGE)	CLUB	( ) TIME (
1	JORDAN, BARBARA	51	WALNUT CREEK MASTERS	36.49
2	MYERS, BEVERLY	53	NORTHWEST OHIO MASTERS	36.96
3	KONIG, ANGELA	51	TAMALPAIS AQUATIC	36.99
4	LAND, MARGARET	52	MIDDLE ATLANTIC MASTER	39.14
5	KENNEDY, JUDY	51	OMAHA MASTERS	40.57
6	JOHNSEN, ANN	53	EMPIRE ST MASTERS SWIM	41.22
7	BEATTIE, ERNESTINE	52	HOLMES LUMBER JAX	43.23
8	ROSSI, CLARICE	51	LINCOLN MASTERS	46.41
9	BRUEGGEMAN, NANCY	50	ROCKY MOUNTAIN MASTERS	46.87
10	MASTERSON, BERTHA	51	TEAM ORLANDO MASTERS	1:07.17

**EVENT # 37: 50-54 WOMEN 100 YD BACKSTROKE**

#	SWIMMER'S NAME	(AGE)	CLUB	( ) TIME (
1	KONIG, ANGELA	51	TAMALPAIS AQUATIC	1:18.02
2	JORDAN, BARBARA	51	WALNUT CREEK MASTERS	1:19.70
3	GRIFFIN, LUCILLE	50	VIRGINIA MASTERS	1:23.11
4	MYERS, BEVERLY	53	NORTHWEST OHIO MASTERS	1:23.21
5	ADAMS, LAVERNE	54	TAMALPAIS AQUATIC	1:23.91
6	LAND, MARGARET	52	MIDDLE ATLANTIC MASTER	1:24.56
7	PARRETT, JUDY	51	PICKERING MASTER SPL()	1:28.95
8	KENNEDY, JUDY	51	OMAHA MASTERS	1:29.76
9	JOHNSEN, ANN	53	EMPIRE ST MASTERS SWIM	1:30.74
10	MILLER, JANICE	50	PACIFIC NORTHWEST	1:32.00
11	BRUEGGEMAN, NANCY	50	ROCKY MOUNTAIN MASTERS	1:40.09
12	ROSSI, CLARICE	51	LINCOLN MASTERS	1:41.39

**EVENT # 19: 50-54 WOMEN 200 YD BACKSTROKE**

#	SWIMMER'S NAME	(AGE)	CLUB	( ) TIME (
1	BROWN, NANCY	53	MARYLAND MASTERS	2:51.51
2	JORDAN, BARBARA	51	WALNUT CREEK MASTERS	2:51.76
3	KONIG, ANGELA	51	TAMALPAIS AQUATIC	2:52.19
4	BLAKE, SUSAN	50	NEW ENGLAND MASTERS	2:57.77
5	LAND, MARGARET	52	MIDDLE ATLANTIC MASTER	3:01.99
6	ADAMS, LAVERNE	54	TAMALPAIS AQUATIC	3:02.60
7	GRIFFIN, LUCILLE	50	VIRGINIA MASTERS	3:03.04
8	MILLER, JANICE	50	PACIFIC NORTHWEST	3:09.61
9	PARRETT, JUDY	51	PICKERING MASTER SPL()	3:09.74
10	KENNEDY, JUDY	51	OMAHA MASTERS	3:23.43
11	BRUEGGEMAN, NANCY	50	ROCKY MOUNTAIN MASTERS	3:31.25

**USMS National Short Course Championships  
Final Results**

**EVENT # 35: 50-54 WOMEN 50 YD BREASTSTROKE**

#	SWIMMER'S NAME	( AGE )	CLUB	( ) TIME (
1	LEILICH, JOANN	50	D.C. MASTERS	35.87
2	MCGUIRE, ANNE	54	GOLD COAST MASTERS	38.70
3	HAUGLAND, MARYLOU	50	PACIFIC NORTHWEST	39.72
4	JEBE, MARGIT	50	CONNECTICUT MASTERS	39.73
5	JOHNSEN, ANN	53	EMPIRE ST MASTERS SWIM	40.02
6	MYERS, BEVERLY	53	NORTHWEST OHIO MASTERS	40.03
7	HEINEMAN, MARGIE	51	GREATER INDIANA MASTER	40.21
8	DETRICK, JOHNNIE	53	VIRGINIA MASTERS	41.01
9	JONES, ALICE	50	EMPIRE ST MASTERS SWIM	41.18
10	GEOFFRION, HELEN	50	SOUTHERN CALIFORNIA AQ	41.46
11	LAND, MARGARET	52	MIDDLE ATLANTIC MASTER	42.73
12	TUCKER, BEVERLEY	54	ST. PETERSBURG MASTERS	43.40
13	FISHER, JACKIE	52	NEW ENGLAND MASTERS	43.51
14	STROUPE, DAWN	50	RALEIGH AREA MASTERS	43.65
15	BEATTIE, ERNESTINE	52	HOLMES LUMBER JAX	46.06
16	ROSSI, CLARICE	51	LINCOLN MASTERS	46.88
17	VIJIL, MARIA	54	ST. PETERSBURG MASTERS	52.76

**EVENT # 21: 50-54 WOMEN 100 YD BREASTSTROKE**

#	SWIMMER'S NAME	( AGE )	CLUB	( ) TIME (
1	LEILICH, JOANN	50	D.C. MASTERS	1:17.72
2	MCGUIRE, ANNE	54	GOLD COAST MASTERS	1:25.35
3	HAUGLAND, MARYLOU	50	PACIFIC NORTHWEST	1:25.84
4	JEBE, MARGIT	50	CONNECTICUT MASTERS	1:26.18
5	HEINEMAN, MARGIE	51	GREATER INDIANA MASTER	1:27.31
6	MYERS, BEVERLY	53	NORTHWEST OHIO MASTERS	1:27.65
7	DETRICK, JOHNNIE	53	VIRGINIA MASTERS	1:28.60
8	JONES, ALICE	50	EMPIRE ST MASTERS SWIM	1:29.09
9	JOHNSEN, ANN	53	EMPIRE ST MASTERS SWIM	1:29.22
10	LAND, MARGARET	52	MIDDLE ATLANTIC MASTER	1:30.60
11	GEOFFRION, HELEN	50	SOUTHERN CALIFORNIA AQ	1:31.90
12	STROUPE, DAWN	50	RALEIGH AREA MASTERS	1:33.05
13	FISHER, JACKIE	52	NEW ENGLAND MASTERS	1:34.06
14	TUCKER, BEVERLEY	54	ST. PETERSBURG MASTERS	1:38.03
15	VIJIL, MARIA	54	ST. PETERSBURG MASTERS	1:51.15
16	GUEST, JANE	52	WOODLANDS MASTERS	1:58.63

**EVENT # 5: 50-54 WOMEN 200 YD BREASTSTROKE**

#	SWIMMER'S NAME	( AGE )	CLUB	( ) TIME (
1	LEILICH, JOANN	50	D.C. MASTERS	2:51.02
2	JEBE, MARGIT	50	CONNECTICUT MASTERS	3:05.35
3	HAUGLAND, MARYLOU	50	PACIFIC NORTHWEST	3:06.21
4	MCGUIRE, ANNE	54	GOLD COAST MASTERS	3:09.28
5	HEINEMAN, MARGIE	51	GREATER INDIANA MASTER	3:12.80
6	DETRICK, JOHNNIE	53	VIRGINIA MASTERS	3:14.59
7	JONES, ALICE	50	EMPIRE ST MASTERS SWIM	3:18.29
8	LAND, MARGARET	52	MIDDLE ATLANTIC MASTER	3:18.41
9	JOHNSEN, ANN	53	EMPIRE ST MASTERS SWIM	3:19.35
10	FISHER, JACKIE	52	NEW ENGLAND MASTERS	3:22.84
11	STROUPE, DAWN	50	RALEIGH AREA MASTERS	3:22.87
12	GEOFFRION, HELEN	50	SOUTHERN CALIFORNIA AQ	3:28.84
13	DEARBORN, SUSAN	52	PACIFIC NORTHWEST	3:42.96
14	ROSSI, CLARICE	51	LINCOLN MASTERS	3:43.00
15	GUEST, JANE	52	WOODLANDS MASTERS	4:20.92

**EVENT # 39: 50-54 WOMEN 50 YD BUTTERFLY**

#	SWIMMER'S NAME	( AGE )	CLUB	( ) TIME (
1	JENKINS, CHARLOTTE	50	TAMALPAIS AQUATIC	33.43
2	MYERS, BEVERLY	53	NORTHWEST OHIO MASTERS	35.28
3	HAUGLAND, MARYLOU	50	PACIFIC NORTHWEST	36.72
4	JOHNSEN, ANN	53	EMPIRE ST MASTERS SWIM	37.19
5	GEOFFRION, HELEN	50	SOUTHERN CALIFORNIA AQ	38.81
6	JONES, ALICE	50	EMPIRE ST MASTERS SWIM	38.99
7	BEATTIE, ERNESTINE	52	HOLMES LUMBER JAX	39.26
8	TILARO, JUDY	54	HEARTLAND MASTERS	50.89
9	VIJIL, MARIA	54	ST. PETERSBURG MASTERS	55.30

**EVENT # 7: 50-54 WOMEN 100 YD BUTTERFLY**

#	SWIMMER'S NAME	( AGE )	CLUB	( ) TIME (
1	JENKINS, CHARLOTTE	50	TAMALPAIS AQUATIC	1:18.27
2	GRIFFIN, LUCILLE	50	VIRGINIA MASTERS	1:19.78
3	MCGUIRE, ANNE	54	GOLD COAST MASTERS	1:24.42
4	BLAKE, SUSAN	50	NEW ENGLAND MASTERS	1:26.25
5	ADAMS, LAVERNE	54	TAMALPAIS AQUATIC	1:26.37
6	GEOFFRION, HELEN	50	SOUTHERN CALIFORNIA AQ	1:36.49
7	PARRETT, JUDY	51	PICKERING MASTER SPL()	1:47.52
8	TUCKER, BEVERLEY	54	ST. PETERSBURG MASTERS	1:49.10

**EVENT # 25: 50-54 WOMEN 200 YD BUTTERFLY**

#	SWIMMER'S NAME	( AGE )	CLUB	( ) TIME (
1	BROWN, NANCY	53	MARYLAND MASTERS	2:56.07
2	MCGUIRE, ANNE	54	GOLD COAST MASTERS	3:05.23
3	GRIFFIN, LUCILLE	50	VIRGINIA MASTERS	3:15.64
4	STROUPE, DAWN	50	RALEIGH AREA MASTERS	3:22.69
5	GEOFFRION, HELEN	50	SOUTHERN CALIFORNIA AQ	3:38.04
6	MUNISE, JOANNE	50	NEW ENGLAND MASTERS	4:09.32
7	TUCKER, BEVERLEY	54	ST. PETERSBURG MASTERS	4:23.79

**EVENT # 27: 50-54 WOMEN 100 YD INDIVIDUAL MEDLEY**

#	SWIMMER'S NAME	( AGE )	CLUB	( ) TIME (
1	MYERS, BEVERLY	53	NORTHWEST OHIO MASTERS	1:18.92
2	JENKINS, CHARLOTTE	50	TAMALPAIS AQUATIC	1:19.38
3	HEINEMAN, MARGIE	51	GREATER INDIANA MASTER	1:20.48
4	DETRICK, JOHNNIE	53	VIRGINIA MASTERS	1:22.55
5	ADAMS, LAVERNE	54	TAMALPAIS AQUATIC	1:25.53
6	JONES, ALICE	50	EMPIRE ST MASTERS SWIM	1:26.62
7	JEBE, MARGIT	50	CONNECTICUT MASTERS	1:28.64
8	BEATTIE, ERNESTINE	52	HOLMES LUMBER JAX	1:33.17
9	FISHER, JACKIE	52	NEW ENGLAND MASTERS	1:33.24
10	TILARO, JUDY	54	HEARTLAND MASTERS	1:49.75
11	VIJIL, MARIA	54	ST. PETERSBURG MASTERS	1:58.23
12	MASTERSON, BERTHA	51	TEAM ORLANDO MASTERS	2:14.29

**EVENT # 13: 50-54 WOMEN 200 YD INDIVIDUAL MEDLEY**

#	SWIMMER'S NAME	( AGE )	CLUB	( ) TIME (
1	LEILICH, JOANN	50	D.C. MASTERS	2:48.06
2	BLAKE, SUSAN	50	NEW ENGLAND MASTERS	2:59.43
3	ZAREMSKI, BARBARA	51	D.C. MASTERS	3:01.08
4	HEINEMAN, MARGIE	51	GREATER INDIANA MASTER	3:01.57
5	MILLER, JANICE	50	PACIFIC NORTHWEST	3:02.87
6	HAUGLAND, MARYLOU	50	PACIFIC NORTHWEST	3:04.97
7	JEBE, MARGIT	50	CONNECTICUT MASTERS	3:09.44
8	STROUPE, DAWN	50	RALEIGH AREA MASTERS	3:17.04

**EVENT # 43: 50-54 WOMEN 400 YD INDIVIDUAL MEDLEY**

#	SWIMMER'S NAME	( AGE )	CLUB	( ) TIME (
1	BROWN, NANCY	53	MARYLAND MASTERS	5:54.41
2	LEILICH, JOANN	50	D.C. MASTERS	6:06.40
3	MILLER, JANICE	50	PACIFIC NORTHWEST	6:21.95
4	MCGUIRE, ANNE	54	GOLD COAST MASTERS	6:21.96
5	BLAKE, SUSAN	50	NEW ENGLAND MASTERS	6:25.93
6	STROUPE, DAWN	50	RALEIGH AREA MASTERS	6:44.89
7	ARNOLD, PATRICIA	50	NEW ORLEANS AQUATICS	7:24.16

**USMS National Short Course Championships  
Final Results**

## EVENT # 23: 55-59 WOMEN 50 YD FREESTYLE

#	SWIMMER'S NAME	(AGE)	CLUB	( ) TIME (
1	STOWELL, DIANE	55	HUMUHUMUNUKUNUKUAPUAA	29.65
2	REED, DIANE	58	NEW ENGLAND MASTERS	30.89
3	CHRISTENSEN, ANN	55	TAMALPAIS AQUATIC	31.96
4	CALLISON, BARBARA	56	RINCONADA MASTERS	33.47
5	FORKEY, HARRIET	56	NEW ENGLAND MASTERS	33.98
6	JOHNSON, BARBARA	56	VALLEY FORGE MASTERS	34.25
7	GASCHKE, LIDA	57	EMPIRE ST MASTERS SWIM	34.81
8	WAITE, NANCY	55	O*H*I*O MASTERS	34.90
9	VOSE, ELLEN	59	SACRAMENTO MASTERS	35.86
10	COLLINS, GAY	58	SANTA BARBARA MASTERS	36.18
11	ALEXANDER, JOAN	57	WALNUT CREEK MASTERS	36.19
12	MORTELL, MARIE	59	CONNECTICUT MASTERS	37.07
13	ROWLAND, MARCIA	56	SANTA BARBARA MASTERS	37.82
14	SINACORE, ANGIE	58	SPACE COAST MASTERS	39.03
15	GLANCY, BARBARA	57	D.C. MASTERS	39.32
16	McBRIDE, FLAVIA	55	MISSOURI VALLEY MASTER	41.68
17	PROTOPAPAS, RENEE'	59	UNIVERSITY OF HOUSTON	44.62
18	BROWN, LUCY	58	D.C. MASTERS	51.38

## EVENT # 31: 55-59 WOMEN 500 YD FREESTYLE

#	SWIMMER'S NAME	(AGE)	CLUB	( ) TIME (
1	STOINOFF, LAVELLE	56	MULTNOMAH ATHLETIC CLU	6:16.00
2	CHRISTENSEN, ANN	55	TAMALPAIS AQUATIC	7:08.81
3	REED, DIANE	58	NEW ENGLAND MASTERS	7:21.22
4	OLSHAN, MALCHIA	58	SANTA BARBARA MASTERS	7:28.92
5	GASCHKE, LIDA	57	EMPIRE ST MASTERS SWIM	7:48.81
6	VOSE, ELLEN	59	SACRAMENTO MASTERS	7:54.88
7	BOGATKO, LISA	59	ARIZONA MASTERS	8:06.70
8	JOHNSON, BARBARA	56	VALLEY FORGE MASTERS	8:09.25
9	DURSTEIN, NANCY	59	CLEARWATER-LARGO Y MAS	8:15.69
10	McINTOSH, FRANCES	55	GUELPH MASTERS ( )	8:21.12
11	BERKOWITZ, MARIAN	57	BOCA RATON MASTERS	8:27.19
12	McBRIDE, FLAVIA	55	MISSOURI VALLEY MASTER	9:22.39
13	ALLEN, BARBARA	55	ST. PETERSBURG MASTERS	9:42.55
14	LYMAN, ESTHER	56	NEW ENGLAND MASTERS	10:59.94
15	BROWN, LUCY	58	D.C. MASTERS	12:01.54
16	FARNSWORTH, PATRICIA	58	EMPIRE ST MASTERS SWIM DQ	

## EVENT # 11: 55-59 WOMEN 100 YD FREESTYLE

#	SWIMMER'S NAME	(AGE)	CLUB	( ) TIME (
1	STOWELL, DIANE	55	HUMUHUMUNUKUNUKUAPUAA	1:06.80
2	REED, DIANE	58	NEW ENGLAND MASTERS	1:08.99
3	GASCHKE, LIDA	57	EMPIRE ST MASTERS SWIM	1:14.75
4	FORKEY, HARRIET	56	NEW ENGLAND MASTERS	1:16.27
5	WAITE, NANCY	55	O*H*I*O MASTERS	1:19.66
6	OLSHAN, MALCHIA	58	SANTA BARBARA MASTERS	1:20.27
7	COLLINS, GAY	58	SANTA BARBARA MASTERS	1:20.63
8	JOHNSON, BARBARA	56	VALLEY FORGE MASTERS	1:21.64
9	ALEXANDER, JOAN	57	WALNUT CREEK MASTERS	1:22.70
9	KAHL, MARIETTA	55	WALNUT CREEK MASTERS	1:22.70
11	VOSE, ELLEN	59	SACRAMENTO MASTERS	1:23.34
12	ROWLAND, MARCIA	56	SANTA BARBARA MASTERS	1:25.56
13	BERKOWITZ, MARIAN	57	BOCA RATON MASTERS	1:25.80
14	McINTOSH, FRANCES	55	GUELPH MASTERS ( )	1:28.15
15	McBRIDE, FLAVIA	55	MISSOURI VALLEY MASTER	1:30.77
16	ALLEN, BARBARA	55	ST. PETERSBURG MASTERS	1:33.20
17	MOORE, JOHANNA	55	NORTHWEST OHIO MASTERS	1:47.03
18	BROWN, LUCY	58	D.C. MASTERS	2:01.13

## EVENT # 1: 55-59 WOMEN 1000 YD FREESTYLE

#	SWIMMER'S NAME	(AGE)	CLUB	( ) TIME (
1	STOINOFF, LAVELLE	56	MULTNOMAH ATHLETIC CLU	12:49.14
2	REED, DIANE	58	NEW ENGLAND MASTERS	14:40.49
3	CHRISTENSEN, ANN	55	TAMALPAIS AQUATIC	14:56.80
4	GASCHKE, LIDA	57	EMPIRE ST MASTERS SWIM	15:29.63
5	VOSE, ELLEN	59	SACRAMENTO MASTERS	16:36.56
6	ROWLAND, MARCIA	56	SANTA BARBARA MASTERS	17:42.09
7	McBRIDE, FLAVIA	55	MISSOURI VALLEY MASTER	18:24.22
8	ALLEN, BARBARA	55	ST. PETERSBURG MASTERS	20:00.97
9	BROWN, LUCY	58	D.C. MASTERS	25:23.19

## EVENT # 3: 55-59 WOMEN 1650 YD FREESTYLE

#	SWIMMER'S NAME	(AGE)	CLUB	( ) TIME (
1	OLSHAN, MALCHIA	58	SANTA BARBARA MASTERS	25:47.53
2	CALLISON, BARBARA	56	RINCONADA MASTERS	27:00.30
3	DURSTEIN, NANCY	59	CLEARWATER-LARGO Y MAS	27:28.30
4	JOHNSON, BARBARA	56	VALLEY FORGE MASTERS	27:35.07
5	McINTOSH, FRANCES	55	GUELPH MASTERS ( )	28:45.87
6	WAITE, NANCY	55	O*H*I*O MASTERS	28:49.45
7	DALLAM, ANN	58	VALLEY FORGE MASTERS	28:59.21
8	BERKOWITZ, MARIAN	57	BOCA RATON MASTERS	29:08.66
9	ROBBINS, SUZANNE	55	OKLAHOMA MASTERS	30:42.52
10	HUBER, JANE	56	GOLD COAST MASTERS	32:04.88
11	MOORE, JOHANNA	55	NORTHWEST OHIO MASTERS	33:37.47
12	PROTOPAPAS, RENEE'	59	UNIVERSITY OF HOUSTON	36:31.20
13	LYMAN, ESTHER	56	NEW ENGLAND MASTERS	36:54.15

## EVENT # 33: 55-59 WOMEN 200 YD FREESTYLE

#	SWIMMER'S NAME	(AGE)	CLUB	( ) TIME (
1	STOINOFF, LAVELLE	56	MULTNOMAH ATHLETIC CLU	2:25.42
2	STOWELL, DIANE	55	HUMUHUMUNUKUNUKUAPUAA	2:32.24
3	REED, DIANE	58	NEW ENGLAND MASTERS	2:39.60
4	CHRISTENSEN, ANN	55	TAMALPAIS AQUATIC	2:43.69
5	OLSHAN, MALCHIA	58	SANTA BARBARA MASTERS	2:50.68
6	GASCHKE, LIDA	57	EMPIRE ST MASTERS SWIM	2:55.77
7	ALEXANDER, JOAN	57	WALNUT CREEK MASTERS	2:58.55
8	VOSE, ELLEN	59	SACRAMENTO MASTERS	3:00.18
9	FORKEY, HARRIET	56	NEW ENGLAND MASTERS	3:03.40
10	WAITE, NANCY	55	O*H*I*O MASTERS	3:05.47
11	KAHL, MARIETTA	55	WALNUT CREEK MASTERS	3:06.64
12	JOHNSON, BARBARA	56	VALLEY FORGE MASTERS	3:08.08
13	McINTOSH, FRANCES	55	GUELPH MASTERS ( )	3:11.00
14	BERKOWITZ, MARIAN	57	BOCA RATON MASTERS	3:11.50
15	GLANCY, BARBARA	57	D.C. MASTERS	3:12.63
16	HUBER, JANE	56	GOLD COAST MASTERS	3:21.79
17	McBRIDE, FLAVIA	55	MISSOURI VALLEY MASTER	3:32.34
18	ALLEN, BARBARA	55	ST. PETERSBURG MASTERS	3:33.12
19	FARNSWORTH, PATRICIA	58	EMPIRE ST MASTERS SWIM	3:45.68
20	BROWN, LUCY	58	D.C. MASTERS	4:29.07

## EVENT # 9: 55-59 WOMEN 50 YD BACKSTROKE

#	SWIMMER'S NAME	(AGE)	CLUB	( ) TIME (
1	ROBBINS, SUZANNE	55	OKLAHOMA MASTERS	40.29
2	TIMMINS, MARGARET	59	MISSION BAY MAKOS	41.01
3	DURSTEIN, NANCY	59	CLEARWATER-LARGO Y MAS	44.48
4	COLLINS, GAY	58	SANTA BARBARA MASTERS	45.43
5	WEBER, CAROLYN	56	MIDDLE ATLANTIC MASTER	45.90
6	DALLAM, ANN	58	VALLEY FORGE MASTERS	47.73
7	HUBER, JANE	56	GOLD COAST MASTERS	47.96

## EVENT # 37: 55-59 WOMEN 100 YD BACKSTROKE

#	SWIMMER'S NAME	(AGE)	CLUB	( ) TIME (
1	TIMMINS, MARGARET	59	MISSION BAY MAKOS	1:28.53
2	ROBBINS, SUZANNE	55	OKLAHOMA MASTERS	1:29.20
3	COLLINS, GAY	58	SANTA BARBARA MASTERS	1:38.18
4	WEBER, CAROLYN	56	MIDDLE ATLANTIC MASTER	1:39.83
5	HUBER, JANE	56	GOLD COAST MASTERS	1:43.79
6	ALLEN, BARBARA	55	ST. PETERSBURG MASTERS	1:48.02
7	LYMAN, ESTHER	56	NEW ENGLAND MASTERS	2:17.18



**USMS National Short Course Championships  
Final Results**

## EVENT # 19: 55-59 WOMEN 200 YD BACKSTROKE

#	SWIMMER'S NAME	(AGE)	CLUB	( ) TIME (
1	STOINOFF, LAVELLE	56	MULTNOMAH ATHLETIC CLU	2:49.66
2	ROBBINS, SUZANNE	55	OKLAHOMA MASTERS	3:20.61
3	DURSTEIN, NANCY	59	CLEARWATER-LARGO Y MAS	3:32.75
4	HUBER, JANE	56	GOLD COAST MASTERS	3:37.52
5	COLLINS, GAY	58	SANTA BARBARA MASTERS	3:38.96
6	WEBER, CAROLYN	56	MIDDLE ATLANTIC MASTER	3:39.50
7	McINTOSH, FRANCES	55	GUELPH MASTERS ( )	3:40.69
8	BERKOWITZ, MARIAN	57	BOCA RATON MASTERS	3:45.12
9	DALLAM, ANN	58	VALLEY FORGE MASTERS	4:02.31
10	ALLEN, BARBARA	55	ST. PETERSBURG MASTERS	4:04.01
11	LYMAN, ESTHER	56	NEW ENGLAND MASTERS	4:49.20

9	ROWLAND, MARCIA	56	SANTA BARBARA MASTERS	1:48.75
10	SINACORE, ANGIE	58	SPACE COAST MASTERS	1:49.83
11	GLANCY, BARBARA	57	D.C. MASTERS	1:58.30

## EVENT # 25: 55-59 WOMEN 200 YD BUTTERFLY

#	SWIMMER'S NAME	(AGE)	CLUB	( ) TIME (
1	OLIVER, JUDIE	56	NORTH YORK MASTERS A( )	3:04.28
2	CALLISON, BARBARA	56	RINCONADA MASTERS	3:25.63
3	ALEXANDER, JOAN	57	WALNUT CREEK MASTERS	3:31.35
4	DALLAM, ANN	58	VALLEY FORGE MASTERS	3:35.36
5	OLSHAN, MALCHIA	58	SANTA BARBARA MASTERS	3:48.59
6	EDELBAUM, DONNA	55	NEW ENGLAND MASTERS	DQ
6	KAHL, MARIETTA	55	WALNUT CREEK MASTERS	DQ

## EVENT # 35: 55-59 WOMEN 50 YD BREASTSTROKE

#	SWIMMER'S NAME	(AGE)	CLUB	( ) TIME (
1	KRON, LILLY	57	0*H*I*O MASTERS	41.48
2	BOGATKO, LISA	59	ARIZONA MASTERS	43.98
3	ROBBINS, SUZANNE	55	OKLAHOMA MASTERS	46.41
4	EDELBAUM, DONNA	55	NEW ENGLAND MASTERS	46.54
5	FORKEY, HARRIET	56	NEW ENGLAND MASTERS	51.14
6	MOORE, JOHANNA	55	NORTHWEST OHIO MASTERS	53.82
7	FARNSWORTH, PATRICIA	58	EMPIRE ST MASTERS SWIM	54.34
8	PROTOPAPAS, RENEE'	59	UNIVERSITY OF HOUSTON	55.50

## EVENT # 27: 55-59 WOMEN 100 YD INDIVIDUAL MEDLEY

#	SWIMMER'S NAME	(AGE)	CLUB	( ) TIME (
1	STOWELL, DIANE	55	HUMUHUMUNUKUNUKUAPUAA	1:18.16
2	OLIVER, JUDIE	56	NORTH YORK MASTERS A( )	1:21.50
3	GASCHKE, LIDA	57	EMPIRE ST MASTERS SWIM	1:28.94
4	KRON, LILLY	57	0*H*I*O MASTERS	1:31.13
5	BOGATKO, LISA	59	ARIZONA MASTERS	1:33.60
6	FORKEY, HARRIET	56	NEW ENGLAND MASTERS	1:37.72
7	WAITE, NANCY	55	0*H*I*O MASTERS	1:41.04
8	ROWLAND, MARCIA	56	SANTA BARBARA MASTERS	1:42.46
9	GLANCY, BARBARA	57	D.C. MASTERS	1:43.49
10	SINACORE, ANGIE	58	SPACE COAST MASTERS	1:48.94

## EVENT # 21: 55-59 WOMEN 100 YD BREASTSTROKE

#	SWIMMER'S NAME	(AGE)	CLUB	( ) TIME (
1	STOWELL, DIANE	55	HUMUHUMUNUKUNUKUAPUAA	1:24.45
2	KRON, LILLY	57	0*H*I*O MASTERS	1:29.86
3	BOGATKO, LISA	59	ARIZONA MASTERS	1:34.74
4	ROBBINS, SUZANNE	55	OKLAHOMA MASTERS	1:44.85
5	MOORE, JOHANNA	55	NORTHWEST OHIO MASTERS	1:56.60
6	PROTOPAPAS, RENEE'	59	UNIVERSITY OF HOUSTON	2:01.53
7	LYMAN, ESTHER	56	NEW ENGLAND MASTERS	2:27.77

## EVENT # 13: 55-59 WOMEN 200 YD INDIVIDUAL MEDLEY

#	SWIMMER'S NAME	(AGE)	CLUB	( ) TIME (
1	OLIVER, JUDIE	56	NORTH YORK MASTERS A( )	2:58.55
2	CALLISON, BARBARA	56	RINCONADA MASTERS	3:05.53
3	REED, DIANE	58	NEW ENGLAND MASTERS	3:19.37
4	BOGATKO, LISA	59	ARIZONA MASTERS	3:19.44
5	KRON, LILLY	57	0*H*I*O MASTERS	3:27.10
6	EDELBAUM, DONNA	55	NEW ENGLAND MASTERS	3:27.66
7	DURSTEIN, NANCY	59	CLEARWATER-LARGO Y MAS	3:41.91
8	BERKOWITZ, MARIAN	57	BOCA RATON MASTERS	3:44.41
9	ROWLAND, MARCIA	56	SANTA BARBARA MASTERS	3:53.91
10	SINACORE, ANGIE	58	SPACE COAST MASTERS	3:59.90

## EVENT # 5: 55-59 WOMEN 200 YD BREASTSTROKE

#	SWIMMER'S NAME	(AGE)	CLUB	( ) TIME (
1	STOWELL, DIANE	55	HUMUHUMUNUKUNUKUAPUAA	3:04.49
2	STOINOFF, LAVELLE	56	MULTNOMAH ATHLETIC CLU	3:08.79
3	KRON, LILLY	57	0*H*I*O MASTERS	3:16.73
4	BOGATKO, LISA	59	ARIZONA MASTERS	3:27.43
5	MOORE, JOHANNA	55	NORTHWEST OHIO MASTERS	4:12.72

## EVENT # 43: 55-59 WOMEN 400 YD INDIVIDUAL MEDLEY

#	SWIMMER'S NAME	(AGE)	CLUB	( ) TIME (
1	STOINOFF, LAVELLE	56	MULTNOMAH ATHLETIC CLU	5:55.35
2	OLIVER, JUDIE	56	NORTH YORK MASTERS A( )	6:25.68
3	ALEXANDER, JOAN	57	WALNUT CREEK MASTERS	7:17.13
4	LYMAN, ESTHER	56	NEW ENGLAND MASTERS	10:48.73
5	EDELBAUM, DONNA	55	NEW ENGLAND MASTERS	DQ
5	DURSTEIN, NANCY	59	CLEARWATER-LARGO Y MAS	DQ

## EVENT # 39: 55-59 WOMEN 50 YD BUTTERFLY

#	SWIMMER'S NAME	(AGE)	CLUB	( ) TIME (
1	OLIVER, JUDIE	56	NORTH YORK MASTERS A( )	35.55
2	CALLISON, BARBARA	56	RINCONADA MASTERS	37.07
3	CHRISTENSEN, ANN	55	TAMALPAIS AQUATIC	37.24
4	DALLAM, ANN	58	VALLEY FORGE MASTERS	42.13
5	EDELBAUM, DONNA	55	NEW ENGLAND MASTERS	42.21
6	KAHL, MARIETTA	55	WALNUT CREEK MASTERS	43.13
7	FORKEY, HARRIET	56	NEW ENGLAND MASTERS	43.87
8	COLLINS, GAY	58	SANTA BARBARA MASTERS	43.96
9	SINACORE, ANGIE	58	SPACE COAST MASTERS	45.69
10	JOHNSON, BARBARA	56	VALLEY FORGE MASTERS	48.18
11	GLANCY, BARBARA	57	D.C. MASTERS	51.02

## EVENT # 7: 55-59 WOMEN 100 YD BUTTERFLY

#	SWIMMER'S NAME	(AGE)	CLUB	( ) TIME (
1	OLIVER, JUDIE	56	NORTH YORK MASTERS A( )	1:19.99
2	CHRISTENSEN, ANN	55	TAMALPAIS AQUATIC	1:25.62
3	CALLISON, BARBARA	56	RINCONADA MASTERS	1:29.27
4	ALEXANDER, JOAN	57	WALNUT CREEK MASTERS	1:36.66
5	DALLAM, ANN	58	VALLEY FORGE MASTERS	1:39.25
6	EDELBAUM, DONNA	55	NEW ENGLAND MASTERS	1:40.63
7	KAHL, MARIETTA	55	WALNUT CREEK MASTERS	1:41.78
8	OLSHAN, MALCHIA	58	SANTA BARBARA MASTERS	1:46.20

**Hanflying &iropracticOffice**  
DR. GENE HANFLING

9033 GLADES ROAD BOCA RATON FLORIDA 33434 (407) 487-3111

**USMS National Short Course Championships  
Final Results**

EVENT # 23: 60-64 WOMEN 50 YD FREESTYLE

#	SWIMMER'S NAME	(AGE)	CLUB	( ) TIME (
1	BRUCE, CYNTHIA	61	GOLD COAST MASTERS	32.01
2	TURCOTTE, BOBBI	61	SAN DIEGO SWIM MASTERS	35.20
3	BARABASH, BETTY	60	WALNUT CREEK MASTERS	35.86
4	SMITH, MARY	60	GREMIO SULAMERICA ( )	37.23
5	KIRKLAND, SIDONIE	61	BOCA RATON MASTERS	39.98
6	STORCH, JEAN	64	CONNECTICUT MASTERS	40.20
7	SCHOEPPERLE, NANCY	64	NIAGARA MASTERS	41.11
8	BARNETT, MARTHA	63	MIDDLE ATLANTIC MASTER	41.78
9	ESPOSITO, HEDY	60	EMPIRE ST MASTERS SWIM	42.48
10	GORDON, EDNA	62	SUNCOAST MASTERS	42.77
11	HOLMES, MARY	61	ROCKY MOUNTAIN MASTERS	57.29
12	CARLYLE, L. MURIEL	63	1000 ISLANDS SWIM MA( )	57.56
13	MCCORMACK, BETTY	64	DAYTONA AREA MASTERS	58.44

EVENT # 11: 60-64 WOMEN 100 YD FREESTYLE

#	SWIMMER'S NAME	(AGE)	CLUB	( ) TIME (
1	BRUCE, CYNTHIA	61	GOLD COAST MASTERS	1:12.60
2	RUSS, BETTY	62	O*H*I*O MASTERS	1:14.53
3	BARABASH, BETTY	60	WALNUT CREEK MASTERS	1:18.53
4	TURCOTTE, BOBBI	61	SAN DIEGO SWIM MASTERS	1:19.90
5	HEIGHAM, KATHERINE	60	NEW ENGLAND MASTERS	1:22.66
6	McINTYRE, JOAN	60	NEW ENGLAND MASTERS	1:23.06
7	SMITH, MARY	60	GREMIO SULAMERICA ( )	1:27.73
8	SCHOEPPERLE, NANCY	64	NIAGARA MASTERS	1:32.89
9	BARNETT, MARTHA	63	MIDDLE ATLANTIC MASTER	1:33.74
10	SEAGREN, RUTH	64	ARIZONA MASTERS	1:34.01
11	STORCH, JEAN	64	CONNECTICUT MASTERS	1:34.83
12	ESPOSITO, HEDY	60	EMPIRE ST MASTERS SWIM	1:37.03
13	GORDON, EDNA	62	SUNCOAST MASTERS	1:44.16
14	CARLYLE, L. MURIEL	63	1000 ISLANDS SWIM MA( )	2:07.26
15	GREGG, PHYLLIS	62	TULSA MASTERS	2:08.97
16	HOLMES, MARY	61	ROCKY MOUNTAIN MASTERS	2:09.82
17	MCCORMACK, BETTY	64	DAYTONA AREA MASTERS	2:12.41

EVENT # 33: 60-64 WOMEN 200 YD FREESTYLE

#	SWIMMER'S NAME	(AGE)	CLUB	( ) TIME (
1	RUSS, BETTY	62	O*H*I*O MASTERS	2:44.50
2	BARABASH, BETTY	60	WALNUT CREEK MASTERS	2:58.18
3	WESSNER, ELEANOR	63	TULSA MASTERS	2:58.71
4	McINTYRE, JOAN	60	NEW ENGLAND MASTERS	2:58.85
5	TURCOTTE, BOBBI	61	SAN DIEGO SWIM MASTERS	3:00.54
6	HEIGHAM, KATHERINE	60	NEW ENGLAND MASTERS	3:01.40
7	O'BRIEN, NANCY	60	VALLEY FORGE MASTERS	3:20.48
8	SCHOEPPERLE, NANCY	64	NIAGARA MASTERS	3:35.34
9	BARNETT, MARTHA	63	MIDDLE ATLANTIC MASTER	3:39.47
10	GRUENDER, JEANE	60	MISSOURI VALLEY MASTER	4:07.67
11	BOAZ, MARY	60	ST. PETERSBURG MASTERS	4:32.30
12	GREGG, PHYLLIS	62	TULSA MASTERS	4:43.17

EVENT # 31: 60-64 WOMEN 500 YD FREESTYLE

#	SWIMMER'S NAME	(AGE)	CLUB	( ) TIME (
1	RUSS, BETTY	62	O*H*I*O MASTERS	7:21.80
2	KRAUSER, JUNE	62	GOLD COAST MASTERS	7:22.65
3	GRUENDER, EDIE	60	ARIZONA MASTERS	7:55.36
4	ROGERS, ELFRIEDE	61	WALNUT CREEK MASTERS	8:11.30
5	BARABASH, BETTY	60	WALNUT CREEK MASTERS	8:14.07
6	SEAGREN, RUTH	64	ARIZONA MASTERS	9:12.17
7	BARNETT, MARTHA	63	MIDDLE ATLANTIC MASTER	9:28.07
8	ESPOSITO, HEDY	60	EMPIRE ST MASTERS SWIM	9:38.13
9	GRUENDER, JEANE	60	MISSOURI VALLEY MASTER	11:00.17
10	BOAZ, MARY	60	ST. PETERSBURG MASTERS	11:31.00

EVENT # 1: 60-64 WOMEN 1000 YD FREESTYLE

#	SWIMMER'S NAME	(AGE)	CLUB	( ) TIME (
1	RUSS, BETTY	62	O*H*I*O MASTERS	14:47.01
2	KRAUSER, JUNE	62	GOLD COAST MASTERS	14:59.36
3	BARABASH, BETTY	60	WALNUT CREEK MASTERS	16:10.11
4	GRUENDER, EDIE	60	ARIZONA MASTERS	16:13.92
5	WESSNER, ELEANOR	63	TULSA MASTERS	16:26.35
6	GREETHAM, BERNIECE	62	RALEIGH AREA MASTERS	16:36.73
7	ROGERS, ELFRIEDE	61	WALNUT CREEK MASTERS	16:42.81
8	HEIGHAM, KATHERINE	60	NEW ENGLAND MASTERS	17:33.27
9	BARNETT, MARTHA	63	MIDDLE ATLANTIC MASTER	19:32.57
10	RINDNER, EVA	60	NEW ENGLAND MASTERS	20:29.39
11	BOAZ, MARY	60	ST. PETERSBURG MASTERS	22:42.31

EVENT # 3: 60-64 WOMEN 1650 YD FREESTYLE

#	SWIMMER'S NAME	(AGE)	CLUB	( ) TIME (
1	ESPOSITO, HEDY	60	EMPIRE ST MASTERS SWIM	30:39.81
2	SEAGREN, RUTH	64	ARIZONA MASTERS	32:09.44
3	GRUENDER, JEANE	60	MISSOURI VALLEY MASTER	36:53.06
4	KNEPP, CAROL	63	MARYLAND MASTERS	DQ

EVENT # 9: 60-64 WOMEN 50 YD BACKSTROKE

#	SWIMMER'S NAME	(AGE)	CLUB	( ) TIME (
1	STEADMAN, DORIS	64	JERSEY MASTERS	36.39
2	BRUCE, CYNTHIA	61	GOLD COAST MASTERS	37.57
3	SEHORN, DELLA	61	LOS ALTOS MASTERS	40.36
4	GREETHAM, BERNIECE	62	RALEIGH AREA MASTERS	42.33
5	McEWAN, DORIS	64	1000 ISLANDS SWIM MA( )	42.38
6	TURCOTTE, BOBBI	61	SAN DIEGO SWIM MASTERS	42.86
7	McINTYRE, JOAN	60	NEW ENGLAND MASTERS	43.82
8	SCHOEPPERLE, NANCY	64	NIAGARA MASTERS	47.37
9	STORCH, JEAN	64	CONNECTICUT MASTERS	48.82
10	SMITH, MARY	60	GREMIO SULAMERICA ( )	49.64
11	OLSEN, GLADYS	62	LINCOLN MASTERS	50.55
12	BARNETT, MARTHA	63	MIDDLE ATLANTIC MASTER	53.19
13	HOLMES, MARY	61	ROCKY MOUNTAIN MASTERS	59.10
14	BOAZ, MARY	60	ST. PETERSBURG MASTERS	1:00.87
15	GORDON, EDNA	62	SUNCOAST MASTERS	1:01.02
16	MCCORMACK, BETTY	64	DAYTONA AREA MASTERS	1:12.56

EVENT # 37: 60-64 WOMEN 100 YD BACKSTROKE

#	SWIMMER'S NAME	(AGE)	CLUB	( ) TIME (
1	STEADMAN, DORIS	64	JERSEY MASTERS	1:20.87
2	BRUCE, CYNTHIA	61	GOLD COAST MASTERS	1:21.83
3	SEHORN, DELLA	61	LOS ALTOS MASTERS	1:30.17
4	GREETHAM, BERNIECE	62	RALEIGH AREA MASTERS	1:31.01
5	McINTYRE, JOAN	60	NEW ENGLAND MASTERS	1:32.37
6	McEWAN, DORIS	64	1000 ISLANDS SWIM MA( )	1:37.47
7	TURCOTTE, BOBBI	61	SAN DIEGO SWIM MASTERS	1:38.87
8	DUNN, BETTY	64	NIAGARA MASTERS	1:42.10
9	SCHOEPPERLE, NANCY	64	NIAGARA MASTERS	1:45.65
10	STORCH, JEAN	64	CONNECTICUT MASTERS	1:47.37
11	KNEPP, CAROL	63	MARYLAND MASTERS	1:55.00
12	HOLMES, MARY	61	ROCKY MOUNTAIN MASTERS	2:18.19
13	GRUENDER, JEANE	60	MISSOURI VALLEY MASTER	2:18.74
14	BOAZ, MARY	60	ST. PETERSBURG MASTERS	2:22.46
15	GREGG, PHYLLIS	62	TULSA MASTERS	DQ

**USMS National Short Course Championships  
Final Results**

**EVENT # 19: 60-64 WOMEN 200 YD BACKSTROKE**

#	SWIMMER's NAME	( AGE )	CLUB	( ) TIME (
1	STEADMAN, DORIS	64	JERSEY MASTERS	2:58.28
2	GREETHAM, BERNIECE	62	RALEIGH AREA MASTERS	3:16.23
3	SEHORN, DELLA	61	LOS ALTOS MASTERS	3:16.60
4	McINTYRE, JOAN	60	NEW ENGLAND MASTERS	3:17.96
5	TURCOTTE, BOBBI	61	SAN DIEGO SWIM MASTERS	3:25.48
6	McEWAN, DORIS	64	1000 ISLANDS SWIM MA( )	3:36.63
7	WESSNER, ELEANOR	63	TULSA MASTERS	3:41.81
8	SCHOEPPERLE, NANCY	64	NIAGARA MASTERS	3:56.33
9	OLSEN, GLADYS	62	LINCOLN MASTERS	4:00.24
10	KNEPP, CAROL	63	MARYLAND MASTERS	4:13.31
11	BOAZ, MARY	60	ST. PETERSBURG MASTERS	4:51.32
12	GRUENDER, JEANE	60	MISSOURI VALLEY MASTER	4:57.05
13	HOLMES, MARY	61	ROCKY MOUNTAIN MASTERS	4:59.06

**EVENT # 35: 60-64 WOMEN 50 YD BREASTSTROKE**

#	SWIMMER's NAME	( AGE )	CLUB	( ) TIME (
1	SHOCKLEY, MICKEY	60	EL SEGUNDO MASTERS	45.80
2	GLARATON, JOAN	62	HOLMES LUMBER JAX	46.72
3	RINDNER, EVA	60	NEW ENGLAND MASTERS	48.07
4	HEIGHAM, KATHERINE	60	NEW ENGLAND MASTERS	50.02
5	DIXON, KATHY	61	NEWPORT BEACH	52.76
6	CARLYLE, L. MURIEL	63	1000 ISLANDS SWIM MA( )	1:04.38

**EVENT # 21: 60-64 WOMEN 100 YD BREASTSTROKE**

#	SWIMMER's NAME	( AGE )	CLUB	( ) TIME (
1	SHOCKLEY, MICKEY	60	EL SEGUNDO MASTERS	1:40.36
2	GLARATON, JOAN	62	HOLMES LUMBER JAX	1:45.17
3	RINDNER, EVA	60	NEW ENGLAND MASTERS	1:45.76
4	HEIGHAM, KATHERINE	60	NEW ENGLAND MASTERS	1:48.62
5	SMITH, MARY	60	GREMIO SULAMERICA ( )	1:51.16
6	O'BRIEN, NANCY	60	VALLEY FORGE MASTERS	1:51.26
7	OLSEN, GLADYS	62	LINCOLN MASTERS	1:51.83
8	DIXON, KATHY	61	NEWPORT BEACH	1:54.15
9	DUNN, BETTY	64	NIAGARA MASTERS	1:56.45
10	CARLYLE, L. MURIEL	63	1000 ISLANDS SWIM MA( )	2:20.48
11	McCORMACK, BETTY	64	DAYTONA AREA MASTERS	2:25.50
12	BOWEN, ELLEN	64	CLEARWATER-LARGO Y MAS	2:26.12

**EVENT # 5: 60-64 WOMEN 200 YD BREASTSTROKE**

#	SWIMMER's NAME	( AGE )	CLUB	( ) TIME (
1	KRAUSER, JUNE	62	GOLD COAST MASTERS	3:31.59
2	ROGERS, ELFRIEDE	61	WALNUT CREEK MASTERS	3:35.83
3	SHOCKLEY, MICKEY	60	EL SEGUNDO MASTERS	3:39.49
4	McEWAN, DORIS	64	1000 ISLANDS SWIM MA( )	3:45.85
5	RINDNER, EVA	60	NEW ENGLAND MASTERS	3:50.76
6	O'BRIEN, NANCY	60	VALLEY FORGE MASTERS	3:52.25
7	GLARATON, JOAN	62	HOLMES LUMBER JAX	3:54.55
8	OLSEN, GLADYS	62	LINCOLN MASTERS	4:00.30
9	ESPOSITO, HEDY	60	EMPIRE ST MASTERS SWIM	4:00.82
10	GRUENDER, JEANE	60	MISSOURI VALLEY MASTER	4:30.16
11	BOWEN, ELLEN	64	CLEARWATER-LARGO Y MAS	5:08.27
12	McCORMACK, BETTY	64	DAYTONA AREA MASTERS	5:13.68
13	CARLYLE, L. MURIEL	63	1000 ISLANDS SWIM MA( )	5:16.55

**EVENT # 39: 60-64 WOMEN 50 YD BUTTERFLY**

#	SWIMMER's NAME	( AGE )	CLUB	( ) TIME (
1	GRUENDER, EDIE	60	ARIZONA MASTERS	38.11
2	BRUCE, CYNTHIA	61	GOLD COAST MASTERS	38.75
3	SEHORN, DELLA	61	LOS ALTOS MASTERS	42.01
4	SHOCKLEY, MICKEY	60	EL SEGUNDO MASTERS	42.28
5	DIXON, KATHY	61	NEWPORT BEACH	48.97
6	GLARATON, JOAN	62	HOLMES LUMBER JAX	50.63
7	BOWEN, ELLEN	64	CLEARWATER-LARGO Y MAS	1:04.40

**EVENT # 7: 60-64 WOMEN 100 YD BUTTERFLY**

#	SWIMMER's NAME	( AGE )	CLUB	( ) TIME (
1	KRAUSER, JUNE	62	GOLD COAST MASTERS	1:28.63
2	GRUENDER, EDIE	60	ARIZONA MASTERS	1:31.72
3	DIXON, KATHY	61	NEWPORT BEACH	1:48.31
4	SEAGREN, RUTH	64	ARIZONA MASTERS	2:03.47
5	BOWEN, ELLEN	64	CLEARWATER-LARGO Y MAS	2:27.89
6	DUNN, BETTY	64	NIAGARA MASTERS	DQ

**EVENT # 25: 60-64 WOMEN 200 YD BUTTERFLY**

#	SWIMMER's NAME	( AGE )	CLUB	( ) TIME (
1	KRAUSER, JUNE	62	GOLD COAST MASTERS	3:12.31
2	RUSS, BETTY	62	O'HAI'O MASTERS	3:14.98
3	GRUENDER, EDIE	60	ARIZONA MASTERS	3:33.31
4	ROGERS, ELFRIEDE	61	WALNUT CREEK MASTERS	3:50.19
5	OLSEN, GLADYS	62	LINCOLN MASTERS	4:18.71
6	BOWEN, ELLEN	64	CLEARWATER-LARGO Y MAS	5:14.59

**EVENT # 27: 60-64 WOMEN 100 YD INDIVIDUAL MEDLEY**

#	SWIMMER's NAME	( AGE )	CLUB	( ) TIME (
1	BRUCE, CYNTHIA	61	GOLD COAST MASTERS	1:24.69
2	SEHORN, DELLA	61	LOS ALTOS MASTERS	1:29.70
3	GREETHAM, BERNIECE	62	RALEIGH AREA MASTERS	1:32.00
4	SHOCKLEY, MICKEY	60	EL SEGUNDO MASTERS	1:36.64
5	McEWAN, DORIS	64	1000 ISLANDS SWIM MA( )	1:37.36
6	McINTYRE, JOAN	60	NEW ENGLAND MASTERS	1:38.09
7	O'BRIEN, NANCY	60	VALLEY FORGE MASTERS	1:39.86
8	DUNN, BETTY	64	NIAGARA MASTERS	1:39.94
9	HEIGHAM, KATHERINE	60	NEW ENGLAND MASTERS	1:43.07
10	DIXON, KATHY	61	NEWPORT BEACH	1:44.48
11	GLARATON, JOAN	62	HOLMES LUMBER JAX	1:45.46
12	SEAGREN, RUTH	64	ARIZONA MASTERS	1:53.17
13	KNEPP, CAROL	63	MARYLAND MASTERS	2:03.32
14	GREGG, PHYLLIS	62	TULSA MASTERS	2:24.01
15	CARLYLE, L. MURIEL	63	1000 ISLANDS SWIM MA( )	2:44.61
16	McCORMACK, BETTY	64	DAYTONA AREA MASTERS	DQ

**EVENT # 13: 60-64 WOMEN 200 YD INDIVIDUAL MEDLEY**

#	SWIMMER's NAME	( AGE )	CLUB	( ) TIME (
1	SEHORN, DELLA	61	LOS ALTOS MASTERS	3:11.74
2	RUSS, BETTY	62	O'HAI'O MASTERS	3:12.97
3	GRUENDER, EDIE	60	ARIZONA MASTERS	3:18.71
4	GREETHAM, BERNIECE	62	RALEIGH AREA MASTERS	3:23.16
5	ROGERS, ELFRIEDE	61	WALNUT CREEK MASTERS	3:23.49
6	O'BRIEN, NANCY	60	VALLEY FORGE MASTERS	3:35.08
7	WESSNER, ELEANOR	63	TULSA MASTERS	3:35.76
8	SHOCKLEY, MICKEY	60	EL SEGUNDO MASTERS	3:38.07
9	DIXON, KATHY	61	NEWPORT BEACH	3:51.19
10	GLARATON, JOAN	62	HOLMES LUMBER JAX	3:51.39
11	ESPOSITO, HEDY	60	EMPIRE ST MASTERS SWIM	3:58.63
12	SEAGREN, RUTH	64	ARIZONA MASTERS	4:07.94
13	GREGG, PHYLLIS	62	TULSA MASTERS	5:10.09
14	DUNN, BETTY	64	NIAGARA MASTERS	DQ

**EVENT # 43: 60-64 WOMEN 400 YD INDIVIDUAL MEDLEY**

#	SWIMMER's NAME	( AGE )	CLUB	( ) TIME (
1	KRAUSER, JUNE	62	GOLD COAST MASTERS	6:38.95
2	ROGERS, ELFRIEDE	61	WALNUT CREEK MASTERS	7:14.76
3	WESSNER, ELEANOR	63	TULSA MASTERS	7:39.98
4	BOWEN, ELLEN	64	CLEARWATER-LARGO Y MAS	10:00.53

**USMS National Short Course Championships  
Final Results**

**EVENT # 23: 65-69 WOMEN 50 YD FREESTYLE**

#	SWIMMER'S NAME	(AGE)	CLUB	( ) TIME (
1	DONNELLY, DOROTHY	67	CONNECTICUT MASTERS	32.76
2	MERRYMAN, JEANNE	66	VALLEY FORGE MASTERS	33.85
3	STAIGE, PHYLLIS	65	MINNESOTA MASTERS	34.67
4	BAAR, RUTH	66	SANTA BARBARA MASTERS	35.24
5	DENDY, BARDI	68	SUNCOAST MASTERS	36.95
6	BURRILL, BILLIE ANN	68	NEW ENGLAND MASTERS	37.60
7	POOLE, LIBBY	68	CHARLESTON MASTERS	42.16
8	MORRISH, JULIA	65	PACIFIC NORTHWEST	43.14
9	SMALLY, JAN	67	SUNCOAST MASTERS	46.37
10	HUBBELL, LORETTA	66	MISSION BAY MAKOS	49.07
11	NICHOLS, DEANNA	67	MARYLAND MASTERS	49.92
12	HEATH, LOU	69	ROCKY MOUNTAIN MASTERS	50.40
13	SOBEL, BERNICE	68	MISSION BAY MAKOS	54.17

**EVENT # 11: 65-69 WOMEN 100 YD FREESTYLE**

#	SWIMMER'S NAME	(AGE)	CLUB	( ) TIME (
1	DONNELLY, DOROTHY	67	CONNECTICUT MASTERS	1:12.80
2	STAIGE, PHYLLIS	65	MINNESOTA MASTERS	1:16.80
3	MERRYMAN, JEANNE	66	VALLEY FORGE MASTERS	1:17.53
4	BAAR, RUTH	66	SANTA BARBARA MASTERS	1:24.19
5	MEYER, MARGERY	66	SANTA CRUZ MASTERS	1:24.82
6	BURRILL, BILLIE ANN	68	NEW ENGLAND MASTERS	1:25.27
7	WATSON, MARY	67	GREATER NASHVILLE	1:25.91
8	ALTUS, GRACE	65	SANTA BARBARA MASTERS	1:26.05
9	WRIGHT, ELINOR	65	NEW ENGLAND MASTERS	1:38.25
10	HOTTINGER, ANA-MARY	67	ROCKY MOUNTAIN MASTERS	1:48.72
11	NICHOLS, DEANNA	67	MARYLAND MASTERS	1:48.94
12	CHADWICK, MARION	67	PACIFIC NORTHWEST	1:49.62
13	HEATH, LOU	69	ROCKY MOUNTAIN MASTERS	1:49.97
14	WALTER, WINNIE	68	CLEARWATER-LARGO Y MAS	1:54.29
15	FUSSELMAN, GLADYS	69	MIDDLE ATLANTIC MASTER	2:03.82

**EVENT # 33: 65-69 WOMEN 200 YD FREESTYLE**

#	SWIMMER'S NAME	(AGE)	CLUB	( ) TIME (
1	DONNELLY, DOROTHY	67	CONNECTICUT MASTERS	2:51.22
2	STAIGE, PHYLLIS	65	MINNESOTA MASTERS	2:58.17
3	MANFREDI, RUTH	65	ARIZONA MASTERS	3:02.73
4	WATSON, MARY	67	GREATER NASHVILLE	3:07.25
5	BAAR, RUTH	66	SANTA BARBARA MASTERS	3:07.48
6	ALTUS, GRACE	65	SANTA BARBARA MASTERS	3:08.45
7	BURRILL, BILLIE ANN	68	NEW ENGLAND MASTERS	3:13.45
8	WRIGHT, ELINOR	65	NEW ENGLAND MASTERS	3:28.87
9	NEWMAN, MARJORIE	65	HOLMES LUMBER JAX	3:35.66
10	HOTTINGER, ANA-MARY	67	ROCKY MOUNTAIN MASTERS	3:51.03
11	CHADWICK, MARION	67	PACIFIC NORTHWEST	3:52.81
12	WALTER, WINNIE	68	CLEARWATER-LARGO Y MAS	4:02.83
13	SMALLY, JAN	67	SUNCOAST MASTERS	4:11.44
14	FUSSELMAN, GLADYS	69	MIDDLE ATLANTIC MASTER	4:17.70
15	SOBEL, BERNICE	68	MISSION BAY MAKOS	5:02.10

**EVENT # 31: 65-69 WOMEN 500 YD FREESTYLE**

#	SWIMMER'S NAME	(AGE)	CLUB	( ) TIME (
1	WATSON, MARY	67	GREATER NASHVILLE	7:57.46
2	STAIGE, PHYLLIS	65	MINNESOTA MASTERS	8:11.32
3	MANFREDI, RUTH	65	ARIZONA MASTERS	8:14.58
4	MEYER, MARGERY	66	SANTA CRUZ MASTERS	8:18.46
5	BURRILL, BILLIE ANN	68	NEW ENGLAND MASTERS	8:26.42
6	BAAR, RUTH	66	SANTA BARBARA MASTERS	8:28.27
7	ALTUS, GRACE	65	SANTA BARBARA MASTERS	8:39.06
8	PETERS, DORIS	66	ST. LOUIS AREA MASTERS	9:03.93
9	NEWMAN, MARJORIE	65	HOLMES LUMBER JAX	9:46.56
10	HOTTINGER, ANA-MARY	67	ROCKY MOUNTAIN MASTERS	9:57.66
11	CHADWICK, MARION	67	PACIFIC NORTHWEST	10:23.14
12	WALTER, WINNIE	68	CLEARWATER-LARGO Y MAS	10:41.59
13	FUSSELMAN, GLADYS	69	MIDDLE ATLANTIC MASTER	11:24.18

**EVENT # 1: 65-69 WOMEN 1000 YD FREESTYLE**

#	SWIMMER'S NAME	(AGE)	CLUB	( ) TIME (
1	STAIGE, PHYLLIS	65	MINNESOTA MASTERS	16:20.63
2	MANFREDI, RUTH	65	ARIZONA MASTERS	16:30.52
3	WATSON, MARY	67	GREATER NASHVILLE	17:08.94
4	BURRILL, BILLIE ANN	68	NEW ENGLAND MASTERS	17:16.39
5	BAAR, RUTH	66	SANTA BARBARA MASTERS	17:18.72
6	MEYER, MARGERY	66	SANTA CRUZ MASTERS	17:32.93
7	NEWMAN, MARJORIE	65	HOLMES LUMBER JAX	20:00.07
8	FROHS, AGOTA	69	ROCKY MOUNTAIN MASTERS	20:05.53
9	FUSSELMAN, GLADYS	69	MIDDLE ATLANTIC MASTER	24:36.48

**EVENT # 3: 65-69 WOMEN 1650 YD FREESTYLE**

#	SWIMMER'S NAME	(AGE)	CLUB	( ) TIME (
1	ALTUS, GRACE	65	SANTA BARBARA MASTERS	26:57.88
2	BEERS, JEAN	66	SPACE COAST MASTERS	30:24.11
3	PETERS, DORIS	66	ST. LOUIS AREA MASTERS	31:04.31
4	HOTTINGER, ANA-MARY	67	ROCKY MOUNTAIN MASTERS	33:32.70
5	CHADWICK, MARION	67	PACIFIC NORTHWEST	34:28.27

**EVENT # 9: 65-69 WOMEN 50 YD BACKSTROKE**

#	SWIMMER'S NAME	(AGE)	CLUB	( ) TIME (
1	MERRYMAN, JEANNE	66	VALLEY FORGE MASTERS	41.84
2	KENNER, REGAN	65	ST. LOUIS AREA MASTERS	43.64
3	ALLNUTT, SARAH	65	FREDERICK YMCA	44.01
4	MEYER, MARGERY	66	SANTA CRUZ MASTERS	45.32
5	CHRISTIAN, BETTY	67	MISSOURI VALLEY MASTER	46.98
6	MORRISH, JULIA	65	PACIFIC NORTHWEST	49.25
7	HEATH, LOU	69	ROCKY MOUNTAIN MASTERS	50.30
8	BAAR, RUTH	66	SANTA BARBARA MASTERS	50.73
9	ZULICH, JEAN	68	NEW ENGLAND MASTERS	51.09
10	CHADWICK, MARION	67	PACIFIC NORTHWEST	1:00.76
11	HUBBELL, LORETTA	66	MISSION BAY MAKOS	1:06.83
12	FUSSELMAN, GLADYS	69	MIDDLE ATLANTIC MASTER	1:07.00
13	SOBEL, MARION	68	MISSION BAY MAKOS	1:19.03
14	SOBEL, BERNICE	68	MISSION BAY MAKOS	1:29.25
15	NICHOLS, DEANNA	67	MARYLAND MASTERS	DD

**EVENT # 37: 65-69 WOMEN 100 YD BACKSTROKE**

#	SWIMMER'S NAME	(AGE)	CLUB	( ) TIME (
1	KENNER, REGAN	65	ST. LOUIS AREA MASTERS	1:32.26
2	MERRYMAN, JEANNE	66	VALLEY FORGE MASTERS	1:33.83
3	MEYER, MARGERY	66	SANTA CRUZ MASTERS	1:40.82
4	WATSON, MARY	67	GREATER NASHVILLE	1:45.50
5	CHRISTIAN, BETTY	67	MISSOURI VALLEY MASTER	1:46.67
6	HEATH, LOU	69	ROCKY MOUNTAIN MASTERS	1:53.85
7	NICHOLS, DEANNA	67	MARYLAND MASTERS	2:19.94

**EVENT # 19: 65-69 WOMEN 200 YD BACKSTROKE**

#	SWIMMER'S NAME	(AGE)	CLUB	( ) TIME (
1	MERRYMAN, JEANNE	66	VALLEY FORGE MASTERS	3:27.88
2	WATSON, MARY	67	GREATER NASHVILLE	3:42.78
3	MEYER, MARGERY	66	SANTA CRUZ MASTERS	3:52.25
4	MORRISH, JULIA	65	PACIFIC NORTHWEST	4:00.46
5	HEATH, LOU	69	ROCKY MOUNTAIN MASTERS	4:08.50
6	NEWMAN, MARJORIE	65	HOLMES LUMBER JAX	4:12.42
7	NICHOLS, DEANNA	67	MARYLAND MASTERS	4:48.90
8	SOBEL, MARION	68	MISSION BAY MAKOS	6:00.63
9	SOBEL, BERNICE	68	MISSION BAY MAKOS	7:08.75

**USMS National Short Course Championships  
Final Results**

**EVENT # 35: 65-69 WOMEN 50 YD BREASTSTROKE**

#	SWIMMER'S NAME	( AGE )	CLUB	( ) TIME (
1	CHRISTIAN, BETTY	67	MISSOURI VALLEY MASTER	42.82
2	KENNER, REGAN	65	ST. LOUIS AREA MASTERS	43.56
3	COSTELLO, CHARLOTTE	66	HUMUHUMUNUKUNUKUAPUAA	45.52
4	ALLNUTT, SARAH	65	FREDERICK YMCA	45.84
5	HOWELL, JAE	66	WALNUT CREEK MASTERS	47.69
6	BEERS, JEAN	66	SPACE COAST MASTERS	50.34
7	FROHS, AGOTA	69	ROCKY MOUNTAIN MASTERS	51.01
8	ZULICH, JEAN	68	NEW ENGLAND MASTERS	55.26
9	POOLE, LIBBY	68	CHARLESTON MASTERS	55.83
10	SOBEL, MARION	68	MISSION BAY MAKOS	1:12.69

**EVENT # 21: 65-69 WOMEN 100 YD BREASTSTROKE**

#	SWIMMER'S NAME	( AGE )	CLUB	( ) TIME (
1	KENNER, REGAN	65	ST. LOUIS AREA MASTERS	1:35.10
2	CHRISTIAN, BETTY	67	MISSOURI VALLEY MASTER	1:35.99
3	COSTELLO, CHARLOTTE	66	HUMUHUMUNUKUNUKUAPUAA	1:38.56
4	ALLNUTT, SARAH	65	FREDERICK YMCA	1:39.11
5	HOWELL, JAE	66	WALNUT CREEK MASTERS	1:47.56
6	PETERS, DORIS	66	ST. LOUIS AREA MASTERS	1:53.17
7	BEERS, JEAN	66	SPACE COAST MASTERS	1:53.90
8	FROHS, AGOTA	69	ROCKY MOUNTAIN MASTERS	1:56.84
9	WRIGHT, ELINOR	65	NEW ENGLAND MASTERS	2:01.92
10	ZULICH, JEAN	68	NEW ENGLAND MASTERS	2:03.89
11	POOLE, LIBBY	68	CHARLESTON MASTERS	2:07.60
12	SOBEL, MARION	68	MISSION BAY MAKOS	2:55.62

**EVENT # 5: 65-69 WOMEN 200 YD BREASTSTROKE**

#	SWIMMER'S NAME	( AGE )	CLUB	( ) TIME (
1	KENNER, REGAN	65	ST. LOUIS AREA MASTERS	3:26.20
2	CHRISTIAN, BETTY	67	MISSOURI VALLEY MASTER	3:33.06
3	ALLNUTT, SARAH	65	FREDERICK YMCA	3:41.12
4	COSTELLO, CHARLOTTE	66	HUMUHUMUNUKUNUKUAPUAA	3:42.25
5	HOWELL, JAE	66	WALNUT CREEK MASTERS	3:51.67
6	FROHS, AGOTA	69	ROCKY MOUNTAIN MASTERS	4:06.45
7	WRIGHT, ELINOR	65	NEW ENGLAND MASTERS	4:30.91
8	POOLE, LIBBY	68	CHARLESTON MASTERS	4:39.40

**EVENT # 39: 65-69 WOMEN 50 YD BUTTERFLY**

#	SWIMMER'S NAME	( AGE )	CLUB	( ) TIME (
1	COSTELLO, CHARLOTTE	66	HUMUHUMUNUKUNUKUAPUAA	41.26
2	MERRYMAN, JEANNE	66	VALLEY FORGE MASTERS	41.99
3	ALLNUTT, SARAH	65	FREDERICK YMCA	44.31
4	HOWELL, JAE	66	WALNUT CREEK MASTERS	48.08
5	McGAUGHEY, SUE	67	SPACE COAST MASTERS	48.95
6	ALTUS, GRACE	65	SANTA BARBARA MASTERS	49.23
7	PETERS, DORIS	66	ST. LOUIS AREA MASTERS	50.37
8	REYNOLD, JUNE	67	HOLMES LUMBER JAX	51.33
9	ZULICH, JEAN	68	NEW ENGLAND MASTERS	54.34
10	POOLE, LIBBY	68	CHARLESTON MASTERS	55.08
11	WALTER, WINNIE	68	CLEARWATER-LARGO Y MAS	59.78

**EVENT # 7: 65-69 WOMEN 100 YD BUTTERFLY**

#	SWIMMER'S NAME	( AGE )	CLUB	( ) TIME (
1	COSTELLO, CHARLOTTE	66	HUMUHUMUNUKUNUKUAPUAA	1:42.13
2	McGAUGHEY, SUE	67	SPACE COAST MASTERS	1:52.37
3	HOWELL, JAE	66	WALNUT CREEK MASTERS	1:58.14
4	REYNOLD, JUNE	67	HOLMES LUMBER JAX	1:58.54
5	ALTUS, GRACE	65	SANTA BARBARA MASTERS	1:58.68
6	ZULICH, JEAN	68	NEW ENGLAND MASTERS	2:03.57
7	POOLE, LIBBY	68	CHARLESTON MASTERS	2:12.12
8	WALTER, WINNIE	68	CLEARWATER-LARGO Y MAS	2:25.10

**EVENT # 25: 65-69 WOMEN 200 YD BUTTERFLY**

#	SWIMMER'S NAME	( AGE )	CLUB	( ) TIME (
1	MANFREDI, RUTH	65	ARIZONA MASTERS	3:44.25
2	REYNOLD, JUNE	67	HOLMES LUMBER JAX	4:34.43
3	WALTER, WINNIE	68	CLEARWATER-LARGO Y MAS	5:04.02
4	NEWMAN, MARJORIE	65	HOLMES LUMBER JAX	5:44.95

**EVENT # 27: 65-69 WOMEN 100 YD INDIVIDUAL MEDLEY**

#	SWIMMER'S NAME	( AGE )	CLUB	( ) TIME (
1	DONNELLY, DOROTHY	67	CONNECTICUT MASTERS	1:31.17
2	COSTELLO, CHARLOTTE	66	HUMUHUMUNUKUNUKUAPUAA	1:31.37
3	ALLNUTT, SARAH	65	FREDERICK YMCA	1:36.39
4	CHRISTIAN, BETTY	67	MISSOURI VALLEY MASTER	1:36.50
5	REYNOLD, JUNE	67	HOLMES LUMBER JAX	1:43.58
6	PETERS, DORIS	66	ST. LOUIS AREA MASTERS	1:46.40
7	BEERS, JEAN	66	SPACE COAST MASTERS	1:46.48
8	McGAUGHEY, SUE	67	SPACE COAST MASTERS	1:48.74
9	FROHS, AGOTA	69	ROCKY MOUNTAIN MASTERS	1:52.36
10	ZULICH, JEAN	68	NEW ENGLAND MASTERS	1:54.32
11	SOBEL, MARION	68	MISSION BAY MAKOS	2:46.51
12	SOBEL, BERNICE	68	MISSION BAY MAKOS	3:02.65

**EVENT # 13: 65-69 WOMEN 200 YD INDIVIDUAL MEDLEY**

#	SWIMMER'S NAME	( AGE )	CLUB	( ) TIME (
1	DONNELLY, DOROTHY	67	CONNECTICUT MASTERS	3:28.47
2	MANFREDI, RUTH	65	ARIZONA MASTERS	3:36.41
3	REYNOLD, JUNE	67	HOLMES LUMBER JAX	3:53.32
4	PETERS, DORIS	66	ST. LOUIS AREA MASTERS	3:54.07
5	McGAUGHEY, SUE	67	SPACE COAST MASTERS	3:59.65
6	BEERS, JEAN	66	SPACE COAST MASTERS	4:00.75

**EVENT # 43: 65-69 WOMEN 400 YD INDIVIDUAL MEDLEY**

#	SWIMMER'S NAME	( AGE )	CLUB	( ) TIME (
1	MANFREDI, RUTH	65	ARIZONA MASTERS	7:39.16
2	REYNOLD, JUNE	67	HOLMES LUMBER JAX	8:22.72
3	HOWELL, JAE	66	WALNUT CREEK MASTERS	8:26.51
4	NEWMAN, MARJORIE	65	HOLMES LUMBER JAX	9:47.19

**Team Orlando Masters wishes**

**GOOD LUCK**

**to all Competitors!!**

**Come Swim with Us in Orlando  
Call: Heidi Fuchs (407) 345-0417**

**USMS National Short Course Championships  
Final Results**

## EVENT # 23: 70-74 WOMEN 50 YD FREESTYLE

#	SWIMMER'S NAME	(AGE)	CLUB	( ) TIME (
1	DONOVAN, LOUISE	70	LINCOLN MASTERS	35.85
2	HUMMER, HELEN	70	D.C. MASTERS	39.84
3	JOBSON, LOUISE	70	NEWPORT BEACH	40.89
4	FULMER, MARY	70	SUNCOAST MASTERS	41.65
5	HOFFRICHTER, NORMA	70	ARKANSAS MASTERS	41.79
6	LATHRAM, MARY	73	D.C. MASTERS	47.91
7	COLBURN, ELIZABETH	71	LINCOLN MASTERS	49.06
8	SULLIVAN, VICKEE	72	HOLMES LUMBER JAX	50.09
9	MURPHY, LORRAINE	70	D.C. MASTERS	50.30
10	CAHILL, HELEN	73	MARYLAND MASTERS	56.19
11	HUPP, MILLIE	73	HOLMES LUMBER JAX	1:05.89

## EVENT # 11: 70-74 WOMEN 100 YD FREESTYLE

#	SWIMMER'S NAME	(AGE)	CLUB	( ) TIME (
1	DONOVAN, LOUISE	70	LINCOLN MASTERS	1:21.49
2	HUMMER, HELEN	70	D.C. MASTERS	1:30.89
3	HOFFRICHTER, NORMA	70	ARKANSAS MASTERS	1:33.28
4	FULMER, MARY	70	SUNCOAST MASTERS	1:35.35
5	JOBSON, LOUISE	70	NEWPORT BEACH	1:35.65
6	LATHRAM, MARY	73	D.C. MASTERS	1:52.01
7	SULLIVAN, VICKEE	72	HOLMES LUMBER JAX	1:52.58
8	MURPHY, LORRAINE	70	D.C. MASTERS	1:53.61
9	COLBURN, ELIZABETH	71	LINCOLN MASTERS	1:54.13
10	KELLOGG, M-MARGARET	72	MIDDLE ATLANTIC MASTER	2:07.33
11	ELLERT, LOIS	74	ROCKY MOUNTAIN MASTERS	2:08.01
12	RIDENOUR, RUTH	74	SANTA BARBARA MASTERS	2:10.36
13	CAHILL, HELEN	73	MARYLAND MASTERS	2:15.13
14	HUPP, MILLIE	73	HOLMES LUMBER JAX	2:21.51

## EVENT # 33: 70-74 WOMEN 200 YD FREESTYLE

#	SWIMMER'S NAME	(AGE)	CLUB	( ) TIME (
1	DONOVAN, LOUISE	70	LINCOLN MASTERS	3:08.05
2	FRISCHHERTZ, YVONNE	71	NEW ORLEANS AQUATICS	3:32.34
3	JOBSON, LOUISE	70	NEWPORT BEACH	3:40.32
4	WOOD, EFFIE	70	CLEARWATER-LARGO Y MAS	4:06.12
5	KELLOGG, M-MARGARET	72	MIDDLE ATLANTIC MASTER	4:26.37
6	ELLERT, LOIS	74	ROCKY MOUNTAIN MASTERS	4:35.46
7	CAHILL, HELEN	73	MARYLAND MASTERS	4:40.41
8	RIDENOUR, RUTH	74	SANTA BARBARA MASTERS	4:43.30
9	HUPP, MILLIE	73	HOLMES LUMBER JAX	5:23.47

## EVENT # 31: 70-74 WOMEN 500 YD FREESTYLE

#	SWIMMER'S NAME	(AGE)	CLUB	( ) TIME (
1	DONOVAN, LOUISE	70	LINCOLN MASTERS	8:36.11
2	LENK, MARIA	74	GREMIO SULAMERICA ( )	9:06.01
3	FRISCHHERTZ, YVONNE	71	NEW ORLEANS AQUATICS	9:15.01
4	JOBSON, LOUISE	70	NEWPORT BEACH	9:44.35
5	KELLOGG, M-MARGARET	72	MIDDLE ATLANTIC MASTER	11:27.82
6	LATHRAM, MARY	73	D.C. MASTERS	11:28.39
7	ELLERT, LOIS	74	ROCKY MOUNTAIN MASTERS	11:51.50

## EVENT # 1: 70-74 WOMEN 1000 YD FREESTYLE

#	SWIMMER'S NAME	(AGE)	CLUB	( ) TIME (
1	HUMMER, HELEN	70	D.C. MASTERS	18:27.29
2	BROWN, MARGIE	72	NEW ENGLAND MASTERS	19:09.78
3	JOBSON, LOUISE	70	NEWPORT BEACH	20:01.80

## EVENT # 3: 70-74 WOMEN 1650 YD FREESTYLE

#	SWIMMER'S NAME	(AGE)	CLUB	( ) TIME (
1	FRISCHHERTZ, YVONNE	71	NEW ORLEANS AQUATICS	31:24.01
2	LENK, MARIA	74	GREMIO SULAMERICA ( )	31:29.25
3	KELLOGG, M-MARGARET	72	MIDDLE ATLANTIC MASTER	39:08.77
4	KARIKER, ROSEMARY	70	DICK BOWER BOLTS	39:34.58
5	BELL, FRANCES	71	CRIMSON TIDE MASTERS	42:24.82
6	STEWART, ROSE	71	ARIZONA MASTERS	42:33.73

## EVENT # 9: 70-74 WOMEN 50 YD BACKSTROKE

#	SWIMMER'S NAME	(AGE)	CLUB	( ) TIME (
1	DONOVAN, LOUISE	70	LINCOLN MASTERS	44.82
2	BROWN, MARGIE	72	NEW ENGLAND MASTERS	45.11
3	FRISCHHERTZ, YVONNE	71	NEW ORLEANS AQUATICS	45.95
4	HOFFRICHTER, NORMA	70	ARKANSAS MASTERS	50.69
5	FULMER, MARY	70	SUNCOAST MASTERS	50.99
6	WOOD, EFFIE	70	CLEARWATER-LARGO Y MAS	55.02
7	LATHRAM, MARY	73	D.C. MASTERS	55.05
8	JOY, SALLY	72	WALNUT CREEK MASTERS	55.26
9	COLBURN, ELIZABETH	71	LINCOLN MASTERS	57.66
10	MURPHY, LORRAINE	70	D.C. MASTERS	1:03.52
11	HUPP, MILLIE	73	HOLMES LUMBER JAX	1:16.28
12	SULLIVAN, VICKEE	72	HOLMES LUMBER JAX	DQ

## EVENT # 37: 70-74 WOMEN 100 YD BACKSTROKE

#	SWIMMER'S NAME	(AGE)	CLUB	( ) TIME (
1	BROWN, MARGIE	72	NEW ENGLAND MASTERS	1:41.56
2	FRISCHHERTZ, YVONNE	71	NEW ORLEANS AQUATICS	1:45.29
3	HOFFRICHTER, NORMA	70	ARKANSAS MASTERS	1:47.07
4	LATHRAM, MARY	73	D.C. MASTERS	1:59.63
5	WOOD, EFFIE	70	CLEARWATER-LARGO Y MAS	2:04.21
6	COLBURN, ELIZABETH	71	LINCOLN MASTERS	2:06.02
7	ELLERT, LOIS	74	ROCKY MOUNTAIN MASTERS	2:17.94
8	MURPHY, LORRAINE	70	D.C. MASTERS	2:18.50
9	HUPP, MILLIE	73	HOLMES LUMBER JAX	2:44.66

## EVENT # 19: 70-74 WOMEN 200 YD BACKSTROKE

#	SWIMMER'S NAME	(AGE)	CLUB	( ) TIME (
1	FRISCHHERTZ, YVONNE	71	NEW ORLEANS AQUATICS	3:41.32
2	LATHRAM, MARY	73	D.C. MASTERS	4:24.73
3	WOOD, EFFIE	70	CLEARWATER-LARGO Y MAS	4:27.42
4	COLBURN, ELIZABETH	71	LINCOLN MASTERS	4:36.73
5	ELLERT, LOIS	74	ROCKY MOUNTAIN MASTERS	4:40.32
6	HUPP, MILLIE	73	HOLMES LUMBER JAX	5:31.31
7	STEWART, ROSE	71	ARIZONA MASTERS	5:48.90
8	ANDERSON, MILDRED	74	LONE STAR MASTERS	DQ

## EVENT # 35: 70-74 WOMEN 50 YD BREASTSTROKE

#	SWIMMER'S NAME	(AGE)	CLUB	( ) TIME (
1	ZINT, GERTRUD	71	HOLMES LUMBER JAX	45.37
2	JOY, SALLY	72	WALNUT CREEK MASTERS	51.70
3	HOFFRICHTER, NORMA	70	ARKANSAS MASTERS	52.31
4	WOODSIDE, DOROTHEA	71	SOUTHWEST OHIO MASTERS	53.19
5	COLBURN, ELIZABETH	71	LINCOLN MASTERS	56.37
6	FULMER, MARY	70	SUNCOAST MASTERS	58.28
7	SULLIVAN, VICKEE	72	HOLMES LUMBER JAX	DQ

**USMS National Short Course Championships  
Final Results**

## EVENT # 21: 70-74 WOMEN 100 YD BREASTSTROKE

#	SWIMMER'S NAME	( AGE )	CLUB	( ) TIME (
1	ZINT, GERTRUD	71	HOLMES LUMBER JAX	1:46.20
2	WOODSIDE, DOROTHEA	71	SOUTHWEST OHIO MASTERS	1:57.68
3	JOY, SALLY	72	WALNUT CREEK MASTERS	1:58.11
4	BELL, FRANCES	71	CRIMSON TIDE MASTERS	2:31.54
5	ANDERSON, MILDRED	74	LONE STAR MASTERS	2:37.84
6	RIDENOUR, RUTH	74	SANTA BARBARA MASTERS	2:52.45
7	KELLOGG, M-MARGARET	72	MIDDLE ATLANTIC MASTER	3:01.15
8	SULLIVAN, VICKEE	72	HOLMES LUMBER JAX	DQ

## EVENT # 43: 70-74 WOMEN 400 YD INDIVIDUAL MEDLEY

#	SWIMMER'S NAME	( AGE )	CLUB	( ) TIME (
1	BROWN, MARGIE	72	NEW ENGLAND MASTERS	8:17.78
2	KARIKER, ROSEMARY	70	DICK BOWER BOLTS	9:48.58
3	BELL, FRANCES	71	CRIMSON TIDE MASTERS	10:08.62
4	RIDENOUR, RUTH	74	SANTA BARBARA MASTERS	11:40.33
5	STEWARD, ROSE	71	ARIZONA MASTERS	12:49.19

## EVENT # 5: 70-74 WOMEN 200 YD BREASTSTROKE

#	SWIMMER'S NAME	( AGE )	CLUB	( ) TIME (
1	ZINT, GERTRUD	71	HOLMES LUMBER JAX	3:55.15
2	JOY, SALLY	72	WALNUT CREEK MASTERS	4:29.88
3	BELL, FRANCES	71	CRIMSON TIDE MASTERS	5:20.41
4	KELLOGG, M-MARGARET	72	MIDDLE ATLANTIC MASTER	6:09.00

## EVENT # 39: 70-74 WOMEN 50 YD BUTTERFLY

#	SWIMMER'S NAME	( AGE )	CLUB	( ) TIME (
1	ZINT, GERTRUD	71	HOLMES LUMBER JAX	45.12
2	DONOVAN, LOUISE	70	LINCOLN MASTERS	46.26
3	HUMMER, HELEN	70	D.C. MASTERS	48.59
4	LENK, MARIA	74	GREMIO SULAMERICA ( )	50.59
5	JOY, SALLY	72	WALNUT CREEK MASTERS	51.11
6	JOBSON, LOUISE	70	NEWPORT BEACH	53.51
7	FULMER, MARY	70	SUNCOAST MASTERS	56.16
8	KARIKER, ROSEMARY	70	DICK BOWER BOLTS	56.57
9	MURPHY, LORRAINE	70	D.C. MASTERS	1:08.92

## EVENT # 7: 70-74 WOMEN 100 YD BUTTERFLY

#	SWIMMER'S NAME	( AGE )	CLUB	( ) TIME (
1	HUMMER, HELEN	70	D.C. MASTERS	1:52.72
2	LENK, MARIA	74	GREMIO SULAMERICA ( )	2:00.68
3	KARIKER, ROSEMARY	70	DICK BOWER BOLTS	2:04.84
4	STEWARD, ROSE	71	ARIZONA MASTERS	3:41.88

## EVENT # 25: 70-74 WOMEN 200 YD BUTTERFLY

#	SWIMMER'S NAME	( AGE )	CLUB	( ) TIME (
1	HUMMER, HELEN	70	D.C. MASTERS	4:30.31
2	KARIKER, ROSEMARY	70	DICK BOWER BOLTS	4:49.23
3	BELL, FRANCES	71	CRIMSON TIDE MASTERS	6:04.15
4	WOOD, EFFIE	70	CLEARWATER-LARGO Y MAS	6:08.85
5	STEWARD, ROSE	71	ARIZONA MASTERS	7:31.50
6	ANDERSON, MILDRED	74	LONE STAR MASTERS	DQ

## EVENT # 27: 70-74 WOMEN 100 YD INDIVIDUAL MEDLEY

#	SWIMMER'S NAME	( AGE )	CLUB	( ) TIME (
1	ZINT, GERTRUD	71	HOLMES LUMBER JAX	1:42.60
2	HOFFRICHTER, NORMA	70	ARKANSAS MASTERS	1:48.02
3	FULMER, MARY	70	SUNCOAST MASTERS	1:58.35
4	JOY, SALLY	72	WALNUT CREEK MASTERS	1:58.39
5	MURPHY, LORRAINE	70	D.C. MASTERS	2:26.78
6	RIDENOUR, RUTH	74	SANTA BARBARA MASTERS	2:37.56
7	CAHILL, HELEN	73	MARYLAND MASTERS	2:39.30

## EVENT # 13: 70-74 WOMEN 200 YD INDIVIDUAL MEDLEY

#	SWIMMER'S NAME	( AGE )	CLUB	( ) TIME (
1	ZINT, GERTRUD	71	HOLMES LUMBER JAX	3:45.50
2	BROWN, MARGIE	72	NEW ENGLAND MASTERS	3:50.33
3	KARIKER, ROSEMARY	70	DICK BOWER BOLTS	4:37.15
4	WOOD, EFFIE	70	CLEARWATER-LARGO Y MAS	5:02.46
5	RIDENOUR, RUTH	74	SANTA BARBARA MASTERS	5:38.75
6	STEWARD, ROSE	71	ARIZONA MASTERS	5:59.14

**WEST BOCA  
COMMUNITY  
CENTER**

**Timers and sponsors  
for the Men's  
100 Backstroke**

**USMS National Short Course Championships  
Final Results**

**EVENT # 23: 75-79 WOMEN 50 YD FREESTYLE**

#	SWIMMER'S NAME	(AGE)	CLUB	( ) TIME (
1	WICKLUN, MARIE	75	CONNECTICUT MASTERS	41.76
2	DOLCE, JULIA	79	JERSEY MASTERS	44.88
3	CHENAUX, JEAN	75	PUERTO RICO MASTERS ( )	45.86
4	KELLEHER, MARIE	76	VIRGINIA MASTERS	46.67
5	HENDRY, EDITH	78	ST. LOUIS AREA MASTERS	46.86
6	MILLER, MADELEINE	78	UNATTACHED	50.11
7	LANGKOP, DOROTHY	75	LONE STAR MASTERS	50.51
8	SCHULTZ, EVELYN	78	SPACE COAST MASTERS	53.72
9	SCANLON, MEREDITH	78	HOLMES LUMBER JAX	56.10
10	RYCKMAN, SALLY	77	ROCKY MOUNTAIN MASTERS	58.66
11	SOBEL, PEARL	77	EMPIRE ST MASTERS SWIM	1:03.44
12	PULLMAN, HEDY	77	D.C. MASTERS	1:07.15

**EVENT # 11: 75-79 WOMEN 100 YD FREESTYLE**

#	SWIMMER'S NAME	(AGE)	CLUB	( ) TIME (
1	WICKLUN, MARIE	75	CONNECTICUT MASTERS	1:36.74
2	DOLCE, JULIA	79	JERSEY MASTERS	1:41.06
3	CHENAUX, JEAN	75	PUERTO RICO MASTERS ( )	1:46.56
4	KELLEHER, MARIE	76	VIRGINIA MASTERS	1:48.04
5	KAHRS, GENEVA	75	CHARLESTON MASTERS	1:52.57
6	HENDRY, EDITH	78	ST. LOUIS AREA MASTERS	1:52.59
7	LANGKOP, DOROTHY	75	LONE STAR MASTERS	2:02.45
8	SCANLON, MEREDITH	78	HOLMES LUMBER JAX	2:05.02
9	MILLER, MADELEINE	78	UNATTACHED	2:09.71
10	SOBEL, PEARL	77	EMPIRE ST MASTERS SWIM	2:16.28
11	PULLMAN, HEDY	77	D.C. MASTERS	2:31.26

**EVENT # 33: 75-79 WOMEN 200 YD FREESTYLE**

#	SWIMMER'S NAME	(AGE)	CLUB	( ) TIME (
1	WICKLUN, MARIE	75	CONNECTICUT MASTERS	3:35.46
2	CHENAUX, JEAN	75	PUERTO RICO MASTERS ( )	3:56.48
3	KAHRS, GENEVA	75	CHARLESTON MASTERS	3:59.77
4	DOLCE, JULIA	79	JERSEY MASTERS	4:01.39
5	HENDRY, EDITH	78	ST. LOUIS AREA MASTERS	4:11.08

**EVENT # 31: 75-79 WOMEN 500 YD FREESTYLE**

#	SWIMMER'S NAME	(AGE)	CLUB	( ) TIME (
1	KAHRS, GENEVA	75	CHARLESTON MASTERS	10:34.50
2	CHENAUX, JEAN	75	PUERTO RICO MASTERS ( )	10:52.33
3	DOLCE, JULIA	79	JERSEY MASTERS	10:58.65

**EVENT # 1: 75-79 WOMEN 1000 YD FREESTYLE**

#	SWIMMER'S NAME	(AGE)	CLUB	( ) TIME (
1	DOLCE, JULIA	79	JERSEY MASTERS	22:15.90
2	KELLEHER, MARIE	76	VIRGINIA MASTERS	22:44.22

**EVENT # 3: 75-79 WOMEN 1650 YD FREESTYLE**

#	SWIMMER'S NAME	(AGE)	CLUB	( ) TIME (
1	KAHRS, GENEVA	75	CHARLESTON MASTERS	35:18.14

**EVENT # 9: 75-79 WOMEN 50 YD BACKSTROKE**

#	SWIMMER'S NAME	(AGE)	CLUB	( ) TIME (
1	WICKLUN, MARIE	75	CONNECTICUT MASTERS	46.51
2	HENDRY, EDITH	78	ST. LOUIS AREA MASTERS	54.14
3	HEIKKINEN, MARIE	77	RALEIGH AREA MASTERS	1:00.54
4	SCANLON, MEREDITH	78	HOLMES LUMBER JAX	1:01.32
5	DOLCE, JULIA	79	JERSEY MASTERS	1:01.52
6	LANGKOP, DOROTHY	75	LONE STAR MASTERS	1:09.07
7	SOBEL, PEARL	77	EMPIRE ST MASTERS SWIM	1:12.57
8	RYCKMAN, SALLY	77	ROCKY MOUNTAIN MASTERS	1:13.30
9	RIORDAN, DOROTHY	77	LAKESIDE MASTERS	1:17.30

**EVENT # 37: 75-79 WOMEN 100 YD BACKSTROKE**

#	SWIMMER'S NAME	(AGE)	CLUB	( ) TIME (
1	WICKLUN, MARIE	75	CONNECTICUT MASTERS	1:43.65
2	HEIKKINEN, MARIE	77	RALEIGH AREA MASTERS	2:06.20
3	HENDRY, EDITH	78	ST. LOUIS AREA MASTERS	2:10.27
4	KAHRS, GENEVA	75	CHARLESTON MASTERS	2:12.62
5	SCANLON, MEREDITH	78	HOLMES LUMBER JAX	2:16.95
6	LANGKOP, DOROTHY	75	LONE STAR MASTERS	2:31.23
7	PULLMAN, HEDY	77	D.C. MASTERS	2:41.31
8	RYCKMAN, SALLY	77	ROCKY MOUNTAIN MASTERS	2:43.47

**EVENT # 19: 75-79 WOMEN 200 YD BACKSTROKE**

#	SWIMMER'S NAME	(AGE)	CLUB	( ) TIME (
1	WICKLUN, MARIE	75	CONNECTICUT MASTERS	3:42.18
2	MILLER, MADELEINE	78	UNATTACHED	4:37.41
3	HENDRY, EDITH	78	ST. LOUIS AREA MASTERS	4:46.13
4	KELLEHER, MARIE	76	VIRGINIA MASTERS	4:46.72
5	KAHRS, GENEVA	75	CHARLESTON MASTERS	4:57.46

**EVENT # 35: 75-79 WOMEN 50 YD BREASTSTROKE**

#	SWIMMER'S NAME	(AGE)	CLUB	( ) TIME (
1	MILLER, MADELEINE	78	UNATTACHED	1:00.85
2	HEIKKINEN, MARIE	77	RALEIGH AREA MASTERS	1:01.92
3	SCHULTZ, EVELYN	78	SPACE COAST MASTERS	1:04.53
4	WILDER, ANNE	75	INDIAN RIVER COMM. COL	1:05.30
5	CHENAUX, JEAN	75	PUERTO RICO MASTERS ( )	1:06.29
6	SCANLON, MEREDITH	78	HOLMES LUMBER JAX	1:18.72
7	RIORDAN, DOROTHY	77	LAKESIDE MASTERS	1:21.03
8	PULLMAN, HEDY	77	D.C. MASTERS	1:34.46

**EVENT # 21: 75-79 WOMEN 100 YD BREASTSTROKE**

#	SWIMMER'S NAME	(AGE)	CLUB	( ) TIME (
1	HEIKKINEN, MARIE	77	RALEIGH AREA MASTERS	2:10.03
2	MILLER, MADELEINE	78	UNATTACHED	2:21.01
3	RIORDAN, DOROTHY	77	LAKESIDE MASTERS	3:00.39
4	PULLMAN, HEDY	77	D.C. MASTERS	3:17.30

**EVENT # 5: 75-79 WOMEN 200 YD BREASTSTROKE**

#	SWIMMER'S NAME	(AGE)	CLUB	( ) TIME (
1	MILLER, MADELEINE	78	UNATTACHED	5:00.86
2	WILDER, ANNE	75	INDIAN RIVER COMM. COL	5:01.73
3	RIORDAN, DOROTHY	77	LAKESIDE MASTERS	6:34.81

**EVENT # 39: 75-79 WOMEN 50 YD BUTTERFLY**

#	SWIMMER'S NAME	(AGE)	CLUB	( ) TIME (
1	KENNEDY, WIN	76	ST. PETERSBURG MASTERS	1:03.69
2	KELLEHER, MARIE	76	VIRGINIA MASTERS	1:09.01
3	WILDER, ANNE	75	INDIAN RIVER COMM. COL	1:14.08
4	RIORDAN, DOROTHY	77	LAKESIDE MASTERS	1:36.00

**EVENT # 7: 75-79 WOMEN 100 YD BUTTERFLY**

#	SWIMMER'S NAME	(AGE)	CLUB	( ) TIME (
1	MATTILA, ELSA	78	D.C. MASTERS	2:26.67
2	KENNEDY, WIN	76	ST. PETERSBURG MASTERS	2:37.81

**EVENT # 25: 75-79 WOMEN 200 YD BUTTERFLY**

#	SWIMMER'S NAME	(AGE)	CLUB	( ) TIME (
1	MATTILA, ELSA	78	D.C. MASTERS	5:40.32
2	WILDER, ANNE	75	INDIAN RIVER COMM. COL	5:48.80



USMS National Short Course Championships  
Final Results

EVENT # 27: 75-79 WOMEN 100 YD INDIVIDUAL MEDLEY

#	SWIMMER'S NAME	( AGE )	CLUB	( ) TIME (
1	MATTILA, ELSA	78	D.C. MASTERS	2:07.78
2	KENNEDY, WIN	76	ST. PETERSBURG MASTERS	2:08.80
3	KELLEHER, MARIE	76	VIRGINIA MASTERS	2:17.98
4	RIORDAN, DOROTHY	77	LAKESIDE MASTERS	2:47.87

EVENT # 13: 75-79 WOMEN 200 YD INDIVIDUAL MEDLEY

#	SWIMMER'S NAME	( AGE )	CLUB	( ) TIME (
1	MATTILA, ELSA	78	D.C. MASTERS	4:37.35
2	KENNEDY, WIN	76	ST. PETERSBURG MASTERS	4:57.76
3	WILDER, ANNE	75	INDIAN RIVER COMM. COL DO	

EVENT # 43: 75-79 WOMEN 400 YD INDIVIDUAL MEDLEY

#	SWIMMER'S NAME	( AGE )	CLUB	( ) TIME (
1	MATTILA, ELSA	78	D.C. MASTERS	9:52.77
2	KENNEDY, WIN	76	ST. PETERSBURG MASTERS	10:37.41
3	WILDER, ANNE	75	INDIAN RIVER COMM. COL DO	

EVENT # 23: 80-84 WOMEN 50 YD FREESTYLE

#	SWIMMER'S NAME	( AGE )	CLUB	( ) TIME (
1	McKECHNIE, MARIAN	84	ST. PETERSBURG MASTERS DO	

EVENT # 11: 80-84 WOMEN 100 YD FREESTYLE

#	SWIMMER'S NAME	( AGE )	CLUB	( ) TIME (
1	SHEPHARD, RITA	80	D.C. MASTERS	2:07.30

EVENT # 33: 80-84 WOMEN 200 YD FREESTYLE

#	SWIMMER'S NAME	( AGE )	CLUB	( ) TIME (
1	SHEPHARD, RITA	80	D.C. MASTERS	4:30.27
2	McKECHNIE, MARIAN	84	ST. PETERSBURG MASTERS	5:11.19

EVENT # 31: 80-84 WOMEN 500 YD FREESTYLE

#	SWIMMER'S NAME	( AGE )	CLUB	( ) TIME (
1	SHEPHARD, RITA	80	D.C. MASTERS	12:23.62

EVENT # 1: 80-84 WOMEN 1000 YD FREESTYLE  
THERE WERE NO ENTRIES FOR THIS EVENT.

EVENT # 3: 80-84 WOMEN 1650 YD FREESTYLE

#	SWIMMER'S NAME	( AGE )	CLUB	( ) TIME (
1	McKECHNIE, MARIAN	84	ST. PETERSBURG MASTERS DO	

EVENT # 9: 80-84 WOMEN 50 YD BACKSTROKE

#	SWIMMER'S NAME	( AGE )	CLUB	( ) TIME (
1	McKECHNIE, MARIAN	84	ST. PETERSBURG MASTERS	1:06.62

EVENT # 37: 80-84 WOMEN 100 YD BACKSTROKE

#	SWIMMER'S NAME	( AGE )	CLUB	( ) TIME (
1	SHEPHARD, RITA	80	D.C. MASTERS	2:33.16

EVENT # 19: 80-84 WOMEN 200 YD BACKSTROKE

#	SWIMMER'S NAME	( AGE )	CLUB	( ) TIME (
1	SHEPHARD, RITA	80	D.C. MASTERS	5:13.24
2	McKECHNIE, MARIAN	84	ST. PETERSBURG MASTERS	5:34.68

EVENT # 35: 80-84 WOMEN 50 YD BREASTSTROKE

THERE WERE NO ENTRIES FOR THIS EVENT.

EVENT # 21: 80-84 WOMEN 100 YD BREASTSTROKE

THERE WERE NO ENTRIES FOR THIS EVENT.

EVENT # 5: 80-84 WOMEN 200 YD BREASTSTROKE

THERE WERE NO ENTRIES FOR THIS EVENT.

EVENT # 39: 80-84 WOMEN 50 YD BUTTERFLY

THERE WERE NO ENTRIES FOR THIS EVENT.

EVENT # 7: 80-84 WOMEN 100 YD BUTTERFLY

THERE WERE NO ENTRIES FOR THIS EVENT.

EVENT # 25: 80-84 WOMEN 200 YD BUTTERFLY

THERE WERE NO ENTRIES FOR THIS EVENT.

EVENT # 27: 80-84 WOMEN 100 YD INDIVIDUAL MEDLEY

#	SWIMMER'S NAME	( AGE )	CLUB	( ) TIME (
1	SHEPHARD, RITA	80	D.C. MASTERS	2:44.15


EVENT # 13: 80-84 WOMEN 200 YD INDIVIDUAL MEDLEY

THERE WERE NO ENTRIES FOR THIS EVENT.

EVENT # 43: 80-84 WOMEN 400 YD INDIVIDUAL MEDLEY

THERE WERE NO ENTRIES FOR THIS EVENT.

419-334-2658



**WAHL REFRACTORIES INC.**

GREEN SPRINGS RD. • P.O. BOX 430 • FREMONT, OHIO 43420

DANIEL H. LEASE  
President