




**U.S. MASTERS
SWIMMING**

Summer
2017
Nationals

• **MINNEAPOLIS** •



Timeline

Start Times Men	Event	Start Times Women
Wednesday, August 2, 2017		
8:00 a.m.	1-2: 1500 freestyle (deck seeded)	11:45 a.m.
	Approximate finish time 2:45 p.m.	
Thursday, August 3, 2017		
8:00 a.m.	3-4: 800 freestyle (deck seeded)	10:05 a.m.
12:25 p.m.	30-minute warm-up in competition pool	12:25 p.m.
12:55 p.m.	5-6: 400 IM (deck seeded)	2:55 p.m.
4:45 p.m.	7-8: 200 medley relay	5:10 p.m.
	Approximate finish time 5:30 p.m.	
Friday, August 4, 2017		
8:00 a.m.	9: men's 400 freestyle (deck seeded)	
9:50 a.m.	30-minute warm-up in competition pool	9:50 a.m.
10:20 a.m.	11-12: 50 backstroke	10:55 a.m.
11:30 a.m.	13-14: 200 butterfly (deck seeded)	12:20 p.m.
12:55 p.m.	15-16: 100 freestyle	1:55 p.m.
2:45 p.m.	17-18: 200 breaststroke (deck seeded)	3:45 p.m.
5:00 p.m.	19-20: 200 freestyle relay	5:20 p.m.
	Approximate finish time 5:45 p.m.	
Saturday, August 5, 2017		
	22: women's 400 freestyle (deck seeded)	8:00 a.m.
10:00 a.m.	30-minute warm-up in competition pool	10:00 a.m.
10:30 a.m.	23-24: 50 butterfly	10:55 a.m.
11:15 a.m.	25-26: 100 breaststroke	12:00 p.m.
12:45 p.m.	27-28 50 freestyle	1:25 p.m.
1:55 p.m.	29-30: 200 backstroke (deck seeded)	3:05 p.m.
4:20 p.m.	31: 200 mixed medley relay	4:20 p.m.
	Approximate finish time 5:00 p.m.	
Sunday, August 6, 2017		
8:00 a.m.	33-34: 200 freestyle (deck seeded)	9:15 a.m.
10:15 a.m.	35-36: 100 backstroke	11:00 a.m.
11:35 a.m.	37-38: 50 breaststroke	12:00 p.m.
12:30 p.m.	39: 200 mixed freestyle relay	12:30 p.m.
1:00 p.m.	41-42: 200 IM (deck seeded)	2:00 p.m.
2:50 p.m.	43-44: 100 butterfly	3:20 p.m.
	Approximate finish time 3:45 p.m.	

This timeline is **only a guide** for use in determining the **approximate** start of all events. The meet may run ahead of or behind the estimate. It is the responsibility of all swimmers to get to the pool well before their events and be behind the blocks before their events start.

All swimmers must check in for all deck-seeded events by the check-in deadlines!



**We're glad you made it here to the
"Land of 10,000 Lakes"!**

**Welcome to the
Jean K Freeman Aquatic Center
at the University of Minnesota
for the 2017 U.S. Masters Swimming
Summer National Championship!**

**AFFORDABLE.
QUALITY.
CUSTOM.**

**AGONS
MASTERS
SWIMMING**



agonswim.com

**TEL: 1.877.718.9403
FAX: 1.877.866.9278
INFO@AGONSWIM.COM**

Dear Swimmers,

On behalf of Minnesota Masters Swimming and the University of Minnesota Aquatic Center, the Host Committee would like to welcome all the athletes, coaches, volunteers and spectators to the 2017 U.S. Masters Swimming Summer National Championship.

Each year, Minnesota Masters Swimming holds short course yards, short course meters and long course meters swim meets at the Jean K Freeman Aquatic Center. It was last in 1999 that this facility hosted a long course meters U.S. Masters Swimming Summer National Championship so we are excited to welcome everyone back!

While you are here, we hope you able to take advantage of some “Minnesota Nice” hospitality, and that you are able to enjoy the many attractions of the City of Minneapolis, the Twin Cities Metro Area of Minneapolis and St. Paul, and the state of Minnesota.

We hope you have a great meet – swim hard, swim fast, and have fun!

Sincerely,

Tom, Krisie, Linda, Dave & Carrie

Host Committee, 2017 U.S. Masters Swimming Summer National Championship





**ADULT
LEARN-TO-SWIM
PROGRAM
U.S. MASTERS SWIMMING**

Get Involved

Make a Difference

**Become a
USMS-certified
ALTS instructor**



Learn the most innovative and effective training methods and tools to teach adults to swim, at a minimum, one length of a 25-yard pool and become safer in the water.

**Host an adult
learn-to-swim
event or program**



Launch a long-term program or introductory ALTS event at your pool. The USMS National Office can help, and can connect you with other successful ALTS programs.

**Help with an
adult learn-to-swim
program**



Even if you're not USMS-certified, you can volunteer to support a certified instructor or recruit an instructor to teach adult swim lessons at your pool. You can also encourage adult nonswimmers to take lessons.

**Raise money for the
Swimming Saves
Lives Foundation**



The Foundation provides grants and education to swim-lesson providers who teach adults. You can support the Foundation's efforts with everything from large-scale event fundraising to fun and easy crowdfunding to individual donations. We provide tools for a successful campaign.

usms.org/alts



The Host Committee for the 2017 U.S. Masters Swimming Summer National Championship is grateful to the many volunteers who made this meet possible!

- Thank you to the **individuals** helping with check-in, safety, and hospitality.
- Thank you to the **age-group teams of Minnesota Swimming** who are timing.
 - Thank you to the **officials**, both local and from all over the country.

We especially want to thank the volunteers involved in the planning of the meet:

- **Minnesota Masters Swimming**
- **U.S. Masters Swimming Championship Committee**
 - **Meet Minneapolis**

Host Committee

Meet Directors: Krisie Melsen and Tom Moore

USMS Championship Liaison: Kim Crouch

Budget/Finance: Dave Kough

Facility: Linda McKee

Sponsors: Carrie Stolar

U of M Intern Extraordinaire: Jessica Stevenson

Volunteer Coordinator: Jeremy Busch

Meet Operations

Check-In & Solutions: Laura Winslow and Lori Payne

Head Referee: Rick Biggs

Administrative Referee: Michael Bougie

Team Lead Chief Judge: Edward Saltzman

Head Starter: Pat Baker

Announcer: Tom Hodgson

Results: Mary Beth Windrath

Thank You!

UNLEASH YOUR INNER ADVENTURER.

SWIM. EXPLORE. DISCOVER.
OPEN WATER SWIMMING VACATIONS WITH SWIMTREK.



WWW.SWIMTREK.COM

Minneapolis – A Guide to Activities August 2nd – 6th, 2017



Looking for activities during your stay? Here are just a few suggestions, all within walking distance of the Light Rail.

Minnesota Twins Baseball

The Twins host the Texas Rangers from Thursday August 3rd through Sunday August 6th. Check out beautiful Target Field located directly on the Light Rail line. Exit the Green Line or Blue Line at Target Field Station.

www.mlb.com/twins

Mississippi Riverboat Cruise

Experience the Mississippi river up close aboard the Minneapolis Queen. Cruises depart throughout the day from within walking distance of the U of M.

www.twincitiescruises.com/tour-our-fleet/minneapolis-queen

Craft Brewery Light Rail Crawl

Minneapolis has experienced a burst of Craft Breweries in recent years, many within easy walking distance of the Light Rail. Check out these convenient options:

Surly Brewing. Minnesota's own Destination Brewery located just a few blocks from the U of M campus. Exit the Green Line at the Prospect Park Station. Walk two block East on University, then two blocks North on Malcom.

surlybrewing.com/

Fulton Brewery Taproom. Downtown Minneapolis two blocks west of the Target Field Station (from either the Blue Line or Green Line)

www.fultonbeer.com/

Day Block Brewing Company. Downtown Minneapolis. Exit the Blue or Green line at the US Bank Stadium Station. Walk two blocks north, then three blocks east.

www.dayblockbrewing.com

Town Hall Brewery. Three blocks east of Day Block Brewing. Or, exit the Green Line at West Bank Station. Walk one block north, then two blocks west.

www.townhallbrewery.com

speedo

KATIE MEILI
OLYMPIC MEDALIST

SEE
MORE
WIN
MORE



America's number one racing goggle evolves.

VANQUISHER EV
(((EXTENDED VIEW)))

DISCOVER MORE AT SPEEDOUSA.COM

Minnesota Lynx Basketball

The 3-time WNBA champion Minnesota Lynx host the Atlanta Dream on Thursday August 3rd
Exit the Green Line or Blue Line at Warehouse Hennepin Ave Station. Walk one block south to Target Center arena.

www.lynx.wnba.com/

Scenic Walks

Explore the Minneapolis riverfront and the Stone Arch Bridge. Simply walk towards the Mississippi river from any downtown location.

<https://www.nps.gov/miss/planyourvisit/stonarch.htm>

Minnehaha Park is one of Minneapolis' premier parks featuring the 53 ft. Minnehaha Falls. Exit the Blue Line at the 50th Street Station and cross the street.

<https://www.nps.gov/miss/planyourvisit/minnehah.htm>

Mall of America

Enjoyed by more than 40 million visitors each year, the MOA features over 520 stores, dozens of restaurant options, and other exciting attractions. Exit the Blue Line at the MOA Station.

<http://www.mallofamerica.com/>

Theatres and Museums

Minneapolis offers numerous Theatres and Museums, all within just a few blocks of the Light Rail.

The Hennepin Theatre Trust, featuring the Orpheum, State, Pantages, and New Century, is host to Broadway shows, Concerts, and Comedians. Check out the schedules at:

<https://hennepintheatretrust.org>

Exit the Blue or Green Lines at the Warehouse / Hennepin Station.

Closer to the Riverfront, you'll find the iconic Guthrie theater and the unique Mill City Museum, which was built into the ruins of what was once the world's largest flour mill.

<http://www.guthrietheater.org/>

<http://www.millcitymuseum.org/>

Exit the Blue or Green Lines at the US Bank Stadium Station.



Quick Guide to the Light Rail

The Metro Transit Light Rail system consists of two Lines.

- The Blue Line connects the Mall of America, Airport, and downtown Minneapolis.
- The Green Line connects Downtown Minneapolis, the University of MN, and downtown St. Paul.

Purchase your ticket prior to boarding. You don't have to display your ticket upon boarding the train but Transit Police do conduct random spot checks so be sure to keep it handy. No ticket = \$180 fine!

Trains operate every 10 minutes throughout the day and every 10-15 minutes in the evenings.

Traveling from the airport to Minneapolis and the Univ.of Minnesota Aquatic Center

From Terminal 1) follow the Light Rail Transit signs. From the baggage claim level, head downstairs to the Ground Transportation area, then continue to the Tram. Exit the Tram at the other end and descend two levels of escalators to the Station. Board a northbound Blue Line to Minneapolis.

From Terminal 2) follow the Light Rail Transit signs. Walk through the parking ramp to get to the Station. Board a northbound Blue Line to Minneapolis.

If heading to a downtown Minneapolis Hotel, exit at the closest station (see chart).

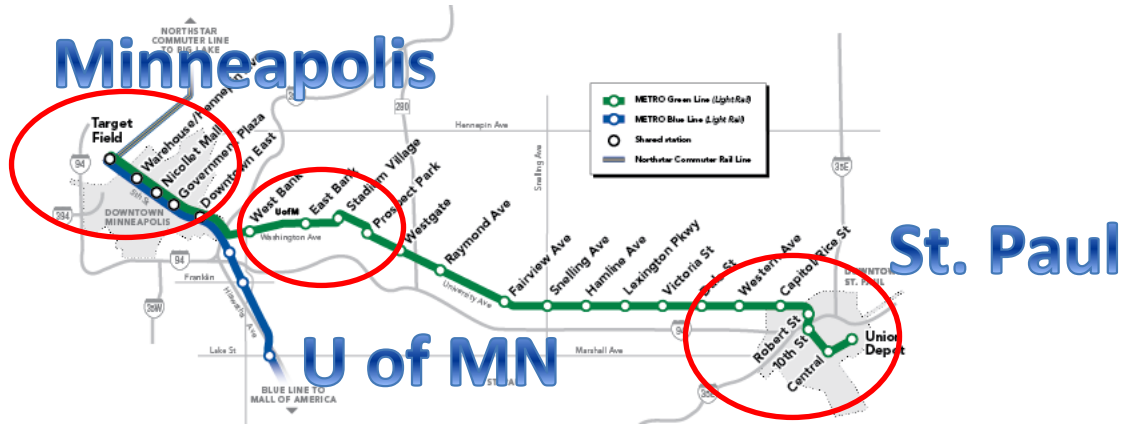
If heading to the Commons Hotel or the Aquatic Center, Transfer to a Green Line.

Transfer station: To transfer from the Blue Line to the Green Line, exit the Blue Line at the US Bank Stadium Station (formerly Downtown East). Walk to the other side of the platform and board a Green Line heading east to St. Paul. Once on the green line, exit at the East Bank Station (this will be the second stop). The Commons Hotel and Aquatic Center are now just a block away!

Nearest Light Rail Stations to our host hotels

Commons Hotel	East Bank Station	Green Line only
Crowne Plaza Northstar	Government Plaza Station	Blue or Green line
The Marquette Hotel	Nicollet Mall Station	Blue or Green line
Renaissance Minneapolis, The Depot	Government Plaza Station	Blue or Green line
Hampton Inn & Suites	Warehouse/ Hennepin Station	Blue or Green line

Green Line (Minneapolis, University of Minnesota, St. Paul)



Blue Line (Minneapolis / MSP International Airport / Mall of America)



<https://www.metrotransit.org/metro-blue-line>

<https://www.metrotransit.org/metro-green-line>

Thank you to our local sponsors!



Locally-focused, purpose-driven
business and technology consulting firm

Love your future



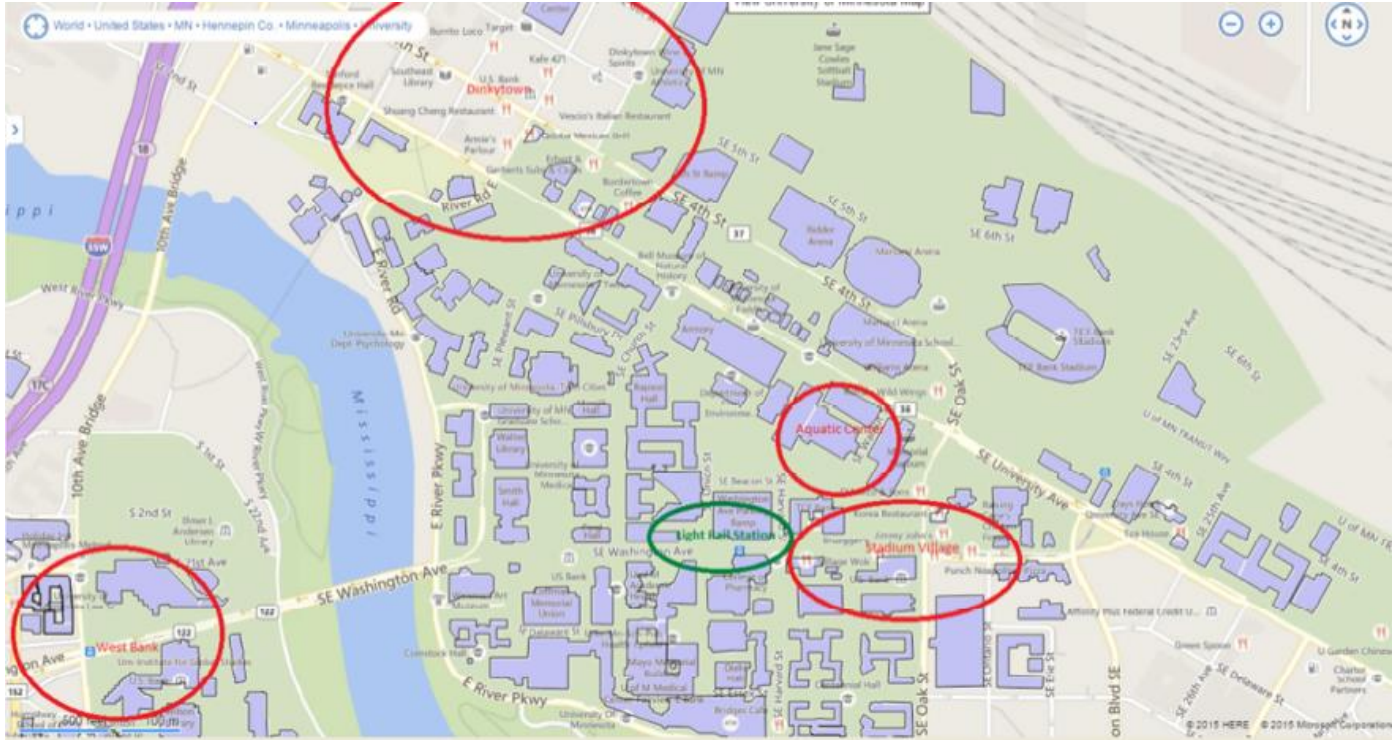
HealthPartners®

OCCUPATIONAL MEDICINE

R. S. Bovard MD and the HealthPartners Department of
Preventive, Occupational & Environmental Medicine

Local Area Dining Options

Have a couple of hours between events? Put on your walking shoes and explore the nearby University neighborhoods of Dinkytown, Stadium Village, and the West Bank. There are over 50 restaurants within a mile of the Aquatic Center, featuring a rich variety of flavors from different cultures.



Map of the Dinkytown, Stadium Village and West Bank districts and their proximity to the Aquatic Center.

Stadium Village: Directly outside of the Aquatic Center, you'll find a host of dining options within the Stadium Village district. This is a great area to explore if time is running short.

Dinkytown: Dinkytown is the commercial area around 4th St and 14th Ave at the north side of the main campus. It is home to several restaurants, bars, and small businesses.

West Bank and Seven Corners: Across the river from the main campus lies the West Bank and Seven Corners area featuring many culturally diverse cafes, bars, and performance venues. The Washington Avenue Bridge has a pedestrian only upper deck, and it's a beautiful walk on a summer night.

Have a bit more time? You can also hop on the light rail to downtown Minneapolis, St. Paul, or even the Mall of America, where hundreds of additional options await.



Social - Major League Soccer - Saturday August 5th

5:30 p.m. Appetizers in the Beacon room

7:00 p.m. Soccer match.

Minnesota United FC takes on the defending MLS champion Seattle Sounders FC at TCF Bank Stadium, home to the Minnesota Golden Gophers. The stadium is located just two blocks from the Aquatic Center. At 5:30, we'll meet in the Beacon room for some appetizers, and then walk over to the stadium as a group.

This will be a great opportunity to spend some time outdoors and see a Major League Soccer match.

A limited number of social tickets may be available at meet check-in.



Contents

Timeline	<i>Inside Front Cover</i>
Meet Information	3
Club Roster — Local Clubs	7
Club Roster — Regional Clubs	15
Athlete Roster (by Club)	16
Day 1 — Wednesday, August 2	27
Day 2 — Thursday, August 3	29
Day 3 — Friday, August 4	35
Day 4 — Saturday, August 5	51
Day 5 — Sunday, August 6	63
National Records	72
World Records	80
Facility Map	88

JUST IN!

NEW U.S. MASTERS SWIMMING
TEES, TANKS, & MORE!



SWIMOUTLET
.com



**U.S. MASTERS
SWIMMING** | Official
Partner

AVAILABLE AT
SWIMOUTLET.COM

www.swimoutlet.com/us-masters-swimming

Meet Information

Lane Numbering

If you're standing behind the blocks at the primary start end of the pool, the blocks will be numbered 1 through 8, from right to left. When standing behind the blocks at the far end for the 50s, the blocks will be numbered 1 through 8, from left to right. Please pay attention when you report to your lane. There will be timers to collect and check relay cards, and to assist you onto the blocks if you need assistance. Give your name to the timer to verify that you're in the correct lane and heat.

Flyover Starts

Throughout the meet (with the exception of the 50s, backstroke events, and medley relays), we'll be using flyover starts for both individual events and freestyle relays. This means that when you finish your event, you must hang on the corner of your lane until your heat finishes and the next heat begins. Once the next heat begins you can exit the pool (either from your lane or to a ladder on the side).

Check-in for all 200s, 400s, 800, and 1500

Positive check-in is required for events 200 meters and longer. Check-in can be done in person at the pool or online. Coaches or teammates may check in for those swimmers whose travel plans do not permit check-in by the deadlines. Failure to check in will result in the swimmer being scratched from the event and the swimmer will not be permitted to swim that event at another time.

Check-in Times

Positive check-in is required for all events 200 meters and longer. Check-in may be done in person at the registration area or online at usms.org.

Check in online at usms.org/comp/lenats17/

Date	Event	In-Person Check-in*	Online Check-in*
Weds., Aug. 2	1500 freestyle	Tues. 3–7 p.m.–Wed. by 7 a.m.	Mon. 7 a.m.–Wed. by 7 a.m.
Thur., Aug. 3	800 freestyle 400 IM	Tues. 3–7 p.m.–Thur. by 7 a.m.	Mon. 7 a.m.–Thur. by 7 a.m.
Fri., Aug 4	400 freestyle (men) 200 butterfly 200 breaststroke	Tues. 3–7 p.m.–Fri. by 7 a.m.	Mon. 7 a.m.–Fri. by 7 a.m.
Sat., Aug. 5	400 freestyle (women) 200 backstroke	Tues. 3–7 p.m.–Sat. by 7 a.m.	Mon. 7 a.m.–Sat. by 7 a.m.
Sun., Aug. 6	200 freestyle 200 IM	Tues. 3–7 p.m.–Sun. by 7 a.m.	Mon. 7 a.m.–Sun. by 7 a.m.

*All times are **Central Daylight Time**.

Seeding

The 50s and 100s have been preseeded, with the oldest age groups first, slowest to fastest within each age group, men and women separate. The 200s will be deck seeded, with the oldest age groups first, slowest to fastest within each age group, men and women separate. The 400 IMs will be deck seeded, with the oldest age groups first, slowest to fastest within each age group, men and women separate. The 400, 800 and 1500 freestyles will be deck-seeded, slowest to fastest by entry time, regardless of age, men and women separate. Therefore all events 200 meters and longer will be deck-seeded and require positive check-in. The men's heats will precede women's heats for each event.

Scratches

Any swimmer failing to report to the proper lane in the correct heat of an event will be scratched from that event and will not be permitted to swim that event at another time.

M I C H A E L P H E L P S



MPTM

RACE READY

XPRESSO tech suit - XCEED goggle - X-0 race cap

Meet Information

Relay Information

Swimmers and coaches may enter relays until 3:00 p.m. on the day before the relay is scheduled. Each competitor is allowed to swim only one freestyle relay, one medley relay, one mixed freestyle relay, and one mixed medley relay. The entry fee for each relay is \$16 (cash, check, or credit card) payable at the time of entry. Refunds will not be given for duplications and/or scratches, so it's recommended that only club representatives handle relay entries.

Relay entries are submitted at the relay desk in the registration area. Each of the four members of the relay team must be registered with the same Masters club and all relay members must have entered the meet and paid the meet surcharge by the individual meet entry deadline (received by July 7, 2017). The relay entry fee is in addition to individual events. Complete relay information is available at the relay desk in the registration area. Relay heat sheets will be posted and relay cards may be picked up on the day of the relay at the relay desk located near registration. Prior to the swimming of the relay, the card must contain the name and age of each swimmer competing in the relay and a clear indication of the lead-off swimmer.

Substitution of swimmers is allowed until the relay swim starts. You must enter any changes on the relay card prior to giving the card to the lane timer just before the relay is swum. No changes in age group or seed time are allowed. Any change of swimmers must keep the relay team in the same age group or the relay will be disqualified.

Relay cards will not be checked for mistakes and omissions made by club representatives. Disqualifications resulting from mistakes and omissions shall not be reconsidered. Accuracy and completeness are the responsibility of the coaches and/or swimmers submitting the relay cards.

Relay Submission Deadlines

Wed., August 2	200 medley relay (men and women)	3:00 p.m.*
Thurs., August 3	200 freestyle relay (men and women)	3:00 p.m.*
Fri., August 4	200 mixed medley relay	3:00 p.m.*
Sat., August 5	200 mixed freestyle relay	3:00 p.m.*

*All times are **Central Daylight Time**.

Warm-up Times

The competition pool will be open for warm-up on Tues., August 1, 2017, from 3 p.m. to 7 p.m. On competition days, the competition pool will be open from 6:30 a.m. until 7:50 a.m. and the warm-up pools will be available from 7:30 a.m. until the conclusion of the final event each day. The competition pool will also be open for warm-up for 30 minutes following the last heat of the 800 Freestyle, Men's 400 Freestyle and Women's 400 Freestyle on Thursday, Friday and Saturday, respectively. The competition pool will be open for at least 30 minutes following the last event each day. On Wednesday the competition pool will remain open until 5 p.m. or 30 minutes following the last heat of the 1500, whichever is later.

Warm-up Procedures

Swimmers must enter the pool feet first in a cautious and controlled manner. No diving or backstroke starts will be allowed except in designated sprint lanes. There will be a designated sprint lane in the warm-up pool and diving and backstroke starts will be allowed throughout the meet. Sprint lane(s) will be designated as one-way sprint lanes during the pre-meet warm-up session in the competition pool only. Any swimmer who acts in an unsportsmanlike or unsafe manner within the swimming venue may be considered for appropriate action or penalty by the referee (rule 102.13.3). Pull buoys, kickboards, fins, snorkels and hand paddles are not allowed in the competition pool or the warm-up pools.

Split Notification

Final results will indicate splits for all swims (excluding pad malfunctions). Split requests have been submitted on behalf of all swimmers for records and Top 10 for initial distances of all individual events (except for backstroke) and for all relay lead-off splits. Therefore swimmers need not submit split requests for those events. Split requests for records or Top 10 are required for initial distance(s) of an individual backstroke event. The swimmer is responsible for picking up the Split Notification Form from the administrative official, filling it out, and presenting it to the administrative official prior to the swim. Automatic split times will be submitted for USMS Top 10, however automatic split times from individual events will not automatically appear in the USMS event results database. If you would like a split time to be added to the event results database, please email your request after the meet to webmaster@usms.org.

Time Verification (formerly OVCs)

Swimmers wishing to have times entered into SWIMS (USA Swimming times database) must complete a form at the meet prior to the swim. Contact the administrative official at the meet.

Awards

Medals will be given for first through tenth places in each age group for each event. A U.S. Masters Swimming championship patch will be given to each individual and relay team member for the first event won. Swimmers winning more than one event may purchase additional patches. Unclaimed awards will not be mailed.

Club Scoring

Championship banners will be presented to the top five clubs in the regional division and to the top 10 clubs in the local club division. These will be presented at the conclusion of the meet on Sunday, August 6.

Online Coverage

Follow the event online at usms.org, on our Facebook page, and on Twitter (follow us @MastersSwimming), where we'll post photos and updates each day.

Heat Sheets & Results Available on Mobile Devices

Use Club Assistant's SwimPhone or Active Network's Meet Mobile to get heat sheets and instant results on your mobile device.

Service Animals

Only service animals will be permitted on deck at the venue; all other animals are prohibited.

SwimPhone

— Live Results — Heat Sheets — Online Entries

SwimPhone.com is a **free** website

No app to download

Use on any web-enabled device

Psych Sheets • Heat Sheets

Event Check-In

Results, Places, Points, Splits

Club Scores

Take SwimPhone home for your:

Local Masters Meets

High School Meets

College Meets

Summer Leagues

Club Assistant

Online Club and Team Management

www.ClubAssistant.com • 888-SWIM-638 • Meets@ClubAssistant.com

Club Roster – Local Clubs

1	ADMS	Adirondack Masters	26	DKTA	Dakota Masters
2	AHLY	Al Ahly Sporting Club	27	DAMM	Dallas Aquatic Masters
3	ALEX	Alexandria Masters Swimming	28	DAM	Davis Aquatic Masters
4	AQTX	Aquatex Swim Team	29	DAS	Dayton Area Sharks
5	ARKM	Arkansas Masters	30	DMST	Decorah Masters Swim Team
6	ARMS	Arlington Masters	31	DOC	DOC IU Masters Swimming
7	AGUA	Asphalt Green Masters	32	EMSC	Edmonton Masters Swim Club
8	AWJ	Atlanta Water Jocks	33	ENSW	Ensworth Aquatics Masters
9	AMS	Auburn Master Swimmers	34	XCL-07	Excel Swimming
10	BCTM	Bearcat Masters	35	FFC-21	FFC SwimMonsters
11	BERK	Berkeley (NJ) Aquatic Masters	36	FIG	Fig Garden Swim Team
12	BUMS	Binghamton Univ Masters	37	FFH-11	Flying Fish Heads
13	BOZE	Bozeman Masters Swimming Club	38	FAST	Fort Worth Area Swim Team
14	CFMS-14	Central Florida Masters Swimmi	39	GSM	Garden State Masters
15	YCFM	Central Florida Y Masters	40	GERM	Germantown Maryland Masters
16	CHRM	Charm City Aquatic Masters	41	GOLD	Gold Coast Masters
17	WLAC	Chicago Athletic Clubs Masters	42	GRA	Golden Road Aquatics
18	SWED-21	Chicago Swedish Fish Masters	43	GWSC	Golden West Swim Club
19	PCAT	City of Plano Swimmers Wetcats	44	GWST-30	Great Wolf Swim Team
20	1776	Colonials 1776	45	GS	Greenville Splash Masters
21	CSMT	Columbus Sharks Masters	46	HIMA	Hawaii Masters
22	CVMM	Conejo Valley Masters	47	COOG	Houston Cougar Masters
23	CONN	Connecticut Masters	48	ISMT-30	I Swim Masters Team
24	CTMS	Crimson Tide Masters Swimming	49	INDY	Indy Aquatic Masters
25	CSPM	CSP Tideriders Master Swim Clu	50	ISWM	iSWIM

MONUMENTAL MEETS. POWERED BY PERSISTANCE. BACKED BY POWER.

GEN7 technology exceeds current timing standards by offering you cutting edge technology with an all new software-driven experience, providing you with the power to run your meets your way.

**CALL TODAY AND LEARN MORE ABOUT ENHANCING
YOUR FACILITY WITH THE NEXT GENERATION IN
TIMING AND SCORING**



www.coloradotime.com | (800) 279-0111 | info@coloradotime.com

© Colorado Time Systems 2017

Club Roster – Local Clubs

51	JSC-15	JCC Swim Club	76	MINN	Minnesota Masters Swim Club
52	JDAM	JD Aquatic Masters	77	MVN	Mission Viejo Masters
53	JAMM	Jellies Aquatic Masters of Mon	78	MACC	Montréal À Contre-Courant
54	KISU	KISU Masters	79	MVM	Mountain View Masters
55	KONA	Kona Aquatics	80	MOVY	MOVY Masters
56	KM	Kroc Masters	81	MMA	Munster Masters
57	LOM	Ladera Oaks Masters	82	NASH	Nashville Aquatic Club Masters
58	LSLP	Lakeshore Sport & Fitness	83	NAM	New Albany Aquatics Club
59	L4S	Lane 4 Swimming	84	NYAC	New York Athletic Club
60	LVM	Las Vegas Masters	85	NITR	Nitro Swimming
61	LIB	Libertyville Masters	86	NAST	Noblesville Adult Swim Team
62	LMAO	Lincoln Masters and Others	87	NTXL	North Texas Lonestars
63	LRM-23	Little Rock Masters	88	NORT	Nort'landers Swim Club
64	TXLA	Longhorn Aquatics	89	NOVA-33	Novaquatics Masters
65	MMMT	MAC MASTERS	90	NS	NS-Ukraine
66	MESC	Maine Masters Swim Club	91	O2	O2 Performance Aquatics
67	MANI	Manitoba Masters Aquatic Club	92	OPA-32	Off Piste Aquatics
68	MARY	Maryland Masters	93	O*H*-18	OHIO Masters Swim Club
69	MRAY-17	Mason Manta Ray Masters	94	OCCM-38	Orinda Country Club Masters
70	MOST	Masters of South Texas	95	PBM	Palm Beach Masters
71	MEDM	Medina Masters Swim Club	96	PALM	Palmetto Masters
72	MELO	Menlo Masters	97	GMUP	Patriot Masters Swim Team
73	METR	Metro Masters Swim Club	98	PAA	Peddie Aquatic Association
74	MTSC	Middle TN Masters Swim Club	99	PCCM	Peninsula Community Center Mas
75	MYWM-30	Minneapolis YW Masters	100	PSCM	Phoenix Swim Club

**TAKE A
TEST SWIM**
on the deck at
Summer Nationals!



FOR THE LOVE OF SWIMMING... THE ENDLESS POOL ELITE

You're a competitive swimmer. You measure progress in fractions of seconds. When it comes to your swim, you demand the best. This is your pool.

The smooth Endless Pools current delivers more than 50 speeds – every level of swimmer can go from a gentle warm-up to a challenging sprint.

With options for indoor and outdoor installation, the Original Endless Pool can keep you swimming all year round, in any weather, with zero commute!

For fun, for fitness, for the love of swimming, bring an Endless Pool to your home.

Endless Pools is a proud sponsor of US Masters Swimming.



**Request your Free
Idea Kit today.**

www.endlesspools.com

**Questions? Call us at
800-732-8660 ext. 6713**



Club Roster – Local Clubs

101	CHAR-11	Pittsburgh Elite Aquatics	126	SC	Sport City
102	PMST	Prairie Masters Swim Team	127	SPM	St Pete Masters Inc
103	PTMS	PT Masters	128	SLAM	St. Louis Area Masters
104	REDT	Red Tide	129	STAN	Stanford Masters Swimming
105	RMSC	Regina Masters Swim Club	130	STMA-30	STAR Masters
106	RMST	Reston Masters Swim Team	131	SFTL	Swim Fort Lauderdale
107	RICE	Rice Aquatic Masters	132	SCCM	Swimming Canada Competitive Ma
108	RAC-05	Ridgefield Aquatic Club	133	T2NM	T2 Naples Masters
109	ROCH	Rochester Area Masters Swimmin	134	TAM	Tamalpais Aquatic Masters
110	RHMS	Rolling Hills Mud Sharks	135	TYSM-14	Tampa Y Swimming Masters
111	ROSE	Rose Bowl Masters	136	TPIT	Team Pittsburgh Masters
112	SDSM	San Diego Swim Masters	137	TTEX	TeamTexas Masters
113	TSUN	San Francisco Tsunami Masters	138	TFAM-26	Texas Ford Aquatics Masters
114	SBM	Santa Barbara Masters	139	TOC	The Olympic Club
115	SRM	Santa Rosa Masters	140	TVM	Tri Valley Masters
116	SYSM	Sarasota Y Sharks	141	TULS	Tulsa Masters Swim Club
117	SGSC	Saskatoon Goldfins Swim Club	142	UC03-03	UC03
118	SAWS	Sawtooth Masters	143	UC04	UC04
119	SMST	Sierra Marlins Masters	144	UC08	UC08
120	SNM	Sierra Nevada Masters	145	UC14	UC14
121	SCYM-07	Somerset County YMCA Masters	146	UC15	UC15
122	SWYM	South West YMCA Masters	147	UC17	UC17
123	SCAQ	Southern California Aquatic Ma	148	UC21	UC21
124	SWIA-40	Southwest Iowa Masters	149	UC22-22	UC22
125	MATD-18	Spanish Swimming Club	150	UC26	UC26

SPONSOR PARTNERS



Please support our sponsor partners!
Visit usms.org for links, special offers, and promotions

MEMBERSHIP BENEFITS

COACHING

- > Coaches provide organized workouts and support
- > Stroke and technique tips
- > Personal attention
- > 2,600+ certified coaches nationwide

DISCOUNTS FROM USMS PARTNERS

- > Special USMS partner discounts
- > Renewal discounts on swim gear
- > Annual renewal giveaways

ORGANIZED WORKOUT PLANS

- > Printable workouts for lap swimmers
- > Online workouts, written by USMS coaches, in seven different categories

VOLUNTEER OPPORTUNITIES

- > Volunteer at the local and regional level
- > National-level leadership opportunities
- > Fundraising events for our Swimming Saves Lives Foundation

SOCIAL ENGAGEMENT

- > Organized social events
- > Meet swimmers in your community

FITNESS AND HEALTH

- > Toning and weight management
- > Personal growth and improved fitness level
- > Improved cardiovascular health and conditioning

EXCLUSIVE CONTENT

- > Subscription to SWIMMER magazine
- > eNewsletter STREAMLINES
- > Active online discussion forums

COMPETITION AND ACHIEVEMENT

- > More than 500 USMS-sanctioned events
- > Event results archived on usms.org
- > Top 10 and All-American awards and recognition

INSURANCE

- > Coverage while participating in USMS insured activities, including \$25,000 of excess accident insurance for medical and dental liability insurance for USMS practices, meets, and approved activities

Learn more at usms.org

Club Roster – Local Clubs

151	UC30	UC30
152	UC33	UC33
153	UC38	UC38
154	UC40-40	UC40
155	UC42	UC42
156	UC45	UC45
157	UC48	UC48
158	UC50	UC50
159	UC52	UC52
160	UCLA	UCLA Bruin Masters
161	UMAC	UMAC-Terrapin Masters
162	UNQC	Unattached Quebec
163	USF	University of San Francisco Ma
164	VJO-38	Vallejo Aquatic Club
165	VMST	Virginia Masters Swim Team
166	WCM	Walnut Creek Masters
167	WLOO-43	Waterloo Swimming
168	WH2O	West Hollywood Aquatics
169	WHAC	WHAC Masters
170	WIN	Winter Haven Masters Swim Team
171	WMST	Woodlands Masters Swim Team

affordable. fast. fun.

FUSE | PERFORMANCE TECHNICAL RACING SUIT

Available in Caribbean (Blue) and Slate (Gray)



CALUM JARVIS | WORLD CHAMPION

Searching for the perfect tech suit to make you look good *and* feel good?

We've got you covered, literally.

The Fuse's unique textile provides UV protection, ultimate compression and a flexible fit for swimmers of all ages.

FINIS[®]
simplify swimming

To learn more, contact your local dealer or visit FINISinc.com/Fuse

Club Roster – Regional Clubs

1	AKMS	Alaska Masters Swim Club	10	NCMS	North Carolina Masters Swimmin
2	ARIZ	Arizona Masters Swim Club Inc	11	NEM	New England Masters Swim Club
3	CMS	Colorado Masters Swimming	12	OREG	Oregon Masters
4	FACT	Florida Aquatic Combined Team	13	PSM	Puget Sound Masters
5	GAJA	Georgia Masters	14	SKY	Swim Kentucky Masters
6	IAMA	Iowa Masters	15	UTAH	Swim Utah
7	IM	Illinois Masters	16	WMAC	Wisconsin Masters Aquatic Club
8	MICH	Michigan Masters			
9	MM	Montana Masters			

Athlete Roster – by Club

Name	Age	Name	Age	Name	Age	Name	Age
Adirondack Masters		Bailey, Conner	M71	Hug, Laurie	W52	Moore, Lin	M57
King, Sarah C	W34	Total: 1		Jones, Robert B	M66	Total: 1	
Total: 1		Bearcat Masters		Matz, Michael S	M56	CSP Tideriders Master Swim Clu	
Al Ahly Sporting Club		Craffey, Joan P	W64	Patterson, Thomas J	M40	Petyniak, Jakub	M24
Mostafa, Mostafa A	M34	Escareno, Jesus M	M24	Reilly, Jeff M	M56	Total: 1	
Total: 1		Merena, Elizabeth J	W65	Saucy, Stephanie A	W54	Dakota Masters	
Alaska Masters Swim Club		Nakahodo, Sidney N	M42	Thornton, James S	M65	Brower, Andrew D	M23
Collier, Scott J	M63	Willeboordse, H C Fall	W51	Woods, Tina N	W60	Darland, Diane	W52
Miller, Kristina	W27	Total: 5		Total: 11		Gosnold, Will D	M77
Withoff, David	M60	Berkeley (NJ) Aquatic Masters		Colorado Masters Swimming		McGraw, Thomas E	M57
Total: 3		Hoke, James N	M31	Abbott, William A	M71	Pederson, Ann A	W62
Alexandria Masters Swimming		Total: 1		Barringer, Rob	M52	Pederson, Erin	W32
Kays, Amelia B	W38	Binghamton Univ Masters		Batchelder, John R	M36	Schlenker, Jill	W29
Total: 1		Kornblatt, Daniel S	M68	Benson, Stan A	M64	Schneider, Jeffrey	M33
Aquatex Swim Team		Kristek, Steven M	M59	Bergford, Brian	M35	Smith, Ben	M31
Feather, Shawn M	W56	Meade, Tom J	M70	Burgess, Dori	W60	Swanberg, Mike	M56
Total: 1		Pot, Eugene T	M67	Burgess, Thom	M75	Tracy, Robin C	W53
Arizona Masters Swim Club Inc		Total: 4		Carney, Kent	M70	Yagi, Keisuke	M31
Baird, Jeff A	M58	Bozeman Masters Swimming Club		Crouch, Kim	W56	Total: 12	
Case, Mary Ann	W78	Kelly, Matthew W	M21	David, Emmanuel	M37	Dallas Aquatic Masters	
DeBerry, Tyler	M33	Total: 1		Ganiyev, Doston	M30	Auner, Thomas J	M27
Dickson, Kurt F	M50	Central Florida Masters Swimmi-1		Garland, Robert	M48	Hauck, Jason D	M30
Linnihan, Beverly L	W79	Fulton, Linda P	W65	Louie, Jamie	M60	Myers, Ross	M58
Modjeska, Mark E	M64	Total: 1		MacDonald, Lee H	M65	Russell, Gordon	M70
Moye, Paul K	M79	Central Florida Y Masters		Maleike, Corinna M	W57	Total: 4	
Utsch, Jeffrey S	M50	Farrell, Andrew J	M47	Morrison, Jeffrey W	M62	Davis Aquatic Masters	
Vargas, Daniel	M57	Kroupa, Andy S	M48	Roche, Carolyn M	W66	Docken, Steffen S	M29
Wilder, Hugh	M70	Livingston, Terry	M50	Scott, Greg C	M58	McPherson, Andrew M	M70
Total: 10		Van Thielen, Mike	M46	Shaffer, Cynthia E	W67	Mohn, Jennifer L	W26
Arkansas Masters		Total: 4		Yoder, Margie E	W65	Muir, Scott	M44
Strauss, Trip	M59	Charm City Aquatic Masters		Total: 20		Phalen, Jennifer R	W53
Total: 1		Colalillo, Anthony	M28	Columbus Sharks Masters		Roper, Matt	M36
Arlington Masters		Total: 1		Bargar, Scott D	M61	Waterson, Kevin	M38
Frederick, Aaron D	M24	Chicago Athletic Clubs Masters		Ritter, James H	M61	Woodruff, David L	M61
Total: 1		Prestinario, Amy N	W27	Ritter, Susan M	W60	Total: 8	
Asphalt Green Masters		Sheehan, Nichole	W39	Total: 3		Dayton Area Sharks	
Bass, Ilan	M35	Total: 2		Conejo Valley Masters		Weber, Matthew J	M38
Bernstein, Rich	M71	Chicago Swedish Fish Masters-21		DeValk, Brittany L	W21	Total: 1	
Einsidler, Jon E	M66	Cordero, Billy	M50	Karren, Kelly S	M44	Decorah Masters Swim Team	
Einsidler, Karen L	W61	Holck, Andy	M45	Smith, Diane G	W72	Elliott, Kate	W41
Geskos, Evangeline A	W34	Total: 2		Weiderman, Jennifer	W51	Total: 1	
Newkirk, Faith I	W21	City of Plano Swimmers Wetcats		Total: 4		DOC IU Masters Swimming	
Young, Charley C	W30	Aselton, John A	M26	Connecticut Masters		Finn, Peter R	M63
Total: 7		Total: 1		Duguay, Robert E	M32	Schickore, Jutta	W53
Atlanta Water Jocks		Colonials 1776		Gryglewska, Anna C	W27	Stager, Joel M	M65
Fields, John A	M61	Clair, Kathleen S	W59	Gunzl, Arthur	M55	Stager, Nan H	W62
Total: 1		Dougherty, Stephen P	M66	Reul, Andy	M54	Wright, Gary L	M61
Auburn Master Swimmers		Hiltabiddle, Steve	M51	Virgil, Jeremy C	M38	Wright, Robert E	M63
				Total: 5		Total: 6	
				Crimson Tide Masters Swimming			

Name	Age	Name	Age	Name	Age	Name	Age
Edmonton Masters Swim Club		Golden Road Aquatics		Camin, Peter C	M62	Bulington, Carter	M24
Summers, Scott	M50	Freshley, Mike R	M76	Clark, Inge	W47	Lapinskas, Christina	W32
Total: 1		Kerns, Hubie	M68	Conley, Nancy	W60	Lee, Maeve	W21
Ensworth Aquatics Masters		Rollins, Bruce W	M68	Crewe, Sarah J	W56	Sitarz, Rachel A	W33
Ladd, Laura M	W50	Total: 3		Dahlberg, Peder	M68	Taylor, Tori	W25
McPherson, Chris A	W50	Golden West Swim Club		Darling, Karen M	W42	Total: 6	
McPherson, John	M50	Mathews, Waseem W	M31	Del Greco, Jane B	W61	JCC Swim Club-15	
McPherson, Matt F	M22	Total: 1		Dodson, Phil L	M64	Harbison, Meredith E	W25
McPherson, Meghan	W20	Great Wolf Swim Team-30		Froehlich, Kathryn	W55	Keen, Lindsay	W30
Rietz, Heather M	W49	Burgess, Randal D	M59	Goodwin, Amy	W36	Stone, Katherine	W33
Total: 6		Total: 1		Gorman, Jake	M24	Total: 3	
Excel Swimming-07		Greenville Splash Masters		Holmberg, Tom	M59	JD Aquatic Masters	
Morrone, Faye	W33	Decker, John R	M43	Kasemsarn, Richard	M47	Dussliere, Julie F	W45
Total: 1		McAdam, Robert P	M55	Keller, Matt	M48	Total: 1	
FFC SwimMonsters-21		Total: 2		Long, Robert	M70	Jellies Aquatic Masters of Mon	
Colteu, Claudiu	M44	Hawaii Masters		McDaniel, Georgia	W71	Nelson, John P	M64
Total: 1		Thomas, Melanie	W48	McLee, Anne Beck	W65	Total: 1	
Fig Garden Swim Team		Total: 1		Mullins, Stephen M	M85	KISU Masters	
Noxon, Arthur M	M74	Houston Cougar Masters		Nagel, Lynne R	W46	Carlsen, Glenn	M60
Total: 1		Gellatly, Jill E	W50	Pawluk, Roxie	W52	Total: 1	
Florida Aquatic Combined Team		Geretz, Aliza R	W48	Pedersen, Robert	M33	Kona Aquatics	
Lorenzi, Betty S	W90	Keen, John M	M54	Ragalie, Diane L	W65	Borowski, Steve S	M70
Meyers, Susan L	W75	Mahaffey, Don	M57	Ruderman, Richard	M59	Total: 1	
Total: 2		Visser, Linda	W47	Sands, Liz	W49	Kroc Masters	
Flying Fish Heads-11		Total: 5		Scanlan, Kevin	M62	Hamm, Michael L	M60
Wood, Lindsay M	W41	I Swim Masters Team-30		Seibt, Andreas K	M59	Sharpe, Anna	W25
Total: 1		Barra, Jose	M48	Seybold, Harvey G	M63	Waggoner, Gloria	W70
Fort Worth Area Swim Team		Carlson, Martha J	W54	Sims, David E	M55	Total: 3	
Baumann, Martin	M65	Foss, Jonathan G	M53	Swedler, Susan M	W64	Ladera Oaks Masters	
Neville, Richard	M61	Jeske, Ingrid L	W34	Thielen, Aaron	M46	Cambra-Brungard, Jeanne	W65
Schauwecker, Jessica L	W28	Laskey, Marjorie D	W56	Tuchler, Jim	M52	Total: 1	
Total: 3		Leigh, Jay W	M59	Wendt, George F	M70	Lakeshore Sport & Fitness	
Garden State Masters		Leigh, Nathan	M61	Total: 39		Francis, Lee	M56
Cipriano, Deborah R	W60	Leigh, Sara	W55	Indy Aquatic Masters		Total: 1	
Doyle, Benn W	M59	Maltry, Amanda C	W34	Costill, David	M81	Lane 4 Swimming	
Levine, Steven M	M65	Maltry, Cynthia L	W63	Gettelfinger, Cheryl M	W60	Ekstrom, Gretchen F	W51
Total: 3		Maltry, Kathryn	W31	Stutsman, Rachel	W51	Glasgow, Ginny Ann	W38
Georgia Masters		Olson, Timothy D	M50	Total: 3		Total: 2	
Countryman, Marianne	W53	Pickett, Laura	W45	Iowa Masters		Las Vegas Masters	
Hankins, Malena B	W44	Rosenhagen, Erika S	W45	Bennett, Alex	W21	Kunovac, Jelena A	W53
Hildebrandt, David C	M62	Total: 14		Bennett, Dennis	M51	Mitchell, Robert E	M59
Total: 3		Illinois Masters		Bennett, Sara	W19	Wegner, Dan	M46
Germantown Maryland Masters		Ackerman, Owen	M80	Happel, Diane M	W53	Total: 3	
Postma, Terri	W48	Anderson, John H	M67	Huebener, Wayne S	M55	Libertyville Masters	
Total: 1		Biegler-Ciaccio, Leslie	W50	Kealy, Daniel E	M59	Keil, Todd A	M62
Gold Coast Masters		Black, Boyd E	M61	Kealy, Tom P	M61	Total: 1	
Hammerstrom, John G	M69	Blumenthal, Jeffrey S	M63	Tollakson, TJ	M37	Lincoln Masters and Others	
Total: 1		Bobo, Carol L	W62	Total: 8		Prey-Luedtke, Sharill L	W53
		Brandt, Mark W	M51	iSWIM			
				Bonfitto, Jordan	W31		

Athlete Roster – by Club

Name	Age	Name	Age	Name	Age	Name	Age
Lincoln Masters and Others		Total: 1		Bachman, John W	M68	Green, Linda S	W53
Wright, Gregg F	M70	Michigan Masters		Bacon, AnnLiv	W75	Gregory, Ashley M	W32
Total: 2		Anderson, Tony M	M54	Baker, Michelyn M	W53	Griffith, Linda	W66
Little Rock Masters-23		Aumiller, Joe	M60	Ballard, Barbara	W58	Grovender, Eric A	M44
Martin, Doug	M64	Bailey, Jeff M	M50	Barry, Amy	W46	Guillen, Newton G	M45
Total: 1		Buck, Corrin C	W53	Bergman, John	M75	Hankel, Sarah J	W33
Longhorn Aquatics		Burstall, Steve	M51	Bergquist, David R	M33	Hanzlik, Jim D	M61
Irawan, Yuni	W54	Cabbage, Sean M	M46	Bigger, Leland J	M76	Hauck, Dan J	M51
Sauer, Jim	M60	Christensen, Kurt A	M51	Billmeyer, Carol L	W65	Heddleson, Susan S	W53
Vandam, David K	M62	Dummer, Gail M	W67	Bindert, Chris	M38	Helm, Marsha S	W44
Wood, Larry W	M63	Early, Marilyn E	W60	Boling, Maggie J	W25	Hester, Al	M70
Total: 4		Forgione, David J	M63	Boston, Adam	M50	Hieb, Carol J	W78
MAC MASTERS		Garringer, Ashley	W25	Bovard, Ralph S	M65	Hilal, Susan M	W41
Divilbiss, Zachary	M29	Ksebati, Fares	M26	Brady, Parker H	W20	Holthus, Brian K	M60
Fehl, Gretchen M	W27	Martin, Ray G	M80	Breheim, Greg	M19	Hoover, Mary C	W68
Total: 2		Navarre, Danielle M	W48	Brenton, Ken R	M58	Hromada, Sarah	W56
Maine Masters Swim Club		Olson, Chuck A	M67	Britton, Becky A	W56	Huchendorf, Marisa	W29
Cook, Emily L	W31	Parker, Randy J	M63	Burd, Alexandra	W21	Hughes, Megan M	W43
Total: 1		Pflughoeft, John R	M61	Burks, Jonathan R	M30	Hughey, Rachel C	W39
Manitoba Masters Aquatic Club		Phillips, Mike	M61	Busch, Jeremy	M39	Hugo, John M	M57
Sapirstein, Sheila	W57	Phillips, Susan I	W57	Carel, Sonya	W47	Hullsiek, Ted R	M61
Varty, Eulah M	W83	Pogue, Jim H	M57	Carlson, Reid R	M27	Jablonski, Mary	W66
Total: 2		Rogers, Julie E	W50	Casey, Joan M	W52	Jacobson, Brian L	M44
Maryland Masters		Sturdy, Clisty	W44	Celis Mejia, Luis Alberto	M33	Johnson, Luke B	M35
Mathews, Erin	W32	Sturdy, Patrick R	M48	Collins, Craig L	M58	Joyner, Jay A	M68
Total: 1		Szymczak, Wendy	W59	Connelly, Elizabeth	W67	Jurisch, Theresa M	W43
Mason Manta Ray Masters-17		Thompson, Frank L	M66	Conrad, Terry J	M54	Kaiser, Katherine	W26
Detjen, Carol J	W72	Tirakian, Yvonne E	W19	Conway, Mary F	W67	Kansas, Bill	M81
Total: 1		Wuchte, Mathew S	M47	Coombe, Katy A	W34	Kanter, Brad M	M47
Masters of South Texas		Total: 27		Cutter, Elizabeth V	W65	Kaplan, Mark	M68
Callaway, Linda	W64	Middle TN Masters Swim Club		Dahlager, Kelsey L	W31	Keller, Dawn D	W52
Cuda, Lauren A	W21	Thain, Doug A	M57	DeRegnier, Katie	W30	Kelly, Colleen	W48
Cuda, Suzanne E	W57	Total: 1		Diaz, Richard	M51	King, Robert E	M53
Eakle, Julie O	W57	Minneapolis YW Masters-30		Domaille, Bruce	M55	Kirkvold, Brian H	M40
Lindsey, Connie	W65	Froehle, Melissa D	W44	DuBose, Edwin A	M62	Kleffman, Robin T	M70
Richey, Steven C	M57	Kale, Nachiket R	M33	Duxbury, Thomas	M56	Klemm, Josh	M19
Valdez, Elaine S	W62	Lantz, David A	M61	Eggersgluss, Andrew B	M26	Kline, Anna R	W37
Vitt, Ann	W71	Sohn, Emily	W41	Emison, Pam H	W52	Kochendorfer, James L	M57
Total: 8		Total: 4		Emison, Thomas W	M59	Kollross, Jerry M	M55
Medina Masters Swim Club		Minnesota Masters Swim Club		Esbjornsson, Erik	M36	Kopp, Lindsey R	M60
Hassan, Amro A	M58	Albu, Phil	M25	Evers, John N	M63	Kough, David S	M54
Sultan, Samaa A	W38	Andersen, Chris D	M64	Ewing, Michael	M51	Kratz, Meghan A	W20
Total: 2		Anderson, Jay	M61	Fine, Gary M	M67	Kratz, Peggy	W57
Menlo Masters		Anderson, Joseph M	M32	Fischer, Kenneth J	M57	Krejci, Rachel A	W35
Pinto, Harlan A	M60	Anderson, Marc S	M68	Fittipaldi, Carolyn A	W24	Kueny, Laura L	W55
Total: 1		Anderson, Rick A	M56	Fleming, Patrick R	M56	Kulevsky, Kris	W50
Metro Masters Swim Club		Arlander, David C	M76	Forslund, Cory	M28	Kurus, Doobie	M45
Schloss, Steve	M81	Arnold, James P	M37	France, Jessica L	W41	Lamour, Didier B	M60
		Arnosti, Libby M	W26	Frimerman-Bergquist, Sandra	W34	Langland, Jim T	M65
		Arntzen, Kristin	W40	Gallagher, Tim J	M52	Langman, Loralie	W50
				Gilman, Bill	M58	Larsen, Babs H	W70

Name	Age	Name	Age	Name	Age	Name	Age
Minnesota Masters Swim Club		Peterson, Wendy	W43	Vestrum, Luke A	M36	Valley, Eric	M56
Lee, Susan	W58	Phillips, Nicki J	W48	Vogt, Logan	M20	Welchlin, Bob	M60
Lee, Susan M	W43	Piorier, Erin E	W40	Vollkommer, Paul W	M62	Wells, Brad R	M56
Lee-Sheridan, Sharon M	W65	Prokop, Luke A	M33	Walsworth, Alyssa S	W33	Wiewel, Matt	M49
Lilleberg, Tricia M	W36	Quinlan, Molly	W21	Warner, Aaron A	M25	Total: 19	
Lillehei, Pat J	W73	Raming, Rich	M53	Weiland, Carole	W46	Munster Masters	
Lofgren, Peter D	M37	Redding, Steven	M50	Wendorff, James M	M57	Livingston, Tommy	M50
Lukens, Jeffrey	M64	Reinartz, John J	M54	Whitney, Jill S	W60	Wimberly, Madeline	W24
Lulich, Ronald G	M51	Ridge, Jennifer	W49	Winter, Jonah L	M32	Total: 2	
Magee, Pete	M80	Rittenhouse, Amy R	W40	Wojta, Samuel J	M29	Nashville Aquatic Club Masters	
Maguire, John	M62	Roub, Adam J	M35	Young, Robert A	M53	Fuenmayor, Jose	M73
Maguire, Katherine	W25	Ruehle, Emma M	W19	Zemlin, Karen K	W50	Total: 1	
Maki, Karyn L	W45	Ruehle, Tom	M54	Zinter, Gary L	M64	New Albany Aquatics Club	
Mc Callum, Lisa M	W50	Rupp, Christopher M	M37	Total: 226		Callahan, Jim	M60
McDaniel, Michelle	W28	Salamzadeh, Julie C	W48	Mission Viejo Masters		Plotz-Saribalas, Amy M	W45
Melsen, Krisie M	W37	Santi, Peter A	M70	Span, Eileen T	W52	Tribuzi, Scot B	M60
Mohn, Susan L	W53	Schaffer, Beth A	W35	Total: 1		Total: 3	
Mollenhauer, Dianna L	W32	Schlichting, Randy J	M52	Montana Masters		New England Masters Swim Club	
Mook, Maureen A	W50	Schmitz, Karen T	W51	Apple, Holly S	W53	Battistini, Rick A	M63
Moran, Marty	M50	Schmitz, Sydney R	W18	Avery, John H	M75	Bierwert, Karen	W65
Muchow, Gary P	M58	Schmitz, William	M51	Avery, Susan H	W75	Bright, David	M64
Mundy, Kristin H	W34	Schroeder, Robert A	M60	Hastings, Patricia B	W82	Courbron, Yanghee	W29
Myers, Andrea	W41	Schumacher, Susan B	W58	Murtagh, Patrick D	M60	Crusco, Kysa M	W41
Myers, Samuel L	M68	Scouler, Barbara A	W55	Sanddal, Charlotte E	W95	Davis, William	M59
Myers, Scott	M42	Seaburg, Joshua S	M27	Stringer, Peggy L	W66	Delorey, Laura E	W55
Nelson, Curtis L	M61	Shroyer, Jackie A	W20	Wong, Flora L	W89	Flynn, Sandra P	W52
Nelson, Daniel E	M22	Sieben, Christopher D	M53	Total: 8		Garland, Sue C	W48
Nelson, Justin J	M31	Silver, Allyn M	W53	Montréal À Contre-Courant		Goulder, Alison	W66
Nelson, Kirsten B	W19	Skaar, Jordan M	W26	Boisvert, Paul	M55	Graham, David C	M43
Nelson, Melissa M	W27	Smith, Darrell J	M61	Total: 1		Grilli, Tracy L	W60
Nelson, Sarah E	W61	Smollen, Carol S	W73	Mountain View Masters		Hsieh, Adam	M25
Nelson, Stephen C	M56	Soltis, Brian	M49	Campbell, Chris	M56	Johnson, Eric	M54
Nelson, Steven E	M65	Soltis, Mike	M49	Rees, Karla E	W45	Meltz, Steve	M64
Ness, Randal	M55	Sommerlad Bednar, Ellen J	W46	Total: 2		Moekkel, Melissa A	W51
Nygaard, Sue M	W54	Stanaway, Patrick	M31	MOVY Masters		Rood, Jenny	W32
Nymeyer, Elizabeth A	W35	Stenroos, Jacqueline C	W25	Bisogno, Laurie R	W65	Stromberg, Kraig R	M68
Ogden, Pamela C	W60	Stenroos, John	M54	Eldridge, Beth	W47	Uustal, Diann	W71
Ophaug, Patricia G	W65	Stolar, Carrie E	W50	Glidden, Chip	M67	Williams, Melinda B	W36
Opheim, Robert J	M39	Strauss, Ronald E	M57	Grimm, Kurt	M46	Total: 20	
Overby, Nathan E	M37	Strother, Patrick J	M64	Hayden, Douglas J	M52	New York Athletic Club	
Paakh, Bruce	M60	Suare, Ruben	M53	Houts, Thomas A	M35	Ellis, Richard	M85
Parratto, Amy A	W57	Swartz, Shannon	W66	Huettnner, Heather L	W52	Goldberg, Brian	M40
Pavek, Cara	W43	Swenson, Mark O	M59	Iles, Debbie	W40	Total: 2	
Pechmann, Tracy B	W55	Teigen, Gunnar L	M27	Lund, Pete	M55	Nitro Swimming	
Pedersen, Carol A	W30	Terebayza, Stacy L	W45	Miller, Paige	W37	Unruh, Steven L	M51
Pelissier, Jim L	M73	Thureen, Stacey	W35	Recalde, Marco I	M63	Total: 1	
Pendergast, Paula J	W63	Tripps, Alexis F	W70	Sherman, Bill	M59	Noblesville Adult Swim Team	
Persico, Elizabeth J	W52	Tripps, Gabrielle	W21	Stephenson, Kyle	M57	Maydak, Jeffrey M	M44
Petersen, Niel	M79	Tripps, Scott P	M48	Stephenson, Natalie	W56	Rosier, Nicholas	M33
Peterson, Lisa R	W45	Vandam, Gerald E	M67	Thompson, Anthony G	M53		
Peterson, Shane C	M47	Vandam, Kathryn E	W32				

Athlete Roster – by Club

Name	Age	Name	Age	Name	Age	Name	Age
Total: 2		OHIO Masters Swim Club-18		Palmetto Masters		Alsberg, Maoz	M49
North Carolina Masters Swimmin		Clary, Barbara B	W55	Ballard, Jessica	W29	Carlton, Brian L	M67
Beachler, Michael P	M66	Oyakawa, Yoshi	M84	Brown, Dana B	W70	Colella, Rick	M66
Bober, Richard S	M66	Smith, Melinda J	W65	Bruce, Stacey L	W43	Courtney, Zena H	W58
Braun, Erika L	W45	Wasserman, Neil R	M62	Brzezinski, Jay	M70	DeWard, Robert C	M43
Dallamura, Scott J	M39	Total: 4		Cook, Andy	M53	Doherty, Todd S	M46
Dore, Mary G	W54	Oregon Masters		Elias-Williams, Maria L	W53	Esko, Kevin L	M51
Dunn, Sara	W45	Andrus-Hughes, Karen	W60	Fieni, Sadie	W27	Fogg, Stephen W	M69
Dunson, David B	M45	Asleson, Elke M	W65	Hallman-Kenner, Cathy L	W52	Graham, Donald	M63
Klein, Jonathan E	M60	Asleson, Kris C	M29	Hamer, Caitlin E	W32	McIntyre, Shannon J	W53
Lee, Lawrence B	M49	Delmage, Arlene	W55	Malik, Michael J	M36	Nygren, Mats O	M51
Miller, Jamie A	M63	Fasbender, Alice J	W79	Marquet, Bryan D	M24	Pelham, Kathy	W44
Robling, Steve W	M47	Fasbender, Barry A	M80	McWilliams, Haley A	W22	Peterson, Steven B	M71
Sauter, Trace U	M29	Gettling, Janet	W69	Moro, Erin C	W39	Rogers, Randy	M59
Vazquez, Maria E	W52	Hildebrandt, Jan D	W60	Near, Jim B	M62	Warner, Frank	M68
Total: 13		Howell, Richard K	M58	Slowey, Michael J	M60	Total: 15	
North Texas Lonestars		Lamb, Willard J	M95	Wilson, Jamie W	W51	Red Tide	
Doyle, Michael B	M53	McAllister, Mark E	M54	Yocum, Kari	W40	Hetzel, William D	M53
Glass, Mark W	M43	Mcclafferty, Christine	W44	Total: 17		Total: 1	
Total: 2		Miller, Matt	M40	Patriot Masters Swim Team		Regina Masters Swim Club	
Nort'landers Swim Club		Peterson, Julie A	W42	Danchak, Alexander M	M20	Mymryk, Penny	W70
Broch, William M	M29	Stark, Allen L	M68	Total: 1		Total: 1	
Brown, Donald R	M90	Stark, Carol R	W69	Peddie Aquatic Association		Reston Masters Swim Team	
Brown, Perry	M65	Summers, Jeanna	W63	Gibson, Christopher E	M61	Baldwin, Craig M	M43
Flessert, Amy M	W33	Uebele, Keith	M56	Total: 1		Brightwell, Kim M	W57
Howell, Polley A	W25	Ward, Joy	W75	Peninsula Community Center Mas		Chadsey, William L	M75
Kelson, Aaron R	M57	Wiley, Heather C	W60	Anderson, Robert L	M62	Groves, Lisa J	W52
Licari, Robert	M58	Total: 20		Total: 1		Johnson, Mindy	W54
Pogue, Thomas G	M63	Orinda Country Club Masters-38		Phoenix Swim Club		Manheim, Lucy M	W75
Punyko, Bill	M59	Maxson, Mark B	M64	Gemmill, Dave G	M70	Nobbe, Nick	M79
Rubesch, Maxwell	M31	Total: 1		Total: 1		Pilette, Sterling	M75
Seliga-Punyko, Judy M	W59	Palm Beach Masters		Pittsburgh Elite Aquatics-11		Rysdon, Jon C	M66
Stewart, Charles C	M66	Ames, Eddie	M48	Caves, Judy F	W57	Shapiro, Margaret S	W41
Timmerman, Tim	M46	Aubrey, Michael	M56	Total: 1		Snowwhite, Larry S	M71
Total: 13		Berwald, Joshua F	M37	Prairie Masters Swim Team		Wymelenberg, Lynn A	W62
Novaquatics Masters-33		Caudrillier, Francois J	M55	Farrar, Frank L	M88	Total: 12	
Togias, Anna	W32	Childs, Lee	M69	Gohman, Chad A	M38	Rice Aquatic Masters	
Total: 1		Fisher, Alex	M78	Gordon, Paula M	W56	Guthrie, David M	M57
NS-Ukraine		Fitzpatrick, Maureen	W66	Johnson, Steve W	M63	Hardy, Rog	M71
Krishtal, Valeriy	M52	Irish Bostic, Linda	W54	Olson, Katherine L	W40	Kone, Bruce C	M59
Total: 1		Kirchner, Sara R	W40	Peterson, Matland	M33	Mastracchio, Dominic R	M43
O2 Performance Aquatics		LaMonica, Mike	M57	Peterson, Megan K	W34	Total: 4	
Kovacs, Gary W	M37	Lotano, Daniel	M37	Rasmusson, Nicolle	W32	Ridgefield Aquatic Club-05	
Myer, Cynthia J	W64	Moak, Mary N	W61	Trussell, Tony E	M62	St. Vincent, Thomas P	M23
Schiemann, Steven A	M55	Moreno, Al	M59	Total: 9		Total: 1	
Total: 3		Parsons, Roger L	M70	PT Masters		Rochester Area Masters Swimmin	
Off Piste Aquatics-32		Rock, Stephanie L	W30	Petyk, Jennifer R	W46	Walters, Dan M	M72
Glenn, Katie	W41	Schmidt, George L	M67	Total: 1		Total: 1	
Total: 1		Smith, Rebecca L	W40	Puget Sound Masters		Rolling Hills Mud Sharks	

Name	Age	Name	Age	Name	Age	Name	Age
Rolling Hills Mud Sharks		Kryka, Nancy	W62	Total: 1		Rosen, Anna	W30
Rider, Lee A	M61	Newman, Steven M	M55	St. Louis Area Masters		Rosen, Mary Ellen	W63
Total: 1		Palace, Mark	M44	Dennis, Justin M	M55	Rosenblat, Daniela	W42
Rose Bowl Masters		Parker Palace, Kelly	W56	Petersen, Stephanie O	W55	Segarra, Rafael G	M53
Cook, Sally A	W56	Rodriguez, Ramses	M45	Total: 2		Shead, Timothy M	M65
Daltorio, Robert W	M25	Shaheen, Luke	M29	Stanford Masters Swimming		Singleton, Amanda L	W28
Doudikian-Scaff, Nayiri	W47	Total: 16		Stringer, Jennifer	W41	Smith, Stephanie M	W75
Granger, Jeremy	M24	Saskatoon Goldfins Swim Club		Stringer, Sean	M42	Stutz, Kathleen J	W35
Granger, Nicolas	M50	Leier, Brian	M59	Total: 2		Thomas, Ann B	W57
Hitch, Walter D	M65	Total: 1		STAR Masters-30		Tiozzo, Eduard	M44
Khalil, Heidi G	W46	Sawtooth Masters		Buhr, Anthony G	M30	Trauber, Ami A	M78
Kim, Gene B	M31	Crist, Bruce C	M61	Total: 1		Ventura, Rosa V	W70
Mc Ginley, Patrick B	M54	Rubocki, John S	M47	Swim Fort Lauderdale		Vogel, Michel	M41
McCabe, Erin	W38	Total: 2		Akbar, Clyde	M69	Volz, Kristin R	W44
Nathalie, Granger-trenel	W42	Sierra Marlins Masters		Barbosa, Tatiana B	W38	Webb, Linda	W72
Parker, Amy P	W41	Guthrie, Sally K	W67	Burns, Joel J	M71	Wenzel, Serge	M32
Passos, Andre	M44	Total: 1		Bynoe, Ralph A	M48	Williams, Ryan D	M44
Popko, David A	M40	Sierra Nevada Masters		Chaves-Fonnegra, Andia	W38	Zubero, David L	M58
Porrazzo, Ralph J	M25	Miller, Celeste	W67	Chin-Ogilvie, Adrienne	W57	Total: 55	
Simmons, Cheryl A	W50	Tyler, A Susan	W69	Congdon, Heather B	W39	Swim Kentucky Masters	
Stephenson, Dan	M60	Total: 2		Cox, Raymond F	M42	Arnold, Tita W	W76
Tulin, Michael	M63	Somerset County YMCA Masters-0		Cuellar, Sebastian	M33	Baldwin, Patricia A	W62
Total: 18		Ewing, Greg	M28	Davis, Andrew J	M44	Baldwin, Tricia A	W27
San Diego Swim Masters		Ewing, Naomi	W61	Fiser, Graeme A	M51	Challener, Roberta	W42
Bell, John L	M75	Tsuzuki, Ed M	M59	Goldbas, Isabela C	W57	Goodman, Theresa A	W45
Mench, Lee E	M65	Tsuzuki, Joy	W87	Goldbas, Mervyn E	M75	Haberek, Cork	M60
Parker, Emily S	W32	Tsuzuki, Mayo	W54	Goler, Jonathan A	M37	Kolb, William G	M22
Total: 3		Total: 5		Hendrick, Marty	M59	May, Julie	W50
San Francisco Tsunami Masters		South West YMCA Masters		Henley, Cynthia P	W59	Noyes, Penny P	W63
Ceci, Louis G	M67	Kole, Tessa A	W44	Herrington, Jamie S	W52	Smath, Meg	W61
Darlington, Taite	M61	Total: 1		Hitchcock, Christina	W35	Tingley, William	M67
Total: 2		Southern California Aquatic Ma		Hitchcock, Wesley R	M33	Total: 11	
Santa Barbara Masters		Leung, Brian P	M28	Horwitz, Peter C	M53	Swim Utah	
Schultz, Karen E	W38	Thomas, Bruce W	M60	Jackwin, Eric L	M28	Penney, Debra S	W60
Total: 1		Total: 2		Kelly, Mary Shawn	W55	Treiman, Gerald S	M57
Santa Rosa Masters		Southwest Iowa Masters-40		Koenig, Kit M	M48	Total: 2	
Stupfel, Norman E	M85	LeMaster, Stan R	M70	Larson, Allen J	M64	Swimming Canada Competitive M	
Total: 1		Okerbloom, Neal S	M37	Larson, Linda L	W62	Bouchard, Trevor	M35
Sarasota Y Sharks		Total: 2		Lassen, Jason D	M45	Naroski, Shaun	M55
Albino, Jorge E	M42	Spanish Swimming Club-18		Lassen, Megan M	W47	Osborne, Katie	W54
Couch, Bob E	M70	Dimitrov, Matias	M36	Marks, Jamie L	W29	Ritchie, Andy	M59
Eckert, Jonathan	M31	Total: 1		Marks, Karen J	W58	Smith, Christopher	M85
Guins, Ann H	W64	Sport City		Marks, Ronald L	M59	Straka, Peter	M74
Hamel, Laura	W53	Rojas, Dulce	W51	Martin, Michelle E	W68	Total: 6	
Holbrook, Julianna F	W70	Viso, Jessica	W41	McCloskey, Cecilia D	W67	T2 Naples Masters	
Hughes, Dawson	M40	Total: 2		Monahan, Sean P	M25	Jebe, Margit H	W79
Kahn, Roger	M62	St Pete Masters Inc		Murphy, Siobhan C	W31	Vaughn, Holly A	W56
Keiber, Casey M	W40	Selles, Carl H	M70	Musk, Gail G	W60	Wakelin, Fred W	M75
Kruger, Joel	M64			O'Connor, Alexandre L	W28	Total: 3	
				Pardo, Robert R	M44	Tamalpais Aquatic Masters	

INFINIT

THE ORIGINAL CUSTOM SPORTS FUEL™

- ✓ 100% ALL-NATURAL
- ✓ ZERO STOMACH DISTRESS
- ✓ NO ARTIFICIAL COLORS OR FLAVORS ADDED
- ✓ THE ONLY ISOTONIC ALL-IN-ONE FUEL.



**U.S. MASTERS
SWIMMING**

Official Partner

InfitNutrition.com

Athlete Roster – by Club

Name	Age	Name	Age	Name	Age	Name	Age
Tamalpais Aquatic Masters		Total: 1		UC40-40		Le Febre, Karen J	W49
Bernard, Alan D	M68	UC15		McCorkle, Doug	M39	Total: 2	
Jaffe, Kristin N	W79	Payne, Brenda	W70	Patterson, Daniel A	M57	Waterloo Swimming-43	
Ridout, Nancy J	W75	Total: 1		Total: 2		Vogel, Brian	M51
Total: 3		UC17		UC42		Total: 1	
Tampa Y Swimming Masters-14		Heeter, M H	M70	Barsun, Adelheid	W21	West Hollywood Aquatics	
Hawkins, Carl W	M65	Lasita, Vincent	M36	Total: 1		Camacho, Raymond E	M53
Total: 1		Muni, Nicholas	M21	UC45		Corcho, Rodrigo A	M38
Team Pittsburgh Masters		Total: 3		Kadwell, Frank E	M45	Total: 2	
Lewis, Kathleen	W65	UC21		Purrington, Nicholas	M24	WHAC Masters	
Snook, Meredith L	W36	Anderson, Mark J	M64	Total: 2		Esselstyn, Rip	M54
Total: 2		Gerlich, Peter	M63	UC48		Total: 1	
Team Texas Masters		Schark, Mark D	M56	Samberg, Amy M	W53	Winter Haven Masters Swim Team	
George, Constance	W57	Total: 3		Total: 1		Voisard, Brian S	M66
Ravel, Rick	M67	UC22-22		UC50		Total: 1	
Total: 2		Murphy, Conor S	M27	Gugel, Tom	M28	Wisconsin Masters Aquatic Club	
Texas Ford Aquatics Masters-26		Total: 1		Perillo, Luis	M52	Bayliss, Adam B	M41
Gaulke, Ashleigh R	W31	UC26		Stewart, Ann K	W47	Biles, James B	M56
Kennedy, Patrick H	M45	Reyes, Gary D	M57	Total: 3		Blommel, Gregory G	M57
Total: 2		Siles, Fernando M	M70	UC52		Brudnak, Mark	M51
The Olympic Club		Total: 2		Stinar, Matt C	M24	Christenson, Candy J	W70
Elder, James E	M74	UC30		Total: 1		Conley, LuAnn M	W64
Houston, Katy	W30	Baetzold, Seth J	M22	UCLA Bruin Masters		Conley, Scott A	M47
Hurko, Matt	M26	Dadashev, Dennis C	M22	Ciraulo, Christie	W64	Corris, Robert B	M72
Quinn, Phyllis E	W62	Dieser, Mark	M58	Total: 1		Dillon Stewart, Jane E	W75
Rudloff, Edward	M70	Duncan, Michael W	M24	UMAC-Terrapin Masters		Girard, Alex J	M35
Van Horn, William G	M79	Ekstrom, Jonathan A	M24	Doane, Michael P	M47	Grisa, Thomas M	M55
Watanabe, Naoko	W35	Girard, Matt	M31	Total: 1		Hansen, Angela M	W46
Welting, Lauren K	W52	Hedrick, Trip	M63	Unattached Quebec		Hassinger, Jaye R	M61
Total: 8		Hubbard, Max A	M26	Veilleux, Pierre	M58	Hawley, Rachel A	W42
Tri Valley Masters		Lendway, Heather J	W33	Total: 1		Hoganson, Robert B	M60
Hektner, Eric W	M59	Louw, Shanda	W29	University of San Francisco Ma		Holland, David A	M59
Total: 1		Manders, Lisa	W35	McNamara, Kathleen A	W57	Hollub, Greg M	M70
Tulsa Masters Swim Club		Markota, Matej	M33	Total: 1		Hora, Nicholas	M24
Smart, Denise L	W55	Silverwater, Beth	W55	Vallejo Aquatic Club-38		Kelly, Darcy L	W56
Total: 1		Total: 13		Abegg, Michael L	M52	Kranpitz, Nancy	W72
UC03-03		UC33		Total: 1		LaPoint, Meghan L	W34
Levesque, Gilles	M54	Carey, George L	M75	Virginia Masters Swim Team		Lopez, Francisco	M69
Total: 1		Gordin, Scott	M60	Boslego, Barbara E	W66	Mann, Melinda J	W61
UC04		Lumbert Gentry, Kerri	W60	Clear, Kirk W	M50	Mauel, Lauren	W27
McNelis, Michael W	M42	McConnell, Stan	M86	Galletly, Sandy	M75	May, George	M80
Total: 1		Total: 4		Harris, Gregory	M54	Meehan, Tom	M70
UC08		UC38		Keating, Raymond G	M58	Millholland, Carl D	M65
Ashare, Edward	M76	Anderson, Bruce A	M56	Kellinger, Jenny M	W55	Moore, Sally	W50
Loewe, Raymond D	M75	George, Heidi S	W41	Schreiner, Beth	W76	Nolden, Shelley M	W38
Total: 2		Rodriguez martinez, Adrian N	M24	Total: 7		O'Connell, Megan	W32
UC14		Wells, Barton S	M50	Walnut Creek Masters		Olson, John R	M82
Krieger, Dima	M51	Total: 4		Laws, Gus	M21	Pease, Richard L	M70
						Reinke, Carol J	W81
						Rezmer, Nancy G	W61

2018 Nationwide USMS Spring Nationals

May 10 - 13, 2018

Indianapolis, Ind.



5 American
Records Set at
the 2017 NCAA
Division I Women's
Championship

Indianapolis and Indy Aquatic Masters are looking forward to hosting the 2018 Nationwide USMS Spring Nationals in *the fastest pool in America!*

After 33 years, the world-famous IUPUI Natatorium in Indianapolis has received a \$25 million face lift. The renovated facility looks new and refreshed with better signage and provides a more welcoming experience to all levels of swimmers, while still preserving the Nat's history and allowing for new history to be made for years to come!

The Nat is home to two 50-meter pools and a separate diving well. The renovation focused on three primary areas to provide a better facility and a better experience: mechanical systems, pool equipment, and aesthetics.



2018 SPRING NATIONALS



The Natatorium

The facility received a face lift from the outside in, including:

- New roof system
- New translucent panels, doors, and windows
- New and expanded pro shop
- New competition area with updated seating
- New deck tiles, starting blocks, and bulkhead
- State-of-the-art LED lighting
- Larger diving platforms
- Updated locker rooms
- Video scoreboard



INDY

AQUATIC MASTERS™

Athlete Roster – by Club

Name	Age	Name	Age	Name	Age	Name	Age
Wisconsin Masters Aquatic Club							
Richards, Ann E	W54						
Richards, Scott J	M57						
Ringsven, Renata M	W72						
Schneider, Erin E	W38						
Schneider, Mary P	W65						
Seidler, Jeanne E	W71						
Seidler, Mindy E	W38						
Walther, Amy L	W44						
Watts, David T	M65						
Woodford, Molly	W27						
Wu, Bobby	M44						
Total: 45							
Woodlands Masters Swim Team							
Bloomfield, Sue A	W65						
Tharp, Greg J	M67						
Total: 2							

Thank you to our event sponsors!

Event 2: Women's 1500 Freestyle | Sponsor: Carrie Stolar

Good Luck to all swimmers and welcome to Minnesota!

Event 3: Men's 800 Freestyle | Sponsor: St. Kate's Morning Manglers |

Best wishes to all participants of the 2017 USMS Summer National Championship. Welcome to Minnesota!

Event 4: Women's 800 Freestyle | Sponsor: Bemidji State Alumni Swimmers |

In memory of Lee Albrecht.

Event 5: Men's 400 IM | Sponsor: Macalester Masters |

Welcome all swimmers!

Event 6: Women's 400 IM | Sponsor: Riptide Masters (MN Masters)

From coast to coast and the heart of the Midwest, "RIP" it up Masters and swim your best!

Event 7: Men's 200 Medley Relay | Sponsor: Department of Preventive, Occupational, & Environmental Medicine-Health Partners Medical Group | We support USMS and the goal of healthy lifestyles, camaraderie, and lifelong fitness and wellness.

Event 14: Women's 200 Butterfly | Sponsor: Babs Larson

In memory of Doug Strong from Minnebaba.

Event 17: Men's 200 Breaststroke: Sponsored by Ralph Bovard | In honor of Dave Hauck, longtime coach of the St. Olaf Swim Team; mentor and exemplar to many! Class of 1976!

Event 19: Men's 200 Free Relay | Sponsor: Minneapolis YMCA | With 26 Twin Cities branches, the YMCA is our community leader in helping youth reach their potential while supporting lifelong physical activity, healthy lifestyles, and learn-to-swim programs!

Event 25: Men's 100 Breaststroke | Sponsor: Ralph Bovard

In honor of Marty Knight PhD, U. of Minnesota swimming great and longtime coach of Hamline University; mentor, swim official and friend to many (but nemesis to walleyes)!

Event 27: Men's 50 Freestyle | Sponsor: Ralph Bovard

On behalf of Scott Tripps & Genesis Aquatics where 150 USMS swimmers and 100 age-group swimmers swim like fish! Thanks for your great coaching, Scott.

Event 31: Mixed 200 Medley Relay | Sponsor: Camp Fire-MN

Camp Fire-MN is an all-inclusive nonprofit organization dedicated to helping youth find their spark with nature as the catalyst.

Event 37: Men's 50 Breaststroke | Sponsor: Ralph Bovard

On behalf of Kelly Kremer, Head Coach of the University of Minnesota Men's & Women's Swimming. Former Drury national champ who inspires excellence in the pool and classroom with many All-Americans and Academic All-Americans. Go Gophers!

Day 1 – Wednesday, August 2, 2017

Warm-up

6:30 a.m.–7:50 a.m.

Check-in Deadline for Day 1

The following are positive check-in events. Check-in may be done in person at the registration area or online at usms.org.

Wed., Aug 2	1500 freestyle	7:00 a.m.
--------------------	-----------------------	------------------

PLEASE NOTE:

If you do not check in by the deadline, you will not be seeded; there are no exceptions.

Meet Start Time

8:00 a.m.

Men	Event	Women
1	1500 freestyle	2

Entry Deadline for Day 2 (Thursday) Relays

Relays must be turned in at the relay desk.

Wed., August 2	200 medley relay	3:00 p.m.
-----------------------	-------------------------	------------------

Day 2—Thursday, August 3, 2017

Warm-up

6:30 a.m.–7:50 a.m.

Check-in Deadline for Day 2

The following are positive check-in events. Check-in may be done in person at the registration area or online at usms.org.

Thu., August 3	800 freestyle	7:00 a.m.
	400 IM	7:00 a.m.

PLEASE NOTE:

If you do not check in by the deadline, you will not be seeded; there are no exceptions.

Meet Start Time

8:00 a.m.

Men	Event	Women
3	800 freestyle	4
30-minute warm-up in competition pool		
5	400 IM	6
7	200 medley relay	8

Entry Deadline for Day 3 (Friday) Relays

Relays must be turned in at the relay desk.

Thu., August 3	200 freestyle relay	3:00 p.m.
-----------------------	----------------------------	------------------

skan slick

Continuous Spray Skin Lubricant

**CRAZY
FAST
ENTRIES
INTO THE
TIGHTEST OF
TECH SUITS!!**



Chlorine-Out Hair & Skin Care

*complimentary TRISWIM
provided in locker room showers*



Anti-Fog Cleaning Towelettes

good luck to all USMS swimmers!



2017 USMS Summer Nationals - 8/2/2017 to 8/6/2017

Jean K. Freeman Aquatic Center

Meet Program - Thursday, August 3, 2017

#3 Men 800 LC Meter Freestyle

Sponsor: St. Kate's Morning Manglers

Name	Age	Club	Seed Time
1 Utsch, Jeffrey S	50	ARIZ	9:08.52
2 Nygren, Mats O	51	PSM	9:28.30
3 Garland, Robert	48	CMS	9:37.63
4 Thomas, Bruce W	60	SCAQ	9:43.81
5 Keller, Matt	48	IM	9:45.29
6 Eckert, Jonathan	31	SYSM	9:56.07
7 Passos, Andre	44	ROSE	10:05.00
8 Strauss, Trip	59	ARKM	10:10.10
9 Callahan, Jim	60	NAM	10:10.33
10 Sauter, Trace U	29	NCMS	10:15.00
11 Maydak, Jeffrey M	44	NAST	10:18.25
12 Girard, Matt	31	UC30	10:20.00
13 Reilly, Jeff M	56	1776	10:22.22
14 Albino, Jorge E	42	SYSM	10:30.00
15 Fiser, Graeme A	51	SFTL	10:30.77
16 Schmitz, William	51	MINN	10:32.53
17 Ruehle, Tom	54	MINN	10:32.89
18 Moran, Marty	50	MINN	10:33.00
19 Nelson, John P	64	JAMM	10:36.40
20 Thornton, James S	65	1776	10:45.00
21 Schlichting, Randy J	52	MINN	10:48.25
22 Barringer, Rob	52	CMS	10:57.99
23 Lofgren, Peter D	37	MINN	11:00.00
24 Ames, Eddie	48	PBM	11:00.45
25 Burks, Jonathan R	30	MINN	11:18.99
26 Newman, Steven M	55	SYSM	11:20.00
27 Zubero, David L	58	SFTL	11:23.80
28 Richards, Scott J	57	WMAC	11:23.92
29 Schiemann, Steven A	55	O2	11:25.00
30 Huebener, Wayne S	55	IAMA	11:25.62
31 Mathews, Waseem W	31	GWSC	11:30.00
32 McAllister, Mark E	54	OREG	11:30.00
33 Bulington, Carter	24	ISWM	11:30.50
34 Hitch, Walter D	65	ROSE	11:32.00
35 Hendrick, Marty	59	SFTL	11:34.57
36 Howell, Richard K	58	OREG	11:38.00
37 Fischer, Kenneth J	57	MINN	11:42.00
38 Keen, John M	54	COOG	11:49.53
39 Keil, Todd A	62	LIB	11:57.51
40 Carlson, Reid R	27	MINN	12:00.00
41 Meltz, Steve	64	NEM	12:00.00
42 Vogel, Michel	41	SFTL	12:05.32
43 Johnson, Steve W	63	PMST	12:08.00
44 Strauss, Ronald E	57	MINN	12:15.00
45 Bernstein, Rich	71	AGUA	12:20.00
46 Summers, Scott	50	EMSC	12:23.16
47 Opheim, Robert J	39	MINN	12:30.57
48 Tingley, William	67	SKY	12:33.50
49 Brown, Perry	65	NORT	12:34.56
50 Near, Jim B	62	PALM	12:35.24
51 Battistini, Rick A	63	NEM	12:37.85
52 Thompson, Frank L	66	MICH	12:40.00
53 Maguire, John	62	MINN	12:40.00
54 Holck, Andy	45	SWED-21	12:40.00
55 Hardy, Rog	71	RICE	12:45.00
56 Pinto, Harlan A	60	MELO	12:55.80
57 Dimitrov, Matias	36	MATD-18	12:59.00

58 Long, Robert	70	IM	13:05.00
59 Kelson, Aaron R	57	NORT	13:20.00
60 Gosnold, Will D	77	DKTA	13:20.53
61 Larson, Allen J	64	SFTL	13:23.53
62 Bergquist, David R	33	MINN	13:30.00
63 Carey, George L	75	UC33	13:40.10
64 Trauber, Ami A	78	SFTL	13:50.00
65 Martin, Ray G	80	MICH	13:52.19
66 Kadwell, Frank E	45	UC45	14:00.00
67 Beachler, Michael P	66	NCMS	14:08.12
68 Hollub, Greg M	70	WMAC	14:43.00
69 Snowwhite, Larry S	71	RMST	15:00.00
70 Kim, Gene B	31	ROSE	15:00.01
71 Langland, Jim T	65	MINN	15:58.00
72 Bynoe, Ralph A	48	SFTL	17:00.77
73 Miller, Jamie A	63	NCMS	17:07.68
74 Nobbe, Nick	79	RMST	17:40.00
75 Mullins, Stephen M	85	IM	18:30.00
76 Levesque, Gilles	54	UC03-03	18:38.64

#4 Women 800 LC Meter Freestyle

Sponsor: Bemidji State Alumni Swimmers in memory of

Name	Lee Albrecht	Age	Club	Seed Time
1 Dahlager, Kelsey L	31	MINN	9:43.00	
2 Lendway, Heather J	33	UC30	9:55.00	
3 Gellatly, Jill E	50	COOG	10:08.00	
4 Viso, Jessica	41	SC	10:10.00	
5 Ballard, Jessica	29	PALM	10:18.42	
6 Lapinskas, Christina	32	ISWM	10:30.32	
7 Bennett, Sara	19	IAMA	10:35.33	
8 O'Connor, Alexandre L	28	SFTL	10:40.77	
9 Young, Charley C	30	AGUA	10:50.99	
10 Congdon, Heather B	39	SFTL	11:00.00	
11 Hankins, Malena B	44	GAJA	11:20.19	
12 Murphy, Siobhan C	31	SFTL	11:22.88	
13 Krejci, Rachel A	35	MINN	11:23.74	
14 Hamer, Caitlin E	32	PALM	11:26.22	
15 Nagel, Lynne R	46	IM	11:30.00	
16 Fittipaldi, Carolyn A	24	MINN	11:30.00	
17 Gregory, Ashley M	32	MINN	11:30.00	
18 May, Julie	50	SKY	11:30.55	
19 Huetmer, Heather L	52	MOVY	11:32.16	
20 Rietz, Heather M	49	ENSW	11:34.94	
21 Rittenhouse, Amy R	40	MINN	11:35.00	
22 Weiland, Carole	46	MINN	11:35.00	
23 Kline, Anna R	37	MINN	11:45.24	
24 Nolden, Shelley M	38	WMAC	11:48.69	
25 Arnosti, Libby M	26	MINN	11:52.89	
26 Persico, Elizabeth J	52	MINN	11:57.00	
27 Barbosa, Tatiana B	38	SFTL	12:05.48	
28 Kratz, Peggy	57	MINN	12:13.48	
29 Froehlich, Kathryn	55	IM	12:15.00	
30 Smart, Denise L	55	TULS	12:15.43	
31 Green, Linda S	53	MINN	12:16.95	
32 Clair, Kathleen S	59	1776	12:35.00	
33 Parker, Amy P	41	ROSE	12:38.00	
34 Cipriano, Deborah R	60	GSM	12:38.57	
35 Miller, Celeste	67	SNM	12:40.00	
36 Summers, Jeanna	63	OREG	12:46.30	
37 Szymczak, Wendy	59	MICH	12:47.90	
38 Froehle, Melissa D	44	MYWM-30	12:57.91	

39 Craffey, Joan P	64	BCTM	13:00.00
40 Del Greco, Jane B	61	IM	13:00.41
41 Miller, Kristina	27	AKMS	13:02.12
42 Feather, Shawn M	56	AQTX	13:15.17
43 Phalen, Jennifer R	53	DAM	13:16.64
44 Stager, Nan H	62	DOC	13:21.21
45 Walther, Amy L	44	WMAC	13:22.32
46 Kueny, Laura L	55	MINN	13:23.25
47 Hilal, Susan M	41	MINN	13:30.00
48 Tirakian, Yvonne E	19	MICH	13:39.84
49 McDaniel, Georgia	71	IM	13:50.00
50 Lumbert Gentry, Kerri	60	UC33	13:56.00
51 Kelly, Mary Shawn	55	SFTL	13:56.36
52 Ventura, Rosa V	70	SFTL	13:57.72
53 Rasmusson, Nicolle	32	PMST	14:00.00
54 Rosenblat, Daniela	42	SFTL	14:05.78
55 Arntzen, Kristin	40	MINN	14:30.00
56 Wymelenberg, Lynn A	62	RMST	14:30.00
57 Pechmann, Tracy B	55	MINN	14:33.29
58 Doudikian-Scaff, Nayiri	47	ROSE	14:38.89
59 Roche, Carolyn M	66	CMS	14:40.00
60 Tyler, A Susan	69	SNM	14:40.66
61 Goldbas, Isabela C	57	SFTL	14:47.34
62 Flynn, Sandra P	52	NEM	14:53.00
63 Linnihan, Beverly L	79	ARIZ	15:00.00
64 Callaway, Linda	64	MOST	15:00.00
65 Volz, Kristin R	44	SFTL	16:23.46
66 Arnold, Tita W	76	SKY	16:50.00
67 Smollen, Carol S	73	MINN	17:07.80
68 Dillon Stewart, Jane E	75	WMAC	18:02.37
69 Manheim, Lucy M	75	RMST	18:44.17
70 Varty, Eulah M	83	MANI	19:28.18
71 King, Sarah C	34	ADMS	19:40.00
72 Samberg, Amy M	53	UC48	20:00.00
73 Stark, Carol R	69	OREG	22:20.83
74 Sanddal, Charlotte E	95	MM	26:20.00

RYAN LOCHTE | T2X Olympic Medalist | World Record Holder

AVICTOR[®]

THE ULTIMATE ADVANTAGE.



HYDROSPHERE
TECHNOLOGY



SPEED DRY
FABRICATION



SUPERSONIC
FLEX BONDING

V E N O M

TYR | ALWAYS IN FRONT

MANUFACTURED IN THE U.S.A.
OF IMPORTED MATERIALS

2017 USMS Summer Nationals - 8/2/2017 to 8/6/2017

Jean K. Freeman Aquatic Center

Meet Program - Thursday, August 3, 2017

#5 Men 400 LC Meter IM

Sponsor: Macalester Masters

Name	Age	Club	Seed	Time
18-24				
1 Granger, Jeremy	24	ROSE	5:00.00	
2 Klemm, Josh	19	MINN	5:30.02	
25-29				
1 Monahan, Sean P	25	SFTL	4:58.47	
2 Leung, Brian P	28	SCAQ	5:03.00	
3 Daltorio, Robert W	25	ROSE	5:33.91	
4 Docken, Steffen S	29	DAM	5:55.00	
30-34				
1 Anderson, Joseph M	32	MINN	5:03.59	
2 Smith, Ben	31	DKTA	5:45.70	
3 Rubesch, Maxwell	31	NORT	5:52.15	
4 Ganiyev, Doston	30	CMS	6:15.00	
35-39				
1 Malik, Michael J	36	PALM	5:20.50	
2 Berwald, Joshua F	37	PBM	7:00.00	
40-44				
1 Patterson, Thomas J	40	1776	5:34.00	
2 Miller, Matt	40	OREG	5:36.91	
3 Decker, John R	43	GS	5:40.63	
4 Popko, David A	40	ROSE	5:46.94	
5 McNelis, Michael W	42	UC04	5:55.84	
6 Pardo, Robert R	44	SFTL	6:00.00	
7 Muir, Scott	44	DAM	6:08.20	
8 Cox, Raymond F	42	SFTL	7:10.76	
45-49				
1 Lee, Lawrence B	49	NCMS	5:06.48	
2 Kroupa, Andy S	48	YCFM	5:28.76	
3 Rubocki, John S	47	SAWS	5:29.54	
4 Tripps, Scott P	48	MINN	5:43.21	
5 Wuchte, Mathew S	47	MICH	5:48.05	
6 Conley, Scott A	47	WMAC	6:57.11	
7 Sturdy, Patrick R	48	MICH	7:00.00	
50-54				
1 Granger, Nicolas	50	ROSE	4:46.41	
2 Harris, Gregory	54	VMST	5:29.67	
3 Segarra, Rafael G	53	SFTL	5:40.00	
4 Cordero, Billy	50	SWED-21	5:42.00	
5 Brandt, Mark W	51	IM	5:44.32	
6 King, Robert E	53	MINN	5:49.00	
7 Mc Ginley, Patrick B	54	ROSE	5:58.58	
8 Hayden, Douglas J	52	MOVY	6:10.00	
9 Thompson, Anthony G	53	MOVY	6:11.11	
10 Kough, David S	54	MINN	6:26.52	
11 Sieben, Christopher D	53	MINN	6:48.00	
12 Levesque, Gilles	54	UC03-03	10:32.51	
55-59				
1 Seibt, Andreas K	59	IM	5:45.00	
2 Biles, James B	56	WMAC	5:48.50	
3 Gunzl, Arthur	55	CONN	5:58.00	
4 Marks, Ronald L	59	SFTL	5:58.00	
5 Anderson, Bruce A	56	UC38	5:59.43	
6 Grisa, Thomas M	55	WMAC	5:59.99	
7 Richards, Scott J	57	WMAC	6:02.00	
8 Hugo, John M	57	MINN	6:15.00	

9 Muchow, Gary P	58	MINN	6:18.85
10 Kochendorfer, James L	57	MINN	6:20.00
11 Hendrick, Marty	59	SFTL	6:20.77
12 Collins, Craig L	58	MINN	6:22.00
13 Howell, Richard K	58	OREG	6:30.00
14 Veilleux, Pierre	58	UNQC	6:33.02
15 Campbell, Chris	56	MVM	6:44.23
16 Treiman, Gerald S	57	UTAH	7:19.20

60-64			
1 Sauer, Jim	60	TXLA	5:18.00
2 Callahan, Jim	60	NAM	5:38.56
3 Wasserman, Neil R	62	O*H*-18	5:43.45
4 Carlsen, Glenn	60	KISU	5:52.55
5 Louie, Jamie	60	CMS	5:59.65
6 Collier, Scott J	63	AKMS	6:00.25
7 Haberek, Cork	60	SKY	6:04.68
8 Wood, Larry W	63	TXLA	6:07.00
9 Dodson, Phil L	64	IM	6:08.00
10 Murtagh, Patrick D	60	MM	6:15.00
11 Bright, David	64	NEM	6:20.00
12 Lamour, Didier B	60	MINN	6:21.57
13 Smith, Darrell J	61	MINN	6:23.00
14 Blumenthal, Jeffrey S	63	IM	6:25.00
15 Scanlan, Kevin	62	IM	6:30.00
16 Wright, Robert E	63	DOC	6:33.80
17 Kealy, Tom P	61	IAMA	6:40.00
18 Woodruff, David L	61	DAM	6:45.47
19 Aumiller, Joe	60	MICH	6:50.74
20 Anderson, Robert L	62	PCCM	6:52.54
21 Holthus, Brian K	60	MINN	7:00.00
22 Pinto, Harlan A	60	MELO	7:23.39
23 Camin, Peter C	62	IM	8:10.45
24 Miller, Jamie A	63	NCMS	9:51.43
25 Forgione, David J	63	MICH	12:18.55

65-69			
1 Colella, Rick	66	PSM	5:14.48
2 Kerns, Hubie	68	GRA	6:00.00
3 MacDonald, Lee H	65	CMS	6:20.00
4 Rysdon, Jon C	66	RMST	6:55.00
5 Millholland, Carl D	65	WMAC	7:00.00
6 Rollins, Bruce W	68	GRA	7:01.02
7 Bovard, Ralph S	65	MINN	7:18.31
8 Jones, Robert B	66	1776	7:22.50
9 Fine, Gary M	67	MINN	7:45.00
10 Einsidler, Jon E	66	AGUA	8:00.00
11 Ceci, Louis G	67	TSUN	8:18.16

70-74			
1 Couch, Bob E	70	SYSM	6:28.00
2 Wendt, George F	70	IM	6:30.00
3 LeMaster, Stan R	70	SWIA-40	6:55.94
4 Rudloff, Edward	70	TOC	6:57.50
5 Carney, Kent	70	CMS	7:00.00
6 Bailey, Conner	71	AMS	7:14.83
7 Kleffman, Robin T	70	MINN	7:23.40
8 Bernstein, Rich	71	AGUA	7:25.00
9 Corris, Robert B	72	WMAC	7:45.00
10 Russell, Gordon	70	DAMM	8:31.00
11 Heeter, M H	70	UC17	8:40.00

75-79			
1 Freshley, Mike R	76	GRA	6:34.91

2 Bell, John L	75	SDSM	9:46.57
3 Ashare, Edward	76	UC08	12:30.00

80-84			
1 Costill, David	81	INDY	7:55.00
2 Fasbender, Barry A	80	OREG	8:54.33

85-89			
1 Smith, Christopher	85	SCCM	10:09.00

2017 USMS Summer Nationals - 8/2/2017 to 8/6/2017

Jean K. Freeman Aquatic Center

Meet Program - Thursday, August 3, 2017

#6 Women 400 LC Meter IM

Sponsor: Riptide Masters

Name	Age Club	Seed Time
18-24		
1 McWilliams, Haley A	22 PALM	6:03.16
2 DeValk, Brittany L	21 CVMM	6:10.91
3 Fittipaldi, Carolyn A	24 MINN	6:30.00
25-29		
1 Ballard, Jessica	29 PALM	5:36.17
2 Mohn, Jennifer L	26 DAM	5:52.44
3 Sharpe, Anna	25 KM	5:52.84
4 Singleton, Amanda L	28 SFTL	6:14.16
5 Miller, Kristina	27 AKMS	6:28.02
6 Courbron, Yanghee	29 NEM	6:35.00
7 Baldwin, Tricia A	27 SKY	8:27.54
30-34		
1 Parker, Emily S	32 SDSM	5:30.74
2 Toggias, Anna	32 NOVA-33	5:37.17
3 Vandam, Kathryn E	32 MINN	5:44.02
4 Peterson, Megan K	34 PMST	5:48.84
5 Gregory, Ashley M	32 MINN	6:20.00
6 Rood, Jenny	32 NEM	6:31.04
7 Frimerman-Bergquist, Sandra	34 MINN	6:32.78
8 Mollenhauer, Dianna L	32 MINN	7:30.00
9 King, Sarah C	34 ADMS	12:30.00
35-39		
1 Moro, Erin C	39 PALM	5:45.83
2 Sheehan, Nichole	39 WLAC	5:56.50
3 Schultz, Karen E	38 SBM	6:06.95
4 Barbosa, Tatiana B	38 SFTL	6:33.49
5 Stutz, Kathleen J	35 SFTL	6:57.43
6 McCabe, Erin	38 ROSE	7:00.00
40-44		
1 Shapiro, Margaret S	41 RMST	5:49.75
2 Bruce, Stacey L	43 PALM	5:50.20
3 Peterson, Wendy	43 MINN	6:34.64
45-49		
1 Sands, Liz	49 IM	6:09.00
2 Lassen, Megan M	47 SFTL	6:36.00
3 Garland, Sue C	48 NEM	6:51.39
4 Khalil, Heidi G	46 ROSE	6:55.32
5 Postma, Terri	48 GERM	7:05.00
6 Rees, Karla E	45 MVM	7:10.00
7 Le Febre, Karen J	49 WCM	7:15.00
8 Petyk, Jennifer R	46 PTMS	8:00.00
50-54		
1 McIntyre, Shannon J	53 PSM	5:41.27
2 Hug, Laurie	52 1776	5:50.55
3 Simmons, Cheryl A	50 ROSE	6:01.90
4 Countryman, Marianne	53 GAJA	6:03.27
5 Saucy, Stephanie A	54 1776	6:24.08
6 Weiderman, Jennifer	51 CVMM	6:30.88
7 Irish Bostic, Linda	54 PBM	6:40.00
8 May, Julie	50 SKY	6:40.55
9 Biegler-Ciaccio, Leslie	50 IM	6:41.84
10 Herrington, Jamie S	52 SFTL	6:55.77
11 Hallman-Kenner, Cathy L	52 PALM	6:57.30

55-59...(#6 Women 400 LC Meter IM)

1 Parker Palace, Kelly	56 SYSM	6:15.55
2 Delmage, Arlene	55 OREG	6:19.86
3 Froehlich, Kathryn	55 IM	6:27.43
4 Delorey, Laura E	55 NEM	6:41.50
5 Cuda, Suzanne E	57 MOST	7:15.00
6 McNamara, Kathleen A	57 USF	7:15.00
7 Henley, Cynthia P	59 SFTL	8:09.05
8 Chin-Ogilvie, Adrienne	57 SFTL	8:45.55
9 Cook, Sally A	56 ROSE	8:55.00
60-64		
1 Einsidler, Karen L	61 AGUA	6:24.99
2 Valdez, Elaine S	62 MOST	6:30.05
3 Kryka, Nancy	62 SYSM	6:53.13
4 Gettelfinger, Cheryl M	60 INDY	7:20.71
5 Quinn, Phyllis E	62 TOC	7:21.43
6 Hildebrandt, Jan D	60 OREG	7:22.74
7 Larson, Linda L	62 SFTL	7:40.04
8 Ciraulo, Christie	64 UCLA	8:00.01
9 Swedler, Susan M	64 IM	8:25.00
10 Ogden, Pamela C	60 MINN	9:00.00
11 Myer, Cynthia J	64 O2	9:00.17
12 Callaway, Linda	64 MOST	9:20.00
65-69		
1 Bierwert, Karen	65 NEM	6:57.85
2 Stringer, Peggy L	66 MM	7:53.90
3 Lee-Sheridan, Sharon M	65 MINN	8:01.90
4 Bloomfield, Sue A	65 WMST	8:06.50
5 Asleson, Elke M	65 OREG	8:31.14
6 Fitzpatrick, Maureen	66 PBM	8:33.70
7 Martin, Michelle E	68 SFTL	8:57.28
8 Lindsey, Connie	65 MOST	9:13.00
9 Goulder, Alison	66 NEM	9:25.00
70-74		
1 Larsen, Babs H	70 MINN	8:20.20
2 Waggoner, Gloria	70 KM	9:30.00
3 Christenson, Candy J	70 WMAC	9:34.00
75-79		
1 Meyers, Susan L	75 FACT	8:41.00

Day 3—Friday, August 4, 2017

Warm-up

6:30 a.m.—7:50 a.m.

Check-in Deadline for Day 3

The following are positive check-in events. Check-in may be done in person at the registration area or online at usms.org.

Fri., August 4	400 freestyle (men)	7:00 a.m.
	200 butterfly	7:00 a.m.
	200 breaststroke	7:00 a.m.

PLEASE NOTE:

If you do not check in by the deadline, you will not be seeded; there are no exceptions.

Meet Start Time

8:00 a.m.

Men	Event	Women
9	400 freestyle (men)	
30-minute warm-up in competition pool		
11	50 backstroke	12
13	200 butterfly	14
15	100 freestyle	16
17	200 breaststroke	18
19	200 freestyle relay	20

Entry Deadline for Day 4 (Saturday) Relays

Relays must be turned in at the relay desk.

Fri., August 4	200 mixed medley relay	3:00 p.m.
----------------	------------------------	-----------

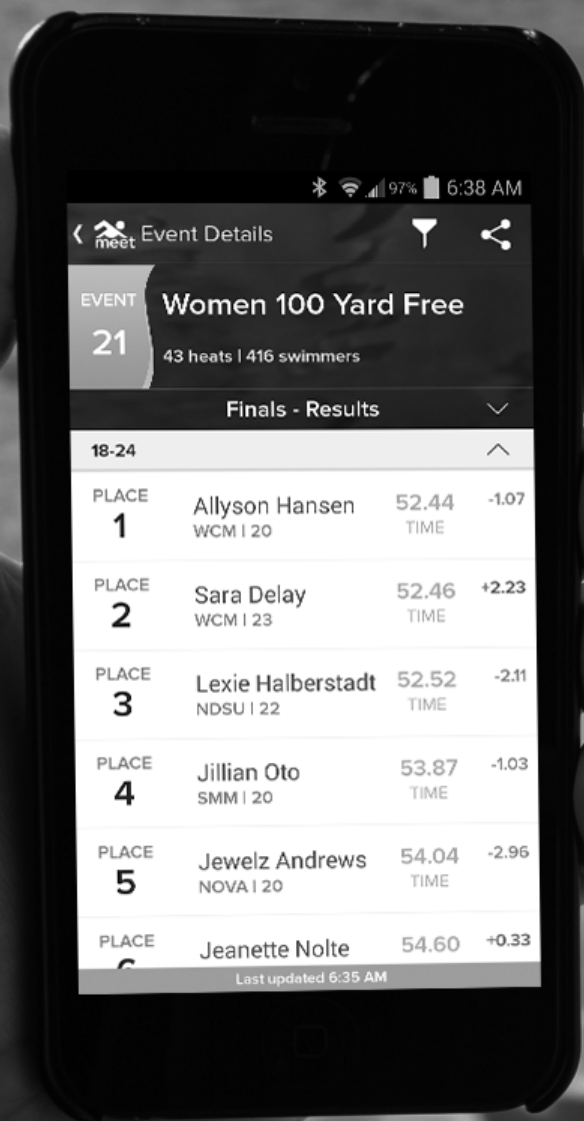
MEET MOBILE

The app loved by over a million swimmers, fans, coaches and meet hosts worldwide.

See what it can do for you...



Visit the iTunes or Google Play store.



Event Details

EVENT 21 Women 100 Yard Free
43 heats | 416 swimmers

Finals - Results

18-24

PLACE	Swimmer	TIME	DIFF
1	Allyson Hansen WCM 20	52.44	-1.07
2	Sara Delay WCM 23	52.46	+2.23
3	Lexie Halberstadt NDSU 22	52.52	-2.11
4	Jillian Oto SMM 20	53.87	-1.03
5	Jewelz Andrews NOVA 20	54.04	-2.96
6	Jeanette Nolte	54.60	+0.33

Last updated 6:35 AM

ACTIVEHY-TEK™



ACTIVE Network is the Official Technology Partner of U.S. Masters Swimming

www.ACTIVEswim.com

2017 USMS Summer Nationals - 8/2/2017 to 8/6/2017

Jean K. Freeman Aquatic Center

Meet Program - Friday, August 4, 2017

#9 Men 400 LC Meter Freestyle

Name	Age	Club	Seed Time	Name	Age	Club	Seed Time
1 Granger, Nicolas	50	ROSE	4:16.61	59 Scanlan, Kevin	62	IM	5:02.49
2 Hauck, Jason D	30	DAMM	4:19.00	60 Wood, Larry W	63	TXLA	5:04.17
3 Unruh, Steven L	51	NITR	4:20.58	61 Ruehle, Tom	54	MINN	5:04.56
4 Nelson, Daniel E	22	MINN	4:21.00	62 Modjeska, Mark E	64	ARIZ	5:04.87
5 Anderson, Joseph M	32	MINN	4:23.26	63 Reilly, Jeff M	56	1776	5:05.05
6 Utsch, Jeffrey S	50	ARIZ	4:24.39	64 Weber, Matthew J	38	DAS	5:05.22
7 Monahan, Sean P	25	SFTL	4:27.05	65 Pardo, Robert R	44	SFTL	5:06.79
8 Dickson, Kurt F	50	ARIZ	4:27.94	66 Schmitz, William	51	MINN	5:08.05
9 Rodriguez, Ramses	45	SYSM	4:30.28	67 Collier, Scott J	63	AKMS	5:08.30
10 Anderson, Tony M	54	MICH	4:31.14	68 Koenig, Kit M	48	SFTL	5:08.75
11 Virgil, Jeremy C	38	CONN	4:33.97	69 Thornton, James S	65	1776	5:10.00
12 Garland, Robert	48	CMS	4:35.70	70 Shead, Timothy M	65	SFTL	5:10.00
13 Nygren, Mats O	51	PSM	4:36.13	71 Newman, Steven M	55	SYSM	5:10.00
14 Keller, Matt	48	IM	4:36.75	72 Duguay, Robert E	32	CONN	5:11.28
15 Tollakson, TJ	37	IAMA	4:37.71	73 Nelson, John P	64	JAMM	5:11.79
16 Reul, Andy	54	CONN	4:39.00	74 Ames, Eddie	48	PBM	5:13.89
17 Girard, Alex J	35	WMAC	4:39.35	75 Leier, Brian	59	SGSC	5:14.24
18 Colella, Rick	66	PSM	4:40.00	76 Doyle, Michael B	53	NTXL	5:14.58
19 Malik, Michael J	36	PALM	4:40.03	77 Muir, Scott	44	DAM	5:16.25
20 Seaburg, Joshua S	27	MINN	4:40.17	78 Dennis, Justin M	55	SLAM	5:17.58
21 Ritter, James H	61	CSMT	4:40.50	79 Zubero, David L	58	SFTL	5:18.02
22 Stephenson, Dan	60	ROSE	4:40.50	80 Laws, Gus	21	WCM	5:18.11
23 Farrell, Andrew J	47	YCFM	4:42.18	81 Bulington, Carter	24	ISWM	5:20.15
24 Eckert, Jonathan	31	SYSM	4:42.29	82 Mc Ginley, Patrick B	54	ROSE	5:23.30
25 Thomas, Bruce W	60	SCAQ	4:42.37	83 Wright, Robert E	63	DOC	5:23.87
26 Bennett, Dennis	51	IAMA	4:42.89	84 Hoke, James N	31	BERK	5:24.15
27 Cuellar, Sebastian	33	SFTL	4:44.09	85 Okerbloom, Neal S	37	SWIA-40	5:24.22
28 Passos, Andre	44	ROSE	4:45.00	86 Blumenthal, Jeffrey S	63	IM	5:24.44
29 Girard, Matt	31	UC30	4:45.00	87 Kealy, Tom P	61	IAMA	5:25.00
30 Roper, Matt	36	DAM	4:45.71	88 Bright, David	64	NEM	5:25.00
31 Baldwin, Craig M	43	RMST	4:48.21	89 Voisard, Brian S	66	WIN	5:25.20
32 Strauss, Trip	59	ARKM	4:48.48	90 Mench, Lee E	65	SDSM	5:26.95
33 Batchelder, John R	36	CMS	4:49.20	91 Olson, Chuck A	67	MICH	5:29.00
34 St. Vincent, Thomas P	23	RAC-05	4:49.25	92 Mathews, Waseem W	31	GWSC	5:30.00
35 Kirkvold, Brian H	40	MINN	4:49.99	93 Wendt, George F	70	IM	5:30.00
36 Segarra, Rafael G	53	SFTL	4:50.10	94 Muchow, Gary P	58	MINN	5:30.00
37 Davis, Andrew J	44	SFTL	4:51.19	95 Meltz, Steve	64	NEM	5:30.00
38 Cook, Andy	53	PALM	4:51.25	96 Kriger, Joel	64	SYSM	5:30.00
39 Daltorio, Robert W	25	ROSE	4:51.74	97 Rudloff, Edward	70	TOC	5:31.18
40 Stringer, Sean	42	STAN	4:51.89	98 Collins, Craig L	58	MINN	5:31.22
41 Bailey, Jeff M	50	MICH	4:53.07	99 Couch, Bob E	70	SYSM	5:33.00
42 Rupp, Christopher M	37	MINN	4:53.17	100 Schiemann, Steven A	55	O2	5:34.50
43 Maydak, Jeffrey M	44	NAST	4:54.52	101 Larson, Allen J	64	SFTL	5:34.51
44 Callahan, Jim	60	NAM	4:55.01	102 Huebener, Wayne S	55	IAMA	5:34.68
45 Carlsen, Glenn	60	KISU	4:57.10	103 Aumiller, Joe	60	MICH	5:34.70
46 Patterson, Thomas J	40	1776	4:58.00	104 Boisvert, Paul	55	MACC	5:35.00
47 Decker, John R	43	GS	4:58.63	105 Anderson, Marc S	68	MINN	5:35.00
48 Vogt, Logan	20	MINN	4:59.03	106 McAllister, Mark E	54	OREG	5:36.37
49 Thain, Doug A	57	MTSC	4:59.27	107 Campbell, Chris	56	MVM	5:37.80
50 Fiser, Graeme A	51	SFTL	4:59.37	108 Hitch, Walter D	65	ROSE	5:40.00
51 Biles, James B	56	WMAC	4:59.55	109 Selles, Carl H	70	SPM	5:40.00
52 Moran, Marty	50	MINN	5:00.00	110 Keen, John M	54	COOG	5:41.20
53 Hayden, Douglas J	52	MOVY	5:00.00	111 Glidden, Chip	67	MOVY	5:42.54
54 Albino, Jorge E	42	SYSM	5:00.00	112 Tribuzi, Scot B	60	NAM	5:44.00
55 Barringer, Rob	52	CMS	5:00.73	113 Fischer, Kenneth J	57	MINN	5:47.49
56 Cordero, Billy	50	SWED-21	5:01.00	114 Anderson, Mark J	64	UC21	5:47.57
57 Valley, Eric	56	MOVY	5:02.39	115 Graham, David C	43	NEM	5:49.94
58 Popko, David A	40	ROSE	5:02.43	116 LeMaster, Stan R	70	SWIA-40	5:50.00
				117 Peterson, Matland	33	PMST	5:50.17
				118 Lulich, Ronald G	51	MINN	5:55.00
				119 Opheim, Robert J	39	MINN	5:55.33
				120 Kornblatt, Daniel S	68	BUMS	5:57.05
				121 Thompson, Frank L	66	MICH	6:00.00
				122 Hanzlik, Jim D	61	MINN	6:00.00
				123 Hardy, Rog	71	RICE	6:00.00
				124 Holck, Andy	45	SWED-21	6:00.00
				125 Hollub, Greg M	70	WMAC	6:00.00
				126 Brown, Perry	65	NORT	6:00.35
				127 Carlton, Brian L	67	PSM	6:02.52
				128 Bernstein, Rich	71	AGUA	6:05.00
				129 Maguire, John	62	MINN	6:05.50
				130 Near, Jim B	62	PALM	6:09.03
				131 Hektner, Eric W	59	TVM	6:09.37
				132 Strauss, Ronald E	57	MINN	6:10.00
				133 Johnson, Steve W	63	PMST	6:13.00
				134 Warner, Aaron A	25	MINN	6:15.00
				135 Battistini, Rick A	63	NEM	6:15.99
				136 Bailey, Conner	71	AMS	6:18.84
				137 Levine, Steven M	65	GSM	6:25.56
				138 Long, Robert	70	IM	6:32.00
				139 Carey, George L	75	UC33	6:32.87
				140 Kadwell, Frank E	45	UC45	6:35.00
				141 Trauber, Ami A	78	SFTL	6:40.00
				142 Corris, Robert B	72	WMAC	6:40.00
				143 Martin, Ray G	80	MICH	6:44.58
				144 Goldbas, Mervyn E	75	SFTL	6:57.57
				145 Beachler, Michael P	66	NCMS	6:57.85
				146 Galletly, Sandy	75	VMST	7:20.55
				147 Abegg, Michael L	52	VJO-38	7:29.34
				148 Recalde, Marco I	63	MOVY	7:29.77
				149 Suare, Ruben	53	MINN	7:30.01
				150 Kaplan, Mark	68	MINN	7:48.42
				151 Langland, Jim T	65	MINN	7:50.00
				152 Diaz, Richard	51	MINN	8:00.00
				153 Timmerman, Tim	79	NORT	8:00.00
				154 Nobbe, Nick	49	RMST	8:20.00
				155 Mullins, Stephen M	85	IM	8:30.00
				156 Stupfel, Norman E	85	SRM	8:58.00
				157 Schloss, Steve	81	METR	9:14.00
				158 Olson, John R	82	WMAC	10:12.04



YOUR PERSONAL BEST SWIMCARE® FOR HAIR



- ✓ 100% Vegan
- ✓ No Sodium Thiosulfate

Formulated Without:

- ✓ Gluten
- ✓ Sulfates
- ✓ Parabens



Recommended by Salon Professionals Worldwide

2017 USMS Summer Nationals - 8/2/2017 to 8/6/2017

Jean K. Freeman Aquatic Center

Meet Program - Friday, August 4, 2017

#11 Men 50 LC Meter Backstroke

Lane	Name	Age	Club	Seed Time
Heat 1 of 20 Finals				
1	Farrar, Frank L	88	PMST	1:37.64
2	McConnell, Stan	86	UC33	59.00
3	Ellis, Richard	85	NYAC	1:30.00
4	Ackerman, Owen	80	IM	47.00
5	Magee, Pete	80	MINN	43.81
6	Oyakawa, Yoshi	84	O*H*-18	45.00
7	Lamb, Willard J	95	OREG	1:00.12
8	Akbar, Clyde	69	SFTL	1:43.30
Heat 2 of 20 Finals				
1	Diaz, Richard	51	MINN	1:00.00
2	Moye, Paul K	79	ARIZ	51.22
3	Van Horn, William G	79	TOC	45.00
4	Bergman, John	75	MINN	42.30
5	Bell, John L	75	SDSM	44.73
6	Carey, George L	75	UC33	46.73
7	Goldbas, Mervyn E	75	SFTL	57.52
8	Joyner, Jay A	68	MINN	1:05.00
Heat 3 of 20 Finals				
2	Fogg, Stephen W	69	PSM	42.93
3	Jones, Robert B	66	1776	41.25
4	Pot, Eugene T	67	BUMS	41.44
5	Elder, James E	74	TOC	44.00
6	Meade, Tom J	70	BUMS	44.80
Heat 4 of 20 Finals				
1	Heeter, M H	70	UC17	43.00
2	Straka, Peter	74	SCCM	40.68
3	Wright, Gregg F	70	LMAO	36.42
4	Wildner, Hugh	70	ARIZ	34.00
5	Brzezinski, Jay	70	PALM	36.40
6	Meehan, Tom	70	WMAC	39.71
7	Kleffman, Robin T	70	MINN	40.90
8	Parsons, Roger L	70	PBM	43.20
Heat 5 of 20 Finals				
1	Stewart, Charles C	66	NORT	40.89
2	Thompson, Frank L	66	MICH	40.00
3	Tingley, William	67	SKY	38.22
4	Ryson, Jon C	66	RMST	38.00
5	Dougherty, Stephen P	66	1776	38.20
6	Glidden, Chip	67	MOVY	39.39
7	Ravel, Rick	67	TTEX	40.00
8	Hitch, Walter D	65	ROSE	41.00
Heat 6 of 20 Finals				
1	Nelson, Steven E	65	MINN	37.00
2	Hawkins, Carl W	65	TYSM-14	36.00
3	Tharp, Greg J	67	WMST	35.26
4	Bober, Richard S	66	NCMS	32.74
5	Schmidt, George L	67	PBM	35.00
6	Kerns, Hubie	68	GRA	35.58
7	Childs, Lee	69	PBM	36.00
8	Warner, Frank	68	PSM	37.46

Heat 7 of 20 Finals

2	Vollkommer, Paul W	62	MINN	49.57
3	Bargar, Scott D	61	CSMT	40.62
4	Trussell, Tony E	62	PMST	38.68
5	Maxson, Mark B	64	OCCM-38	39.23
6	Kopp, Lindsey R	60	MINN	42.00
7	Camin, Peter C	62	IM	59.40

Heat 8 of 20 Finals

1	Benson, Stan A	64	CMS	37.90
2	Slowey, Michael J	60	PALM	37.38
3	DuBose, Edwin A	62	MINN	37.10
4	Crist, Bruce C	61	SAWS	36.55
5	Gordin, Scott	60	UC33	36.82
6	Nelson, John P	64	JAMM	37.26
7	Black, Boyd E	61	IM	37.43
8	Bright, David	64	NEM	38.00

Heat 9 of 20 Finals

1	Lukens, Jeffrey	64	MINN	36.00
2	Hildebrandt, David C	62	GAJA	34.04
3	Paakh, Bruce	60	MINN	32.79
4	Klein, Jonathan E	60	NCMS	31.50
5	Graham, Donald	63	PSM	31.73
6	Hamm, Michael L	60	KM	34.00
7	Welchlin, Bob	60	MOVY	34.16
8	Holthus, Brian K	60	MINN	36.00

Heat 10 of 20 Finals

2	McAllister, Mark E	54	OREG	36.24
3	Young, Robert A	53	MINN	35.64
4	Foss, Jonathan G	53	ISMT-30	35.21
5	Krieger, Dima	51	UC14	35.65
6	Redding, Steven	50	MINN	41.67
7	Wendorff, James M	57	MINN	42.00

Heat 11 of 20 Finals

1	Mitchell, Robert E	59	LVM	38.16
2	Punyko, Bill	59	NORT	37.15
3	Marks, Ronald L	59	SFTL	37.00
4	Davis, William	59	NEM	37.00
5	Keating, Raymond G	58	VMST	37.00
6	Matz, Michael S	56	1776	37.06
7	Moreno, Al	59	PBM	37.20
8	Naroski, Shaun	55	SCCM	39.99

Heat 12 of 20 Finals

1	Lund, Pete	55	MOVY	36.84
2	Brenton, Ken R	58	MINN	35.40
3	Kristek, Steven M	59	BUMS	35.25
4	Pogue, Jim H	57	MICH	35.00
5	Hendrick, Marty	59	SFTL	35.23
6	Ritchie, Andy	59	SCCM	35.28
7	Ruderman, Richard	59	IM	36.70
8	Moore, Lin	57	CTMS	36.96

Heat 13 of 20 Finals

1	Zubero, David L	58	SFTL	34.34
2	Gunzl, Arthur	55	CONN	33.50
3	Uebele, Keith	56	OREG	32.51
4	Kone, Bruce C	59	RICE	32.00
5	Wells, Brad R	56	MOVY	32.20
6	Anderson, Bruce A	56	UC38	33.17
7	Grisa, Thomas M	55	WMAC	34.01
8	Caudrillier, Francois J	55	PBM	34.53

Heat 14 of 20 Finals

1	Horwitz, Peter C	53	SFTL	33.50
2	Hiltabiddle, Steve	51	1776	32.72
3	Clear, Kirk W	50	VMST	32.03
4	Krishtal, Valeriy	52	NS	30.33
5	Moran, Marty	50	MINN	31.50
6	Schlichting, Randy J	52	MINN	32.18
7	Christensen, Kurt A	51	MICH	32.99
8	Cordero, Billy	50	SWED-21	34.60

Heat 15 of 20 Finals

3	Colteu, Claudiu	44	FFC-21	35.53
4	DeWard, Robert C	43	PSM	35.84
5	Barra, Jose	48	ISMT-30	43.00
6	Kurus, Doobie	45	MINN	50.00

Heat 16 of 20 Finals

1	Kennedy, Patrick H	45	TFAM-26	35.86
2	Koenig, Kit M	48	SFTL	34.72
3	Wiewel, Matt	49	MOVY	34.00
4	Tripps, Scott P	48	MINN	30.30
5	Farrell, Andrew J	47	YCFM	32.86
6	Alsberg, Maoz	49	PSM	34.00
7	Garland, Robert	48	CMS	35.00
8	Timmerman, Tim	46	NORT	40.00

Heat 17 of 20 Finals

1	Maydak, Jeffrey M	44	NAST	32.66
2	Mastracchio, Dominic R	43	RICE	31.94
3	Stringer, Sean	42	STAN	30.89
4	Williams, Ryan D	44	SFTL	30.11
5	Nakahodo, Sidney N	42	BCTM	30.83
6	Tiozzo, Eduard	44	SFTL	31.69
7	Popko, David A	40	ROSE	32.04
8	Muir, Scott	44	DAM	33.78

Heat 18 of 20 Finals

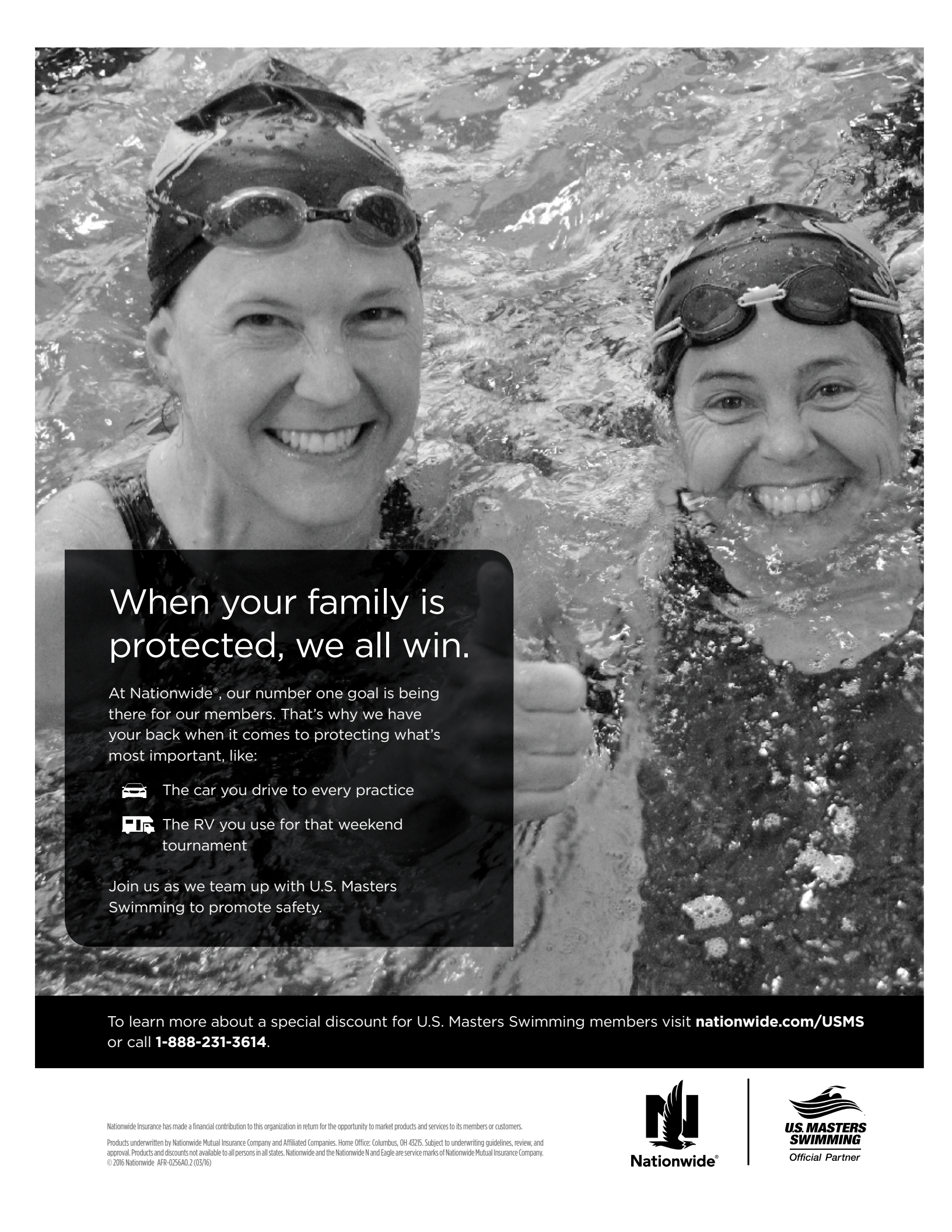
1	Gohman, Chad A	38	PMST	37.28
2	Okerbloom, Neal S	37	SWIA-40	34.93
3	Roper, Matt	36	DAM	32.45
4	Lotano, Daniel	37	PBM	29.11
5	Vestrum, Luke A	36	MINN	29.63
6	Weber, Matthew J	38	DAS	33.31
7	Waterson, Kevin	38	DAM	36.09
8	Bergford, Brian	35	CMS	37.50

Heat 19 of 20 Finals

1	Monahan, Sean P	25	SFTL	31.29
2	Sauter, Trace U	29	NCMS	30.00
3	Aselton, John A	26	PCAT	28.50
4	Auner, Thomas J	27	DAMM	28.00
5	Albu, Phil	25	MINN	28.44
6	Porrazzo, Ralph J	25	ROSE	29.78
7	Broch, William M	29	NORT	30.44
8	Kim, Gene B	31	ROSE	34.01


Heat 20 of 20 Finals


3	Duncan, Michael W	24	UC30	33.82
4	Danchak, Alexander M	20	GMUP	28.61
5	Purrington, Nicholas	24	UC45	32.00
6	Kolb, William G	22	SKY	35.72



When your family is protected, we all win.

At Nationwide®, our number one goal is being there for our members. That's why we have your back when it comes to protecting what's most important, like:

 The car you drive to every practice

 The RV you use for that weekend tournament

Join us as we team up with U.S. Masters Swimming to promote safety.

To learn more about a special discount for U.S. Masters Swimming members visit nationwide.com/USMS or call **1-888-231-3614**.

Nationwide Insurance has made a financial contribution to this organization in return for the opportunity to market products and services to its members or customers.

Products underwritten by Nationwide Mutual Insurance Company and Affiliated Companies. Home Office: Columbus, OH 43215. Subject to underwriting guidelines, review, and approval. Products and discounts not available to all persons in all states. Nationwide and the Nationwide N and Eagle are service marks of Nationwide Mutual Insurance Company. © 2016 Nationwide AFR-0256A0.2 (03/16)



2017 USMS Summer Nationals - 8/2/2017 to 8/6/2017

Jean K. Freeman Aquatic Center

Meet Program - Friday, August 4, 2017

#12 Women 50 LC Meter Backstroke

Lane	Name	Age	Club	Seed Time
Heat 1 of 19 Finals				
1	Webb, Linda	72	SFTL	1:05.77
2	Conley, LuAnn M	64	WMAC	1:00.41
3	Hastings, Patricia B	82	MM	1:06.00
4	Wong, Flora L	89	MM	1:19.14
5	Lorenzi, Betty S	90	FACT	51.81
6	Darland, Diane	52	DKTA	56.83
7	Keller, Dawn D	52	MINN	1:00.00
8	Manders, Lisa	35	UC30	1:00.00
Heat 2 of 19 Finals				
1	Smith, Stephanie M	75	SFTL	2:20.50
2	Hieb, Carol J	78	MINN	1:30.00
3	Bacon, AnnLiv	75	MINN	1:06.97
4	Arnold, Tita W	76	SKY	1:07.00
5	Fasbender, Alice J	79	OREG	1:40.00
6	Burgess, Dori	60	CMS	1:10.00
7	Samberg, Amy M	53	UC48	1:04.32
8	Phillips, Susan I	57	MICH	1:47.47
Heat 3 of 19 Finals				
1	Manheim, Lucy M	75	RMST	59.37
2	Jaffe, Kristin N	79	TAM	57.21
3	Case, Mary Ann	78	ARIZ	51.00
4	Schreiner, Beth	76	VMST	49.17
5	Ward, Joy	75	OREG	49.47
6	Dillon Stewart, Jane E	75	WMAC	53.73
7	Jebe, Margit H	79	T2NM	59.30
8	Linnihan, Beverly L	79	ARIZ	1:06.00
Heat 4 of 19 Finals				
1	Ringsven, Renata M	72	WMAC	58.00
2	Smith, Diane G	72	CVMM	51.56
3	McDaniel, Georgia	71	IM	49.40
4	Uustal, Diann	71	NEM	41.28
5	Ventura, Rosa V	70	SFTL	45.18
6	Vitt, Ann	71	MOST	50.93
7	Larsen, Babs H	70	MINN	55.00
Heat 5 of 19 Finals				
1	Ophaug, Patricia G	65	MINN	45.65
2	Guthrie, Sally K	67	SMST	44.90
3	Shaffer, Cynthia E	67	CMS	42.78
4	McCloskey, Cecilia D	67	SFTL	36.11
5	Fulton, Linda P	65	CFMS-14	41.26
6	McLee, Anne Beck	65	IM	44.44
7	Bisogno, Laurie R	65	MOVY	45.00
Heat 6 of 19 Finals				
1	Bobo, Carol L	62	IM	55.09
2	Pendergast, Paula J	63	MINN	50.73
3	Stager, Nan H	62	DOC	44.83
4	Lumbert Gentry, Kerri	60	UC33	43.92
5	Whitney, Jill S	60	MINN	44.77
6	Conley, Nancy	60	IM	48.00
7	Pederson, Ann A	62	DKTA	52.00
8	Rezmer, Nancy G	61	WMAC	56.15

Heat 7 of 19 Finals

1	Maltry, Cynthia L	63	ISMT-30	41.65
2	Early, Marilyn E	60	MICH	39.88
3	Guins, Ann H	64	SYSM	38.64
4	Andrus-Hughes, Karen	60	OREG	36.20
5	Noyes, Penny P	63	SKY	36.50
6	Einsidler, Karen L	61	AGUA	39.34
7	Summers, Jeanna	63	OREG	41.60
8	Larson, Linda L	62	SFTL	42.77

Heat 8 of 19 Finals

1	Stephenson, Natalie	56	MOVY	52.26
2	Seliga-Punyko, Judy M	59	NORT	49.00
3	George, Constance	57	TTEX	44.50
4	Hromada, Sarah	56	MINN	41.89
5	Thomas, Ann B	57	SFTL	42.00
6	Clair, Kathleen S	59	1776	45.00
7	Leigh, Sara	55	ISMT-30	49.15

Heat 9 of 19 Finals

1	Kelly, Mary Shawn	55	SFTL	41.13
2	Cuda, Suzanne E	57	MOST	41.00
3	McNamara, Kathleen A	57	USF	39.49
4	Courtney, Zena H	58	PSM	35.99
5	Brightwell, Kim M	57	RMST	37.32
6	Kellinger, Jenny M	55	VMST	40.60
7	Eakle, Julie O	57	MOST	41.06
8	Ballard, Barbara	58	MINN	41.37

Heat 10 of 19 Finals

2	Irawan, Yuni	54	TXLA	45.48
3	Rogers, Julie E	50	MICH	40.55
4	Moore, Sally	50	WMAC	40.10
5	Apple, Holly S	53	MM	40.44
6	Prey-Luedtke, Sharill L	53	LMAO	41.02
7	Span, Eileen T	52	MVN	47.26

Heat 11 of 19 Finals

1	Herrington, Jamie S	52	SFTL	37.93
2	Rojas, Dulce	51	SC	37.00
3	Kunovac, Jelena A	53	LVM	34.67
4	Willeboordse, H C Fall	51	BCTM	33.25
5	Welting, Lauren K	52	TOC	34.47
6	McPherson, Chris A	50	ENSW	35.27
7	Osborne, Katie	54	SCCM	37.30
8	Ekstrom, Gretchen F	51	L4S	38.34

Heat 12 of 19 Finals

1	Maki, Karyn L	45	MINN	49.87
2	Le Febre, Karen J	49	WCM	37.70
3	Petyk, Jennifer R	46	PTMS	37.42
4	Braun, Erika L	45	NCMS	31.38
5	Stewart, Ann K	47	UC50	34.90
6	Visser, Linda	47	COOG	37.50
7	Goodman, Theresa A	45	SKY	37.98

Heat 13 of 19 Finals

3	Lee, Susan M	43	MINN	45.00
4	Hughes, Megan M	43	MINN	39.99
5	Kirchner, Sara R	40	PBM	40.54
6	Kole, Tessa A	44	SWYM	50.07

Heat 14 of 19 Finals

1	Challener, Roberta	42	SKY	38.46
2	Stringer, Jennifer	41	STAN	36.73
3	Iles, Debbie	40	MOVY	35.20
4	Yocum, Kari	40	PALM	33.13
5	Smith, Rebecca L	40	PBM	34.19
6	Wood, Lindsay M	41	FFH-11	35.31
7	Olson, Katherine L	40	PMST	37.62
8	Hawley, Rachel A	42	WMAC	39.63

Heat 15 of 19 Finals

2	Nymeyer, Elizabeth A	35	MINN	38.67
3	Hughey, Rachel C	39	MINN	36.00
4	Schaffer, Beth A	35	MINN	30.45
5	Watanabe, Naoko	35	TOC	32.36
6	Schneider, Erin E	38	WMAC	38.50
7	Goodwin, Amy	36	IM	38.80

Heat 16 of 19 Finals

1	Morrone, Faye	33	XCL-07	42.00
2	Mollenhauer, Dianna L	32	MINN	39.68
3	Vandam, Kathryn E	32	MINN	35.26
4	Houston, Katy	30	TOC	32.29
5	Sitarz, Rachel A	33	ISWM	32.61
6	Mathews, Erin	32	MARY	39.58
7	Rock, Stephanie L	30	PBM	40.04

Heat 17 of 19 Finals

3	Schlenker, Jill	29	DKTA	42.28
4	Kaiser, Katherine	26	MINN	37.94
5	Maguire, Katherine	25	MINN	38.24
6	Miller, Kristina	27	AKMS	43.09

Heat 18 of 19 Finals

1	Courbron, Yanghee	29	NEM	35.50
2	Mauel, Lauren	27	WMAC	35.00
3	Gryglewska, Anna C	27	CONN	34.32
4	McDaniel, Michelle	28	MINN	33.84
5	Schauwecker, Jessica L	28	FAST	34.00
6	Nelson, Melissa M	27	MINN	34.34
7	Louw, Shanda	29	UC30	35.00
8	Stenroos, Jacqueline C	25	MINN	36.24

Heat 19 of 19 Finals

2	DeValk, Brittany L	21	CVMM	42.99
3	Bennett, Sara	19	IAMA	36.50
4	Ruehle, Emma M	19	MINN	32.00
5	Nelson, Kirsten B	19	MINN	32.20
6	McPherson, Meghan	20	ENSW	40.00
7	Burd, Alexandra	21	MINN	48.00

#13 Men 200 LC Meter Butterfly

Name	Age	Club	Seed Time	
18-24				
1	Marquet, Bryan D	24	PALM	2:40.96
2	Rodriguez martinez, Adrian N	24	UC38	2:46.11
25-29				
1	Leung, Brian P	28	SCAQ	2:19.03
2	Docken, Steffen S	29	DAM	2:36.05
3	Daltorio, Robert W	25	ROSE	2:38.91
4	Carlson, Reid R	27	MINN	2:41.78
30-34				
1	Pedersen, Robert	33	IM	2:44.10
2	Hoke, James N	31	BERK	3:05.50



THE NUMBERS DON'T LIE.

40

The percentage of the USA Men's National Swim Team that were taking P2Life products. They brought home seven gold medals.

700

The number of Masters Swimming World Records P2Life Masters Athletes have set.

60

The age P2Life founder Tim Shead achieved his lifetime best in swimming. He swam faster at 60 than at age 22 when he was trying out for the Olympic Team.

4.9

The rating verified buyers have given P2Life products - 4.9 out of 5 stars. (That's a higher rating than the iPhone 6).

71

The percentage of P2Life Masters athletes who have been inducted into the International Masters Swimming Hall of Fame.

81

The number of National Age Group Records set by athletes that have been taking P2Life.

10

The number of dollars you will get off P2Life products for reading this magazine.
USE Code: USMS2016SUMMERNATS

**COME LEARN MORE AT
OUR BOOTH ON THE DECK!**

P2LIFE.COM

PERFORMANCE NUTRITION

2017 USMS Summer Nationals - 8/2/2017 to 8/6/2017

Jean K. Freeman Aquatic Center
Meet Program - Friday, August 4, 2017

35-39...(#13 Men 200 LC Meter Butterfly)		
1	Virgil, Jeremy C	38 CONN 2:20.84
2	Tollakson, TJ	37 IAMA 2:24.93
3	Batchelder, John R	36 CMS 2:26.72
4	Malik, Michael J	36 PALM 2:29.70
5	Berwald, Joshua F	37 PBM 3:00.00
40-44		
1	Patterson, Thomas J	40 1776 2:32.00
2	Passos, Andre	44 ROSE 2:40.00
3	Decker, John R	43 GS 2:44.74
4	Miller, Matt	40 OREG 2:47.27
5	McNelis, Michael W	42 UC04 3:01.00
45-49		
1	Rodriguez, Ramses	45 SYSM 2:23.43
2	Rubocki, John S	47 SAWS 2:29.72
3	Kroupa, Andy S	48 YCFM 2:37.82
4	Wuchte, Mathew S	47 MICH 2:46.07
5	Ames, Eddie	48 PBM 2:55.00
6	Conley, Scott A	47 WMAC 3:30.00
7	Sturdy, Patrick R	48 MICH 3:45.00
8	Kadwell, Frank E	45 UC45 3:45.00
50-54		
1	Wells, Barton S	50 UC38 2:18.80
2	Doyle, Michael B	53 NTXL 2:39.99
3	Brandt, Mark W	51 IM 2:45.25
4	King, Robert E	53 MINN 2:49.00
5	Kough, David S	54 MINN 2:58.00
6	Thompson, Anthony G	53 MOVY 3:02.02
7	Levesque, Gilles	54 UC03-03 5:07.72
55-59		
1	Sims, David E	55 IM 2:17.83
2	LaMonica, Mike	57 PBM 2:30.00
3	Richards, Scott J	57 WMAC 2:34.60
4	Wells, Brad R	56 MOVY 2:42.10
5	Uebele, Keith	56 OREG 2:44.00
6	Seibt, Andreas K	59 IM 2:45.00
7	Rogers, Randy	59 PSM 2:45.00
8	Biles, James B	56 WMAC 2:45.15
9	Vargas, Daniel	57 ARIZ 2:55.08
10	Muchow, Gary P	58 MINN 2:58.58
11	Valley, Eric	56 MOVY 2:58.68
12	Veilleux, Pierre	58 UNQC 3:05.75
13	Howell, Richard K	58 OREG 3:06.00
14	Treiman, Gerald S	57 UTAH 3:40.11
60-64		
1	Sauer, Jim	60 TXLA 2:29.00
2	Carlsen, Glenn	60 KISU 2:43.14
3	Murtagh, Patrick D	60 MM 2:50.00
4	Wasserman, Neil R	62 O*H*-18 2:52.00
5	Haberek, Cork	60 SKY 2:53.51
6	Modjeska, Mark E	64 ARIZ 2:55.27
7	Dodson, Phil L	64 IM 2:56.00
8	Wood, Larry W	63 TXLA 3:02.00
9	Wright, Robert E	63 DOC 3:02.02
10	Smith, Darrell J	61 MINN 3:08.45
11	Anderson, Robert L	62 PCCM 3:18.93
12	Lamour, Didier B	60 MINN 3:20.00
13	Kealy, Tom P	61 IAMA 3:20.16
14	Pinto, Harlan A	60 MELO 3:35.35

15	Aumiller, Joe	60 MICH 4:00.00
16	Camin, Peter C	62 IM 4:30.20
17	Wright, Gary L	61 DOC 5:01.36
18	Miller, Jamie A	63 NCMS 5:03.62
19	Forgione, David J	63 MICH 6:37.16
65-69		
1	Colella, Rick	66 PSM 2:34.00
2	Kerns, Hubie	68 GRA 3:00.00
3	Bernard, Alan D	68 TAM 3:04.19
4	Shead, Timothy M	65 SFTL 3:10.00
5	Stark, Allen L	68 OREG 3:11.22
6	MacDonald, Lee H	65 CMS 3:15.00
7	Rollins, Bruce W	68 GRA 3:20.02
8	Ryson, Jon C	66 RMST 3:30.00
9	Millholland, Carl D	65 WMAC 3:43.00
10	Jones, Robert B	66 1776 3:43.25
11	Vandam, Gerald E	67 MINN 3:53.05
12	Fine, Gary M	67 MINN 4:21.00
70-74		
1	Burns, Joel J	71 SFTL 3:13.59
2	Rudloff, Edward	70 TOC 3:23.30
3	LeMaster, Stan R	70 SWIA-40 3:31.57
4	Long, Robert	70 IM 3:59.00
5	Carney, Kent	70 CMS 4:00.00
6	Heeter, M H	70 UC17 4:40.00
75-79		
1	Loewe, Raymond D	75 UC08 3:34.49
2	Bell, John L	75 SDSM 4:49.76
3	Ashare, Edward	76 UC08 5:45.00
80-84		
1	Fasbender, Barry A	80 OREG 4:52.72

#14 Women 200 LC Meter Butterfly

Sponsor: Babs Larson in memory of Doug Strong

Name	Age	Club	Seed Time
18-24			
1	Kratz, Meghan A	20 MINN	3:14.65
25-29			
1	Marks, Jamie L	29 SFTL	2:35.42
2	Mauel, Lauren	27 WMAC	2:40.00
3	Sharpe, Anna	25 KM	2:48.05
30-34			
1	Dahlager, Kelsey L	31 MINN	2:39.35
2	Vandam, Kathryn E	32 MINN	2:41.51
3	Young, Charley C	30 AGUA	2:48.99
4	Rood, Jenny	32 NEM	3:01.28
5	Frimmerman-Bergquist, Sandra	34 MINN	3:15.80
6	Bonfitto, Jordan	31 ISWM	3:19.86
7	King, Sarah C	34 ADMS	7:00.00
35-39			
1	Moro, Erin C	39 PALM	2:36.05
2	Schultz, Karen E	38 SBM	2:40.40
3	Thureen, Stacey	35 MINN	2:49.15
4	Lilleberg, Tricia M	36 MINN	2:54.82
5	Stutz, Kathleen J	35 SFTL	3:30.39
40-44			
1	George, Heidi S	41 UC38	2:38.86
2	Mcclafferty, Christine	44 OREG	2:44.91
3	Froehle, Melissa D	44 MYWM-30	3:30.62

4	Volz, Kristin R	44 SFTL 4:05.90
45-49		
1	Postma, Terri	48 GERM 3:35.00
50-54		
1	Hug, Laurie	52 1776 2:50.52
2	Schickore, Jutta	53 DOC 2:52.13
3	Countryman, Marianne	53 GAJA 2:52.43
4	Weiderman, Jennifer	51 CVMM 3:10.20
5	Hallman-Kenner, Cathy L	52 PALM 3:34.37
55-59		
1	Delmage, Arlene	55 OREG 2:54.45
2	Froehlich, Kathryn	55 IM 3:12.45
3	Kratz, Peggy	57 MINN 3:14.89
4	Delorey, Laura E	55 NEM 3:15.50
5	Chin-Ogilvie, Adrienne	57 SFTL 4:15.07
6	Henley, Cynthia P	59 SFTL 4:23.74
60-64		
1	Valdez, Elaine S	62 MOST 3:07.36
2	Ciraulo, Christie	64 UCLA 3:25.51
3	Hildebrandt, Jan D	60 OREG 3:48.50
4	Quinn, Phyllis E	62 TOC 4:02.15
5	Kryka, Nancy	62 SYSM 4:15.00
6	Callaway, Linda	64 MOST 5:00.00
65-69		
1	McCloskey, Cecilia D	67 SFTL 3:20.00
2	Gettling, Janet	69 OREG 3:49.14
3	Guthrie, Sally K	67 SMST 3:52.00
4	Lindsey, Connie	65 MOST 3:58.56
5	Smith, Melinda J	65 O*H*-18 4:10.00
6	Fitzpatrick, Maureen	66 PBM 4:10.11
7	Stringer, Peggy L	66 MM 4:19.88
8	Asleson, Elke M	65 OREG 4:30.88
9	Roche, Carolyn M	66 CMS 4:40.00
10	Martin, Michelle E	68 SFTL 4:41.86
70-74		
1	Larsen, Babs H	70 MINN 4:20.00
75-79		
1	Meyers, Susan L	75 FACT 4:20.00
2	Case, Mary Ann	78 ARIZ 4:33.11

#15 Men 100 LC Meter Freestyle

Lane	Name	Age	Club	Seed Time
Heat 1 of 32 Finals				
2	Brown, Donald R	90	NORT	2:30.19
3	Lamb, Willard J	95	OREG	1:47.23
4	Ellis, Richard	85	NYAC	2:30.00
5	Stupfel, Norman E	85	SRM	1:47.00
6	Mullins, Stephen M	85	IM	1:55.00
7	Olson, John R	82	WMAC	2:14.04
Heat 2 of 32 Finals				
1	Schloss, Steve	81	METR	1:52.63
2	Magee, Pete	80	MINN	1:24.05
3	Oyakawa, Yoshi	84	O*H*-18	1:36.00
4	Lopez, Francisco	69	WMAC	2:05.00
5	Kaplan, Mark	68	MINN	1:34.89
6	Pot, Eugene T	67	BUMS	1:16.07
7	Beachler, Michael P	66	NCMS	1:25.71
8	Anderson, John H	67	IM	1:42.00



FIND FASTER

It's what we've always wanted to do. From the day we first stepped up to the blocks as age group swimmers, to national and international competition - to the day we started sewing advanced materials in a garage in Austin, Texas. Through innovation and disruptive design, we develop and deploy products that make you faster.

The SIM Pro was our first training tool and it has changed the way we swim. It has helped elite athletes improve technique and push farther in the pool. It has allowed developing athletes to move up a lane and to compete to make that next interval. And it has allowed beginning swimmers to experience "easy speed"

for the first time. The SIM was designed to help you understand what it feels like to swim downhill with proper technique - effortlessly. When you do - for the first time, or for the first time in a long time, it's a powerful feeling.

Find out more at rokasports.com.



@rokasports

2017 USMS Summer Nationals - 8/2/2017 to 8/6/2017

Jean K. Freeman Aquatic Center
Meet Program - Friday, August 4, 2017

Heat 21 (#15 Men 100 LC Meter Freestyle)			Heat 28 of 32 Finals			Heat 2 of 22 Finals					
1	Bennett, Dennis	51 IAMA	58.22	2	Mathews, Waseem W	31 GWSC	1:07.00	1	Tripps, Alexis F	70 MINN	2:13.99
2	Anderson, Tony M	54 MICH	57.94	3	Eckert, Jonathan	31 SYSM	1:00.18	2	Smollen, Carol S	73 MINN	1:42.31
3	Hiltabiddle, Steve	51 1776	56.20	4	Peterson, Matland	33 PMST	1:11.77	3	Kranpitz, Nancy	72 WMAC	1:40.38
4	Granger, Nicolas	50 ROSE	53.77	5	Warner, Aaron A	25 MINN	1:12.00	4	Webb, Linda	72 SFTL	1:41.77
5	Unruh, Steven L	51 NITR	55.85	6	Hubbard, Max A	26 UC30	1:03.05	5	Detjen, Carol J	72 MRAY-17	2:10.00
6	Utsch, Jeffrey S	50 ARIZ	57.35	7	Divilbiss, Zachary	29 MMTT	1:06.83	6	Ringsven, Renata M	72 WMAC	2:14.00
7	Harris, Gregory	54 VMST	58.05	Heat 29 of 32 Finals			7	Goulder, Alison	66 NEM	2:20.15	
8	Nygren, Mats O	51 PSM	58.24	1	Stanaway, Patrick	31 MINN	59.78	8	Geretz, Aliza R	48 COOG	2:30.00
Heat 22 of 32 Finals			2	Cuellar, Sebastian	33 SFTL	58.49	Heat 3 of 22 Finals				
1	Barra, Jose	48 ISMT-30	1:11.53	3	Anderson, Joseph M	32 MINN	55.69	1	Smith, Diane G	72 CVMM	1:36.23
2	Kasemsarn, Richard	47 IM	1:08.10	4	DeBerry, Tyler	33 ARIZ	52.68	2	McDaniel, Georgia	71 IM	1:27.60
3	Grimm, Kurt	46 MOVY	1:05.30	5	Hauck, Jason D	30 DAMM	54.90	3	Mymryk, Penny	70 RMSC	1:24.44
4	Wiewel, Matt	49 MOVY	1:03.00	6	Smith, Ben	31 DKTA	58.01	4	Uustal, Diann	71 NEM	1:16.81
5	Soltis, Mike	49 MINN	1:05.00	7	Schneider, Jeffrey	33 DKTA	59.00	5	Holbrook, Julianna F	70 SYSM	1:22.65
6	Cabbage, Sean M	46 MICH	1:06.22	8	Wenzel, Serge	32 SFTL	1:00.06	6	Ventura, Rosa V	70 SFTL	1:27.30
7	Kanter, Brad M	47 MINN	1:11.48	Heat 30 of 32 Finals			7	Vitt, Ann	71 MOST	1:32.09	
8	Holck, Andy	45 SWED-21	1:15.00	1	Shaheen, Luke	29 SYSM	1:02.25	8	Payne, Brenda	70 UC15	1:39.45
Heat 23 of 32 Finals			2	Teigen, Gunnar L	27 MINN	1:00.22	Heat 4 of 22 Finals				
1	Doane, Michael P	47 UMAC	1:00.00	3	Porrizzo, Ralph J	25 ROSE	58.43	2	Merena, Elizabeth J	65 BCTM	1:30.52
2	Farrell, Andrew J	47 YCFM	59.82	4	Murphy, Conor S	27 UC22-22	55.99	3	Bisogno, Laurie R	65 MOVY	1:26.00
3	Garland, Robert	48 CMS	58.40	5	Albu, Phil	25 MINN	56.90	4	Miller, Celeste	67 SNM	1:20.00
4	Van Thielen, Mike	46 YCFM	54.56	6	Gugel, Tom	28 UC50	59.00	5	Bloomfield, Sue A	65 WMST	1:29.20
5	Lee, Lawrence B	49 NCMS	56.30	7	Broch, William M	29 NORT	1:02.17	6	Yoder, Margie E	65 CMS	1:50.00
6	Doherty, Todd S	46 PSM	59.46	8	Monahan, Sean P	25 SFTL	1:02.38	7	Rezmer, Nancy G	61 WMAC	1:44.50
7	Alsberg, Maoz	49 PSM	1:00.00	Heat 31 of 32 Finals			8	Bobo, Carol L	62 IM	1:50.09	
8	Robling, Steve W	47 NCMS	1:00.97	1	Escareno, Jesus M	24 BCTM	1:05.74	Heat 5 of 22 Finals			
Heat 24 of 32 Finals			2	Duncan, Michael W	24 UC30	1:01.95	1	Guins, Ann H	64 SYSM	1:33.31	
2	Goldberg, Brian	40 NYAC	1:05.00	3	Marquet, Bryan D	24 PALM	1:00.62	2	Conley, Nancy	60 IM	1:27.35
3	Popko, David A	40 ROSE	1:02.40	4	St. Vincent, Thomas P	23 RAC-05	1:00.45	3	Wiley, Heather C	60 OREG	1:24.17
4	Davis, Andrew J	44 SFTL	1:01.39	5	Danchak, Alexander M	20 GMUP	1:00.49	4	Woods, Tina N	60 1776	1:22.20
5	Glass, Mark W	43 NTXL	1:01.78	6	Kelly, Matthew W	21 BOZE	1:01.10	5	Stager, Nan H	62 DOC	1:23.16
6	Palace, Mark	44 SYSM	1:04.01	7	Laws, Gus	21 WCM	1:02.99	6	Nelson, Sarah E	61 MINN	1:24.56
7	DeWard, Robert C	43 PSM	1:07.13	8	Gorman, Jake	24 IM	1:06.00	7	Moak, Mary N	61 PBM	1:31.56
Heat 25 of 32 Finals			Heat 32 of 32 Finals			8	Wymelenberg, Lynn A	62 RMST	1:35.00		
1	Hughes, Dawson	40 SYSM	59.65	1	Frederick, Aaron D	24 ARMS	59.10	Heat 6 of 22 Finals			
2	Karren, Kelly S	44 CVMM	59.07	2	Nelson, Daniel E	22 MINN	58.50	1	Cipriano, Deborah R	60 GSM	1:17.37
3	Tiozzo, Eduard	44 SFTL	57.61	3	Stinar, Matt C	24 UC52	57.17	2	Early, Marilyn E	60 MICH	1:12.00
4	Jacobson, Brian L	44 MINN	53.23	4	Klemm, Josh	19 MINN	55.89	3	Grilli, Tracy L	60 NEM	1:10.30
5	Williams, Ryan D	44 SFTL	55.45	5	Granger, Jeremy	24 ROSE	56.10	4	Andrus-Hughes, Karen	60 OREG	1:08.97
6	Baldwin, Craig M	43 RMST	58.20	6	Petyniak, Jakub	24 CSPM	57.79	5	Noyes, Penny P	63 SKY	1:10.00
7	Mastracchio, Dominic R	43 RICE	59.55	7	Kolb, William G	22 SKY	58.66	6	Kryka, Nancy	62 SYSM	1:10.69
8	Passos, Andre	44 ROSE	1:00.00	8	Burlington, Carter	24 ISWM	1:00.20	7	Ritter, Susan M	60 CSMT	1:12.52
Heat 26 of 32 Finals			#16 Women 100 LC Meter Freestyle			8	Ogden, Pamela C	60 MINN	1:22.14		
2	Busch, Jeremy	39 MINN	1:13.00	Lane Name Age Club Seed Time	Heat 7 of 22 Finals						
3	Rupp, Christopher M	37 MINN	1:01.87	Heat 1 of 22 Finals			2	Clark, Inge	47 IM	1:19.66	
4	Virgil, Jeremy C	38 CONN	1:01.00	1	Avery, Susan H	75 MM	2:12.42	3	Garland, Sue C	48 NEM	1:14.57
5	Bindert, Chris	38 MINN	1:01.43	2	Manheim, Lucy M	75 RMST	1:51.98	4	Doudikian-Scaff, Nayiri	47 ROSE	1:15.00
6	Johnson, Luke B	35 MINN	1:04.28	3	Ridout, Nancy J	75 TAM	1:34.24	5	Maki, Karyn L	45 MINN	1:28.94
Heat 27 of 32 Finals			4	Schreiner, Beth	76 VMST	1:32.05	6	Stephenson, Natalie	56 MOVY	1:37.50	
1	Tollakson, TJ	37 IAMA	59.87	5	Case, Mary Ann	78 ARIZ	1:34.83	7	Gordon, Paula M	56 PMST	1:30.34
2	Arnold, James P	37 MINN	57.07	6	Linnihan, Beverly L	79 ARIZ	2:11.00	8	Goldbas, Isabela C	57 SFTL	1:38.68
3	Esbjornsson, Erik	36 MINN	56.00	7	Wong, Flora L	89 MM	3:20.98				
4	Vestrum, Luke A	36 MINN	54.93								
5	Lotano, Daniel	37 PBM	55.45								
6	Dimitrov, Matias	36 MATD-18	56.72								
7	Bass, Ilan	35 AGUA	58.06								
8	Girard, Alex J	35 WMAC	1:00.35								

2017 USMS Summer Nationals - 8/2/2017 to 8/6/2017

Jean K. Freeman Aquatic Center
Meet Program - Friday, August 4, 2017

Heat 8 (#16 Women 100 LC Meter Freestyle)

1	Parratto, Amy A	57 MINN	1:24.69
2	Thomas, Ann B	57 SFTL	1:18.73
3	Clary, Barbara B	55 O*H*-18	1:17.05
4	McNamara, Kathleen A	57 USF	1:16.00
5	Szymczak, Wendy	59 MICH	1:16.68
6	Kueny, Laura L	55 MINN	1:18.23
7	Hromada, Sarah	56 MINN	1:18.88
8	Sapirstein, Sheila	57 MANI	1:25.00

Heat 9 of 22 Finals

1	Lee, Susan	58 MINN	1:12.07
2	Laskey, Marjorie D	56 ISMT-30	1:10.81
3	Courtney, Zena H	58 PSM	1:10.60
4	Parker Palace, Kelly	56 SYSM	1:08.60
5	Kratz, Peggy	57 MINN	1:09.11
6	Crouch, Kim	56 CMS	1:10.74
7	Kellinger, Jenny M	55 VMST	1:11.24
8	Petersen, Stephanie O	55 SLAM	1:16.00

Heat 10 of 22 Finals

1	Richards, Ann E	54 WMAC	1:45.00
2	Moeckel, Melissa A	51 NEM	1:31.10
3	Emison, Pam H	52 MINN	1:17.08
4	Casey, Joan M	52 MINN	1:15.85
5	Stutsman, Rachel	51 INDY	1:16.00
6	Prey-Luedtke, Sharill L	53 LMAO	1:20.36
7	Keller, Dawn D	52 MINN	1:45.00
8	Kulevsky, Kris	50 MINN	1:52.60

Heat 11 of 22 Finals

1	Moore, Sally	50 WMAC	1:14.00
2	Herrington, Jamie S	52 SFTL	1:13.88
3	Ekstrom, Gretchen F	51 LAS	1:12.71
4	Johnson, Mindy	54 RMST	1:12.00
5	Huettner, Heather L	52 MOVY	1:12.40
6	Nygaard, Sue M	54 MINN	1:13.53
7	Ladd, Laura M	50 ENSW	1:13.97
8	Pawluk, Roxie	52 IM	1:15.22

Heat 12 of 22 Finals

1	Buck, Corrin C	53 MICH	1:07.91
2	Wilson, Jamie W	51 PALM	1:07.29
3	Welting, Laureen K	52 TOC	1:07.11
4	Willeboordse, H C Fall	51 BCTM	1:02.80
5	Gellatly, Jill E	50 COOG	1:07.00
6	McPherson, Chris A	50 ENSW	1:07.24
7	Osborne, Katie	54 SCCM	1:07.60
8	Irish Bostic, Linda	54 PBM	1:09.58

Heat 13 of 22 Finals

1	Dussliere, Julie F	45 JDAM	1:10.15
2	Rietz, Heather M	49 ENSW	1:08.14
3	Goodman, Theresa A	45 SKY	1:06.00
4	Braun, Erika L	45 NCMS	58.04
5	Ridge, Jennifer	49 MINN	1:03.34
6	Petyk, Jennifer R	46 PTMS	1:06.84
7	Dunn, Sara	45 NCMS	1:09.76
8	Le Febre, Karen J	49 WCM	1:12.00

Heat 14 of 22 Finals

2	Walther, Amy L	44 WMAC	1:26.61
3	Parker, Amy P	41 ROSE	1:22.00
4	Hawley, Rachel A	42 WMAC	1:15.61
5	Jurisch, Theresa M	43 MINN	1:22.00
6	Pavek, Cara	43 MINN	1:25.07
7	Lee, Susan M	43 MINN	1:32.55

Heat 15 of 22 Finals

1	Challener, Roberta	42 SKY	1:14.49
2	Priorier, Erin E	40 MINN	1:13.53
3	Hankins, Malena B	44 GAJA	1:12.12
4	Shapiro, Margaret S	41 RMST	1:11.37
5	Peterson, Julie A	42 OREG	1:11.94
6	Hughes, Megan M	43 MINN	1:12.20
7	Olson, Katherine L	40 PMST	1:13.99
8	Sohn, Emily	41 MYWM-30	1:15.00

Heat 16 of 22 Finals

1	Wood, Lindsay M	41 FFH-11	1:08.61
2	Yocum, Kari	40 PALM	1:06.82
3	Smith, Rebecca L	40 PBM	1:04.23
4	Glenn, Katie	41 OPA-32	1:00.68
5	Stringer, Jennifer	41 STAN	1:02.64
6	Viso, Jessica	41 SC	1:06.00
7	Mcclafferty, Christine	44 OREG	1:07.95
8	Iles, Debbie	40 MOVY	1:09.40

Heat 17 of 22 Finals

2	Jeske, Ingrid L	34 ISMT-30	1:41.50
3	Pederson, Erin	32 DKTA	1:15.00
4	Rock, Stephanie L	30 PBM	1:18.27
5	Hankel, Sarah J	33 MINN	1:45.00
6	Sultan, Samaa A	38 MEDM	1:13.94
7	Manders, Lisa	35 UC30	2:00.00
8	Baldwin, Tricia A	27 SKY	1:39.15

Heat 18 of 22 Finals

1	Krejci, Rachel A	35 MINN	1:11.76
2	Nolden, Shelley M	38 WMAC	1:10.85
3	Nymeyer, Elizabeth A	35 MINN	1:09.63
4	Congdon, Heather B	39 SFTL	1:05.00
5	Snook, Meredith L	36 TPIT	1:06.59
6	Hughey, Rachel C	39 MINN	1:10.13
7	Goodwin, Amy	36 IM	1:11.00
8	Kline, Anna R	37 MINN	1:11.77

Heat 19 of 22 Finals

1	Hamer, Caitlin E	32 PALM	1:07.82
2	Togias, Anna	32 NOVA-33	1:05.65
3	DeRegnier, Katie	30 MINN	1:03.90
4	Coombe, Katy A	34 MINN	1:01.54
5	Parker, Emily S	32 SDSM	1:02.85
6	Lapinskas, Christina	32 ISWM	1:04.32
7	Mathews, Erin	32 MARY	1:07.80
8	Stone, Katherine	33 JSC-15	1:12.00

Heat 20 of 22 Finals

3	Maguire, Katherine	25 MINN	1:11.14
4	Kaiser, Katherine	26 MINN	1:09.17
5	Harbison, Meredith E	25 JSC-15	1:11.00
6	Bennett, Alex	21 IAMA	1:17.72

Heat 21 of 22 Finals

1	Fieni, Sadie	27 PALM	1:05.59
2	Gryglewska, Anna C	27 CONN	1:03.60
3	Nelson, Melissa M	27 MINN	1:02.50
4	Louw, Shanda	29 UC30	1:00.00
5	Taylor, Tori	25 ISWM	1:01.70
6	Schauwecker, Jessica L	28 FAST	1:03.00
7	Stenroos, Jacqueline C	25 MINN	1:03.65
8	O'Connor, Alexandre L	28 SFTL	1:07.77

Heat 22 of 22 Finals

1	Newkirk, Faith I	21 AGUA	1:15.00
2	Bennett, Sara	19 IAMA	1:07.31
3	Quinlan, Molly	21 MINN	1:05.02
4	Cuda, Lauren A	21 MOST	1:02.00
5	Ruehle, Emma M	19 MINN	1:02.00
6	Kratz, Meghan A	20 MINN	1:05.78
7	DeValk, Brittany L	21 CVMM	1:13.36
8	Tripps, Gabrielle	21 MINN	1:15.63

#17 Men 200 LC Meter Breaststroke

Sponsor: Ralph Bovard in honor of Dave Hauck

Name	Age	Club	Seed Time
18-24			
1	Hora, Nicholas	24 WMAC	2:40.90
2	Frederick, Aaron D	24 ARMS	2:43.00
3	Muni, Nicholas	21 UC17	2:57.92
4	Vogt, Logan	20 MINN	3:02.82
5	Escareno, Jesus M	24 BCTM	3:13.00
25-29			
1	Leung, Brian P	28 SCAQ	2:34.96
2	Ksebati, Fares	26 MICH	2:37.99
3	Forslund, Cory	28 MINN	2:42.49
4	Sauter, Trace U	29 NCMS	2:50.00
5	Asleson, Kris C	29 OREG	3:00.00
6	Warner, Aaron A	25 MINN	3:12.00
30-34			
1	Prokop, Luke A	33 MINN	2:25.00
2	Girard, Matt	31 UC30	2:35.00
3	Pedersen, Robert	33 IM	3:04.61
4	Ganiyev, Doston	30 CMS	3:04.79
5	Hoke, James N	31 BERK	3:11.50
6	Kim, Gene B	31 ROSE	3:30.01
35-39			
1	David, Emmanuel	37 CMS	2:38.01
2	Corcho, Rodrigo A	38 WH2O	2:43.00
3	Malik, Michael J	36 PALM	2:52.22
4	Okerbloom, Neal S	37 SWIA-40	3:09.47
5	Bergford, Brian	35 CMS	3:10.00
6	Bouchard, Trevor	35 SCCM	3:10.00
7	Johnson, Luke B	35 MINN	3:17.26
8	Waterson, Kevin	38 DAM	3:19.13
40-44			
1	Muir, Scott	44 DAM	3:01.55
2	McNelis, Michael W	42 UC04	3:03.00
3	Palace, Mark	44 SYSM	3:03.12
4	Wu, Bobby	44 WMAC	3:12.47
5	Graham, David C	43 NEM	3:18.32
6	Cox, Raymond F	42 SFTL	3:26.41
7	Vogel, Michel	41 SFTL	4:58.76

2017 USMS Summer Nationals - 8/2/2017 to 8/6/2017

Jean K. Freeman Aquatic Center
Meet Program - Friday, August 4, 2017

45-49...(#17 Men 200 LC Meter Breaststroke)			18 Hoganson, Robert B	60 WMAC	3:30.00	4 Gaulke, Ashleigh R	31 TFAM-26	3:33.52
1 Doherty, Todd S	46 PSM	2:43.08	19 Hullsiek, Ted R	61 MINN	3:35.00	5 Cook, Emily L	31 MESC	3:35.00
2 Dunson, David B	45 NCMS	2:47.51	20 Larson, Allen J	64 SFTL	4:03.07	6 Murphy, Siobhan C	31 SFTL	3:40.00
3 Soltis, Brian	49 MINN	2:55.16	21 Gerlich, Peter	63 UC21	4:55.56	7 Morrone, Faye	33 XCL-07	3:45.00
4 Kennedy, Patrick H	45 TFAM-26	3:03.74	22 Forgione, David J	63 MICH	6:37.12	35-39		
5 Grimm, Kurt	46 MOVY	3:10.98	65-69			1 Hitchcock, Christina	35 SFTL	2:59.08
6 Soltis, Mike	49 MINN	3:15.00	1 Stark, Allen L	68 OREG	2:59.99	2 Melsen, Krisie M	37 MINN	2:59.30
7 Lassen, Jason D	45 SFTL	3:15.19	2 Dahlberg, Peder	68 IM	3:06.78	3 Snook, Meredith L	36 TPIT	3:00.11
8 Koenig, Kit M	48 SFTL	3:19.43	3 MacDonald, Lee H	65 CMS	3:10.00	4 Thureen, Stacey	35 MINN	3:05.49
9 Ames, Eddie	48 PBM	3:25.78	4 Dougherty, Stephen P	66 1776	3:16.07	5 Moro, Erin C	39 PALM	3:11.46
50-54			5 Millholland, Carl D	65 WMAC	3:30.00	6 Glasgow, Ginny Ann	38 L4S	3:13.72
1 Tuchler, Jim	52 IM	2:35.90	6 Bovard, Ralph S	65 MINN	3:40.17	7 Barbosa, Tatiana B	38 SFTL	3:17.13
2 Fiser, Graeme A	51 SFTL	2:40.77	7 Fine, Gary M	67 MINN	3:42.00	8 Kays, Amelia B	38 ALEX	3:17.39
3 Harris, Gregory	54 VMST	2:45.10	8 Baumann, Martin	65 FAST	3:50.00	9 McCabe, Erin	38 ROSE	3:30.00
4 Livingston, Terry	50 YCFM	2:51.18	9 Ceci, Louis G	67 TSUN	4:06.41	10 Chaves-Fonnegra, Andia	38 SFTL	3:30.77
5 Ewing, Michael	51 MINN	2:52.89	70-74			11 Stutz, Kathleen J	35 SFTL	3:33.34
6 Brandt, Mark W	51 IM	2:54.75	1 Wendt, George F	70 IM	3:20.00	40-44		
7 Esko, Kevin L	51 PSM	2:55.03	2 Peterson, Steven B	71 PSM	3:20.60	1 Glenn, Katie	41 OPA-32	2:47.00
8 Bennett, Dennis	51 IAMA	2:57.91	3 Carney, Kent	70 CMS	3:25.00	2 Bruce, Stacey L	43 PALM	2:59.92
9 Mc Ginley, Patrick B	54 ROSE	3:08.36	4 LeMaster, Stan R	70 SWIA-40	3:29.19	3 Helm, Marsha S	44 MINN	3:09.50
10 Thompson, Anthony G	53 MOVY	3:09.09	5 Pelissier, Jim L	73 MINN	3:30.00	4 Kirchner, Sara R	40 PBM	3:35.00
11 Summers, Scott	50 EMSC	3:29.17	6 Gemmill, Dave G	70 PSCM	3:40.00	5 Darling, Karen M	42 IM	3:38.77
55-59			7 Bernstein, Rich	71 AGUA	3:45.00	6 Rosenblat, Daniela	42 SFTL	3:41.03
1 Guthrie, David M	57 RICE	2:30.63	8 Bailey, Conner	71 AMS	3:51.15	7 Sturdy, Clisty	44 MICH	4:50.00
2 Scott, Greg C	58 CMS	2:44.08	9 Fuenmayor, Jose	73 NASH	3:52.31	45-49		
3 Ritchie, Andy	59 SCCM	2:47.50	10 Pease, Richard L	70 WMAC	3:55.00	1 Dunn, Sara	45 NCMS	2:55.36
4 Holland, David A	59 WMAC	2:50.00	11 Corris, Robert B	72 WMAC	4:00.00	2 Visser, Linda	47 COOG	3:06.00
5 McAdam, Robert P	55 GS	2:50.75	75-79			3 Weiland, Carole	46 MINN	3:16.28
6 Doyle, Benn W	59 GSM	2:53.00	1 Freshley, Mike R	76 GRA	3:13.93	4 Sands, Liz	49 IM	3:23.00
7 Anderson, Bruce A	56 UC38	2:54.77	2 Loewe, Raymond D	75 UC08	3:34.15	5 Dussliere, Julie F	45 JDAM	3:24.11
8 Vargas, Daniel	57 ARIZ	2:56.05	3 Chadsey, William L	75 RMST	3:58.69	6 Khalil, Heidi G	46 ROSE	3:27.90
9 Kochendorfer, James L	57 MINN	2:56.10	4 Wakelin, Fred W	75 T2NM	4:00.00	7 Lassen, Megan M	47 SFTL	3:28.46
10 Aubrey, Michael	56 PBM	2:56.22	5 Burgess, Thom	75 CMS	4:05.00	8 Postma, Terri	48 GERM	3:30.00
11 Baird, Jeff A	58 ARIZ	3:00.00	6 Arlander, David C	76 MINN	4:10.70	9 Clark, Inge	47 IM	3:33.20
12 Moreno, Al	59 PBM	3:02.15	7 Galletly, Sandy	75 VMST	4:33.65	10 Rees, Karla E	45 MVM	3:39.00
13 Holmberg, Tom	59 IM	3:05.51	80-84			11 Peterson, Lisa R	45 MINN	3:40.38
14 Richey, Steven C	57 MOST	3:07.42	1 Costill, David	81 INDY	3:55.00	50-54		
15 Huebener, Wayne S	55 IAMA	3:08.74	2 Martin, Ray G	80 MICH	4:09.48	1 Buck, Corrin C	53 MICH	2:58.60
16 Howell, Richard K	58 OREG	3:10.00	3 May, George	80 WMAC	4:24.13	2 McIntyre, Shannon J	53 PSM	3:02.84
17 Marks, Ronald L	59 SFTL	3:10.00	4 Kansas, Bill	81 MINN	4:30.00	3 Simmons, Cheryl A	50 ROSE	3:06.07
18 Schiemann, Steven A	55 O2	3:16.00	85-89			4 Weideman, Jennifer	51 CVMM	3:10.34
19 Hektner, Eric W	59 TVM	3:17.75	1 Smith, Christopher	85 SCCM	5:09.00	5 Tracy, Robin C	53 DKTA	3:16.00
60-64			2 Stupfel, Norman E	85 SRM	5:59.00	6 Wilson, Jamie W	51 PALM	3:16.58
1 Hamm, Michael L	60 KM	2:55.64	#18 Women 200 LC Meter Breaststroke					
2 Rider, Lee A	61 RHMS	3:00.00	Name			Age Club Seed Time		
3 Slowey, Michael J	60 PALM	3:00.82	18-24					
4 Wasserman, Neil R	62 O*H*-18	3:01.73	1 DeValk, Brittany L	21 CVMM	3:10.25	7 Vazquez, Maria E	52 NCMS	3:20.00
5 Parker, Randy J	63 MICH	3:02.78	2 Tripps, Gabrielle	21 MINN	3:25.00	8 Hug, Laurie	52 1776	3:20.23
6 Carlsen, Glenn	60 KISU	3:03.34	3 Lee, Maeve	21 ISWM	3:46.10	9 Biegler-Ciaccio, Leslie	50 IM	3:21.62
7 Louie, Jamie	60 CMS	3:03.99	25-29			10 Ladd, Laura M	50 ENSW	3:23.17
8 Haberek, Cork	60 SKY	3:06.10	1 Sharpe, Anna	25 KM	2:52.44	11 Groves, Lisa J	52 RMST	3:24.40
9 Evers, John N	63 MINN	3:10.00	2 Marks, Jamie L	29 SFTL	2:57.31	12 Elias-Williams, Maria L	53 PALM	3:24.47
10 Phillips, Mike	61 MICH	3:16.91	3 Singleton, Amanda L	28 SFTL	3:05.18	13 May, Julie	50 SKY	3:25.99
11 Battistini, Rick A	63 NEM	3:17.99	4 Mohn, Jennifer L	26 DAM	3:10.46	14 Nygaard, Sue M	54 MINN	3:29.67
12 Anderson, Robert L	62 PCCM	3:18.93	30-34			15 Phalen, Jennifer R	53 DAM	3:41.96
13 Woodruff, David L	61 DAM	3:19.70	1 Houston, Katy	30 TOC	2:43.26	16 Rogers, Julie E	50 MICH	3:43.73
14 Withoff, David	60 AKMS	3:23.00	2 Geskos, Evangeline A	34 AGUA	2:53.17	17 Flynn, Sandra P	52 NEM	4:38.00
15 Aumiller, Joe	60 MICH	3:23.58	3 Keen, Lindsay	30 JSC-15	3:00.18	55-59		
16 Kopp, Lindsey R	60 MINN	3:28.00						
17 Pinto, Harlan A	60 MELO	3:29.54						
						1 Crouch, Kim	56 CMS	3:15.33
						2 Froehlich, Kathryn	55 IM	3:26.00
						3 Laskey, Marjorie D	56 ISMT-30	3:27.99
						4 Delmage, Arlene	55 OREG	3:31.90
						5 Eakle, Julie O	57 MOST	3:42.03

2017 USMS Summer Nationals - 8/2/2017 to 8/6/2017

Jean K. Freeman Aquatic Center

Meet Program - Friday, August 4, 2017

55-59...(#18 Women 200 LC Meter Breaststroke)		
6	George, Constance	57 TTEX 3:45.00
7	Henley, Cynthia P	59 SFTL 3:55.83
8	Goldbas, Isabela C	57 SFTL 4:00.00
9	Feather, Shawn M	56 AQTX 4:01.17
10	Marks, Karen J	58 SFTL 4:04.93
11	Clair, Kathleen S	59 1776 4:10.00
60-64		
1	Mann, Melinda J	61 WMAC 3:30.20
2	Penney, Debra S	60 UTAH 3:36.44
3	Gettelfinger, Cheryl M	60 INDY 3:38.86
4	Craffey, Joan P	64 BCTM 3:43.00
5	Del Greco, Jane B	61 IM 3:44.64
6	Kryka, Nancy	62 SYSM 3:45.47
7	Wiley, Heather C	60 OREG 3:59.12
8	Pendergast, Paula J	63 MINN 4:03.66
9	Swedler, Susan M	64 IM 4:04.34
10	Moak, Mary N	61 PBM 4:09.32
11	Pederson, Ann A	62 DKTA 4:10.00
12	Baldwin, Patricia A	62 SKY 4:14.27
13	Whitney, Jill S	60 MINN 4:15.00
14	Woods, Tina N	60 1776 4:28.65
15	Myer, Cynthia J	64 O2 4:28.94
16	Smath, Meg	61 SKY 5:00.00
65-69		
1	Lewis, Kathleen	65 TPIT 3:29.43
2	Bierwert, Karen	65 NEM 3:32.25
3	Fitzpatrick, Maureen	66 PBM 3:51.38
4	Gettling, Janet	69 OREG 3:51.63
5	Cambra-Brungard, Jeanne	65 LOM 3:55.55
6	Boslego, Barbara E	66 VMST 3:57.56
7	Shaffer, Cynthia E	67 CMS 3:58.82
8	Stringer, Peggy L	66 MM 4:00.35
9	Smith, Melinda J	65 O*H*-18 4:00.35
10	Bloomfield, Sue A	65 WMST 4:02.00
11	Cutter, Elizabeth V	65 MINN 4:10.00
12	Lindsey, Connie	65 MOST 4:14.00
13	Lee-Sheridan, Sharon M	65 MINN 4:25.80
14	Merena, Elizabeth J	65 BCTM 4:30.52
15	Hoover, Mary C	68 MINN 4:32.50
70-74		
1	Brown, Dana B	70 PALM 4:00.00
2	Mymryk, Penny	70 RMSC 4:11.08
3	Kranpitz, Nancy	72 WMAC 4:20.00
4	Waggoner, Gloria	70 KM 4:24.00
5	Christenson, Candy J	70 WMAC 4:40.06
6	Lillehei, Pat J	73 MINN 5:16.99
75-79		
1	Meyers, Susan L	75 FACT 4:09.00
2	Jaffe, Kristin N	79 TAM 4:48.16
80-84		
1	Reinke, Carol J	81 WMAC 5:30.49
2	Varty, Eulah M	83 MANI 5:45.50
95-99		
1	Saddal, Charlotte E	95 MM 9:07.82

Follow Us For Exclusive Content



/USMastersSwimmingFanPage



@mastersswimming



@mastersswimming



Use our event snapchat filter



**U.S. MASTERS
SWIMMING**

#USMSnationals

Day 4 – Saturday, August 5, 2017

Warm-up

6:30 a.m.–7:50 a.m.

Check-in Deadline for Day 4

The following are positive check-in events. Check-in may be done in person at the registration area or online at usms.org.

Sat., August 5	400 freestyle (women)	7:00 a.m.
	200 backstroke	7:00 a.m.

PLEASE NOTE:

If you do not check in by the deadline, you will not be seeded; there are no exceptions.

Meet Start Time

8:00 a.m.

Men	Event	Women
	400 freestyle (women)	22
30-minute warm-up in competition pool		
23	50 butterfly	24
25	100 breaststroke	26
27	50 freestyle	28
29	200 backstroke	30
31	200 mixed medley relay	31

Entry Deadline for Day 5 (Sunday) Relays

Relays must be turned in at the relay desk.

Sat., August 5	200 mixed free relay	3:00 p.m.
-----------------------	-----------------------------	------------------

2017 USMS Summer Nationals - 8/2/2017 to 8/6/2017

Jean K. Freeman Aquatic Center
Meet Program - Saturday, August 5, 2017

#22 Women 400 LC Meter Freestyle											
Name	Age	Club	Seed Time								
1 Glenn, Katie	41	OPA-32	4:34.43	59 Gregory, Ashley M	32	MINN	5:32.40	120 Happel, Diane M	53	IAMA	6:57.69
2 Parker, Emily S	32	SDSM	4:40.70	60 Delmage, Arlene	55	OREG	5:32.53	121 Wymelenberg, Lynn A	62	RMST	7:00.00
3 Ruehle, Emma M	19	MINN	4:45.00	61 Scouler, Barbara A	55	MINN	5:32.60	122 Darland, Diane	52	DKTA	7:10.01
4 Cuda, Lauren A	21	MOST	4:45.00	62 Nolden, Shelley M	38	WMAC	5:33.24	123 Moeckel, Melissa A	51	NEM	7:11.59
5 Vandam, Kathryn E	32	MINN	4:53.88	63 Stolar, Carrie E	50	MINN	5:34.12	124 Doudikian-Scaff, Nayiri	47	ROSE	7:12.63
6 Dahlager, Kelsey L	31	MINN	4:53.94	64 Pedersen, Carol A	30	MINN	5:35.09	125 Ridout, Nancy J	75	TAM	7:24.37
7 Gryglewska, Anna C	27	CONN	4:55.00	65 Kratz, Peggy	57	MINN	5:35.22	126 Wimberly, Madeline	24	MMA	7:26.17
8 Gellatly, Jill E	50	COOG	4:55.00	66 Murphy, Siobhan C	31	SFTL	5:35.88	127 Swedler, Susan M	64	IM	7:30.00
9 Viso, Jessica	41	SC	4:55.00	67 Krejci, Rachel A	35	MINN	5:36.65	128 Christenson, Candy J	70	WMAC	7:34.36
10 Ballard, Jessica	29	PALM	4:55.09	68 Laskey, Marjorie D	56	ISMT-30	5:37.01	129 Billmeyer, Carol L	65	MINN	7:58.00
11 Bruce, Stacey L	43	PALM	4:55.30	69 Garland, Sue C	48	NEM	5:38.11	130 Rezmer, Nancy G	61	WMAC	7:58.20
12 Lendway, Heather J	33	UC30	4:56.00	70 Lassen, Megan M	47	SFTL	5:39.00	131 Musk, Gail G	60	SFTL	7:58.96
13 Frimerman-Bergquist, Sandra	34	MINN	4:56.86	71 O'Connell, Megan	32	WMAC	5:39.00	132 Jebe, Margit H	79	T2NM	8:00.00
14 McIntyre, Shannon J	53	PSM	4:58.10	72 Flessert, Amy M	33	NORT	5:40.00	133 Smollen, Carol S	73	MINN	8:07.50
15 Peterson, Megan K	34	PMST	4:59.45	73 Huettner, Heather L	52	MOVY	5:43.11	134 Arnold, Tita W	76	SKY	8:30.00
16 Schmitz, Sydney R	18	MINN	5:00.00	74 Ekstrom, Gretchen F	51	L4S	5:44.99	135 Asleson, Elke M	65	OREG	8:30.30
17 Miller, Paige	37	MOVY	5:00.00	75 Weiland, Carole	46	MINN	5:48.21	136 Manheim, Lucy M	75	RMST	9:00.00
18 Woodford, Molly	27	WMAC	5:03.46	76 Delorey, Laura E	55	NEM	5:48.50	137 Rosen, Mary Ellen	63	SFTL	9:20.88
19 Hug, Laurie	52	1776	5:05.05	77 Sultan, Samaa A	38	MEDM	5:49.00	138 Reinke, Carol J	81	WMAC	9:22.00
20 Lapinskas, Christina	32	ISWM	5:05.32	78 Fittipaldi, Carolyn A	24	MINN	5:50.00	139 Hastings, Patricia B	82	MM	9:30.00
21 Ridge, Jennifer	49	MINN	5:06.56	79 Sohn, Emily	41	MYWM-30	5:51.06	140 Avery, Susan H	75	MM	10:20.58
22 Mohn, Jennifer L	26	DAM	5:07.06	80 Kirchner, Sara R	40	PBM	5:52.00	141 Seidler, Jeanne E	71	WMAC	11:23.82
23 Schultz, Karen E	38	SBM	5:08.20	81 Kays, Amelia B	38	ALEX	5:53.41	142 Wong, Flora L	89	MM	14:34.86
24 McWilliams, Haley A	22	PALM	5:08.42	82 Cuda, Suzanne E	57	MOST	5:54.00	143 Sanddal, Charlotte E	95	MM	16:01.90
25 Parker Palace, Kelly	56	SYSM	5:09.44	83 Nygaard, Sue M	54	MINN	5:55.40				
26 O'Connor, Alexandre L	28	SFTL	5:10.77	84 Smart, Denise L	55	TULS	5:56.13				
27 Bennett, Sara	19	IAMA	5:12.00	85 Green, Linda S	53	MINN	5:56.50				
28 Elias-Williams, Maria L	53	PALM	5:12.03	86 Maleike, Corinna M	57	CMS	5:56.57				
29 Countryman, Marianne	53	GAJA	5:12.18	87 Skaar, Jordan M	26	MINN	6:00.00				
30 Sheehan, Nichole	39	WLAC	5:12.20	88 Le Febre, Karen J	49	WCM	6:00.00				
31 Zemlin, Karen K	50	MINN	5:15.00	89 Pickett, Laura	45	ISMT-30	6:01.01				
32 Welting, Laureen K	52	TOC	5:16.02	90 Clary, Barbara B	55	O*H*-18	6:01.37				
33 Thureen, Stacey	35	MINN	5:16.76	91 Walsworth, Alyssa S	33	MINN	6:02.60				
34 Hamer, Caitlin E	32	PALM	5:17.41	92 Terebayza, Stacy L	45	MINN	6:08.38				
35 Grilli, Tracy L	60	NEM	5:17.44	93 Phillips, Nicki J	48	MINN	6:09.60				
36 Einsidler, Karen L	61	AGUA	5:17.90	94 Carlson, Martha J	54	ISMT-30	6:10.00				
37 Irish Bostic, Linda	54	PBM	5:20.00	95 Miller, Celeste	67	SNM	6:10.00				
38 Congdon, Heather B	39	SFTL	5:20.00	96 Kueny, Laura L	55	MINN	6:11.27				
39 Saucy, Stephanie A	54	1776	5:20.01	97 Parker, Amy P	41	ROSE	6:12.00				
40 Arnosti, Libby M	26	MINN	5:20.29	98 Cipriano, Deborah R	60	GSM	6:13.47				
41 Ciraulo, Christie	64	UCLA	5:20.59	99 Quinn, Phyllis E	62	TOC	6:14.72				
42 Young, Charley C	30	AGUA	5:20.99	100 Parratto, Amy A	57	MINN	6:16.01				
43 Sands, Liz	49	IM	5:21.00	101 Apple, Holly S	53	MM	6:16.67				
44 Dussliere, Julie F	45	JDAM	5:21.05	102 Hilal, Susan M	41	MINN	6:19.30				
45 Snook, Meredith L	36	TPIT	5:21.30	103 Summers, Jeanna	63	OREG	6:19.70				
46 Vazquez, Maria E	52	NCMS	5:22.27	104 Nelson, Sarah E	61	MINN	6:20.00				
47 Ritter, Susan M	60	CSMT	5:22.97	105 Baker, Michelyn M	53	MINN	6:20.91				
48 Hankins, Malena B	44	GAJA	5:23.29	106 Guthrie, Sally K	67	SMST	6:24.83				
49 Mathews, Erin	32	MARY	5:24.04	107 Pavek, Cara	43	MINN	6:25.50				
50 Shapiro, Margaret S	41	RMST	5:24.19	108 Phalen, Jennifer R	53	DAM	6:27.48				
51 Dore, Mary G	54	NCMS	5:25.53	109 Ogden, Pamela C	60	MINN	6:30.00				
52 Mundy, Kristin H	34	MINN	5:30.00	110 Walther, Amy L	44	WMAC	6:30.00				
53 Rittenhouse, Amy R	40	MINN	5:30.00	111 Feather, Shawn M	56	AQTX	6:30.17				
54 Shroyer, Jackie A	20	MINN	5:30.00	112 Stager, Nan H	62	DOC	6:35.73				
55 Schickore, Jutta	53	DOC	5:30.55	113 Mc Callum, Lisa M	50	MINN	6:36.46				
56 May, Julie	50	SKY	5:30.96	114 Bloomfield, Sue A	65	WMST	6:36.60				
57 Nathalie, Granger-trenel	42	ROSE	5:31.34	115 Roche, Carolyn M	66	CMS	6:40.00				
58 Peterson, Wendy	43	MINN	5:31.91	116 Mook, Maureen A	50	MINN	6:45.01				
				117 Ventura, Rosa V	70	SFTL	6:53.58				
				118 Miller, Kristina	27	AKMS	6:55.15				
				119 Mymryk, Penny	70	RMSC	6:55.41				

2017 USMS Summer Nationals - 8/2/2017 to 8/6/2017

Jean K. Freeman Aquatic Center

Meet Program - Saturday, August 5, 2017

#23 Men 50 LC Meter Butterfly

Lane	Name	Age	Club	Seed Time
Heat 1 of 23 Finals				
1	Pilette, Sterling	75	RMST	53.00
2	Carey, George L	75	UC33	43.43
3	Bergman, John	75	MINN	40.50
4	Freshley, Mike R	76	GRA	33.83
5	Gosnold, Will D	77	DKTA	43.22
6	Ashare, Edward	76	UC08	52.80
7	Martin, Ray G	80	MICH	45.16
8	Smith, Christopher	85	SCCM	1:05.00
Heat 2 of 23 Finals				
2	Noxon, Arthur M	74	FIG	55.15
3	Brzezinski, Jay	70	PALM	36.50
4	Straka, Peter	74	SCCM	35.65
5	Elder, James E	74	TOC	36.00
6	Meehan, Tom	70	WMAC	39.12
Heat 3 of 23 Finals				
1	Couch, Bob E	70	SYSM	34.00
2	Selles, Carl H	70	SPM	33.80
3	Wilder, Hugh	70	ARIZ	33.00
4	Burns, Joel J	71	SFTL	30.90
5	McPherson, Andrew M	70	DAM	32.12
6	Borowski, Steve S	70	KONA	33.77
7	Kleffman, Robin T	70	MINN	33.90
8	Abbott, William A	71	CMS	34.70
Heat 4 of 23 Finals				
1	Ravel, Rick	67	TTEX	35.00
2	Jones, Robert B	66	1776	34.20
3	Tharp, Greg J	67	WMST	32.29
4	Childs, Lee	69	PBM	31.50
5	Schmidt, George L	67	PBM	31.59
6	Dougherty, Stephen P	66	1776	34.12
7	Bernard, Alan D	68	TAM	34.47
8	Vandam, Gerald E	67	MINN	36.25
Heat 5 of 23 Finals				
1	Punyko, Bill	59	NORT	37.29
2	Mitchell, Robert E	59	LVM	35.16
3	Domaille, Bruce	55	MINN	34.00
4	Matz, Michael S	56	1776	33.58
5	Lund, Pete	55	MOVY	33.64
6	Gilman, Bill	58	MINN	34.70
7	Patterson, Daniel A	57	UC40-40	35.50
Heat 6 of 23 Finals				
1	Vollkommer, Paul W	62	MINN	39.43
2	Pogue, Thomas G	63	NORT	38.61
3	Trussell, Tony E	62	PMST	34.92
4	Collier, Scott J	63	AKMS	34.19
5	Evers, John N	63	MINN	34.82
6	Hassinger, Jaye R	61	WMAC	38.00
7	Maxson, Mark B	64	OCCM-38	39.00
8	Hanzlik, Jim D	61	MINN	40.00

Heat 7 of 23 Finals

1	Pflughoeft, John R	61	MICH	33.80
2	Modjeska, Mark E	64	ARIZ	32.62
3	Welchlin, Bob	60	MOVY	31.12
4	Kahn, Roger	62	SYSM	30.00
5	Paakh, Bruce	60	MINN	30.33
6	Lamour, Didier B	60	MINN	32.61
7	Meltz, Steve	64	NEM	33.00
8	Battistini, Rick A	63	NEM	33.99

Heat 8 of 23 Finals

1	Sauer, Jim	60	TXLA	30.00
2	Martin, Doug	64	LRM-23	29.50
3	Graham, Donald	63	PSM	28.42
4	Fields, John A	61	AWJ	27.91
5	Hedrick, Trip	63	UC30	28.08
6	Klein, Jonathan E	60	NCMS	29.40
7	Hildebrandt, David C	62	GAJA	29.99
8	Murtagh, Patrick D	60	MM	30.00

Heat 9 of 23 Finals

1	Kelson, Aaron R	57	NORT	33.51
2	Moreno, Al	59	PBM	33.15
3	Vargas, Daniel	57	ARIZ	32.06
4	Ruderman, Richard	59	IM	31.76
5	Pogue, Jim H	57	MICH	32.00
6	Naroski, Shaun	55	SCCM	32.92
7	Leier, Brian	59	SGSC	33.40
8	Kristek, Steven M	59	BUMS	33.54

Heat 10 of 23 Finals

1	Reilly, Jeff M	56	1776	31.31
2	Leigh, Jay W	59	ISMT-30	31.29
3	Anderson, Rick A	56	MINN	30.47
4	Richards, Scott J	57	WMAC	30.14
5	Hassan, Amro A	58	MEDM	30.29
6	Baird, Jeff A	58	ARIZ	30.50
7	Sherman, Bill	59	MOVY	31.31
8	Mahaffey, Don	57	COOG	31.50

Heat 11 of 23 Finals

1	LaMonica, Mike	57	PBM	29.97
2	Uebele, Keith	56	OREG	29.78
3	Stephenson, Kyle	57	MOVY	29.35
4	Sims, David E	55	IM	27.92
5	Kone, Bruce C	59	RICE	28.00
6	Aubrey, Michael	56	PBM	29.60
7	Wells, Brad R	56	MOVY	29.80
8	Emison, Thomas W	59	MINN	29.99

Heat 12 of 23 Finals

3	Goldberg, Brian	40	NYAC	31.80
4	Bayliss, Adam B	41	WMAC	39.37
5	Cabbage, Sean M	46	MICH	32.65
6	Johnson, Eric	54	NEM	39.90

Heat 13 of 23 Finals

1	Redding, Steven	50	MINN	36.73
2	Hauck, Dan J	51	MINN	36.22
3	Conrad, Terry J	54	MINN	32.30
4	Camacho, Raymond E	53	WH2O	31.50
5	Horwitz, Peter C	53	SFTL	31.50
6	Livingston, Tommy	50	MMA	35.00
7	Lulich, Ronald G	51	MINN	36.57
8	Keen, John M	54	COOG	36.90

Heat 14 of 23 Finals

1	Krieger, Dima	51	UC14	31.01
2	Clear, Kirk W	50	VMST	30.29
3	Cook, Andy	53	PALM	30.25
4	Bailey, Jeff M	50	MICH	29.58
5	Foss, Jonathan G	53	ISMT-30	30.22
6	Perillo, Luis	52	UC50	30.25
7	Doyle, Michael B	53	NTXL	30.89
8	Mc Ginley, Patrick B	54	ROSE	31.45

Heat 15 of 23 Finals

1	Young, Robert A	53	MINN	28.92
2	Tuchler, Jim	52	IM	28.50
3	Moran, Marty	50	MINN	28.00
4	Hiltabiddle, Steve	51	1776	26.50
5	Unruh, Steven L	51	NITR	26.62
6	Bennett, Dennis	51	IAMA	28.12
7	Christensen, Kurt A	51	MICH	28.78
8	Olson, Timothy D	50	ISMT-30	29.27

Heat 16 of 23 Finals

1	Kasemsarn, Richard	47	IM	30.10
2	Kroupa, Andy S	48	YCFM	29.55
3	Wuchte, Mathew S	47	MICH	28.89
4	Doane, Michael P	47	UMAC	27.91
5	Van Thielen, Mike	46	YCFM	27.96
6	Doherty, Todd S	46	PSM	29.23
7	Robling, Steve W	47	NCMS	29.99
8	Wiewel, Matt	49	MOVY	32.50

Heat 17 of 23 Finals

1	Graham, David C	43	NEM	31.01
2	Glass, Mark W	43	NTXL	28.75
3	Karren, Kelly S	44	CVMM	28.14
4	Jacobson, Brian L	44	MINN	25.93
5	Williams, Ryan D	44	SFTL	26.70
6	Mastracchio, Dominic R	43	RICE	28.59
7	Grovender, Eric A	44	MINN	29.90
8	Colteu, Claudiu	44	FFC-21	31.24

Heat 18 of 23 Finals

1	McCorkle, Doug	39	UC40-40	32.00
2	Roub, Adam J	35	MINN	30.54
3	David, Emmanuel	37	CMS	30.01
4	Bass, Ilan	35	AGUA	30.03
5	Bindert, Chris	38	MINN	30.67
6	Stanaway, Patrick	31	MINN	32.00
7	Ganiyev, Doston	30	CMS	30.40
8	Nelson, Justin J	31	MINN	33.50

Heat 19 of 23 Finals

1	Weber, Matthew J	38	DAS	29.73
2	Arnold, James P	37	MINN	28.57
3	Dallamura, Scott J	39	NCMS	26.78
4	Lotano, Daniel	37	PBM	26.10
5	Vestrum, Luke A	36	MINN	26.26
6	Goler, Jonathan A	37	SFTL	28.04
7	Bouchard, Trevor	35	SCCM	29.03
8	Batchelder, John R	36	CMS	29.95

2017 USMS Summer Nationals - 8/2/2017 to 8/6/2017

Jean K. Freeman Aquatic Center
Meet Program - Saturday, August 5, 2017

Heat 20 (#23 Men 50 LC Meter Butterfly)				Heat 3 of 17 Finals				Heat 9 of 17 Finals						
1	Eckert, Jonathan	31	SYSM	29.50	1	Bisogno, Laurie R	65	MOVY	46.00	2	Navarre, Danielle M	48	MICH	41.06
2	Cuellar, Sebastian	33	SFTL	27.33	2	Gettling, Janet	69	OREG	43.18	3	Nagel, Lynne R	46	IM	38.57
3	Winter, Jonah L	32	MINN	26.59	3	Tyler, A Susan	69	SNM	39.88	4	Terebayza, Stacy L	45	MINN	38.00
4	DeBerry, Tyler	33	ARIZ	25.11	4	McCloskey, Cecilia D	67	SFTL	36.00	5	Peterson, Lisa R	45	MINN	38.49
5	Mostafa, Mostafa A	34	AHLY	25.25	5	Lewis, Kathleen	65	TPIT	38.00	6	Postma, Terri	48	GERM	40.00
6	Hauck, Jason D	30	DAMM	27.30	6	Roche, Carolyn M	66	CMS	40.00	7	Carel, Sonya	47	MINN	45.00
7	Smith, Ben	31	DKTA	27.62	7	Smith, Melinda J	65	O*H*-18	46.00	Heat 10 of 17 Finals				
8	Pedersen, Robert	33	IM	30.10	8	Maleike, Corinna M	57	CMS	38.57	1	Rosenhagen, Erika S	45	ISMT-30	36.14
Heat 21 of 23 Finals				Heat 4 of 17 Finals				2 Rietz, Heather M 49 ENSW 35.30						
1	Gorman, Jake	24	IM	38.00	1	Whitney, Jill S	60	MINN	39.77	3	Le Febre, Karen J	49	WCM	34.00
2	St. Vincent, Thomas P	23	RAC-05	30.56	2	Maltry, Cynthia L	63	ISMT-30	37.82	4	Braun, Erika L	45	NCMS	28.36
3	Baetzold, Seth J	22	UC30	29.99	3	Mann, Melinda J	61	WMAC	34.49	5	Eldridge, Beth	47	MOVY	29.99
4	Rodriguez martinez, Adrian N	24	UC38	30.68	4	Noyes, Penny P	63	SKY	33.71	6	Stewart, Ann K	47	UC50	34.29
5	Carlson, Reid R	27	MINN	29.83	5	Ciraulo, Christie	64	UCLA	33.74	7	Petyk, Jennifer R	46	PTMS	35.64
6	Wojta, Samuel J	29	MINN	29.60	6	Valdez, Elaine S	62	MOST	34.58	8	Khalil, Heidi G	46	ROSE	37.74
7	Shaheen, Luke	29	SYSM	29.82	7	Hildebrandt, Jan D	60	OREG	38.30	Heat 11 of 17 Finals				
8	Hsieh, Adam	25	NEM	32.91	8	Delorey, Laura E	55	NEM	38.38	1	Hawley, Rachel A	42	WMAC	38.27
Heat 22 of 23 Finals				Heat 5 of 17 Finals				2 Olson, Katherine L 40 PMST 35.98						
1	Ksebaty, Fares	26	MICH	28.99	1	Smart, Denise L	55	TULS	36.28	3	Viso, Jessica	41	SC	34.00
2	Aselton, John A	26	PCAT	28.61	2	Kellinger, Jenny M	55	VMST	34.54	4	Mcclafferty, Christine	44	OREG	31.64
3	Broch, William M	29	NORT	27.98	3	Scouler, Barbara A	55	MINN	34.22	5	Peterson, Julie A	42	OREG	33.96
4	Hurko, Matt	26	TOC	25.87	4	Delmage, Arlene	55	OREG	34.16	6	Yocum, Kari	40	PALM	35.50
5	Auner, Thomas J	27	DAMM	27.00	5	Vaughn, Holly A	56	T2NM	34.20	7	Hughes, Megan M	43	MINN	36.87
6	Albu, Phil	25	MINN	28.44	6	Lee, Susan	58	MINN	34.50	8	Parker, Amy P	41	ROSE	43.57
7	Seaburg, Joshua S	27	MINN	28.94	7	Brightwell, Kim M	57	RMST	35.98	Heat 12 of 17 Finals				
8	Docken, Steffen S	29	DAM	29.13	8	Thomas, Ann B	57	SFTL	38.00	1	Walsworth, Alyssa S	33	MINN	40.00
Heat 23 of 23 Finals				Heat 6 of 17 Finals				2 Young, Charley C 30 AGUA 35.70						
1	Kelly, Matthew W	21	BOZE	29.30	1	Darland, Diane	52	DKTA	53.88	3	O'Connell, Megan	32	WMAC	35.00
2	Marquet, Bryan D	24	PALM	28.76	2	Mook, Maureen A	50	MINN	40.37	4	Rock, Stephanie L	30	PBM	34.89
3	Dadashev, Dennis C	22	UC30	28.17	3	Mc Callum, Lisa M	50	MINN	39.32	5	Maltry, Amanda C	34	ISMT-30	35.69
4	Brower, Andrew D	23	DKTA	26.50	4	Stutsman, Rachel	51	INDY	39.00	6	Bonfitto, Jordan	31	ISWM	38.79
5	Stinar, Matt C	24	UC52	28.17	5	Emison, Pam H	52	MINN	39.00	7	Kline, Anna R	37	MINN	36.03
6	Danchak, Alexander M	20	GMUP	28.46	6	Baker, Michelyn M	53	MINN	40.00	8	Nymeyer, Elizabeth A	35	MINN	36.67
7	McPherson, Matt F	22	ENSW	29.00	7	Apple, Holly S	53	MM	40.56	Heat 13 of 17 Finals				
8	Duncan, Michael W	24	UC30	29.92	8	Silver, Allyn M	53	MINN	57.10	1	Nolden, Shelley M	38	WMAC	35.00
#24 Women 50 LC Meter Butterfly				Heat 7 of 17 Finals				2 Thureen, Stacey 35 MINN 33.77						
Lane	Name	Age	Club	Seed Time	1	Dore, Mary G	54	NCMS	37.47	3	Melsen, Krisie M	37	MINN	32.28
Heat 1 of 17 Finals				2	Casey, Joan M	52	MINN	37.40	4	Watanabe, Naoko	35	TOC	30.25	
1	Ward, Joy	75	OREG	52.00	3	Kunovac, Jelena A	53	LVM	36.37	5	Moro, Erin C	39	PALM	30.65
2	Case, Mary Ann	78	ARIZ	48.88	4	Schickore, Jutta	53	DOC	35.56	6	Congdon, Heather B	39	SFTL	32.60
3	Varty, Eulah M	83	MANI	1:15.65	5	Moore, Sally	50	WMAC	36.00	7	Schneider, Erin E	38	WMAC	34.50
4	Parratto, Amy A	57	MINN	42.12	6	Johnson, Mindy	54	RMST	37.00	8	Seidler, Mindy E	38	WMAC	35.25
5	Baldwin, Tricia A	27	SKY	1:01.68	7	Rogers, Julie E	50	MICH	37.44	Heat 14 of 17 Finals				
6	Musk, Gail G	60	SFTL	1:03.37	8	Huettner, Heather L	52	MOVY	38.19	1	Peterson, Megan K	34	PMST	34.02
7	Ringsven, Renata M	72	WMAC	1:20.00	Heat 8 of 17 Finals				2	Geskos, Evangeline A	34	AGUA	32.87	
Heat 2 of 17 Finals				1	Herrington, Jamie S	52	SFTL	35.12	3	Coombe, Katy A	34	MINN	30.67	
2	Kranpitz, Nancy	72	WMAC	50.03	2	Osborne, Katie	54	SCCM	33.90	4	DeRegnier, Katie	30	MINN	29.60
3	Brown, Dana B	70	PALM	44.48	3	McPherson, Chris A	50	ENSW	32.58	5	Sitarz, Rachel A	33	ISWM	29.62
4	Uustal, Diann	71	NEM	36.56	4	Willeboordse, H C Fall	51	BCTM	31.85	6	Dahlager, Kelsey L	31	MINN	32.31
5	McDaniel, Georgia	71	IM	43.20	5	Welting, Laureen K	52	TOC	31.97	7	Lapinskas, Christina	32	ISWM	33.32
6	Mymryk, Penny	70	RMSC	45.48	6	Tracy, Robin C	53	DKTA	33.50	8	Maltry, Kathryn	31	ISMT-30	34.56
7	Payne, Brenda	70	UC15	52.75	7	Wilson, Jamie W	51	PALM	33.93	Heat 15 of 17 Finals				
				8	Stolar, Carrie E	50	MINN	35.25	2	Howell, Polley A	25	NORT	40.00	
								3	Woodford, Molly	27	WMAC	35.50		
								4	Courbron, Yanghee	29	NEM	34.00		
								5	Harbison, Meredith E	25	JSC-15	34.00		
								6	Huchendorf, Marisa	29	MINN	38.00		

2017 USMS Summer Nationals - 8/2/2017 to 8/6/2017

Jean K. Freeman Aquatic Center

Meet Program - Saturday, August 5, 2017

Heat 16 (#24 Women 50 LC Meter Butterfly)

1	Taylor, Tori	25 ISWM	32.57
2	Fieni, Sadie	27 PALM	31.67
3	Mauel, Lauren	27 WMAC	31.00
4	Prestinario, Amy N	27 WLAC	28.69
5	Stenroos, Jacqueline C	25 MINN	30.67
6	McDaniel, Michelle	28 MINN	31.40
7	Nelson, Melissa M	27 MINN	31.78
8	Louw, Shanda	29 UC30	33.00

Heat 17 of 17 Finals

3	Shroyer, Jackie A	20 MINN	40.00
4	Barsun, Adelheid	21 UC42	32.05
5	Quinlan, Molly	21 MINN	33.25

#25 Men 100 LC Meter Breaststroke

Sponsor: Ralph Bovard in honor of Marty Knight

Lane Name Age Club Seed Time

Heat 1 of 19 Finals

1	May, George	80 WMAC	2:01.83
2	Martin, Ray G	80 MICH	1:51.88
3	Costill, David	81 INDY	1:42.00
4	Kansas, Bill	81 MINN	2:00.00
5	Bigger, Leland J	76 MINN	2:08.33
6	Joyner, Jay A	68 MINN	2:15.00
7	Stupfel, Norman E	85 SRM	2:39.00
8	Bynoe, Ralph A	48 SFTL	2:45.77

Heat 2 of 19 Finals

1	Wakelin, Fred W	75 T2NM	1:50.00
2	Burgess, Thom	75 CMS	1:47.00
3	Freshley, Mike R	76 GRA	1:27.74
4	Loewe, Raymond D	75 UC08	1:35.09
5	Chadsey, William L	75 RMST	1:47.83
6	Arlander, David C	76 MINN	1:52.15
7	Baumann, Martin	65 FAST	1:40.00
8	Pot, Eugene T	67 BUMS	1:44.20

Heat 3 of 19 Finals

1	Pease, Richard L	70 WMAC	1:45.00
2	Wendt, George F	70 IM	1:40.00
3	Pelissier, Jim L	73 MINN	1:37.00
4	Peterson, Steven B	71 PSM	1:29.90
5	Kleffman, Robin T	70 MINN	1:36.10
6	Gemmill, Dave G	70 PSCM	1:40.00
7	Fuenmayor, Jose	73 NASH	1:42.96
8	Parsons, Roger L	70 PBM	1:46.50

Heat 4 of 19 Finals

1	Rollins, Bruce W	68 GRA	1:35.02
2	Dougherty, Stephen P	66 1776	1:27.28
3	MacDonald, Lee H	65 CMS	1:25.00
4	Colella, Rick	66 PSM	1:15.94
5	Stark, Allen L	68 OREG	1:20.99
6	Dahlberg, Peder	68 IM	1:25.51
7	Anderson, Marc S	68 MINN	1:30.25
8	Bovard, Ralph S	65 MINN	1:38.07

Heat 5 of 19 Finals

1	Gerlich, Peter	63 UC21	2:12.02
2	Aumiller, Joe	60 MICH	1:34.28
3	Phillips, Mike	61 MICH	1:32.68
4	Withoff, David	60 AKMS	1:30.50
5	Trussell, Tony E	62 PMST	1:31.87
6	Finn, Peter R	63 DOC	1:32.84
7	Hullsiek, Ted R	61 MINN	1:35.00
8	Rodriguez martinez, Adrian N	24 UC38	1:53.92

Heat 6 of 19 Finals

1	Kopp, Lindsey R	60 MINN	1:30.00
2	Hoganson, Robert B	60 WMAC	1:27.50
3	Battistini, Rick A	63 NEM	1:27.08
4	Anderson, Jay	61 MINN	1:25.67
5	Evers, John N	63 MINN	1:26.77
6	Anderson, Robert L	62 PCCM	1:27.23
7	Woodruff, David L	61 DAM	1:28.11
8	Pinto, Harlan A	60 MELO	1:30.35

Heat 7 of 19 Finals

1	Haberek, Cork	60 SKY	1:23.81
2	Seybold, Harvey G	63 IM	1:19.94
3	Parker, Randy J	63 MICH	1:17.21
4	Rider, Lee A	61 RHMS	1:16.00
5	Neville, Richard	61 FAST	1:16.74
6	Hamm, Michael L	60 KM	1:17.36
7	Slowey, Michael J	60 PALM	1:20.21
8	Louie, Jamie	60 CMS	1:24.75

Heat 8 of 19 Finals

1	McGraw, Thomas E	57 DKTA	1:45.35
2	Licari, Robert	58 NORT	1:29.69
3	Huebener, Wayne S	55 LAMA	1:28.14
4	Fleming, Patrick R	56 MINN	1:27.00
5	Davis, William	59 NEM	1:27.01
6	Hektner, Eric W	59 TVM	1:29.16
7	Myers, Ross	58 DAMM	1:32.29

Heat 9 of 19 Finals

1	Baird, Jeff A	58 ARIZ	1:22.00
2	Blommel, Gregory G	57 WMAC	1:21.20
3	Moreno, Al	59 PBM	1:20.30
4	Vargas, Daniel	57 ARIZ	1:17.94
5	Holland, David A	59 WMAC	1:18.00
6	Howell, Richard K	58 OREG	1:21.00
7	Richey, Steven C	57 MOST	1:21.53
8	Holmberg, Tom	59 IM	1:23.24

Heat 10 of 19 Finals

1	Aubrey, Michael	56 PBM	1:17.27
2	Ritchie, Andy	59 SCCM	1:16.55
3	McAdam, Robert P	55 GS	1:16.02
4	Guthrie, David M	57 RICE	1:07.97
5	Scott, Greg C	58 CMS	1:13.99
6	Kochendorfer, James L	57 MINN	1:16.37
7	Doyle, Benn W	59 GSM	1:17.00
8	Anderson, Bruce A	56 UC38	1:17.66

Heat 11 of 19 Finals

2	Brudnak, Mark	51 WMAC	1:26.91
3	Mc Ginley, Patrick B	54 ROSE	1:26.18
4	Thompson, Anthony G	53 MOVY	1:20.99
5	Perillo, Luis	52 UC50	1:21.83
6	Hetzl, William D	53 REDT	1:26.50
7	Vogel, Brian	51 WLOO-43	1:29.69

Heat 12 of 19 Finals

1	Stenroos, John	54 MINN	1:17.34
2	Ewing, Michael	51 MINN	1:15.92
3	Harris, Gregory	54 VMST	1:14.71
4	Tuchler, Jim	52 IM	1:12.00
5	Fiser, Graeme A	51 SFTL	1:12.77
6	Livingston, Terry	50 YCFM	1:14.81
7	Esko, Kevin L	51 PSM	1:17.26
8	Brandt, Mark W	51 IM	1:19.17

Heat 13 of 19 Finals

1	Ames, Eddie	48 PBM	1:32.14
2	Soltis, Mike	49 MINN	1:24.30
3	Guillen, Newton G	45 MINN	1:28.50
4	Klemm, Josh	19 MINN	1:26.01
5	Vogt, Logan	20 MINN	1:30.49
6	Kale, Nachiket R	33 MYWM-30	1:31.30
7	Duguay, Robert E	32 CONN	1:39.91
8	Opheim, Robert J	39 MINN	1:33.05

Heat 14 of 19 Finals

1	Grimm, Kurt	46 MOVY	1:20.29
2	Doane, Michael P	47 UMAC	1:15.30
3	Kennedy, Patrick H	45 TFAM-26	1:13.81
4	Van Thielen, Mike	46 YCFM	1:08.39
5	Dunson, David B	45 NCMS	1:13.57
6	Doherty, Todd S	46 PSM	1:14.88
7	Soltis, Brian	49 MINN	1:19.28
8	Cabbage, Sean M	46 MICH	1:21.68

Heat 15 of 19 Finals

1	Bayliss, Adam B	41 WMAC	1:42.10
2	Wu, Bobby	44 WMAC	1:27.73
3	Graham, David C	43 NEM	1:22.01
4	Jacobson, Brian L	44 MINN	1:07.58
5	Palace, Mark	44 SYSM	1:20.72
6	Muir, Scott	44 DAM	1:22.57
7	Cox, Raymond F	42 SFTL	1:33.00

Heat 16 of 19 Finals

1	Kovaacs, Gary W	37 O2	1:26.26
2	Malik, Michael J	36 PALM	1:20.08
3	Bouchard, Trevor	35 SCCM	1:18.73
4	David, Emmanuel	37 CMS	1:11.92
5	Corcho, Rodrigo A	38 WH2O	1:14.89
6	Roub, Adam J	35 MINN	1:19.10
7	Bergford, Brian	35 CMS	1:25.25
8	Houts, Thomas A	35 MOVY	1:30.23

2017 USMS Summer Nationals - 8/2/2017 to 8/6/2017

Jean K. Freeman Aquatic Center
Meet Program - Saturday, August 5, 2017**Heat 17 (#25 Men 100 LC Meter Breaststroke)**

1	Rosier, Nicholas	33 NAST	1:16.38
2	Markota, Matej	33 UC30	1:10.00
3	Prokop, Luke A	33 MINN	1:09.00
4	Yagi, Keisuke	31 DKTA	1:06.56
5	Schneider, Jeffrey	33 DKTA	1:08.00
6	Girard, Matt	31 UC30	1:10.00
7	Wenzel, Serge	32 SFTL	1:13.26
8	Ganiyev, Doston	30 CMS	1:18.43

Heat 18 of 19 Finals

1	Divilbiss, Zachary	29 MMTT	1:20.91
2	Leung, Brian P	28 SCAQ	1:16.46
3	Asleson, Kris C	29 OREG	1:15.00
4	Ksehati, Fares	26 MICH	1:11.99
5	Forslund, Cory	28 MINN	1:13.90
6	Jackwin, Eric L	28 SFTL	1:15.76
7	Carlson, Reid R	27 MINN	1:17.00
8	Hsieh, Adam	25 NEM	1:24.51

Heat 19 of 19 Finals

1	Muni, Nicholas	21 UC17	1:20.88
2	Hora, Nicholas	24 WMAC	1:16.50
3	Frederick, Aaron D	24 ARMS	1:13.18
4	Brower, Andrew D	23 DKTA	1:04.08
5	Breheim, Greg	19 MINN	1:11.93
6	Baetzold, Seth J	22 UC30	1:16.14
7	Kelly, Matthew W	21 BOZE	1:16.55
8	Escareno, Jesus M	24 BCTM	1:22.56

#26 Women 100 LC Meter Breaststroke

Lane	Name	Age Club	Seed Time
------	------	----------	-----------

Heat 1 of 18 Finals

1	Goulder, Alison	66 NEM	2:50.00
2	Jaffe, Kristin N	79 TAM	2:10.00
3	Jebe, Margit H	79 T2NM	2:05.21
4	Reinke, Carol J	81 WMAC	2:30.00
5	Hastings, Patricia B	82 MM	3:05.00
6	Phillips, Susan I	57 MICH	3:03.00
7	Silverwater, Beth	55 UC30	3:30.00

Heat 2 of 18 Finals

1	Detjen, Carol J	72 MRAY-17	2:25.74
2	Webb, Linda	72 SFTL	2:15.77
3	Waggoner, Gloria	70 KM	1:56.60
4	Brown, Dana B	70 PALM	1:48.00
5	McDaniel, Georgia	71 IM	1:55.92
6	Christenson, Candy J	70 WMAC	2:01.70
7	Smith, Diane G	72 CVMM	2:16.00
8	Lillehei, Pat J	73 MINN	2:27.69

Heat 3 of 18 Finals

1	Woods, Tina N	60 1776	2:08.22
2	Smath, Meg	61 SKY	1:59.35
3	Pederson, Ann A	62 DKTA	1:53.00
4	Swedler, Susan M	64 IM	1:56.56
5	Myer, Cynthia J	64 O2	2:03.13
6	Martin, Michelle E	68 SFTL	2:26.67
7	Dummer, Gail M	67 MICH	2:21.65
8	Happel, Diane M	53 IAMA	2:07.88

Heat 4 of 18 Finals

1	Hoover, Mary C	68 MINN	2:07.19
2	Bloomfield, Sue A	65 WMST	1:57.80
3	Merena, Elizabeth J	65 BCTM	1:55.52
4	Cutter, Elizabeth V	65 MINN	1:55.00
5	Smith, Melinda J	65 O*H*-18	1:55.00
6	Bisogno, Laurie R	65 MOVY	1:56.00
7	Conway, Mary F	67 MINN	2:05.00
8	Schneider, Mary P	65 WMAC	2:14.56

Heat 5 of 18 Finals

1	Cambra-Brungard, Jeanne	65 LOM	1:49.66
2	Boslego, Barbara E	66 VMST	1:47.41
3	Bierwert, Karen	65 NEM	1:42.15
4	Lewis, Kathleen	65 TPIT	1:37.63
5	Shaffer, Cynthia E	67 CMS	1:39.76
6	Gettling, Janet	69 OREG	1:43.68
7	Fitzpatrick, Maureen	66 PBM	1:48.26
8	Lindsey, Connie	65 MOST	1:54.00

Heat 6 of 18 Finals

1	Moak, Mary N	61 PBM	1:45.78
2	Del Greco, Jane B	61 IM	1:42.10
3	Whitney, Jill S	60 MINN	1:39.94
4	Mann, Melinda J	61 WMAC	1:31.04
5	Gettelfinger, Cheryl M	60 INDY	1:39.55
6	Penney, Debra S	60 UTAH	1:40.33
7	Wiley, Heather C	60 OREG	1:45.72
8	Craffey, Joan P	64 BCTM	1:46.00

Heat 7 of 18 Finals

2	Henley, Cynthia P	59 SFTL	1:46.47
3	Clair, Kathleen S	59 1776	1:45.00
4	Kelly, Darcy L	56 WMAC	1:42.14
5	Petersen, Stephanie O	55 SLAM	1:43.00
6	Sapirstein, Sheila	57 MANI	1:46.00
7	Seliga-Punyko, Judy M	59 NORT	1:46.47

Heat 8 of 18 Finals

1	George, Constance	57 TTEX	1:40.00
2	Lee, Susan	58 MINN	1:37.50
3	Laskey, Marjorie D	56 ISMT-30	1:35.37
4	Vaughn, Holly A	56 T2NM	1:30.50
5	Crouch, Kim	56 CMS	1:30.97
6	Froehlich, Kathryn	55 IM	1:36.98
7	Britton, Becky A	56 MINN	1:38.00
8	Eakle, Julie O	57 MOST	1:41.14

Heat 9 of 18 Finals

2	Pickett, Laura	45 ISMT-30	1:45.97
3	Peterson, Lisa R	45 MINN	1:39.04
4	Salamzadeh, Julie C	48 MINN	1:38.05
5	Sommerlad Bednar, Ellen J	46 MINN	1:38.92
6	Rees, Karla E	45 MVM	1:41.00

Heat 10 of 18 Finals

1	Rogers, Julie E	50 MICH	1:43.21
2	Phalen, Jennifer R	53 DAM	1:37.27
3	Pawluk, Roxie	52 IM	1:35.84
4	Biegler-Ciaccio, Leslie	50 IM	1:33.33
5	May, Julie	50 SKY	1:34.32
6	Vazquez, Maria E	52 NCMS	1:36.30
7	Casey, Joan M	52 MINN	1:38.41

Heat 11 of 18 Finals

1	Nygaard, Sue M	54 MINN	1:32.84
2	Wilson, Jamie W	51 PALM	1:30.36
3	Tracy, Robin C	53 DKTA	1:25.69
4	Buck, Corrin C	53 MICH	1:22.23
5	Simmons, Cheryl A	50 ROSE	1:25.51
6	Weiderman, Jennifer	51 CVMM	1:27.93
7	Groves, Lisa J	52 RMST	1:32.40
8	Ladd, Laura M	50 ENSW	1:33.13

Heat 12 of 18 Finals

1	Clark, Inge	47 IM	1:36.57
2	Postma, Terri	48 GERM	1:36.00
3	Weiland, Carole	46 MINN	1:30.25
4	Dunn, Sara	45 NCMS	1:18.38
5	Visser, Linda	47 COOG	1:25.50
6	Rosenhagen, Erika S	45 ISMT-30	1:33.46
7	Khalil, Heidi G	46 ROSE	1:36.01
8	Barry, Amy	46 MINN	1:37.00

Heat 13 of 18 Finals

1	Rosenblat, Daniela	42 SFTL	1:45.79
2	Jurisch, Theresa M	43 MINN	1:36.94
3	Bruce, Stacey L	43 PALM	1:24.22
4	Glenn, Katie	41 OPA-32	1:13.57
5	Keiber, Casey M	40 SYM	1:16.50
6	Mcclafferty, Christine	44 OREG	1:30.35
7	Darling, Karen M	42 IM	1:38.29

Heat 14 of 18 Finals

2	Rosen, Anna	30 SFTL	1:46.83
3	Gaulke, Ashleigh R	31 TFAM-26	1:38.32
4	Jeske, Ingrid L	34 ISMT-30	1:42.36
5	Cook, Emily L	31 MESC	1:50.00
6	Chaves-Fonnegra, Andia	38 SFTL	1:40.88

Heat 15 of 18 Finals

1	Kays, Amelia B	38 ALEX	1:34.20
2	Glasgow, Ginny Ann	38 L4S	1:31.25
3	Snook, Meredith L	36 TPIT	1:23.26
4	Hitchcock, Christina	35 SFTL	1:20.63
5	Melsen, Krisie M	37 MINN	1:22.53
6	McCabe, Erin	38 ROSE	1:30.00
7	Barbosa, Tatiana B	38 SFTL	1:32.10
8	Seidler, Mindy E	38 WMAC	1:36.33

Heat 16 of 18 Finals

1	Pederson, Erin	32 DKTA	1:37.00
2	Gregory, Ashley M	32 MINN	1:30.00
3	Keen, Lindsay	30 JSC-15	1:24.46
4	Houston, Katy	30 TOC	1:16.83
5	Geskos, Evangeline A	34 AGUA	1:22.14
6	Togias, Anna	32 NOVA-33	1:29.35
7	Flessert, Amy M	33 NORT	1:35.55
8	Stone, Katherine	33 JSC-15	1:37.79

Heat 17 of 18 Finals

1	Harbison, Meredith E	25 JSC-15	1:32.00
2	Garringer, Ashley	25 MICH	1:28.74
3	Singleton, Amanda L	28 SFTL	1:25.75
4	Sharpe, Anna	25 KM	1:19.44
5	Schauwecker, Jessica L	28 FAST	1:25.00
6	Marks, Jamie L	29 SFTL	1:27.18
7	Boling, Maggie J	25 MINN	1:30.00

2017 USMS Summer Nationals - 8/2/2017 to 8/6/2017

Jean K. Freeman Aquatic Center

Meet Program - Saturday, August 5, 2017

Heat 18 (#26 Women 100 LC Meter Breaststroke)

2	Lec, Maevce	21 ISWM	1:45.76
3	Tripps, Gabrielle	21 MINN	1:30.68
4	Barsun, Adelheid	21 UC42	1:21.97
5	Nelson, Kirsten B	19 MINN	1:26.36
6	Newkirk, Faith I	21 AGUA	1:36.48

#27 Men 50 LC Meter Freestyle

Sponsor: Ralph Bovard on behalf of Scott Tripps &

Lane Name Genesis Aquatics Age Club Seed Time

Heat 1 of 33 Finals

1	Akbar, Clyde	69 SFTL	1:04.06
2	Farrar, Frank L	88 PMST	1:35.57
3	Mullins, Stephen M	85 IM	49.00
4	Stupfel, Norman E	85 SRM	46.30
5	Ellis, Richard	85 NYAC	59.00
6	Lamb, Willard J	95 OREG	46.04
7	Brown, Donald R	90 NORT	1:07.93

Heat 2 of 33 Finals

2	Olson, John R	82 WMAC	54.87
3	May, George	80 WMAC	47.00
4	Oyakawa, Yoshi	84 O*H*-18	37.00
5	Magee, Pete	80 MINN	39.38
6	Schloss, Steve	81 METR	50.36
7	Pilette, Sterling	75 RMST	45.00

Heat 3 of 33 Finals

1	Moye, Paul K	79 ARIZ	38.96
2	Burgess, Thom	75 CMS	36.00
3	Van Horn, William G	79 TOC	34.09
4	Freshley, Mike R	76 GRA	30.30
5	Gosnold, Will D	77 DKTA	32.46
6	Trauber, Ami A	78 SFTL	35.00
7	Fisher, Alex	78 PBM	38.00
8	Avery, John H	75 MM	40.72

Heat 4 of 33 Finals

2	Anderson, John H	67 IM	43.00
3	Warner, Frank	68 PSM	33.78
4	Kornblatt, Daniel S	68 BUMS	33.75
5	Stewart, Charles C	66 NORT	38.60
6	Lopez, Francisco	69 WMAC	57.00
7	Santi, Peter A	70 MINN	38.43
8	Snowwhite, Larry S	71 RMST	51.00

Heat 5 of 33 Finals

1	Walters, Dan M	72 ROCH	36.00
2	Meade, Tom J	70 BUMS	34.40
3	Hardy, Rog	71 RICE	33.00
4	Elder, James E	74 TOC	32.00
5	Hollub, Greg M	70 WMAC	32.36
6	Abbott, William A	71 CMS	33.20
7	Peterson, Steven B	71 PSM	34.40
8	Siles, Fernando M	70 UC26	36.10

Heat 6 of 33 Finals

1	Borowski, Steve S	70 KONA	31.77
2	Mechan, Tom	70 WMAC	31.21
3	Burns, Joel J	71 SFTL	30.90
4	McPherson, Andrew M	70 DAM	29.48
5	Wilder, Hugh	70 ARIZ	30.00
6	Selles, Carl H	70 SPM	31.00
7	Brzezinski, Jay	70 PALM	31.50
8	Straka, Peter	74 SCCM	31.80

Heat 7 of 33 Finals

1	Bovard, Ralph S	65 MINN	33.24
2	Mench, Lee E	65 SDSM	32.25
3	Pot, Eugene T	67 BUMS	32.06
4	Rollins, Bruce W	68 GRA	31.02
5	Hammerstrom, John G	69 GOLD	31.40
6	Brown, Perry	65 NORT	32.25
7	Levine, Steven M	65 GSM	32.81
8	Bachman, John W	68 MINN	33.30

Heat 8 of 33 Finals

1	Bernard, Alan D	68 TAM	30.45
2	Anderson, Marc S	68 MINN	29.69
3	Stager, Joel M	65 DOC	29.26
4	Hawkins, Carl W	65 TYSM-14	29.00
5	Childs, Lee	69 PBM	29.00
6	Thornton, James S	65 1776	29.50
7	Olson, Chuck A	67 MICH	30.00
8	Ravel, Rick	67 TTEX	30.91

Heat 9 of 33 Finals

1	Zinter, Gary L	64 MINN	38.00
2	Vollkommer, Paul W	62 MINN	35.60
3	Hassinger, Jaye R	61 WMAC	33.00
4	Lukens, Jeffrey	64 MINN	32.00
5	Modjeska, Mark E	64 ARIZ	32.62
6	Pogue, Thomas G	63 NORT	33.39
7	Withoff, David	60 AKMS	36.50
8	Tulin, Michael	63 ROSE	41.53

Heat 10 of 33 Finals

1	Phillips, Mike	61 MICH	31.55
2	Trussell, Tony E	62 PMST	30.81
3	Crist, Bruce C	61 SAWS	30.58
4	Hoganson, Robert B	60 WMAC	30.50
5	Meltz, Steve	64 NEM	30.50
6	Pflughoeft, John R	61 MICH	30.80
7	Bargar, Scott D	61 CSMT	30.98
8	Morrison, Jeffrey W	62 CMS	31.97

Heat 11 of 33 Finals

1	Lamour, Didier B	60 MINN	29.82
2	Black, Boyd E	61 IM	29.58
3	Hildebrandt, David C	62 GAJA	28.79
4	Kahn, Roger	62 SYSM	28.00
5	Welchlin, Bob	60 MOVY	28.23
6	Scanlan, Kevin	62 IM	28.92
7	Strother, Patrick J	64 MINN	29.61
8	DuBose, Edwin A	62 MINN	30.30

Heat 12 of 33 Finals

1	Paakh, Bruce	60 MINN	27.60
2	Graham, Donald	63 PSM	27.45
3	Ritter, James H	61 CSMT	26.81
4	Fields, John A	61 AWJ	26.41
5	Martin, Doug	64 LRM-23	26.60
6	Hedrick, Trip	63 UC30	27.20
7	Neville, Richard	61 FAST	27.59
8	Murtagh, Patrick D	60 MM	27.90

Heat 13 of 33 Finals

2	Burstall, Steve	51 MICH	34.37
3	Livingston, Tommy	50 MMA	32.00
4	McAllister, Mark E	54 OREG	32.07
5	Swenson, Mark O	59 MINN	43.44
6	Wendorff, James M	57 MINN	35.00
7	Burgess, Randal D	59 GWST-30	35.41

Heat 14 of 33 Finals

1	Punyko, Bill	59 NORT	32.80
2	Matz, Michael S	56 1776	32.19
3	Kelson, Aaron R	57 NORT	30.82
4	Lund, Pete	55 MOVY	30.38
5	Moore, Lin	57 CTMS	30.73
6	Dieser, Mark	58 UC30	31.50
7	Keating, Raymond G	58 VMST	32.75
8	McGraw, Thomas E	57 DKTA	34.49

Heat 15 of 33 Finals

1	Moreno, Al	59 PBM	30.10
2	Baird, Jeff A	58 ARIZ	30.00
3	Anderson, Rick A	56 MINN	29.90
4	Dennis, Justin M	55 SLAM	29.43
5	Naroski, Shaun	55 SCCM	29.87
6	Davis, William	59 NEM	29.94
7	Holland, David A	59 WMAC	30.00
8	Leier, Brian	59 SGSC	30.23

Heat 16 of 33 Finals

1	Domaille, Bruce	55 MINN	29.00
2	Caudrillier, Francois J	55 PBM	28.91
3	Ruderman, Richard	59 IM	28.80
4	Leigh, Jay W	59 ISMT-30	28.58
5	Mahaffey, Don	57 COOG	28.59
6	Doyle, Benn W	59 GSM	28.80
7	Swanberg, Mike	56 DKTA	29.00
8	Richey, Steven C	57 MOST	29.17

Heat 17 of 33 Finals

1	Tsuzuki, Ed M	59 SCYM-07	28.50
2	Blommel, Gregory G	57 WMAC	28.50
3	Myers, Ross	58 DAMM	28.11
4	Valley, Eric	56 MOVY	27.92
5	Emison, Thomas W	59 MINN	27.99
6	Kochendorfer, James L	57 MINN	28.37
7	Reyes, Gary D	57 UC26	28.50
8	Gunzl, Arthur	55 CONN	28.57

Heat 18 of 33 Finals

1	Hassan, Amro A	58 MEDM	27.74
2	Kone, Bruce C	59 RICE	27.00
3	Sherman, Bill	59 MOVY	26.80
4	Sims, David E	55 IM	25.97
5	Kollross, Jerry M	55 MINN	26.50
6	Stephenson, Kyle	57 MOVY	26.91
7	Scott, Greg C	58 CMS	27.38
8	Guthrie, David M	57 RICE	27.80

2017 USMS Summer Nationals - 8/2/2017 to 8/6/2017

Jean K. Freeman Aquatic Center
Meet Program - Saturday, August 5, 2017

Heat 19 (#27 Men 50 LC Meter Freestyle)			Heat 25 of 33 Finals			Heat 31 of 33 Finals						
1	Camacho, Raymond E	53 WH2O	30.30	1	Grovender, Eric A	44 MINN	27.52	1	Ksebaty, Fares	26 MICH	26.49	
2	Foss, Jonathan G	53 ISMT-30	29.87	2	Karren, Kelly S	44 CVMM	26.15	2	Seaburg, Joshua S	27 MINN	26.43	
3	Raming, Rich	53 MINN	29.69	3	Tiozzo, Eduard	44 SFTL	25.92	3	Murphy, Conor S	27 UC22-22	25.99	
4	Boston, Adam	50 MINN	29.60	4	Jacobson, Brian L	44 MINN	23.31	4	Hurko, Matt	26 TOC	24.37	
5	Hauck, Dan J	51 MINN	29.66	5	Williams, Ryan D	44 SFTL	24.68	5	Albu, Phil	25 MINN	25.23	
6	Ewing, Michael	51 MINN	29.84	6	Mastracchio, Dominic R	43 RICE	25.98	6	Porrazzo, Ralph J	25 ROSE	26.01	
7	Johnson, Eric	54 NEM	30.21	7	Glass, Mark W	43 NTXL	26.96	7	Broch, William M	29 NORT	26.46	
8	Gallagher, Tim J	52 MINN	31.00	8	Baldwin, Craig M	43 RMST	27.58	8	Hubbard, Max A	26 UC30	26.55	
Heat 20 of 33 Finals			Heat 26 of 33 Finals			Heat 32 of 33 Finals						
1	Stenroos, John	54 MINN	28.76	1	Busch, Jeremy	39 MINN	33.00	1	St. Vincent, Thomas P	23 RAC-05	28.34	
2	Olson, Timothy D	50 ISMT-30	28.45	2	Waterson, Kevin	38 DAM	30.33	2	Bulington, Carter	24 ISWM	27.99	
3	Krieger, Dima	51 UC14	27.85	3	Roub, Adam J	35 MINN	29.12	3	Ekstrom, Jonathan A	24 UC30	27.00	
4	Horwitz, Peter C	53 SFTL	27.50	4	Gohman, Chad A	38 PMST	29.66	4	McPherson, Matt F	22 ENSW	27.00	
5	McPherson, John	50 ENSW	27.80	5	Houts, Thomas A	35 MOVY	32.49	5	Dadashev, Dennis C	22 UC30	27.00	
6	Clear, Kirk W	50 VMST	27.95	6	Escareno, Jesus M	24 BCTM	29.03	6	Marquet, Bryan D	24 PALM	27.14	
7	Young, Robert A	53 MINN	28.51	7	Hitchcock, Wesley R	33 SFTL	49.50	7	Purrington, Nicholas	24 UC45	28.00	
8	Schmitz, William	51 MINN	29.13	Heat 27 of 33 Finals			8	Laws, Gus	21 WCM	28.54		
Heat 21 of 33 Finals			1	Goler, Jonathan A	37 SFTL	26.26	Heat 33 of 33 Finals					
1	Nygren, Mats O	51 PSM	27.00	2	Arnold, James P	37 MINN	25.65	1	Baetzold, Seth J	22 UC30	26.63	
2	Bailey, Jeff M	50 MICH	26.71	3	Vestrum, Luke A	36 MINN	25.00	2	Klemm, Josh	19 MINN	26.34	
3	Harris, Gregory	54 VMST	26.23	4	Lotano, Daniel	37 PBM	24.57	3	Breheim, Greg	19 MINN	25.75	
4	Hiltabiddle, Steve	51 1776	25.50	5	Esbjornsson, Erik	36 MINN	24.90	4	Brower, Andrew D	23 DKTA	24.96	
5	Unruh, Steven L	51 NITR	25.55	6	Dimitrov, Matias	36 MATD-18	25.19	5	Kolb, William G	22 SKY	25.74	
6	Bennett, Dennis	51 IAMA	26.40	7	Bass, Ilan	35 AGUA	26.02	6	Petyniak, Jakub	24 CSPM	26.32	
7	Christensen, Kurt A	51 MICH	26.79	8	David, Emmanuel	37 CMS	28.01	7	Stinar, Matt C	24 UC52	26.50	
8	Reul, Andy	54 CONN	27.40	Heat 28 of 33 Finals			8	Duncan, Michael W	24 UC30	26.98		
Heat 22 of 33 Finals			1	Celis Mejia, Luis Alberto	33 MINN	34.00	#28 Women 50 LC Meter Freestyle					
1	Bayliss, Adam B	41 WMAC	31.23	2	Nelson, Justin J	31 MINN	29.47	Lane	Name	Age	Club	Seed Time
2	Palace, Mark	44 SYSM	29.23	3	Burks, Jonathan R	30 MINN	28.63	Heat 1 of 24 Finals				
3	Goldberg, Brian	40 NYAC	29.00	4	Wenzel, Serge	32 SFTL	27.00	2	Smith, Stephanie M	75 SFTL	1:35.43	
4	DeWard, Robert C	43 PSM	29.10	5	Stanaway, Patrick	31 MINN	27.99	3	Fasbender, Alice J	79 OREG	1:30.00	
5	Hughes, Dawson	40 SYSM	29.39	6	Rosier, Nicholas	33 NAST	29.12	4	Tripps, Alexis F	70 MINN	1:01.99	
6	Kurus, Doobie	45 MINN	37.00	7	Kale, Nachiket R	33 MYWM-30	33.45	5	Ringsven, Renata M	72 WMAC	1:08.00	
7	Guillen, Newton G	45 MINN	34.41	8	Bergquist, David R	33 MINN	35.90	6	Wong, Flora L	89 MM	1:28.66	
8	Peterson, Shane C	47 MINN	37.42	Heat 29 of 33 Finals			7	Tsuzuki, Joy	87 SCYM-07	3:33.33		
Heat 23 of 33 Finals			1	Winter, Jonah L	32 MINN	26.38	Heat 2 of 24 Finals					
1	Barra, Jose	48 ISMT-30	31.32	2	Smith, Ben	31 DKTA	26.10	2	Dillon Stewart, Jane E	75 WMAC	54.64	
2	Kasemsarn, Richard	47 IM	29.90	3	Hauck, Jason D	30 DAMM	25.25	3	Case, Mary Ann	78 ARIZ	42.34	
3	Tripps, Scott P	48 MINN	29.50	4	DeBerry, Tyler	33 ARIZ	23.80	4	Schreiner, Beth	76 VMST	38.62	
4	Wiewel, Matt	49 MOVY	29.00	5	Buhr, Anthony G	30 STMA-30	24.99	5	Ridout, Nancy J	75 TAM	39.42	
5	Cabbage, Sean M	46 MICH	29.41	6	Cuellar, Sebastian	33 SFTL	25.88	6	Jaffe, Kristin N	79 TAM	49.28	
6	Thielen, Aaron	46 IM	29.75	7	Schneider, Jeffrey	33 DKTA	26.33	7	Bacon, AnnLiv	75 MINN	56.01	
7	Soltis, Brian	49 MINN	30.09	8	Yagi, Keisuke	31 DKTA	26.45	Heat 3 of 24 Finals				
8	Kanter, Brad M	47 MINN	32.24	Heat 30 of 33 Finals			2	Vitt, Ann	71 MOST	40.22		
Heat 24 of 33 Finals			1	Hsieh, Adam	25 NEM	29.72	3	Waggoner, Gloria	70 KM	37.97		
1	Grimm, Kurt	46 MOVY	27.88	2	Divilbiss, Zachary	29 MMTT	27.60	4	Uustal, Diann	71 NEM	34.87	
2	Alsberg, Maoz	49 PSM	26.73	3	Gugel, Tom	28 UC50	27.25	5	Holbrook, Julianna F	70 SYSM	35.16	
3	Lee, Lawrence B	49 NCMS	25.76	4	Teigen, Gunnar L	27 MINN	26.58	6	Smith, Diane G	72 CVMM	39.96	
4	Van Thielen, Mike	46 YCFM	25.14	5	Wojta, Samuel J	29 MINN	27.23	Heat 4 of 24 Finals				
5	Wegner, Dan	46 LVM	25.54	6	Shaheen, Luke	29 SYSM	27.59	2	Dummer, Gail M	67 MICH	59.00	
6	Doane, Michael P	47 UMAC	26.15	7	Ewing, Greg	28 SCYM-07	28.82	3	Ophaug, Patricia G	65 MINN	40.67	
7	Robling, Steve W	47 NCMS	27.53	8	Gorman, Jake	24 IM	29.00	4	Miller, Celeste	67 SNM	36.50	
8	Soltis, Mike	49 MINN	28.43									
								5	Merena, Elizabeth J	65 BCTM	38.52	
								6	Hoover, Mary C	68 MINN	50.92	
								7	Conley, LuAnn M	64 WMAC	50.26	

2017 USMS Summer Nationals - 8/2/2017 to 8/6/2017

Jean K. Freeman Aquatic Center

Meet Program - Saturday, August 5, 2017

Heat 5 (#28 Women 50 LC Meter Freestyle)

1	Navarre, Danielle M	48 MICH	40.09
2	Carel, Sonya	47 MINN	38.00
3	Hansen, Angela M	46 WMAC	38.29
4	Silver, Allyn M	53 MINN	51.47
5	Richards, Ann E	54 WMAC	44.49
6	Kulevsky, Kris	50 MINN	50.75
7	Moak, Mary N	61 PBM	38.61

Heat 6 of 24 Finals

1	Ogden, Pamela C	60 MINN	36.55
2	Whitney, Jill S	60 MINN	35.91
3	Hildebrandt, Jan D	60 OREG	35.46
4	Del Greco, Jane B	61 IM	34.09
5	Cipriano, Deborah R	60 GSM	34.77
6	Wiley, Heather C	60 OREG	35.61
7	Gettelfinger, Cheryl M	60 INDY	36.32
8	Stager, Nan H	62 DOC	37.21

Heat 7 of 24 Finals

1	Guins, Ann H	64 SYSM	33.15
2	Grilli, Tracy L	60 NEM	32.43
3	Mann, Melinda J	61 WMAC	31.97
4	Noyes, Penny P	63 SKY	30.50
5	Andrus-Hughes, Karen	60 OREG	31.57
6	Early, Marilyn E	60 MICH	32.17
7	Valdez, Elaine S	62 MOST	32.52
8	Ritter, Susan M	60 CSMT	33.62

Heat 8 of 24 Finals

1	Stephenson, Natalie	56 MOVY	39.77
2	Leigh, Sara	55 ISMT-30	39.43
3	Britton, Becky A	56 MINN	38.50
4	Sapirstein, Sheila	57 MANI	37.00
5	Kelly, Darcy L	56 WMAC	38.42
6	Gordon, Paula M	56 PMST	39.16
7	Marks, Karen J	58 SFTL	39.64
8	Seliga-Punyko, Judy M	59 NORT	42.00

Heat 9 of 24 Finals

1	Kueny, Laura L	55 MINN	36.30
2	Cuda, Suzanne E	57 MOST	35.00
3	Petersen, Stephanie O	55 SLAM	34.00
4	Lee, Susan	58 MINN	33.50
5	McNamara, Kathleen A	57 USF	34.00
6	Maleike, Corinna M	57 CMS	34.57
7	Schumacher, Susan B	58 MINN	35.90
8	Hromada, Sarah	56 MINN	36.34

Heat 10 of 24 Finals

1	Scouler, Barbara A	55 MINN	32.90
2	Laskey, Marjorie D	56 ISMT-30	32.72
3	Thomas, Ann B	57 SFTL	32.00
4	Crouch, Kim	56 CMS	31.33
5	Kellinger, Jenny M	55 VMST	31.83
6	Courtney, Zena H	58 PSM	32.11
7	Szymczak, Wendy	59 MICH	32.81
8	Clary, Barbara B	55 O*H*-18	32.97

Heat 11 of 24 Finals

1	Mook, Maureen A	50 MINN	35.43
2	Mc Callum, Lisa M	50 MINN	34.30
3	Stutsman, Rachel	51 INDY	34.00
4	Emison, Pam H	52 MINN	33.81
5	Dore, Mary G	54 NCMS	33.86
6	Casey, Joan M	52 MINN	34.22
7	Carlson, Martha J	54 ISMT-30	34.50
8	Mohn, Susan L	53 MINN	38.00

Heat 12 of 24 Finals

1	Huettner, Heather L	52 MOVY	33.04
2	Pawluk, Roxie	52 IM	32.97
3	Ekstrom, Gretchen F	51 LAS	32.34
4	Groves, Lisa J	52 RMST	32.04
5	Kunovac, Jelena A	53 LVM	32.09
6	Ladd, Laura M	50 ENSW	32.38
7	Johnson, Mindy	54 RMST	33.00
8	Moore, Sally	50 WMAC	33.50

Heat 13 of 24 Finals

1	McPherson, Chris A	50 ENSW	31.88
2	Wilson, Jamie W	51 PALM	30.49
3	Buck, Corrin C	53 MICH	30.23
4	Willeboordse, H C Fall	51 BCTM	28.71
5	Welting, Laureen K	52 TOC	29.24
6	Osborne, Katie	54 SCCM	30.40
7	Elias-Williams, Maria L	53 PALM	31.59
8	Tracy, Robin C	53 DKTA	32.00

Heat 14 of 24 Finals

1	Barry, Amy	46 MINN	33.96
2	Rosenhagen, Erika S	45 ISMT-30	33.12
3	Le Febre, Karen J	49 WCM	32.20
4	Dunn, Sara	45 NCMS	31.59
5	Nagel, Lynne R	46 IM	31.99
6	Clark, Inge	47 IM	32.94
7	Khalil, Heidi G	46 ROSE	33.41
8	Salamzadeh, Julie C	48 MINN	34.00

Heat 15 of 24 Finals

1	Petyk, Jennifer R	46 PTMS	31.30
2	Rietz, Heather M	49 ENSW	30.45
3	Eldridge, Beth	47 MOVY	27.68
4	Braun, Erika L	45 NCMS	26.53
5	Thomas, Melanie	48 HIMA	27.09
6	Plotz-Saribalas, Amy M	45 NAM	29.79
7	Goodman, Theresa A	45 SKY	31.10
8	Dussliere, Julie F	45 JDAM	31.39

Heat 16 of 24 Finals

2	Kole, Tessa A	44 SWYM	38.74
3	Hilal, Susan M	41 MINN	35.26
4	Challener, Roberta	42 SKY	32.79
5	Hughes, Megan M	43 MINN	33.05
6	Jurisch, Theresa M	43 MINN	37.85
7	Pavek, Cara	43 MINN	39.42

Heat 17 of 24 Finals

1	Piorier, Erin E	40 MINN	31.37
2	Peterson, Julie A	42 OREG	31.00
3	Keiber, Casey M	40 SYSM	29.50
4	Stringer, Jennifer	41 STAN	28.25
5	Smith, Rebecca L	40 PBM	28.30
6	Mcclafferty, Christine	44 OREG	30.67
7	Wood, Lindsay M	41 FFH-11	31.11
8	France, Jessica L	41 MINN	32.61

Heat 18 of 24 Finals

2	Manders, Lisa	35 UC30	45.00
3	Seidler, Mindy E	38 WMAC	34.28
4	Schneider, Erin E	38 WMAC	32.50
5	Goodwin, Amy	36 IM	32.70
6	McCabe, Erin	38 ROSE	35.00

Heat 19 of 24 Finals

1	Sheehan, Nichole	39 WLAC	31.50
2	Nymeyer, Elizabeth A	35 MINN	30.68
3	Congdon, Heather B	39 SFTL	29.70
4	Schaffer, Beth A	35 MINN	28.10
5	Watanabe, Naoko	35 TOC	28.52
6	Nolden, Shelley M	38 WMAC	30.01
7	Melsen, Krisie M	37 MINN	30.75
8	Kline, Anna R	37 MINN	31.67

Heat 20 of 24 Finals

1	Rasmusson, Nicolle	32 PMST	40.00
2	Bonfitto, Jordan	31 ISWM	35.87
3	Murphy, Siobhan C	31 SFTL	32.43
4	Mollenhauer, Dianna L	32 MINN	32.29
5	Stone, Katherine	33 JSC-15	32.37
6	Rock, Stephanie L	30 PBM	32.54
7	Walsworth, Alyssa S	33 MINN	36.74

Heat 21 of 24 Finals

1	Togias, Anna	32 NOVA-33	31.00
2	Lapinskas, Christina	32 ISWM	30.32
3	DeRegnier, Katie	30 MINN	29.20
4	Sitarz, Rachel A	33 ISWM	27.74
5	Coombe, Katy A	34 MINN	28.25
6	Geskos, Evangeline A	34 AGUA	30.23
7	Pedersen, Carol A	30 MINN	30.85
8	Hamer, Caitlin E	32 PALM	31.21

Heat 22 of 24 Finals

1	Maguire, Katherine	25 MINN	32.65
2	McDaniel, Michelle	28 MINN	31.80
3	Fieni, Sadie	27 PALM	30.01
4	Louw, Shanda	29 UC30	30.00
5	Arnosti, Libby M	26 MINN	30.12
6	Huchendorf, Marisa	29 MINN	31.92
7	Tripps, Gabrielle	21 MINN	34.12
8	Burd, Alexandra	21 MINN	40.00

Heat 23 of 24 Finals

1	Nelson, Melissa M	27 MINN	29.55
2	Stenroos, Jacqueline C	25 MINN	28.85
3	Gryglewska, Anna C	27 CONN	28.76
4	Prestinario, Amy N	27 WLAC	27.48
5	Taylor, Tori	25 ISWM	28.01
6	O'Connor, Alexandre L	28 SFTL	28.77
7	Schauwecker, Jessica L	28 FAST	29.50
8	Garringer, Ashley	25 MICH	29.62

2017 USMS Summer Nationals - 8/2/2017 to 8/6/2017

Jean K. Freeman Aquatic Center
Meet Program - Saturday, August 5, 2017**Heat 24 (#28 Women 50 LC Meter Freestyle)**

1	Bennett, Alex	21 IAMA	31.86
2	Brady, Parker H	20 MINN	30.67
3	Quinlan, Molly	21 MINN	29.32
4	Barsun, Adelheid	21 UC42	28.64
5	Cuda, Lauren A	21 MOST	29.30
6	Newkirk, Faith I	21 AGUA	30.60
7	Bennett, Sara	19 IAMA	30.95
8	McPherson, Meghan	20 ENSW	34.00

#29 Men 200 LC Meter Backstroke

	Name	Age Club	Seed Time
--	------	----------	-----------

18-24

1	Danchak, Alexander M	20 GMUP	2:20.25
2	Nelson, Daniel E	22 MINN	2:38.00
3	Rodriguez martinez, Adrian M	24 UC38	2:46.40
4	Vogt, Logan	20 MINN	2:54.74

25-29

1	Albu, Phil	25 MINN	2:19.15
2	Porrizzo, Ralph J	25 ROSE	2:24.83
3	Sauter, Trace U	29 NCMS	2:25.00
4	Jackwin, Eric L	28 SFTL	2:25.32
5	Aselton, John A	26 PCAT	2:36.85
6	Eggersgluss, Andrew B	26 MINN	2:40.77
7	Docken, Steffen S	29 DAM	2:41.61
8	Daltorio, Robert W	25 ROSE	2:45.93

30-34

1	Pedersen, Robert	33 IM	2:38.61
2	Kim, Gene B	31 ROSE	2:58.01

35-39

1	Roper, Matt	36 DAM	2:25.11
2	McCorkle, Doug	39 UC40-40	2:25.75
3	Batchelder, John R	36 CMS	2:42.28
4	Weber, Matthew J	38 DAS	2:43.76
5	Waterson, Kevin	38 DAM	2:44.00
6	Bergford, Brian	35 CMS	2:48.00
7	Berwald, Joshua F	37 PBM	3:00.00

40-44

1	Stringer, Sean	42 STAN	2:25.58
2	Maydak, Jeffrey M	44 NAST	2:32.60
3	Nakahodo, Sidney N	42 BCTM	2:35.17
4	Miller, Matt	40 OREG	2:38.84
5	Patterson, Thomas J	40 1776	2:40.00
6	Muir, Scott	44 DAM	2:45.11
7	Baldwin, Craig M	43 RMST	2:45.24
8	Davis, Andrew J	44 SFTL	2:48.39
9	Colteu, Claudiu	44 FFC-21	2:52.65
10	Vogel, Michel	41 SFTL	3:13.95

45-49

1	Lee, Lawrence B	49 NCMS	2:23.11
2	Tripps, Scott P	48 MINN	2:30.30
3	Farrell, Andrew J	47 YCFM	2:32.86
4	Koenig, Kit M	48 SFTL	2:39.87
5	Kennedy, Patrick H	45 TFAM-26	2:52.11
6	Lassen, Jason D	45 SFTL	3:12.90
7	Ames, Eddie	48 PBM	3:14.53

50-54

1	Granger, Nicolas	50 ROSE	2:17.20
2	Dickson, Kurt F	50 ARIZ	2:19.37

3	Esselstyn, Rip	54 WHAC	2:19.80
4	Krishtal, Valeriy	52 NS	2:30.75
5	Segarra, Rafael G	53 SFTL	2:33.50
6	Schlichting, Randy J	52 MINN	2:34.62
7	Christensen, Kurt A	51 MICH	2:39.00
8	Ruehle, Tom	54 MINN	2:41.61
9	Barringer, Rob	52 CMS	2:45.00
10	Clear, Kirk W	50 VMST	2:46.83
11	Horwitz, Peter C	53 SFTL	2:50.00
12	McAllister, Mark E	54 OREG	2:51.87

55-59

1	Myers, Ross	58 DAMM	2:29.89
2	Wells, Brad R	56 MOVY	2:35.10
3	Gunzl, Arthur	55 CONN	2:39.50
4	Grisa, Thomas M	55 WMAC	2:40.00
5	Uebele, Keith	56 OREG	2:41.10
6	Hendrick, Marty	59 SFTL	2:44.52
7	Seibt, Andreas K	59 IM	2:45.00
8	Newman, Steven M	55 SYSM	2:45.00
9	Zubero, David L	58 SFTL	2:45.53
10	Thain, Doug A	57 MTSC	2:45.65
11	Kealy, Daniel E	59 IAMA	2:46.36
12	Ritchie, Andy	59 SCCM	2:47.50
13	Kristek, Steven M	59 BUMS	2:48.00
14	Marks, Ronald L	59 SFTL	2:48.00
15	Dennis, Justin M	55 SLAM	2:49.68
16	Biles, James B	56 WMAC	2:50.05
17	Caudrillier, Francois J	55 PBM	2:50.25
18	Treiman, Gerald S	57 UTAH	2:54.22
19	Patterson, Daniel A	57 UC40-40	2:58.50
20	Pogue, Jim H	57 MICH	2:59.00
21	Veilleux, Pierre	58 UNQC	2:59.55
22	Moore, Lin	57 CTMS	3:01.22
23	Nelson, Stephen C	56 MINN	3:01.64
24	Matz, Michael S	56 1776	3:03.12
25	Schark, Mark D	56 UC21	3:03.50
26	Keating, Raymond G	58 VMST	3:08.50
27	Campbell, Chris	56 MVM	3:19.95

60-64

1	Sauer, Jim	60 TXLA	2:29.00
2	Klein, Jonathan E	60 NCMS	2:31.14
3	Nelson, John P	64 JAMM	2:34.46
4	Lukens, Jeffrey	64 MINN	2:40.00
5	Slowey, Michael J	60 PALM	2:46.75
6	Keil, Todd A	62 LIB	2:47.51
7	Collier, Scott J	63 AKMS	2:50.00
8	Bright, David	64 NEM	2:50.00
9	Darlington, Taite	61 TSUN	2:53.10
10	Gordin, Scott	60 UC33	2:53.26
11	Holthus, Brian K	60 MINN	2:55.00
12	Crist, Bruce C	61 SAWS	2:56.54
13	Anderson, Mark J	64 UC21	2:57.23
14	Wood, Larry W	63 TXLA	2:58.00
15	Black, Boyd E	61 IM	2:58.44
16	Hamm, Michael L	60 KM	3:00.00
17	Benson, Stan A	64 CMS	3:07.00
18	Nelson, Curtis L	61 MINN	3:15.79
19	Johnson, Steve W	63 PMST	3:37.00

65-69

1	Bober, Richard S	66 NCMS	2:44.77
---	------------------	---------	---------

2	Tharp, Greg J	67 WMST	2:49.33
3	Schmidt, George L	67 PBM	2:51.00
4	Voisard, Brian S	66 WIN	2:51.47
5	Rysdon, Jon C	66 RMST	2:55.00
6	Nelson, Steven E	65 MINN	3:00.00
7	Glidden, Chip	67 MOVY	3:00.72
8	Kornblatt, Daniel S	68 BUMS	3:03.00
9	Hitch, Walter D	65 ROSE	3:05.00
10	Millholland, Carl D	65 WMAC	3:09.14
11	Tingley, William	67 SKY	3:10.55
12	Thompson, Frank L	66 MICH	3:13.33
13	Warner, Frank	68 PSM	3:14.52
14	Einsidler, Jon E	66 AGUA	3:36.00
15	Ceci, Louis G	67 TSUN	4:14.92

70-74

1	Wilder, Hugh	70 ARIZ	2:54.00
2	Brzezinski, Jay	70 PALM	3:01.00
3	Wright, Gregg F	70 LMAO	3:06.46
4	Carney, Kent	70 CMS	3:10.00
5	Wendt, George F	70 IM	3:20.00
6	Parsons, Roger L	70 PBM	3:25.25
7	Pelissier, Jim L	73 MINN	3:30.00
8	Bailey, Conner	71 AMS	3:39.28
9	Gemmill, Dave G	70 PSCM	3:40.00

75-79

1	Bergman, John	75 MINN	3:30.00
2	Galletly, Sandy	75 VMST	4:18.36
3	Bell, John L	75 SDSM	4:20.10
4	Moye, Paul K	79 ARIZ	4:23.00

80-84

1	Costill, David	81 INDY	3:21.00
2	Ackerman, Owen	80 IM	3:50.00
3	Fasbender, Barry A	80 OREG	3:53.61
4	Magee, Pete	80 MINN	4:05.39
5	Oyakawa, Yoshi	84 O*H*-18	4:10.00

85-89

1	Smith, Christopher	85 SCCM	4:49.00
2	Mullins, Stephen M	85 IM	5:05.00
3	McConnell, Stan	86 UC33	5:05.00
4	Farrar, Frank L	88 PMST	6:41.81

95-99

1	Lamb, Willard J	95 OREG	4:27.45
---	-----------------	---------	---------

#30 Women 200 LC Meter Backstroke

	Name	Age Club	Seed Time
--	------	----------	-----------

18-24

1	Nelson, Kirsten B	19 MINN	2:24.50
2	Ruehle, Emma M	19 MINN	2:30.00
3	Brady, Parker H	20 MINN	2:47.60

25-29

1	Gryglewska, Anna C	27 CONN	2:30.50
2	Ballard, Jessica	29 PALM	2:35.57
3	Marks, Jamie L	29 SFTL	2:42.33
4	Mohn, Jennifer L	26 DAM	2:46.75
5	Sharpe, Anna	25 KM	2:48.05
6	Woodford, Molly	27 WMAC	2:50.00
7	Kaiser, Katherine	26 MINN	2:55.17
8	Maguire, Katherine	25 MINN	2:55.67
9	Schlenker, Jill	29 DKTA	3:27.84

2017 USMS Summer Nationals - 8/2/2017 to 8/6/2017

Jean K. Freeman Aquatic Center

Meet Program - Saturday, August 5, 2017

30-34...(#30 Women 200 LC Meter Backstroke)

1	Parker, Emily S	32 SDSM	2:32.33
2	Houston, Katy	30 TOC	2:35.00
3	Peterson, Megan K	34 PMST	2:45.73
4	Maltry, Kathryn	31 ISMT-30	2:48.90
5	Mollenhauer, Dianna L	32 MINN	3:03.36
6	Maltry, Amanda C	34 ISMT-30	3:12.70
7	Mathews, Erin	32 MARY	3:16.24
8	Rosen, Anna	30 SFTL	3:24.87

35-39

1	Watanabe, Naoko	35 TOC	2:31.88
2	Sheehan, Nichole	39 WLAC	2:54.00
3	Kays, Amelia B	38 ALEX	2:54.83
4	Goodwin, Amy	36 IM	2:54.85
5	Sultan, Samaa A	38 MEDM	3:19.00

40-44

1	Yocum, Kari	40 PALM	2:43.48
2	Iles, Debbie	40 MOVY	2:45.60
3	Wood, Lindsay M	41 FFH-11	2:45.73
4	Shapiro, Margaret S	41 RMST	2:54.90
5	Smith, Rebecca L	40 PBM	2:55.46
6	Olson, Katherine L	40 PMST	3:01.32
7	Hawley, Rachel A	42 WMAC	3:01.45
8	Hankins, Malena B	44 GAJA	3:02.33
9	Challener, Roberta	42 SKY	3:04.17
10	Peterson, Wendy	43 MINN	3:07.28
11	Kirchner, Sara R	40 PBM	3:08.03
12	Volz, Kristin R	44 SFTL	4:44.05

45-49

1	Plotz-Saribalas, Amy M	45 NAM	2:34.29
2	Ridge, Jennifer	49 MINN	2:42.18
3	Stewart, Ann K	47 UC50	2:49.82
4	Visser, Linda	47 COOG	2:59.00
5	Lassen, Megan M	47 SFTL	3:06.00
6	Goodman, Theresa A	45 SKY	3:06.40
7	Dussliere, Julie F	45 JDAM	3:06.52
8	Rietz, Heather M	49 ENSW	3:15.00
9	Pickett, Laura	45 ISMT-30	3:17.99
10	Rees, Karla E	45 MVM	3:35.00

50-54

1	Gellatly, Jill E	50 COOG	2:42.00
2	Saucy, Stephanie A	54 1776	2:47.69
3	McPherson, Chris A	50 ENSW	2:49.71
4	Rojas, Dulce	51 SC	2:50.00
5	Vazquez, Maria E	52 NCMS	2:50.69
6	Hug, Laurie	52 1776	2:52.52
7	Simmons, Cheryl A	50 ROSE	2:52.91
8	Schmitz, Karen T	51 MINN	2:55.21
9	Prey-Luedtke, Sharill L	53 LMAO	3:02.95
10	Herrington, Jamie S	52 SFTL	3:03.11
11	May, Julie	50 SKY	3:10.36
12	Hallman-Kenner, Cathy L	52 PALM	3:11.88
13	Apple, Holly S	53 MM	3:12.43
14	Irawan, Yuni	54 TXLA	3:40.92
15	Happel, Diane M	53 IAMA	3:51.35

55-59

1	Courtney, Zena H	58 PSM	2:49.57
2	Smart, Denise L	55 TULS	3:04.31
3	Kelly, Mary Shawn	55 SFTL	3:08.64

4	Froehlich, Kathryn	55 IM	3:09.74
5	Parratto, Amy A	57 MINN	3:11.27
6	Ballard, Barbara	58 MINN	3:11.42
7	Hromada, Sarah	56 MINN	3:11.78
8	McNamara, Kathleen A	57 USF	3:13.73
9	George, Constance	57 TTEX	3:16.00
10	Eakle, Julie O	57 MOST	3:16.54
11	Petersen, Stephanie O	55 SLAM	3:20.00
12	Clair, Kathleen S	59 1776	3:25.00
13	Cook, Sally A	56 ROSE	4:05.31

60-64

1	Einsidler, Karen L	61 AGUA	2:56.29
2	Andrus-Hughes, Karen	60 OREG	2:59.57
3	Early, Marilyn E	60 MICH	3:08.82
4	Craffey, Joan P	64 BCTM	3:10.00
5	Summers, Jeanna	63 OREG	3:14.00
6	Lumbert Gentry, Kerri	60 UC33	3:15.10
7	Larson, Linda L	62 SFTL	3:16.77
8	Quinn, Phyllis E	62 TOC	3:26.84
9	Maltry, Cynthia L	63 ISMT-30	3:29.15
10	Conley, Nancy	60 IM	3:55.00
11	Rosen, Mary Ellen	63 SFTL	5:59.77

65-69

1	McCloskey, Cecilia D	67 SFTL	2:56.63
2	Bierwert, Karen	65 NEM	3:13.57
3	McLee, Anne Beck	65 IM	3:21.52
4	Shaffer, Cynthia E	67 CMS	3:25.39
5	Fulton, Linda P	65 CFMS-14	3:25.50
6	Guthrie, Sally K	67 SMST	3:38.53
7	Boslego, Barbara E	66 VMST	3:39.00
8	Tyler, A Susan	69 SNM	3:45.28
9	Lee-Sheridan, Sharon M	65 MINN	4:01.30
10	Asleson, Elke M	65 OREG	4:15.30
11	Yoder, Margie E	65 CMS	4:39.04
12	Stark, Carol R	69 OREG	5:57.25

70-74

1	Uustal, Diann	71 NEM	3:19.70
2	McDaniel, Georgia	71 IM	3:43.20
3	Ventura, Rosa V	70 SFTL	3:44.33
4	Payne, Brenda	70 UC15	3:53.05
5	Kranpitz, Nancy	72 WMAC	4:00.00
6	Vitt, Ann	71 MOST	4:01.00
7	Larsen, Babs H	70 MINN	4:03.00
8	Smollen, Carol S	73 MINN	4:21.25
9	Webb, Linda	72 SFTL	4:40.77
10	Seidler, Jeanne E	71 WMAC	5:45.21

75-79

1	Ward, Joy	75 OREG	3:50.00
2	Schreiner, Beth	76 VMST	3:56.43
3	Jebe, Margit H	79 T2NM	4:10.30
4	Manheim, Lucy M	75 RMST	4:39.96
5	Arnold, Tita W	76 SKY	4:40.00
6	Linnihan, Beverly L	79 ARIZ	4:41.00

80-84

1	Varty, Eulah M	83 MANI	4:57.16
---	----------------	---------	---------

90-94

1	Lorenzi, Betty S	90 FACT	4:01.09
---	------------------	---------	---------

95-99

1	Sanddal, Charlotte E	95 MM	7:36.10
---	----------------------	-------	---------



UANA PAN AMERICAN MASTERS CHAMPIONSHIPS



ORLANDO, FL | 2018



Sun	Mon	Tue	Wed	Thu	Fri	Sat
			7/25	7/26	7/27	7/28
			Swimming Warm Up	Swimming Warm Up	Swimming Warm Up	800 Free
7/29	7/30	7/31	8/1	8/2	8/3	8/4
200 Back 100 Free 100 Breast	400 IM 200 Free 50 Fly	50 Free 200 IM 100 Fly	200 M Mix 200 F Mix 200 M Relay 200 F Relay	200 Breast 100 Back 200 Fly	400 Free 50 Back 50 Breast	Open Water Swim

Diving - Synchro - Swimming - Open Water- Water Polo

2018PANAMMASTERS.COM

Day 5 – Sunday, August 6, 2017

Warm-up

6:30 a.m.–7:50 a.m.

Check-in Deadline for Day 5

The following are positive check-in events. Check-in may be done in person at the registration area or online at usms.org.

Sun., August 6	200 freestyle	7:00 a.m.
	200 IM	7:00 a.m.

PLEASE NOTE:

If you do not check in by the deadline, you will not be seeded; there are no exceptions.

Meet Start Time

8:00 a.m.

Men	Event	Women
33	200 freestyle	34
35	100 backstroke	36
37	50 breaststroke	38
39	200 mixed free relay	39
41	200 IM	42
43	100 butterfly	44

2017 USMS Summer Nationals - 8/2/2017 to 8/6/2017

Jean K. Freeman Aquatic Center
Meet Program - Sunday, August 6, 2017

#33 Men 200 LC Meter Freestyle							
Name	Age	Club	Seed Time				
18-24							
1 Brower, Andrew D	23	DKTA	2:00.00	7 Kanter, Brad M	47	MINN	2:39.36
2 Granger, Jeremy	24	ROSE	2:01.88	8 Peterson, Shane C	47	MINN	3:38.97
3 Klemm, Josh	19	MINN	2:02.87	9 Bynoe, Ralph A	48	SFTL	3:51.77
4 Nelson, Daniel E	22	MINN	2:03.20	50-54			
5 Baetzold, Seth J	22	UC30	2:12.99	1 Unruh, Steven L	51	NITR	2:04.85
6 St. Vincent, Thomas P	23	RAC-05	2:14.77	2 Nygren, Mats O	51	PSM	2:05.73
7 Dadashev, Dennis C	22	UC30	2:16.90	3 Dickson, Kurt F	50	ARIZ	2:06.52
8 Vogt, Logan	20	MINN	2:19.72	4 Bennett, Dennis	51	IAMA	2:09.03
9 Kolb, William G	22	SKY	2:21.94	5 Livingston, Terry	50	YCFM	2:10.00
10 Bulington, Carter	24	ISWM	2:22.33	6 Reul, Andy	54	CONN	2:11.00
11 Laws, Gus	21	WCM	2:23.24	7 Segarra, Rafael G	53	SFTL	2:13.20
12 Marquet, Bryan D	24	PALM	2:24.09	8 Bailey, Jeff M	50	MICH	2:14.05
25-29				9 Moran, Marty	50	MINN	2:15.00
1 Porrazzo, Ralph J	25	ROSE	1:57.00	10 Hayden, Douglas J	52	MOVY	2:15.00
2 Murphy, Conor S	27	UC22-22	2:05.00	11 Cook, Andy	53	PALM	2:16.01
3 Colalillo, Anthony	28	CHRM	2:08.18	12 Barringer, Rob	52	CMS	2:17.50
4 Seaburg, Joshua S	27	MINN	2:10.71	13 Ruehle, Tom	54	MINN	2:18.79
5 Jackwin, Eric L	28	SFTL	2:11.89	14 Krieger, Dima	51	UC14	2:20.39
6 Teigen, Gunnar L	27	MINN	2:14.16	15 Schmitz, William	51	MINN	2:21.24
7 Daltorio, Robert W	25	ROSE	2:15.31	16 Camacho, Raymond E	53	WH20	2:30.00
8 Forslund, Cory	28	MINN	2:17.11	17 Doyle, Michael B	53	NTXL	2:30.59
30-34				18 Keen, John M	54	COOG	2:31.73
1 DeBerry, Tyler	33	ARIZ	1:56.59	19 Foss, Jonathan G	53	ISMT-30	2:32.88
2 Anderson, Joseph M	32	MINN	2:02.89	20 Hauck, Dan J	51	MINN	2:37.63
3 Hauck, Jason D	30	DAMM	2:03.00	21 Abegg, Michael L	52	VJO-38	3:32.54
4 Eckert, Jonathan	31	SYSM	2:09.90	55-59			
5 Wenzel, Serge	32	SFTL	2:12.96	1 Sims, David E	55	IM	2:04.00
6 Rubesch, Maxwell	31	NORT	2:16.00	2 Scott, Greg C	58	CMS	2:14.14
7 Duguay, Robert E	32	CONN	2:26.73	3 Strauss, Trip	59	ARKM	2:15.00
8 Burks, Jonathan R	30	MINN	2:26.74	4 Valley, Eric	56	MOVY	2:16.70
35-39				5 Myers, Ross	58	DAMM	2:17.00
1 Dimitrov, Matias	36	MATD-18	2:08.00	6 Thain, Doug A	57	MTSC	2:17.14
2 Virgil, Jeremy C	38	CONN	2:08.67	7 Newman, Steven M	55	SYSM	2:18.00
3 Lotano, Daniel	37	PBM	2:10.18	8 Biles, James B	56	WMAC	2:22.00
4 Goler, Jonathan A	37	SFTL	2:15.45	9 Sherman, Bill	59	MOVY	2:22.22
5 Rupp, Christopher M	37	MINN	2:19.62	10 Emison, Thomas W	59	MINN	2:24.50
6 Bass, Ilan	35	AGUA	2:20.02	11 Reilly, Jeff M	56	1776	2:25.25
7 Okerbloom, Neal S	37	SWIA-40	2:27.76	12 Swanberg, Mike	56	DKTA	2:27.00
8 Kovacs, Gary W	37	O2	2:36.23	13 Dennis, Justin M	55	SLAM	2:27.30
40-44				14 Davis, William	59	NEM	2:27.63
1 Williams, Ryan D	44	SFTL	2:10.00	15 Richards, Scott J	57	WMAC	2:28.00
2 Baldwin, Craig M	43	RMST	2:11.17	16 Richey, Steven C	57	MOST	2:28.28
3 Stringer, Sean	42	STAN	2:12.39	17 Zubero, David L	58	SFTL	2:29.40
4 Kirkvold, Brian H	40	MINN	2:14.99	18 Mahaffey, Don	57	COOG	2:30.00
5 Passos, Andre	44	ROSE	2:16.00	19 Seibt, Andreas K	59	IM	2:30.00
6 Davis, Andrew J	44	SFTL	2:16.40	20 Hugo, John M	57	MINN	2:33.00
7 Decker, John R	43	GS	2:20.76	21 Gilman, Bill	58	MINN	2:33.20
8 Goldberg, Brian	40	NYAC	2:26.00	22 Naroski, Shaun	55	SCCM	2:33.36
9 Glass, Mark W	43	NTXL	2:38.40	23 Collins, Craig L	58	MINN	2:34.00
45-49				24 Ruderman, Richard	59	IM	2:35.00
1 Van Thielen, Mike	46	YCFM	2:05.40	25 Moore, Lin	57	CTMS	2:35.30
2 Wegner, Dan	46	LVM	2:07.50	26 Tsuzuki, Ed M	59	SCYM-07	2:35.35
3 Farrell, Andrew J	47	YCFM	2:12.32	27 Campbell, Chris	56	MVM	2:35.40
4 Kroupa, Andy S	48	YCFM	2:16.00	28 McGraw, Thomas E	57	DKTA	3:10.00
5 Robling, Steve W	47	NCMS	2:27.27	60-64			
6 Thielen, Aaron	46	IM	2:27.90	1 Ritter, James H	61	CSMT	2:09.08
				2 Stephenson, Dan	60	ROSE	2:09.50
				3 Fields, John A	61	AWJ	2:12.32
				4 Scanlan, Kevin	62	IM	2:21.64
				5 Wood, Larry W	63	TXLA	2:22.00
				6 Dodson, Phil L	64	IM	2:26.50
				7 Nelson, John P	64	JAMM	2:28.73
				8 Smith, Darrell J	61	MINN	2:29.07
				9 Murtagh, Patrick D	60	MM	2:30.00
				10 Kealy, Tom P	61	IAMA	2:32.00
				11 Larson, Allen J	64	SFTL	2:34.70
				12 Meltz, Steve	64	NEM	2:35.00
				13 Phillips, Mike	61	MICH	2:39.32
				14 Anderson, Mark J	64	UC21	2:40.20
				15 Andersen, Chris D	64	MINN	2:40.50
				16 Martin, Doug	64	LRM-23	2:41.00
				17 Wright, Robert E	63	DOC	2:41.80
				18 Darlington, Taite	61	TSUN	2:42.00
				19 Johnson, Steve W	63	PMST	2:53.00
				20 Near, Jim B	62	PALM	2:53.73
				21 Recalde, Marco I	63	MOVY	3:26.52
				65-69			
				1 Colella, Rick	66	PSM	2:12.46
				2 Thornton, James S	65	1776	2:24.00
				3 Shead, Timothy M	65	SFTL	2:25.00
				4 Childs, Lee	69	PBM	2:28.00
				5 Bernard, Alan D	68	TAM	2:29.30
				6 Anderson, Marc S	68	MINN	2:35.35
				7 Kornblatt, Daniel S	68	BUMS	2:40.05
				8 Mench, Lee E	65	SDSM	2:40.10
				9 Ravel, Rick	67	TTEX	2:40.83
				10 Brown, Perry	65	NORT	2:45.67
				11 Warner, Frank	68	PSM	2:45.92
				12 Carlton, Brian L	67	PSM	2:47.98
				13 Thompson, Frank L	66	MICH	2:48.00
				14 Levine, Steven M	65	GSM	3:01.76
				15 Anderson, John H	67	IM	3:45.00
				16 Langland, Jim T	65	MINN	3:50.00
				17 Lopez, Francisco	69	WMAC	4:25.00
				70-74			
				1 Rudloff, Edward	70	TOC	2:31.85
				2 Couch, Bob E	70	SYSM	2:35.00
				3 Selles, Carl H	70	SPM	2:40.00
				4 Hollub, Greg M	70	WMAC	2:47.94
				5 Hardy, Rog	71	RICE	2:50.00
				6 Abbott, William A	71	CMS	2:52.20
				7 Bailey, Conner	71	AMS	2:54.58
				8 Elder, James E	74	TOC	3:00.00
				75-79			
				1 Gosnold, Will D	77	DKTA	2:48.23
				2 Carey, George L	75	UC33	3:00.49
				3 Trauber, Ami A	78	SFTL	3:06.00
				4 Van Horn, William G	79	TOC	3:06.00
				5 Fisher, Alex	78	PBM	3:30.00
				6 Pilette, Sterling	75	RMST	3:50.00
				7 Nobbe, Nick	79	RMST	4:20.00
				80-84			
				1 Martin, Ray G	80	MICH	3:05.86
				2 Magee, Pete	80	MINN	3:22.18
				85-89			
				1 Stupfel, Norman E	85	SRM	3:55.30
				90-94			
				1 Brown, Donald R	90	NORT	8:12.34

2017 USMS Summer Nationals - 8/2/2017 to 8/6/2017

Jean K. Freeman Aquatic Center

Meet Program - Sunday, August 6, 2017

#34 Women 200 LC Meter Freestyle

Name	Age	Club	Seed Time
18-24...(#34 Women 200 LC Meter Freestyle)			
1 Ruehle, Emma M	19	MINN	2:12.00
2 Cuda, Lauren A	21	MOST	2:14.00
3 Schmitz, Sydney R	18	MINN	2:20.12
4 Bennett, Sara	19	IAMA	2:27.50
5 Brady, Parker H	20	MINN	2:29.44
6 Shroyer, Jackie A	20	MINN	2:37.00
7 McWilliams, Haley A	22	PALM	2:39.69
8 Bennett, Alex	21	IAMA	2:55.00
9 Wimberly, Madeline	24	MMA	3:36.33
25-29			
1 Arnosti, Libby M	26	MINN	2:16.44
2 Taylor, Tori	25	ISWM	2:20.00
3 Fieni, Sadie	27	PALM	2:23.61
4 Woodford, Molly	27	WMAC	2:25.00
5 Fehl, Gretchen M	27	MMMT	2:32.50
6 Maguire, Katherine	25	MINN	2:41.28
7 Howell, Polley A	25	NORT	3:05.00
30-34			
1 Parker, Emily S	32	SDSM	2:13.05
2 Dahlager, Kelsey L	31	MINN	2:17.27
3 Coombe, Katy A	34	MINN	2:19.80
4 Lapinskas, Christina	32	ISWM	2:20.32
5 Frimerman-Bergquist, Sandra	34	MINN	2:26.02
6 Hamer, Caitlin E	32	PALM	2:30.23
7 Mundy, Kristin H	34	MINN	2:35.56
8 Rood, Jenny	32	NEM	2:38.86
9 Flessert, Amy M	33	NORT	2:39.00
10 Pedersen, Carol A	30	MINN	2:40.00
11 Mollenhauer, Dianna L	32	MINN	2:40.18
12 Pederson, Erin	32	DKTA	2:46.00
13 Rosen, Anna	30	SFTL	2:51.23
14 Gregory, Ashley M	32	MINN	2:59.92
15 Rasmusson, Nicolle	32	PMST	3:30.00
16 LaPoint, Meghan L	34	WMAC	3:30.00
35-39			
1 Miller, Paige	37	MOVY	2:21.79
2 Snook, Meredith L	36	TPIT	2:22.60
3 Hitchcock, Christina	35	SFTL	2:23.61
4 Schultz, Karen E	38	SBM	2:25.35
5 Thureen, Stacey	35	MINN	2:29.71
6 Hughey, Rachel C	39	MINN	2:31.50
7 Sheehan, Nichole	39	WLAC	2:36.50
8 Nolden, Shelley M	38	WMAC	2:36.60
9 Krejci, Rachel A	35	MINN	2:38.95
10 Sultan, Samaa A	38	MEDM	2:40.00
40-44			
1 Glenn, Katie	41	OPA-32	2:10.47
2 Viso, Jessica	41	SC	2:20.00
3 Stringer, Jennifer	41	STAN	2:21.53
4 Bruce, Stacey L	43	PALM	2:21.72
5 Smith, Rebecca L	40	PBM	2:29.36
6 Rittenhouse, Amy R	40	MINN	2:33.00
7 Iles, Debbie	40	MOVY	2:36.30
8 Hankins, Malena B	44	GAJA	2:39.33
9 Peterson, Wendy	43	MINN	2:39.74
10 Nathalie, Granger-trenel	42	ROSE	2:39.80

11 Challener, Roberta	42	SKY	2:43.49
12 Piorier, Erin E	40	MINN	2:45.50
13 Sohn, Emily	41	MYWM-30	2:45.72
14 Hughes, Megan M	43	MINN	2:45.84
15 Froehle, Melissa D	44	MYWM-30	2:57.83
16 Sturdy, Clisty	44	MICH	4:30.00
45-49			
1 Ridge, Jennifer	49	MINN	2:23.15
2 Sands, Liz	49	IM	2:36.00
3 Garland, Sue C	48	NEM	2:41.43
4 Rietz, Heather M	49	ENSW	2:41.59
5 Terebayza, Stacy L	45	MINN	2:54.53
6 Phillips, Nicki J	48	MINN	3:00.94
7 Salamzadeh, Julie C	48	MINN	3:15.99
8 Hansen, Angela M	46	WMAC	3:19.71
9 Doudikian-Scaff, Nayiri	47	ROSE	3:26.52
10 Geretz, Aliza R	48	COOG	5:10.00
50-54			
1 Gellatly, Jill E	50	COOG	2:22.00
2 McIntyre, Shannon J	53	PSM	2:23.99
3 Welting, Lauren K	52	TOC	2:26.00
4 Elias-Williams, Maria L	53	PALM	2:27.20
5 Osborne, Katie	54	SCCM	2:29.90
6 Irish Bostic, Linda	54	PBM	2:31.43
7 Dore, Mary G	54	NCMS	2:32.00
8 Schickore, Jutta	53	DOC	2:36.25
9 Ekstrom, Gretchen F	51	L4S	2:38.68
10 Zemlin, Karen K	50	MINN	2:40.00
11 Nygaard, Sue M	54	MINN	2:42.86
12 Huettner, Heather L	52	MOVY	2:44.87
13 Johnson, Mindy	54	RMST	2:45.00
14 Moore, Sally	50	WMAC	2:45.00
15 Green, Linda S	53	MINN	2:47.50
16 Ladd, Laura M	50	ENSW	2:51.84
17 Apple, Holly S	53	MM	2:58.44
18 Emison, Pam H	52	MINN	3:00.00
19 Carlson, Martha J	54	ISMT-30	3:00.55
20 Flynn, Sandra P	52	NEM	3:22.00
21 Heddleson, Susan S	53	MINN	3:30.00
55-59			
1 Parker Palace, Kelly	56	SYSM	2:25.31
2 Courtney, Zena H	58	PSM	2:33.86
3 Laskey, Marjorie D	56	ISMT-30	2:35.88
4 Scouler, Barbara A	55	MINN	2:39.09
5 Maleike, Corinna M	57	CMS	2:40.57
6 Kratz, Peggy	57	MINN	2:40.94
7 Petersen, Stephanie O	55	SLAM	2:46.00
8 Hromada, Sarah	56	MINN	2:49.45
9 Smart, Denise L	55	TULS	2:51.00
10 Kueny, Laura L	55	MINN	2:51.72
11 Szymczak, Wendy	59	MICH	2:56.78
60-64			
1 Grilli, Tracy L	60	NEM	2:30.29
2 Ritter, Susan M	60	CSMT	2:35.40
3 Early, Marilyn E	60	MICH	2:35.64
4 Quinn, Phyllis E	62	TOC	2:49.33
5 Cipriano, Deborah R	60	GSM	2:51.37
6 Gettelfinger, Cheryl M	60	INDY	2:52.04
7 Summers, Jeanna	63	OREG	3:00.50
8 Woods, Tina N	60	1776	3:00.69

9 Nelson, Sarah E	61	MINN	3:04.00
10 Ogden, Pamela C	60	MINN	3:06.34
11 Musk, Gail G	60	SFTL	3:53.04
65-69			
1 Miller, Celeste	67	SNM	2:50.00
2 Lewis, Kathleen	65	TPIT	2:55.00
3 Guthrie, Sally K	67	SMST	3:01.59
4 Roche, Carolyn M	66	CMS	3:15.00
5 Smith, Melinda J	65	O*H*-18	3:25.00
6 Schneider, Mary P	65	WMAC	3:52.40
70-74			
1 Mymryk, Penny	70	RMSC	3:15.61
2 Payne, Brenda	70	UC15	3:25.72
3 Vitt, Ann	71	MOST	3:35.10
4 Kranpitz, Nancy	72	WMAC	3:49.11
5 Smollen, Carol S	73	MINN	3:49.61
6 Detjen, Carol J	72	MRAY-17	4:30.00
75-79			
1 Schreiner, Beth	76	VMST	3:23.01
2 Ridout, Nancy J	75	TAM	3:27.01
3 Linnihan, Beverly L	79	ARIZ	4:32.00
4 Avery, Susan H	75	MM	4:56.38
80-84			
1 Reinke, Carol J	81	WMAC	4:28.00
85-89			
1 Wong, Flora L	89	MM	7:22.73
90-94			
1 Lorenzi, Betty S	90	FACT	3:54.68
95-99			
1 Sanddal, Charlotte E	95	MM	6:44.67

#35 Men 100 LC Meter Backstroke

Lane	Name	Age	Club	Seed Time
Heat 1 of 18 Finals				
2	Farrar, Frank L	88	PMST	2:55.68
3	McConnell, Stan	86	UC33	2:22.00
4	Lamb, Willard J	95	OREG	2:08.64
5	Joyner, Jay A	68	MINN	2:15.00
6	Akbar, Clyde	69	SFTL	2:55.48
Heat 2 of 18 Finals				
1	Magee, Pete	80	MINN	1:54.92
2	Oyakawa, Yoshi	84	O*H*-18	1:42.00
3	Costill, David	81	INDY	1:35.50
4	Ackerman, Owen	80	IM	1:45.00
5	Avery, John H	75	MM	1:52.44
6	Bergman, John	75	MINN	1:35.00
7	Van Horn, William G	79	TOC	1:40.00
8	Moye, Paul K	79	ARIZ	1:56.00
Heat 3 of 18 Finals				
1	Hollub, Greg M	70	WMAC	1:37.55
2	Kleffman, Robin T	70	MINN	1:32.30
3	Wright, Gregg F	70	LMAO	1:20.77
4	Wilder, Hugh	70	ARIZ	1:16.00
5	Brzezinski, Jay	70	PALM	1:20.00
6	Meehan, Tom	70	WMAC	1:30.00
7	Parsons, Roger L	70	PBM	1:34.25
8	Gemmill, Dave G	70	PSCM	1:40.00

2017 USMS Summer Nationals - 8/2/2017 to 8/6/2017

Jean K. Freeman Aquatic Center

Meet Program - Sunday, August 6, 2017

Heat 4 (#35 Men 100 LC Meter Backstroke)

2	Krieger, Dima	51 UC14	1:18.68
3	Horwitz, Peter C	53 SFTL	1:15.00
4	McPherson, John	50 ENSW	1:17.00
5	Livingston, Tommy	50 MMA	1:25.00
6	Nelson, Stephen C	56 MINN	1:23.59
7	Bargar, Scott D	61 CSMT	1:30.49

Heat 5 of 18 Finals

2	Jones, Robert B	66 1776	1:31.10
3	Tingley, William	67 SKY	1:25.99
4	Kornblatt, Daniel S	68 BUMS	1:24.00
5	Warner, Frank	68 PSM	1:24.21
6	Hitch, Walter D	65 ROSE	1:28.00
7	Fogg, Stephen W	69 PSM	1:34.72

Heat 6 of 18 Finals

1	Kerns, Hubie	68 GRA	1:20.00
2	Rysdon, Jon C	66 RMST	1:20.00
3	Schmidt, George L	67 PBM	1:17.44
4	Bober, Richard S	66 NCMS	1:14.26
5	Tharp, Greg J	67 WMST	1:16.17
6	Voisard, Brian S	66 WIN	1:19.50
7	Thompson, Frank L	66 MICH	1:20.00
8	Nelson, Steven E	65 MINN	1:23.00

Heat 7 of 18 Finals

1	Benson, Stan A	64 CMS	1:22.00
2	Black, Boyd E	61 IM	1:20.86
3	Vandam, David K	62 TXLA	1:19.77
4	Darlington, Taite	61 TSUN	1:18.10
5	Keil, Todd A	62 LIB	1:19.51
6	Crist, Bruce C	61 SAWS	1:19.84
7	Bright, David	64 NEM	1:21.00
8	Nelson, John P	64 JAMM	1:22.80

Heat 8 of 18 Finals

1	Gordin, Scott	60 UC33	1:16.59
2	Holthus, Brian K	60 MINN	1:16.50
3	Graham, Donald	63 PSM	1:13.22
4	Klein, Jonathan E	60 NCMS	1:08.51
5	Lukens, Jeffrey	64 MINN	1:12.00
6	Hildebrandt, David C	62 GAJA	1:16.17
7	Welchlin, Bob	60 MOVY	1:16.50
8	Slowey, Michael J	60 PALM	1:17.23

Heat 9 of 18 Finals

1	Matz, Michael S	56 1776	1:21.72
2	Moore, Lin	57 CTMS	1:21.19
3	Treiman, Gerald S	57 UTAH	1:20.91
4	Marks, Ronald L	59 SFTL	1:18.50
5	Dennis, Justin M	55 SLAM	1:20.28
6	Ruderman, Richard	59 IM	1:21.00
7	Patterson, Daniel A	57 UC40-40	1:21.50
8	Punyko, Bill	59 NORT	1:21.78

Heat 10 of 18 Finals

1	Brenton, Ken R	58 MINN	1:17.26
2	Blommel, Gregory G	57 WMAC	1:15.86
3	Gunzl, Arthur	55 CONN	1:15.28
4	Newman, Steven M	55 SYSM	1:15.00
5	Kealy, Daniel E	59 IAMA	1:15.20
6	Hendrick, Marty	59 SFTL	1:15.62
7	Caudrillier, Francois J	55 PBM	1:16.50
8	Kristek, Steven M	59 BUMS	1:18.00

Heat 11 of 18 Finals

1	Thain, Doug A	57 MTSC	1:14.31
2	Uebele, Keith	56 OREG	1:13.76
3	Grisa, Thomas M	55 WMAC	1:13.05
4	Wells, Brad R	56 MOVY	1:09.00
5	Myers, Ross	58 DAMM	1:11.73
6	Anderson, Bruce A	56 UC38	1:13.33
7	Zubero, David L	58 SFTL	1:13.86
8	Pogue, Jim H	57 MICH	1:15.00

Heat 12 of 18 Finals

1	Schlichting, Randy J	52 MINN	1:11.88
2	Segarra, Rafael G	53 SFTL	1:08.26
3	Dickson, Kurt F	50 ARIZ	1:06.68
4	Granger, Nicolas	50 ROSE	1:01.89
5	Krishtal, Valeriy	52 NS	1:06.67
6	Tuchler, Jim	52 IM	1:06.80
7	Christensen, Kurt A	51 MICH	1:11.50
8	Clear, Kirk W	50 VMST	1:11.91

Heat 13 of 18 Finals

2	Sturdy, Patrick R	48 MICH	1:19.00
3	Wegner, Dan	46 LVM	1:07.85
4	Lee, Lawrence B	49 NCMS	1:05.63
5	Tripps, Scott P	48 MINN	1:07.07
6	Koenig, Kit M	48 SFTL	1:13.69

Heat 14 of 18 Finals

1	DeWard, Robert C	43 PSM	1:14.92
2	Maydak, Jeffrey M	44 NAST	1:10.65
3	Nakahodo, Sidney N	42 BCTM	1:08.71
4	Stringer, Sean	42 STAN	1:06.83
5	Tiozzo, Eduard	44 SFTL	1:08.57
6	Karren, Kelly S	44 CVMM	1:08.80
7	Miller, Matt	40 OREG	1:12.50

Heat 15 of 18 Finals

1	Gohman, Chad A	38 PMST	1:21.46
2	Bergford, Brian	35 CMS	1:17.25
3	Weber, Matthew J	38 DAS	1:11.67
4	Lotano, Daniel	37 PBM	1:07.85
5	Roper, Matt	36 DAM	1:08.56
6	Dimitrov, Matias	36 MATD-18	1:15.00
7	Waterson, Kevin	38 DAM	1:18.62

Heat 16 of 18 Finals

3	Hubbard, Max A	26 UC30	1:15.25
4	Wojta, Samuel J	29 MINN	1:15.00
5	Pedersen, Robert	33 IM	1:13.04
6	Kim, Gene B	31 ROSE	1:15.01

Heat 17 of 18 Finals

1	Docken, Steffen S	29 DAM	1:09.78
2	Broch, William M	29 NORT	1:07.52
3	Aselton, John A	26 PCAT	1:02.19
4	Hurko, Matt	26 TOC	1:00.15
5	Albu, Phil	25 MINN	1:01.85
6	Porrazzo, Ralph J	25 ROSE	1:04.65
7	Jackwin, Eric L	28 SFTL	1:07.76
8	Eggersgluss, Andrew B	26 MINN	1:14.32

Heat 18 of 18 Finals

3	Purrington, Nicholas	24 UC45	1:10.00
4	Danchak, Alexander M	20 GMUP	1:03.91
5	Ekstrom, Jonathan A	24 UC30	1:10.00

#36 Women 100 LC Meter Backstroke

Lane	Name	Age	Club	Seed Time
------	------	-----	------	-----------

Heat 1 of 15 Finals

1	Rosen, Mary Ellen	63 SFTL	2:30.77
2	Maltry, Cynthia L	63 ISMT-30	1:31.82
3	Craffey, Joan P	64 BCTM	1:30.00
4	Lumbert Gentry, Kerri	60 UC33	1:34.40
5	Seidler, Jeanne E	71 WMAC	2:45.93
6	Wong, Flora L	89 MM	2:54.03
7	Lorenzi, Betty S	90 FACT	1:53.28
8	Hastings, Patricia B	82 MM	2:27.00

Heat 2 of 15 Finals

1	Bacon, AnnLiv	75 MINN	2:27.45
2	Manheim, Lucy M	75 RMST	2:08.04
3	Jebe, Margit H	79 T2NM	1:59.05
4	Ward, Joy	75 OREG	1:49.10
5	Schreiner, Beth	76 VMST	1:51.49
6	Dillon Stewart, Jane E	75 WMAC	2:04.11
7	Linnihan, Beverly L	79 ARIZ	2:12.00
8	Arnold, Tita W	76 SKY	2:31.00

Heat 3 of 15 Finals

1	Smollen, Carol S	73 MINN	2:06.56
2	Larsen, Babs H	70 MINN	1:55.00
3	Vitt, Ann	71 MOST	1:47.27
4	Uustal, Diann	71 NEM	1:28.98
5	Ventura, Rosa V	70 SFTL	1:44.50
6	Payne, Brenda	70 UC15	1:50.76
7	Smith, Diane G	72 CVMM	1:59.71
8	Webb, Linda	72 SFTL	2:21.77

Heat 4 of 15 Finals

1	Yoder, Margie E	65 CMS	2:28.28
2	Bierwert, Karen	65 NEM	1:33.83
3	McLee, Anne Beck	65 IM	1:32.31
4	McCloskey, Cecilia D	67 SFTL	1:20.17
5	Fulton, Linda P	65 CFMS-14	1:31.46
6	Shaffer, Cynthia E	67 CMS	1:32.91
7	Bisogno, Laurie R	65 MOVY	1:35.00
8	Stark, Carol R	69 OREG	2:44.32

Heat 5 of 15 Finals

1	Guins, Ann H	64 SYSM	1:29.64
2	Early, Marilyn E	60 MICH	1:23.57
3	Einsidler, Karen L	61 AGUA	1:22.85
4	Andrus-Hughes, Karen	60 OREG	1:19.57
5	Noyes, Penny P	63 SKY	1:20.00
6	Grilli, Tracy L	60 NEM	1:23.43
7	Summers, Jeanna	63 OREG	1:29.20
8	Larson, Linda L	62 SFTL	1:29.77

Heat 6 of 15 Finals

1	Maleike, Corinna M	57 CMS	1:37.57
2	Cuda, Suzanne E	57 MOST	1:32.80
3	Parratto, Amy A	57 MINN	1:31.11
4	Eakle, Julie O	57 MOST	1:29.74
5	George, Constance	57 TTEX	1:32.00
6	Thomas, Ann B	57 SFTL	1:33.00
7	Volz, Kristin R	44 SFTL	1:30.40

2017 USMS Summer Nationals - 8/2/2017 to 8/6/2017

Jean K. Freeman Aquatic Center

Meet Program - Sunday, August 6, 2017

Heat 7 (#36 Women 100 LC Meter Backstroke)

1	Kelly, Mary Shawn	55 SFTL	1:28.65
2	McNamara, Kathleen A	57 USF	1:27.92
3	Kellinger, Jenny M	55 VMST	1:25.00
4	Courtney, Zena H	58 PSM	1:18.09
5	Brightwell, Kim M	57 RMST	1:21.62
6	Smart, Denise L	55 TULS	1:26.54
7	Hromada, Sarah	56 MINN	1:28.54
8	Ballard, Barbara	58 MINN	1:28.83

Heat 8 of 15 Finals

1	Irawan, Yuni	54 TXLA	1:42.15
2	Apple, Holly S	53 MM	1:28.98
3	Hallman-Kenner, Cathy L	52 PALM	1:25.39
4	Prey-Luedtke, Sharill L	53 LMAO	1:25.35
5	Herrington, Jamie S	52 SFTL	1:25.72
6	Langman, Loralie	50 MINN	1:40.00
7	Challener, Roberta	42 SKY	1:24.18
8	Hankins, Malena B	44 GAJA	1:25.13

Heat 9 of 15 Finals

1	Ekstrom, Gretchen F	51 LAS	1:24.62
2	Vazquez, Maria E	52 NCMS	1:20.38
3	Saucy, Stephanie A	54 1776	1:17.82
4	Willeboordse, H C Fall	51 BCTM	1:11.50
5	McPherson, Chris A	50 ENSW	1:16.97
6	Rojas, Dulce	51 SC	1:20.00
7	Osborne, Katie	54 SCCM	1:21.50
8	Schmitz, Karen T	51 MINN	1:24.81

Heat 10 of 15 Finals

1	Rosenhagen, Erika S	45 ISMT-30	1:29.75
2	Lassen, Megan M	47 SFTL	1:22.29
3	Stewart, Ann K	47 UCS0	1:16.64
4	Braun, Erika L	45 NCMS	1:08.81
5	Plotz-Saribalas, Amy M	45 NAM	1:12.02
6	Visser, Linda	47 COOG	1:21.00
7	Goodman, Theresa A	45 SKY	1:26.32
8	Navarre, Danielle M	48 MICH	1:55.06

Heat 11 of 15 Finals

1	Peterson, Wendy	43 MINN	1:22.07
2	Wood, Lindsay M	41 FFH-11	1:16.66
3	Stringer, Jennifer	41 STAN	1:15.22
4	Yocum, Kari	40 PALM	1:13.76
5	Smith, Rebecca L	40 PBM	1:14.89
6	Iles, Debbie	40 MOVY	1:15.50
7	Hawley, Rachel A	42 WMAC	1:17.97
8	Olson, Katherine L	40 PMST	1:23.94

Heat 12 of 15 Finals

1	Nymeyer, Elizabeth A	35 MINN	1:25.20
2	Sheehan, Nichole	39 WLAC	1:24.20
3	Schneider, Erin E	38 WMAC	1:23.00
4	Watanabe, Naoko	35 TOC	1:08.76
5	Kays, Amelia B	38 ALEX	1:22.48
6	Goodwin, Amy	36 IM	1:23.07
7	Hughey, Rachel C	39 MINN	1:25.00
8	Sultan, Samaa A	38 MEDM	1:31.09

Heat 13 of 15 Finals

1	Schlenker, Jill	29 DKTA	1:33.55
2	Courbron, Yanghee	29 NEM	1:21.00
3	Woodford, Molly	27 WMAC	1:20.00
4	Maguire, Katherine	25 MINN	1:22.01
5	Maltry, Amanda C	34 ISMT-30	1:25.50
6	Houston, Katy	30 TOC	1:10.07
7	Maltry, Kathryn	31 ISMT-30	1:23.45
8	LaPoint, Meghan L	34 WMAC	1:50.00

Heat 14 of 15 Finals

1	Kaiser, Katherine	26 MINN	1:17.59
2	Nelson, Melissa M	27 MINN	1:15.00
3	Ballard, Jessica	29 PALM	1:11.72
4	Gryglewska, Anna C	27 CONN	1:10.50
5	Schauwecker, Jessica L	28 FAST	1:11.00
6	Stenroos, Jacqueline C	25 MINN	1:13.02
7	Arnosti, Libby M	26 MINN	1:15.91
8	Mohn, Jennifer L	26 DAM	1:18.70

Heat 15 of 15 Finals

3	Burd, Alexandra	21 MINN	1:40.00
4	Nelson, Kirsten B	19 MINN	1:06.00
5	Brady, Parker H	20 MINN	1:15.71
6	Wimberly, Madeline	24 MMA	1:51.75

#37 Men 50 LC Meter Breaststroke

Sponsor: Ralph Bovard on behalf of Kelly Kramer

Lane	Name	Age	Club	Seed Time
------	------	-----	------	-----------

Heat 1 of 18 Finals

1	Moye, Paul K	79 ARIZ	54.41
2	Arlander, David C	76 MINN	52.87
3	Burgess, Thom	75 CMS	45.00
4	Loewe, Raymond D	75 UC08	41.54
5	Van Horn, William G	79 TOC	51.00
6	Wakelin, Fred W	75 T2NM	53.00
7	Kansas, Bill	81 MINN	51.00
8	May, George	80 WMAC	53.53

Heat 2 of 18 Finals

1	Meade, Tom J	70 BUMS	49.20
2	Parsons, Roger L	70 PBM	45.50
3	Fuenmayor, Jose	73 NASH	44.53
4	Peterson, Steven B	71 PSM	39.50
5	Pelissier, Jim L	73 MINN	44.00
6	Pease, Richard L	70 WMAC	45.00
7	Walters, Dan M	72 ROCH	47.50

Heat 3 of 18 Finals

1	Myers, Samuel L	68 MINN	59.53
2	Baumann, Martin	65 FAST	44.00
3	Stromberg, Kraig R	68 NEM	42.00
4	Fine, Gary M	67 MINN	43.00
5	Kaplan, Mark	68 MINN	57.56
6	Morrison, Jeffrey W	62 CMS	48.21
7	Kahn, Roger	62 SYSM	45.00
8	Gerlich, Peter	63 UC21	57.42

Heat 4 of 18 Finals

1	Pot, Eugene T	67 BUMS	41.52
2	Dougherty, Stephen P	66 1776	39.50
3	Dahlberg, Peder	68 IM	37.51
4	Stark, Allen L	68 OREG	36.50
5	Schmidt, George L	67 PBM	37.00
6	Anderson, Marc S	68 MINN	39.43
7	MacDonald, Lee H	65 CMS	40.00
8	Bovard, Ralph S	65 MINN	41.56

Heat 5 of 18 Finals

1	Pflughoeft, John R	61 MICH	41.90
2	Hullsiek, Ted R	61 MINN	41.00
3	Finn, Peter R	63 DOC	40.34
4	Welchlin, Bob	60 MOVY	39.50
5	Black, Boyd E	61 IM	40.01
6	Lantz, David A	61 MYWM-30	41.00
7	Phillips, Mike	61 MICH	41.07
8	Withoff, David	60 AKMS	42.00

Heat 6 of 18 Finals

1	Pinto, Harlan A	60 MELO	38.85
2	Anderson, Robert L	62 PCCM	38.34
3	Hoganson, Robert B	60 WMAC	37.51
4	Anderson, Jay	61 MINN	37.10
5	Paakh, Bruce	60 MINN	37.29
6	Evers, John N	63 MINN	37.73
7	Kopp, Lindsey R	60 MINN	38.80
8	Strother, Patrick J	64 MINN	39.27

Heat 7 of 18 Finals

1	Louie, Jamie	60 CMS	36.88
2	Hamm, Michael L	60 KM	34.88
3	Parker, Randy J	63 MICH	34.17
4	Neville, Richard	61 FAST	33.09
5	Rider, Lee A	61 RHMS	34.00
6	Slowey, Michael J	60 PALM	34.88
7	Seybold, Harvey G	63 IM	36.03
8	Battistini, Rick A	63 NEM	36.99

Heat 8 of 18 Finals

1	Gilman, Bill	58 MINN	45.75
2	Hektner, Eric W	59 TVM	39.92
3	Nelson, Stephen C	56 MINN	39.53
4	Licari, Robert	58 NORT	40.96
5	Hetzel, William D	53 REDT	39.91
6	Perillo, Luis	52 UCS0	36.84
7	Young, Robert A	53 MINN	39.41

Heat 9 of 18 Finals

1	Sherman, Bill	59 MOVY	37.00
2	Holmberg, Tom	59 IM	36.58
3	Baird, Jeff A	58 ARIZ	36.00
4	Howell, Richard K	58 OREG	35.50
5	Holland, David A	59 WMAC	36.00
6	Moreno, Al	59 PBM	36.30
7	Richey, Steven C	57 MOST	36.59
8	Lund, Pete	55 MOVY	37.48

2017 USMS Summer Nationals - 8/2/2017 to 8/6/2017

Jean K. Freeman Aquatic Center
Meet Program - Sunday, August 6, 2017

Heat 10 (#37 Men 50 LC Meter Breaststroke)			Heat 16 of 18 Finals			Heat 4 of 16 Finals			
1	Ritchie, Andy	59 SCCM 35.28	1	Wenzel, Serge	32 SFTL 34.06	1	Cutter, Elizabeth V	65 MINN 50.00	
2	Kone, Bruce C	59 RICE 33.40	2	Buhr, Anthony G	30 STMA-30 31.99	2	Lindsey, Connie	65 MOST 48.48	
3	Kochendorfer, James L	57 MINN 32.68	3	Schneider, Jeffrey	33 DKTA 30.97	3	Fitzpatrick, Maureen	66 PBM 46.46	
4	Guthrie, David M	57 RICE 30.65	4	Prokop, Luke A	33 MINN 28.97	4	Lewis, Kathleen	65 TPIT 43.00	
5	Reyes, Gary D	57 UC26 32.50	5	Yagi, Keisuke	31 DKTA 29.31	5	Gettling, Janet	69 OREG 45.79	
6	Aubrey, Michael	56 PBM 33.13	6	Markota, Matej	33 UC30 31.00	6	Boslego, Barbara E	66 VMST 46.90	
7	Vargas, Daniel	57 ARIZ 34.40	7	Girard, Matt	31 UC30 32.00	7	Merena, Elizabeth J	65 BCTM 49.52	
8	Blommel, Gregory G	57 WMAC 35.30	8	Rosier, Nicholas	33 NAST 34.87	8	Cambra-Brungard, Jeanne	65 LOM 50.25	
Heat 11 of 18 Finals			Heat 17 of 18 Finals			Heat 5 of 16 Finals			
1	Thompson, Anthony G	53 MOVY 35.71	1	Ewing, Greg	28 SCYM-07 37.12	1	Guins, Ann H	64 SYSM 48.58	
2	Ewing, Michael	51 MINN 34.96	2	Sauter, Trace U	29 NCMS 35.00	2	Gettelfinger, Cheryl M	60 INDY 47.08	
3	Livingston, Terry	50 YCFM 33.34	3	Asleson, Kris C	29 OREG 31.99	3	Whitney, Jill S	60 MINN 44.11	
4	Tuchler, Jim	52 IM 32.50	4	Ksehati, Fares	26 MICH 31.99	4	Mann, Melinda J	61 WMAC 39.97	
5	Fiser, Graeme A	51 SFTL 32.72	5	Forslund, Cory	28 MINN 33.55	5	Del Greco, Jane B	61 IM 44.09	
6	Esko, Kevin L	51 PSM 34.42	6	Divilbiss, Zachary	29 MMTT 36.41	6	Wiley, Heather C	60 OREG 45.01	
7	Stenroos, John	54 MINN 35.67	7	Muni, Nicholas	21 UC17 37.53	7	Moak, Mary N	61 PBM 47.37	
8	Brudnak, Mark	51 WMAC 36.64	8	Duncan, Michael W	24 UC30 39.59	8	Baldwin, Patricia A	62 SKY 52.53	
Heat 12 of 18 Finals			Heat 18 of 18 Finals			Heat 6 of 16 Finals			
2	Bergquist, David R	33 MINN 42.50	1	Baetzold, Seth J	22 UC30 35.89	2	Gordon, Paula M	56 PMST 49.66	
3	Ganiyev, Doston	30 CMS 34.90	2	Ekstrom, Jonathan A	24 UC30 34.00	3	Seliga-Punyko, Judy M	59 NORT 47.21	
4	Kale, Nachiket R	33 MYWM-30 41.00	3	Frederick, Aaron D	24 ARMS 33.30	4	Thomas, Ann B	57 SFTL 46.00	
5	Houts, Thomas A	35 MOVY 40.44	4	Brower, Andrew D	23 DKTA 29.50	5	Petersen, Stephanie O	55 SLAM 46.50	
6	Wu, Bobby	44 WMAC 37.76	5	Breheim, Greg	19 MINN 33.19	6	Sapirstein, Sheila	57 MANI 48.00	
7	Robling, Steve W	47 NCMS 40.02	6	Hora, Nicholas	24 WMAC 33.50	7	Marks, Karen J	58 SFTL 50.02	
Heat 13 of 18 Finals			7	McPherson, Matt F	22 ENSW 35.00	8	Chaves-Fonnegra, Andia	38 SFTL 46.45	
1	Cabbage, Sean M	46 MICH 37.11	8	Kolb, William G	22 SKY 35.94	Heat 7 of 16 Finals			
2	Grimm, Kurt	46 MOVY 34.79	#38 Women 50 LC Meter Breaststroke			1	George, Constance	57 TTEX 45.00	
3	Doane, Michael P	47 UMAC 32.91	Lane Name Age Club Seed Time	2	Lee, Susan	58 MINN 44.00	3	Brightwell, Kim M	57 RMST 41.11
4	Van Thielen, Mike	46 YCFM 31.64	Heat 1 of 16 Finals	4	Vaughn, Holly A	56 T2NM 39.80	4	Crouch, Kim	56 CMS 40.88
5	Dunson, David B	45 NCMS 32.69	1	Smith, Stephanie M	75 SFTL 2:23.80	5	Eakle, Julie O	57 MOST 43.69	
6	Doherty, Todd S	46 PSM 32.99	2	Dillon Stewart, Jane E	75 WMAC 1:11.77	6	Britton, Becky A	56 MINN 45.00	
7	Soltis, Brian	49 MINN 35.82	3	Jaffe, Kristin N	79 TAM 55.25	7	Kelly, Darcy L	56 WMAC 45.92	
8	Soltis, Mike	49 MINN 37.28	4	Jebe, Margit H	79 T2NM 59.53	Heat 8 of 16 Finals			
Heat 14 of 18 Finals			5	Fasbender, Alice J	79 OREG 2:00.00	1	Moeckel, Melissa A	51 NEM 59.29	
1	Goldberg, Brian	40 NYAC 37.00	6	Hastings, Patricia B	82 MM 1:22.25	2	Kunovac, Jelena A	53 LVM 46.92	
2	Mastracchio, Dominic R	43 RICE 36.55	7	Phillips, Susan I	57 MICH 1:23.48	3	Nygaard, Sue M	54 MINN 45.00	
3	Palace, Mark	44 SYSM 35.86	8	Silverwater, Beth	55 UC30 1:40.00	4	Rogers, Julie E	50 MICH 44.45	
4	Jacobson, Brian L	44 MINN 29.95	Heat 2 of 16 Finals			5	Persico, Elizabeth J	52 MINN 44.63	
5	Williams, Ryan D	44 SFTL 32.49	1	Lillehei, Pat J	73 MINN 1:02.79	6	Phalen, Jennifer R	53 DAM 45.19	
6	Graham, David C	43 NEM 36.09	2	Smith, Diane G	72 CVMM 57.11	7	Mohn, Susan L	53 MINN 50.00	
7	Cox, Raymond F	42 SFTL 36.97	3	Christenson, Candy J	70 WMAC 49.83	8	Silver, Allyn M	53 MINN 1:02.12	
8	Colteu, Claudiu	44 FFC-21 37.00	4	Holbrook, Julianna F	70 SYSM 46.00	Heat 9 of 16 Finals			
Heat 15 of 18 Finals			5	Brown, Dana B	70 PALM 47.00	1	Groves, Lisa J	52 RMST 41.23	
1	Kovacs, Gary W	37 O2 39.97	6	Waggoner, Gloria	70 KM 51.07	2	Wilson, Jamie W	51 PALM 40.86	
2	Dimitrov, Matias	36 MATD-18 36.00	7	Webb, Linda	72 SFTL 59.77	3	Simmons, Cheryl A	50 ROSE 39.04	
3	Corcho, Rodrigo A	38 WH2O 32.89	8	Samberg, Amy M	53 UC48 1:17.53	4	Tracy, Robin C	53 DKTA 37.31	
4	Vestrum, Luke A	36 MINN 31.74	Heat 3 of 16 Finals			5	Buck, Corrin C	53 MICH 37.75	
5	David, Emmanuel	37 CMS 32.33	1	Dummer, Gail M	67 MICH 59.25	6	Weiderman, Jennifer	51 CVMM 39.44	
6	Bouchard, Trevor	35 SCCM 33.67	2	Billmeyer, Carol L	65 MINN 58.50	7	Ladd, Laura M	50 ENSW 41.19	
7	Okerbloom, Neal S	37 SWIA-40 36.91	3	Bisogno, Laurie R	65 MOVY 52.00	8	Biegler-Ciaccio, Leslie	50 IM 42.20	
8	Bergford, Brian	35 CMS 40.00	4	Conway, Mary F	67 MINN 56.00				
			5	Schneider, Mary P	65 WMAC 59.00				
			6	Hoover, Mary C	68 MINN 1:00.72				
			7	Woods, Tina N	60 1776 53.45				
			8	Smath, Meg	61 SKY 53.99				

2017 USMS Summer Nationals - 8/2/2017 to 8/6/2017

Jean K. Freeman Aquatic Center

Meet Program - Sunday, August 6, 2017

Heat 10 (#38 Women 50 LC Meter Breaststroke)

1	Phillips, Nicki J	48 MINN	52.00
2	Rees, Karla E	45 MVM	46.00
3	Salamzadeh, Julie C	48 MINN	45.69
4	Rosenhagen, Erika S	45 ISMT-30	44.63
5	Sommerlad Bednar, Ellen J	46 MINN	45.86
6	Kelly, Colleen	48 MINN	47.55
7	Darling, Karen M	42 IM	45.35
8	Sturdy, Clisty	44 MICH	59.00

Heat 11 of 16 Finals

1	Barry, Amy	46 MINN	43.54
2	Clark, Inge	47 IM	42.58
3	Visser, Linda	47 COOG	38.92
4	Eldridge, Beth	47 MOVY	36.98
5	Dunn, Sara	45 NCMS	37.32
6	Khalil, Heidi G	46 ROSE	41.67
7	Postma, Terri	48 GERM	43.00
8	Peterson, Lisa R	45 MINN	44.08

Heat 12 of 16 Finals

1	Rosenblat, Daniela	42 SFTL	44.12
2	Hughes, Megan M	43 MINN	41.10
3	Jurisch, Theresa M	43 MINN	37.85
4	Glenn, Katie	41 OPA-32	32.47
5	Keiber, Casey M	40 SYSM	33.49
6	Yocum, Kari	40 PALM	38.24
7	France, Jessica L	41 MINN	42.46
8	Olson, Katherine L	40 PMST	44.15

Heat 13 of 16 Finals

1	Kays, Amelia B	38 ALEX	42.88
2	Barbosa, Tatiana B	38 SFTL	40.66
3	Snook, Meredith L	38 TPIT	38.72
4	Hitchcock, Christina	35 SFTL	35.55
5	Melsen, Krisie M	37 MINN	37.40
6	McCabe, Erin	38 ROSE	40.00
7	Glasgow, Ginny Ann	38 LAS	41.70
8	Seidler, Mindy E	38 WMAC	43.22

Heat 14 of 16 Finals

1	LaPoint, Meghan L	34 WMAC	56.00
2	Jeske, Ingrid L	34 ISMT-30	48.10
3	Stone, Katherine	33 JSC-15	43.18
4	Keen, Lindsay	30 JSC-15	38.05
5	Geskos, Evangeline A	34 AGUA	38.20
6	Gaulke, Ashleigh R	31 TFAM-26	43.65
7	Cook, Emily L	31 MESC	53.00

Heat 15 of 16 Finals

2	Harbison, Meredith E	25 JSC-15	42.00
3	Stenroos, Jacqueline C	25 MINN	38.51
4	Sharpe, Anna	25 KM	36.81
5	Taylor, Tori	25 ISWM	36.85
6	Schauwecker, Jessica L	28 FAST	39.50
7	Singleton, Amanda L	28 SFTL	42.20

Heat 16 of 16 Finals

2	Bennett, Alex	21 IAMA	49.00
3	Newkirk, Faith I	21 AGUA	43.13
4	Barsun, Adelheid	21 UC42	40.53
5	Tripps, Gabrielle	21 MINN	42.31
6	Lee, Maeve	21 ISWM	46.68

#41 Men 200 LC Meter IM

Name	Age	Club	Seed Time
------	-----	------	-----------

18-24

1	Granger, Jeremy	24 ROSE	2:19.80
2	Frederick, Aaron D	24 ARMS	2:27.50
3	Klemm, Josh	19 MINN	2:30.47
4	Kelly, Matthew W	21 BOZE	2:32.32
5	Nelson, Daniel E	22 MINN	2:34.00
6	Kolb, William G	22 SKY	2:37.79
7	Vogt, Logan	20 MINN	2:38.59
8	Rodriguez martinez, Adrian M	24 UC38	2:45.32

25-29

1	Sauter, Trace U	29 NCMS	2:29.00
2	Forslund, Cory	28 MINN	2:32.18
3	Jackwin, Eric L	28 SFTL	2:32.56
4	Leung, Brian P	28 SCAQ	2:33.00
5	Eggersgluss, Andrew B	26 MINN	2:52.67

30-34

1	Hauck, Jason D	30 DAMM	2:18.00
2	Anderson, Joseph M	32 MINN	2:20.82
3	Wenzel, Serge	32 SFTL	2:24.42
4	Girard, Matt	31 UC30	2:30.00
5	Rosier, Nicholas	33 NAST	2:34.90
6	Smith, Ben	31 DKTA	2:36.23
7	Duguay, Robert E	32 CONN	3:03.07
8	Peterson, Matland	33 PMST	3:08.20
9	Celis Mejia, Luis Alberto	33 MINN	3:40.00

35-39

1	David, Emmanuel	37 CMS	2:26.01
2	Roper, Matt	36 DAM	2:28.14
3	Batchelder, John R	36 CMS	2:34.87
4	Lofgren, Peter D	37 MINN	2:40.00
5	Okerbloom, Neal S	37 SWIA-40	2:43.14
6	Bouchard, Trevor	35 SCCM	2:45.00
7	Waterson, Kevin	38 DAM	2:46.02

40-44

1	Tiozzo, Eduard	44 SFTL	2:28.00
2	Decker, John R	43 GS	2:34.53
3	Maydak, Jeffrey M	44 NAST	2:34.91
4	Miller, Matt	40 OREG	2:38.42
5	Davis, Andrew J	44 SFTL	2:39.65
6	Palace, Mark	44 SYSM	2:42.96
7	Goldberg, Brian	40 NYAC	2:48.00
8	Colteu, Claudiu	44 FFC-21	2:50.00
9	DeWard, Robert C	43 PSM	2:50.44
10	Graham, David C	43 NEM	2:51.92
11	Glass, Mark W	43 NTXL	3:16.87

45-49

1	Wuchte, Mathew S	47 MICH	2:24.81
2	Tripps, Scott P	48 MINN	2:30.30
3	Koenig, Kit M	48 SFTL	2:38.60
4	Robling, Steve W	47 NCMS	2:40.49
5	Thielen, Aaron	46 IM	2:48.00
6	Cabbage, Sean M	46 MICH	2:58.91
7	Sturdy, Patrick R	48 MICH	3:10.00
8	Lassen, Jason D	45 SFTL	3:10.29

50-54

1	Granger, Nicolas	50 ROSE	2:10.09
2	Harris, Gregory	54 VMST	2:26.56

3	Tuchler, Jim	52 IM	2:26.80
4	Hiltabiddle, Steve	51 1776	2:28.96
5	Livingston, Terry	50 YCFM	2:30.00
6	Segarra, Rafael G	53 SFTL	2:32.40
7	Christensen, Kurt A	51 MICH	2:33.00
8	Dickson, Kurt F	50 ARIZ	2:35.80
9	Hayden, Douglas J	52 MOVY	2:40.00
10	Barringer, Rob	52 CMS	2:41.97
11	Schlichting, Randy J	52 MINN	2:43.56
12	Ruehle, Tom	54 MINN	2:44.12
13	King, Robert E	53 MINN	2:45.00
14	Conrad, Terry J	54 MINN	2:48.00
15	Vogel, Brian	51 WLOO-43	2:59.68
16	Summers, Scott	50 EMSC	3:21.18

55-59

1	Scott, Greg C	58 CMS	2:29.31
2	Guthrie, David M	57 RICE	2:30.01
3	Grisa, Thomas M	55 WMAC	2:36.99
4	Anderson, Bruce A	56 UC38	2:38.62
5	Aubrey, Michael	56 PBM	2:38.64
6	Myers, Ross	58 DAMM	2:40.00
7	Ritchie, Andy	59 SCCM	2:40.28
8	Sherman, Bill	59 MOVY	2:42.60
9	Seibt, Andreas K	59 IM	2:45.00
10	Marks, Ronald L	59 SFTL	2:48.00
11	Davis, William	59 NEM	2:48.82
12	Caudrillier, Francois J	55 PBM	2:49.94
13	Fleming, Patrick R	56 MINN	2:50.00
14	Hugo, John M	57 MINN	2:52.00
15	Treiman, Gerald S	57 UTAH	2:55.51
16	Naroski, Shaun	55 SCCM	3:03.65
17	Patterson, Daniel A	57 UC40-40	3:13.50
18	Burgess, Randal D	59 GWST-30	3:30.36

60-64

1	Sauer, Jim	60 TXLA	2:29.00
2	Hamm, Michael L	60 KM	2:41.41
3	Collier, Scott J	63 AKMS	2:42.74
4	Louie, Jamie	60 CMS	2:48.74
5	Bright, David	64 NEM	2:50.00
6	Haberek, Cork	60 SKY	2:50.54
7	Smith, Darrell J	61 MINN	2:55.00
8	Vandam, David K	62 TXLA	2:55.77
9	Crist, Bruce C	61 SAWS	2:59.70
10	Kahn, Roger	62 SYSM	3:00.00
11	Lamour, Didier B	60 MINN	3:01.00
12	Andersen, Chris D	64 MINN	3:03.50
13	Anderson, Robert L	62 PCCM	3:11.43
14	Tulin, Michael	63 ROSE	4:52.94

65-69

1	Voisard, Brian S	66 WIN	2:52.71
2	MacDonald, Lee H	65 CMS	2:55.00
3	Dougherty, Stephen P	66 1776	2:55.05
4	Ravel, Rick	67 TTEX	3:06.21
5	Millholland, Carl D	65 WMAC	3:06.99
6	Hitch, Walter D	65 ROSE	3:16.00
7	Bovard, Ralph S	65 MINN	3:17.08
8	Stewart, Charles C	66 NORT	3:25.00
9	Pot, Eugene T	67 BUMS	3:44.84
10	Einsidler, Jon E	66 AGUA	3:45.00
11	Fogg, Stephen W	69 PSM	3:54.52

2017 USMS Summer Nationals - 8/2/2017 to 8/6/2017

Jean K. Freeman Aquatic Center

Meet Program - Sunday, August 6, 2017

70-74...(#41 Men 200 LC Meter IM)

1	Couch, Bob E	70 SYSM	2:57.00
2	LeMaster, Stan R	70 SWIA-40	3:09.22
3	Peterson, Steven B	71 PSM	3:17.10
4	Carney, Kent	70 CMS	3:20.00
5	Gemmill, Dave G	70 PSCM	3:20.00
6	Hardy, Rog	71 RICE	3:25.00
7	Pelissier, Jim L	73 MINN	3:26.00
8	Bailey, Conner	71 AMS	3:27.97
9	Elder, James E	74 TOC	3:40.00

75-79

1	Bergman, John	75 MINN	3:31.00
2	Carey, George L	75 UC33	3:33.86
3	Bell, John L	75 SDSM	3:53.17
4	Burgess, Thom	75 CMS	4:10.00
5	Ashare, Edward	76 UC08	5:00.00

80-84

1	Fasbender, Barry A	80 OREG	4:10.40
---	--------------------	---------	---------

#42 Women 200 LC Meter IM

Name	Age	Club	Seed Time
------	-----	------	-----------

18-24

1	Barsun, Adelheid	21 UC42	2:31.40
2	Ruehle, Emma M	19 MINN	2:32.00
3	Cuda, Lauren A	21 MOST	2:40.00
4	McWilliams, Haley A	22 PALM	2:49.79
5	Brady, Parker H	20 MINN	2:54.26

25-29

1	Ballard, Jessica	29 PALM	2:34.67
2	Marks, Jamie L	29 SFTL	2:38.37
3	Nelson, Melissa M	27 MINN	2:41.67
4	Kaiser, Katherine	26 MINN	2:50.64
5	Singleton, Amanda L	28 SFTL	3:00.64
6	Fehl, Gretchen M	27 MMTT	3:08.36
7	Skaar, Jordan M	26 MINN	3:15.00
8	Howell, Polley A	25 NORT	3:45.00

30-34

1	Houston, Katy	30 TOC	2:28.01
2	Peterson, Megan K	34 PMST	2:43.01
3	Togias, Anna	32 NOVA-33	2:43.15
4	Vandam, Kathryn E	32 MINN	2:45.79
5	Gregory, Ashley M	32 MINN	2:51.64
6	Keen, Lindsay	30 JSC-15	2:53.32
7	Hamer, Caitlin E	32 PALM	2:54.79
8	Young, Charley C	30 AGUA	2:57.99
9	O'Connell, Megan	32 WMAC	3:00.00
10	Stone, Katherine	33 JSC-15	3:00.47
11	Rood, Jenny	32 NEM	3:00.90

35-39

1	Hitchcock, Christina	35 SFTL	2:35.13
2	Moro, Erin C	39 PALM	2:39.13
3	Glasgow, Ginny Ann	38 L4S	2:57.61
4	Seidler, Mindy E	38 WMAC	3:13.23
5	McCabe, Erin	38 ROSE	3:15.00
6	Goodwin, Amy	36 IM	3:18.49
7	Stutz, Kathleen J	35 SFTL	3:26.15

40-44

1	Hawley, Rachel A	42 WMAC	2:57.53
2	Peterson, Wendy	43 MINN	2:57.96

45-49

1	Plotz-Saribalas, Amy M	45 NAM	2:40.75
2	Ridge, Jennifer	49 MINN	2:41.67
3	Sands, Liz	49 IM	3:04.00
4	Stewart, Ann K	47 UC50	3:05.00
5	Goodman, Theresa A	45 SKY	3:05.10
6	Rosenhagen, Erika S	45 ISMT-30	3:07.15
7	Weiland, Carole	46 MINN	3:11.15
8	Garland, Sue C	48 NEM	3:13.33
9	Sommerlad Bednar, Ellen J	46 MINN	3:15.03
10	Peterson, Lisa R	45 MINN	3:15.49
11	Rees, Karla E	45 MVM	3:25.00
12	Carel, Sonya	47 MINN	3:35.00
13	Kelly, Colleen	48 MINN	3:39.12

50-54

1	McIntyre, Shannon J	53 PSM	2:40.44
2	Gellatly, Jill E	50 COOG	2:42.00
3	Buck, Corrin C	53 MICH	2:42.59
4	Rojas, Dulce	51 SC	2:49.00
5	Simmons, Cheryl A	50 ROSE	2:49.52
6	Saucy, Stephanie A	54 1776	2:55.15
7	Countryman, Marianne	53 GAJA	2:57.18
8	Vazquez, Maria E	52 NCMS	2:57.33
9	Elias-Williams, Maria L	53 PALM	2:58.81
10	Weiderman, Jennifer	51 CVMM	3:00.79
11	Groves, Lisa J	52 RMST	3:02.24
12	Casey, Joan M	52 MINN	3:09.58
13	Moore, Sally	50 WMAC	3:11.00
14	Dore, Mary G	54 NCMS	3:18.70
15	Rogers, Julie E	50 MICH	3:21.55
16	Phalen, Jennifer R	53 DAM	3:34.62
17	Baker, Michelyn M	53 MINN	3:56.00

55-59

1	Crouch, Kim	56 CMS	2:55.33
2	Scouler, Barbara A	55 MINN	2:55.79
3	Parker Palace, Kelly	56 SYSM	3:01.01
4	Delorey, Laura E	55 NEM	3:13.50
5	Lee, Susan	58 MINN	3:15.50
6	Maleike, Corinna M	57 CMS	3:18.57
7	Kelly, Mary Shawn	55 SFTL	3:24.56
8	Cook, Sally A	56 ROSE	4:15.00

60-64

1	Noyes, Penny P	63 SKY	2:55.00
2	Maltry, Cynthia L	63 ISMT-30	3:15.69
3	Craffey, Joan P	64 BCTM	3:18.00

65-69

1	Lewis, Kathleen	65 TPIT	3:12.00
2	Bierwert, Karen	65 NEM	3:13.52
3	Shaffer, Cynthia E	67 CMS	3:31.74
4	Stringer, Peggy L	66 MM	3:33.38
5	Boslego, Barbara E	66 VMST	3:37.02
6	Asleson, Elke M	65 OREG	3:59.98
7	Lee-Sheridan, Sharon M	65 MINN	4:01.80
8	Fitzpatrick, Maureen	66 PBM	4:08.16

70-74

1	Mymryk, Penny	70 RMSC	3:43.90
2	Larsen, Babs H	70 MINN	4:00.00
3	Waggoner, Gloria	70 KM	4:25.00
4	Christenson, Candy J	70 WMAC	4:25.00

5	Detjen, Carol J	72 MRAY-17	4:52.94
---	-----------------	------------	---------

75-79

1	Meyers, Susan L	75 FACT	3:54.00
2	Dillon Stewart, Jane E	75 WMAC	5:43.40

80-84

1	Varty, Eulah M	83 MANI	5:14.89
---	----------------	---------	---------

95-99

1	Sanddal, Charlotte E	95 MM	8:11.91
---	----------------------	-------	---------

#43 Men 100 LC Meter Butterfly

Lane	Name	Age	Club	Seed Time
------	------	-----	------	-----------

Heat 1 of 15 Finals

1	Treiman, Gerald S	57 UTAH	1:40.91
2	Ashare, Edward	76 UC08	2:17.80
3	Bergman, John	75 MINN	1:38.00
4	Costill, David	81 INDY	1:45.00
5	Fasbender, Barry A	80 OREG	2:15.15
6	Fine, Gary M	67 MINN	1:34.00
7	Rysdon, Jon C	66 RMST	1:40.00

Heat 2 of 15 Finals

1	Straka, Peter	74 SCCM	1:39.90
2	Kleffman, Robin T	70 MINN	1:27.40
3	Borowski, Steve S	70 KONA	1:20.77
4	McPherson, Andrew M	70 DAM	1:15.60
5	Burns, Joel J	71 SFTL	1:17.52
6	Rudloff, Edward	70 TOC	1:25.65
7	Meehan, Tom	70 WMAC	1:30.00
8	Vandam, Gerald E	67 MINN	1:26.82

Heat 3 of 15 Finals

1	Stark, Allen L	68 OREG	1:22.78
2	Childs, Lee	69 PBM	1:15.50
3	Thornton, James S	65 1776	1:14.00
4	Colella, Rick	66 PSM	1:07.00
5	Shead, Timothy M	65 SFTL	1:11.00
6	Kerns, Hubie	68 GRA	1:15.00
7	Bernard, Alan D	68 TAM	1:18.92
8	Jones, Robert B	66 1776	1:23.35

Heat 4 of 15 Finals

1	Larson, Allen J	64 SFTL	1:35.23
2	Wright, Robert E	63 DOC	1:23.22
3	Smith, Darrell J	61 MINN	1:15.38
4	Dodson, Phil L	64 IM	1:14.60
5	Haberek, Cork	60 SKY	1:15.18
6	Kealy, Tom P	61 IAMA	1:19.00
7	Martin, Doug	64 LRM-23	1:30.00

Heat 5 of 15 Finals

1	Hildebrandt, David C	62 GAJA	1:12.92
2	Murtagh, Patrick D	60 MM	1:08.50
3	Ritter, James H	61 CSMT	1:06.50
4	Sauer, Jim	60 TXLA	1:05.00
5	Graham, Donald	63 PSM	1:06.25
6	Hedrick, Trip	63 UC30	1:07.97
7	Vandam, David K	62 TXLA	1:12.77
8	Modjeska, Mark E	64 ARIZ	1:13.00

2017 USMS Summer Nationals - 8/2/2017 to 8/6/2017

Jean K. Freeman Aquatic Center

Meet Program - Sunday, August 6, 2017

Heat 6 (#43 Men 100 LC Meter Butterfly)			Heat 13 of 15 Finals			Heat 4 of 10 Finals		
2 Redding, Steven	50 MINN	1:25.00	2 Schneider, Jeffrey	33 DKTA	1:07.00	1 Delorey, Laura E	55 NEM	1:30.50
3 King, Robert E	53 MINN	1:15.50	3 Smith, Ben	31 DKTA	1:03.10	2 Delmage, Arlene	55 OREG	1:18.23
4 Thompson, Anthony G	53 MOVY	1:13.99	4 Mostafa, Mostafa A	34 AHLY	56.47	3 Kratz, Peggy	57 MINN	1:29.21
5 Fiser, Graeme A	51 SFTL	1:10.77	5 DeBerry, Tyler	33 ARIZ	57.30	4 Hallman-Kenner, Cathy L	52 PALM	1:32.63
6 Camacho, Raymond E	53 WH2O	1:14.00	6 Pedersen, Robert	33 IM	1:06.21	5 Stutz, Kathleen J	35 SFTL	1:34.12
7 Kough, David S	54 MINN	1:17.99	7 Ganiyev, Doston	30 CMS	1:08.72	6 Chaves-Fonnegra, Andia	38 SFTL	1:45.00
Heat 7 of 15 Finals			Heat 14 of 15 Finals			Heat 5 of 10 Finals		
1 Fischer, Kenneth J	57 MINN	1:27.00	1 Carlson, Reid R	27 MINN	1:07.40	1 Casey, Joan M	52 MINN	1:26.41
2 Hendrick, Marty	59 SFTL	1:18.88	2 Hubbard, Max A	26 UC30	1:04.00	2 Tracy, Robin C	53 DKTA	1:22.00
3 Pogue, Jim H	57 MICH	1:15.00	3 Broch, William M	29 NORT	1:02.92	3 Countryman, Marianne	53 GAJA	1:19.28
4 Vargas, Daniel	57 ARIZ	1:13.01	4 Hurko, Matt	26 TOC	56.98	4 Willeboordse, H C Fall	51 BCTM	1:11.20
5 Fleming, Patrick R	56 MINN	1:15.00	5 Auner, Thomas J	27 DAMM	1:00.00	5 Schickore, Jutta	53 DOC	1:15.24
6 Anderson, Rick A	56 MINN	1:17.10	6 Docken, Steffen S	29 DAM	1:03.65	6 Elias-Williams, Maria L	53 PALM	1:20.20
7 Mitchell, Robert E	59 LVM	1:25.16	7 Seaburg, Joshua S	27 MINN	1:05.17	7 Dore, Mary G	54 NCMS	1:25.00
8 Strauss, Ronald E	57 MINN	1:27.30	8 Duncan, Michael W	24 UC30	1:12.92	8 Irish Bostic, Linda	54 PBM	1:30.00
Heat 8 of 15 Finals			Heat 15 of 15 Finals			Heat 6 of 10 Finals		
1 Grisa, Thomas M	55 WMAC	1:11.11	1 St. Vincent, Thomas P	23 RAC-05	1:07.72	1 Keiber, Casey M	40 SYSM	1:15.00
2 Uebele, Keith	56 OREG	1:07.19	2 Marquet, Bryan D	24 PALM	1:05.36	2 McClafferty, Christine	44 OREG	1:11.85
3 Kone, Bruce C	59 RICE	1:07.00	3 Stinar, Matt C	24 UCS2	1:02.17	3 Peterson, Lisa R	45 MINN	1:30.55
4 Sims, David E	55 IM	1:00.55	4 Baetzold, Seth J	22 UC30	1:01.88	4 Braun, Erika L	45 NCMS	1:05.75
5 LaMonica, Mike	57 PBM	1:05.10	5 Petyniak, Jakub	24 CSPM	1:02.00	5 Ridge, Jennifer	49 MINN	1:13.67
6 Richards, Scott J	57 WMAC	1:07.02	6 Danchak, Alexander M	20 GMUP	1:04.57	6 Hughey, Rachel C	39 MINN	1:20.00
7 Wells, Brad R	56 MOVY	1:07.50	7 Kelly, Matthew W	21 BOZE	1:06.13	7 Barbosa, Tatiana B	38 SFTL	1:30.57
8 Mahaffey, Don	57 COOG	1:12.00	8 Rodriguez martinez, Adrian N	24 UC38	1:08.07	8 Bonfitto, Jordan	31 ISWM	1:32.98
Heat 9 of 15 Finals			#44 Women 100 LC Meter Butterfly					
1 Doyle, Michael B	53 NTXL	1:09.19	Lane	Name	Age	Club	Seed	Time
2 Brandt, Mark W	51 IM	1:07.30	Heat 1 of 10 Finals					
3 Moran, Marty	50 MINN	1:04.00	1 Meyers, Susan L	75 FACT	1:55.00			
4 Unruh, Steven L	51 NITR	1:00.12	2 Case, Mary Ann	78 ARIZ	1:52.12			
5 Hiltabiddle, Steve	51 1776	1:01.00	3 Ward, Joy	75 OREG	1:54.33			
6 Bailey, Jeff M	50 MICH	1:07.14	4 Smith, Melinda J	65 O*H*-18	1:55.00			
7 Esko, Kevin L	51 PSM	1:08.99	5 Martin, Michelle E	68 SFTL	2:11.73			
8 Cook, Andy	53 PALM	1:10.25	6 Kranpitz, Nancy	72 WMAC	1:55.00			
Heat 10 of 15 Finals			7 Volz, Kristin R	44 SFTL	2:14.10			
1 Lassen, Jason D	45 SFTL	1:37.40	8 Varty, Eulah M	83 MANI	3:16.30			
2 Wuchte, Mathew S	47 MICH	1:07.65	Heat 2 of 10 Finals					
3 Doane, Michael P	47 UMAC	1:05.36	1 Stringer, Peggy L	66 MM	1:50.75			
4 Lee, Lawrence B	49 NCMS	1:02.76	2 Gettling, Janet	69 OREG	1:42.80			
5 Kroupa, Andy S	48 YCFM	1:05.07	3 Guthrie, Sally K	67 SMST	1:40.03			
6 Doherty, Todd S	46 PSM	1:05.90	4 McCloskey, Cecilia D	67 SFTL	1:20.90			
7 Conley, Scott A	47 WMAC	1:30.00	5 Roche, Carolyn M	66 CMS	1:35.00			
Heat 11 of 15 Finals			6 Tyler, A Susan	69 SNM	1:40.66			
2 Nakahodo, Sidney N	42 BCTM	1:15.26	7 Lindsey, Connie	65 MOST	1:48.00			
3 Tiozzo, Eduard	44 SFTL	1:07.57	8 Asleson, Elke M	65 OREG	1:53.95			
4 Jacobson, Brian L	44 MINN	1:00.24	Heat 3 of 10 Finals					
5 Karren, Kelly S	44 CVMM	1:04.59	1 Rosenblat, Daniela	42 SFTL	1:54.34			
6 Baldwin, Craig M	43 RMST	1:09.66	2 Baldwin, Patricia A	62 SKY	2:06.24			
7 Glass, Mark W	43 NTXL	1:23.04	3 Hildebrandt, Jan D	60 OREG	1:32.60			
Heat 12 of 15 Finals			4 Mann, Melinda J	61 WMAC	1:19.26			
1 Bouchard, Trevor	35 SCCM	1:10.81	5 Valdez, Elaine S	62 MOST	1:21.55			
2 Batchelder, John R	36 CMS	1:05.58	6 Larson, Linda L	62 SFTL	2:00.40			
3 Dallamura, Scott J	39 NCMS	1:04.39	7 Chin-Ogilvie, Adrienne	57 SFTL	1:51.26			
4 Vestrum, Luke A	36 MINN	59.90	8 Henley, Cynthia P	59 SFTL	1:54.56			
5 Virgil, Jeremy C	38 CONN	1:03.88	Heat 4 of 10 Finals					
6 Goler, Jonathan A	37 SFTL	1:04.98				1 Melsen, Krisie M	37 MINN	1:15.57
7 Weber, Matthew J	38 DAS	1:09.89				2 Thureen, Stacey	35 MINN	1:13.92
						3 Miller, Paige	37 MOVY	1:12.00
						4 Moro, Erin C	39 PALM	1:06.90
						5 Watanabe, Naoko	35 TOC	1:09.08
						6 Lilleberg, Tricia M	36 MINN	1:12.19
						7 Congdon, Heather B	39 SFTL	1:14.10
						8 Schneider, Erin E	38 WMAC	1:19.50
			Heat 5 of 10 Finals					
						1 Young, Charley C	30 AGUA	1:18.99
						2 Dahlager, Kelsey L	31 MINN	1:14.02
						3 Frimerman-Bergquist, Sandra	34 MINN	1:13.06
						4 DeRegnier, Katie	30 MINN	1:09.50
						5 Geskos, Evangeline A	34 AGUA	1:12.18
						6 Togias, Anna	32 NOVA-33	1:13.89
						7 Vandam, Kathryn E	32 MINN	1:14.55
						8 Rood, Jenny	32 NEM	1:22.60
			Heat 6 of 10 Finals					
						1 Courbron, Yanghee	29 NEM	1:18.40
						2 Marks, Jamie L	29 SFTL	1:10.24
						3 Prestinario, Amy N	27 WLAC	1:05.29
						4 McDaniel, Michelle	28 MINN	1:10.00
						5 Fieni, Sadie	27 PALM	1:17.33
						6 Fehl, Gretchen M	27 MMTT	1:25.00
			Heat 7 of 10 Finals					
						1 Schmitz, Sydney R	18 MINN	1:17.00
						2 Quinlan, Molly	21 MINN	1:12.16
						3 Barsun, Adelheid	21 UC42	1:07.01
						4 Nelson, Kirsten B	19 MINN	1:10.00
						5 McWilliams, Haley A	22 PALM	1:16.40

National Records

		Men	18-24	Women		
21.78	7/1/12	Josh Schneider	50 M Free	Kara J Denby	7/26/09	26.22
49.37	6/28/12	Josh Schneider	100 M Free	Rachael E Burnett	8/14/14	57.9
01:52.7	8/16/98	Joe P Tristan	200 M Free	Jessica Foschi	8/17/03	02:03.1
04:04.7	8/13/07	Hyun Seung Lee	400 M Free	Julia Stowers	7/5/03	04:16.7
08:44.8	8/6/15	Ryan Rosenbaum	800 M Free	Luane Rowe	8/9/13	09:11.3
16:58.4	8/7/13	Jacob J Jezek	1500 M Free	Luane Rowe	7/5/12	17:22.4
26.91	8/15/05	Dave Rollins	50 M Back	Emile C Ewing	8/5/11	30.84
53.61	6/27/12	Eugene Godsoe	100 M Back	Jenny von Jouanne	7/20/12	01:04.7
02:08.6	8/11/10	Vicente E Andrade	200 M Back	Sarabeth Schweitzer	8/20/00	02:19.7
28.87	8/15/05	Dave Rollins	50 M Breast	Lauren R Greenberg	8/1/15	32.92
01:00.7	8/25/16	Jacob R Montague	100 M Breast	Breeja Larson	7/30/11	01:10.3
02:11.1	6/29/12	Elliot Keefer	200 M Breast	Marissa L Clapp	7/19/09	02:36.6
24.2	8/8/14	Thomas A Shields	50 M Fly	Meg B Gill	7/12/09	28.62
51.29	8/8/14	Thomas A Shields	100 M Fly	Laura M Davis	6/29/08	01:01.0
01:55.1	8/6/14	Thomas A Shields	200 M Fly	Laura M Davis	7/2/08	02:12.8
02:05.8	6/30/16	Jacob R Montague	200 M IM	Laura M Davis	7/1/08	02:16.1
04:44.5	8/21/10	Peter A Galan	400 M IM	Jamie L Marks	8/10/10	05:08.0

		Men	25-29	Women		
21.69	8/10/14	Nathan Adrian	50 M Free	Madison Kennedy	8/10/14	24.83
48.23	4/24/14	Nathan Adrian	100 M Free	Madison Kennedy	8/6/14	54.72
01:50.7	6/26/13	Alex Wold	200 M Free	Sheila Taormina	12/2/95	02:02.1
03:55.0	6/28/13	Alex Wold	400 M Free	Sheila Taormina	12/2/95	04:13.0
08:24.7	6/29/97	Alex Kostich	800 M Free	Rachel Komisarz	7/19/01	08:47.4
16:13.9	8/10/97	Alex Kostich	1500 M Free	Rachel Komisarz	7/19/01	16:39.8
26.05	5/22/11	Adam M Mania	50 M Back	Madison Kennedy	8/8/14	29.15
55.15	8/3/11	Adam M Mania	100 M Back	Kelly M Harrigan	7/31/11	01:06.4
02:07.6	8/23/92	John Keppeler	200 M Back	Diane M Graner-Gallas	8/20/89	02:20.0
27.96	8/4/11	Mark Gangloff	50 M Breast	Katie Meili	6/27/16	30.82
01:00.7	6/28/13	BJ Johnson	100 M Breast	Katie Meili	6/28/16	01:06.1
02:10.1	6/26/13	BJ Johnson	200 M Breast	Justine L Mueller	6/26/13	02:29.9
23.71	8/16/08	Kohei Kawamoto	50 M Fly	Jennifer Brooks	8/3/03	28.19
51.2	7/2/16	Thomas A Shields	100 M Fly	Justine L Mueller	6/27/13	59.99
01:55.8	6/29/16	Thomas A Shields	200 M Fly	Hannah K Saiz	3/4/17	02:11.3
02:04.4	7/14/13	Adam J Ritter	200 M IM	Justine L Mueller	6/29/13	02:14.0
04:20.8	6/27/13	Alex Wold	400 M IM	Sara Shand	7/30/89	05:06.3

		Men	30-34	Women		
21.55	8/10/14	Anthony L Ervin	50 M Free	Erika A Erndl	8/8/09	25.57
48.71	8/6/14	Anthony L Ervin	100 M Free	Erika A Erndl	8/5/09	54.59
01:49.3	8/7/14	Darian R Townsend	200 M Free	Erika A Erndl	8/7/09	01:58.9
03:58.1	7/23/16	Darian R Townsend	400 M Free	Dawn M Heckman	8/3/10	04:17.5
08:40.2	11/14/93	Rowdy Gaines	800 M Free	Dawn M Heckman	5/30/10	08:46.2
16:36.1	8/22/93	Bobby Patten	1500 M Free	Dawn M Heckman	4/25/10	17:07.5
25.13	6/27/13	Adam M Mania	50 M Back	Noriko Inada	7/8/12	28.57
55.3	6/28/13	Adam M Mania	100 M Back	Noriko Inada	8/6/11	01:01.8
02:05.6	7/9/94	Sean Murphy	200 M Back	Sarabeth E Metzger	8/6/09	02:17.6
27.73	6/27/16	Marcus Titus	50 M Breast	Katie McClelland	8/15/08	33.2
01:00.2	6/26/16	Marcus Titus	100 M Breast	Katie McClelland	8/16/08	01:13.3
02:18.0	7/7/12	Gary N Marshall	200 M Breast	Wenke Hansen	8/23/99	02:41.5
23.26	7/13/13	Roland M Schoeman	50 M Fly	Martina Moravcova	6/7/08	27.48
53.36	8/8/14	Darian R Townsend	100 M Fly	Martina Moravcova	6/7/08	58.81
02:03.8	8/12/10	Matt R Haupt	200 M Fly	Kim Vandenberg	6/25/13	02:15.7
02:01.3	8/10/14	Darian R Townsend	200 M IM	Erika A Erndl	8/8/09	02:13.7
04:20.8	7/23/16	Darian R Townsend	400 M IM	Erika A Erndl	6/29/08	04:47.1

		Men	35-39	Women		
23.35	6/30/12	Brian L Jacobson	50 M Free	Erika A Erndl	6/29/13	25.52
51.49	7/16/95	Rowdy Gaines	100 M Free	Erika A Erndl	6/25/13	55.17
01:52.8	8/6/06	Vlad Pyshnenko	200 M Free	Erika A Erndl	6/26/13	02:00.0
04:07.6	7/16/95	Rowdy Gaines	400 M Free	Dawn M Heckman	6/1/12	04:16.2
08:38.7	11/12/95	Rowdy Gaines	800 M Free	Dawn M Heckman	6/3/12	08:47.3
16:32.7	8/14/08	Christopher S Derks	1500 M Free	Heidi S George	8/6/15	17:17.2
27.03	8/8/09	Edilson O Silva	50 M Back	Noriko Inada	8/18/16	28.63
59.18	8/10/06	Michael Ross	100 M Back	Noriko Inada	8/20/16	01:02.2

02:07.2	7/29/01	Ron Karnaugh	200 M Back	Karlyn Pipes-Neilsen	8/10/97	02:18.2
28.53	5/25/09	Jeff P Commings	50 M Breast	Katie Glenn	8/9/13	32.86
01:03.8	7/14/13	Jeff P Commings	100 M Breast	Cynthia J Lewis	5/27/12	01:12.3
02:20.3	8/6/11	Steve T West	200 M Breast	Katie Glenn	8/10/13	02:39.8
24.14	8/15/15	Kohei Kawamoto	50 M Fly	Noriko Inada	8/5/14	27.46
55.43	7/18/15	Tamas Kerekjarto	100 M Fly	Erika A Erndl	6/27/13	59.52
02:04.8	8/1/15	Brent Creager	200 M Fly	Karlyn Pipes-Neilsen	8/10/97	02:20.2
02:05.6	12/7/02	Ronald D Karnaugh	200 M IM	Karlyn Pipes-Neilsen	7/19/97	02:22.4
04:34.1	7/29/01	Ron Karnaugh	400 M IM	Karlyn Pipes-Neilsen	8/15/98	05:02.7

		Men	40-44	Women		
23.31	8/13/14	Brian L Jacobson	50 M Free	Dara G Torres	7/6/08	24.25
51.72	8/1/10	Vlad Pyshnenko	100 M Free	Dara G Torres	7/4/08	53.78
01:53.7	8/2/10	Vlad Pyshnenko	200 M Free	Karlyn Pipes-Neilsen	5/25/03	02:09.0
04:06.7	7/24/09	Erik Hochstein	400 M Free	Janet B Evans	8/13/11	04:22.9
08:37.8	7/25/10	Alex G Kostich	800 M Free	Janet B Evans	6/11/11	08:59.1
16:36.9	7/23/10	Alex G Kostich	1500 M Free	Heidi S George	4/30/17	17:17.6
27.47	8/23/08	Michael S Ross	50 M Back	Erika L Braun	8/8/15	31.38
59.08	8/7/09	Michael S Ross	100 M Back	Jody L Smith	8/7/09	01:07.2
02:11.1	8/16/14	Frederik C Hviid	200 M Back	Jody L Smith	8/6/09	02:23.2
29.02	7/27/14	Jeff P Commings	50 M Breast	Katie Glenn	8/19/16	32.47
01:03.8	7/6/12	Steve T West	100 M Breast	Susan G Von Der Lippe	6/30/08	01:12.1
02:18.6	7/11/15	Steve West	200 M Breast	Susan von der Lippe	8/9/06	02:38.4
25.57	8/6/09	Michael S Ross	50 M Fly	Erika L Braun	6/8/13	28.36
56.43	8/23/08	Michael S Ross	100 M Fly	Susan G Von Der Lippe	6/29/08	01:02.5
02:05.5	7/11/04	Dennis G Baker	200 M Fly	Karlyn Pipes-Neilsen	8/17/03	02:24.8
02:13.7	7/23/16	Jeff P Commings	200 M IM	Susan von der Lippe	8/5/07	02:25.0
04:49.4	8/15/05	Dennis Baker	400 M IM	Karlyn Pipes-Neilsen	8/1/04	05:09.8

		Men	45-49	Women		
24.29	8/10/06	Paul L Smith	50 M Free	Melanie Thomas	8/7/15	27.09
53.77	8/7/16	Nicolas Granger	100 M Free	Melanie Thomas	8/8/15	57.4
01:57.9	8/6/09	Keith M Switzer	200 M Free	Karlyn Pipes-Neilsen	6/13/09	02:10.1
04:09.2	7/19/08	Dennis G Baker	400 M Free	Karlyn Pipes-Neilsen	9/6/08	04:35.8
08:52.0	8/9/10	Jeff T Erwin	800 M Free	Karlyn Pipes-Neilsen	8/5/07	09:24.1
16:38.8	8/10/09	Jeff T Erwin	1500 M Free	Suzanne Heim-Bowen	8/17/03	17:55.8
28.05	6/7/08	Steve Wood	50 M Back	Ellen M Reynolds	7/7/12	31.71
				Ellen M Reynolds	5/22/11	31.71
				Valerie G Jenkins	8/17/08	31.71
01:00.1	6/8/08	Steve Wood	100 M Back	Karlyn Pipes-Neilsen	5/24/09	01:08.1
02:13.4	8/12/12	Rich E Saeger	200 M Back	Karlyn Pipes-Neilsen	5/22/09	02:26.1
30.1	8/19/16	Siphiwe K Baleka	50 M Breast	Susan G Von Der Lippe	7/17/10	33.66
01:07.4	8/16/08	David M Guthrie	100 M Breast	Susan G Von Der Lippe	7/17/10	01:14.4
02:22.5	5/28/17	Steve West	200 M Breast	Caroline Krattli	8/5/07	02:45.2
25.65	7/8/12	Nicholas W Decker	50 M Fly	Wenke K Seider	8/5/14	29.04
56.42	8/4/02	Paul V Carter	100 M Fly	Wenke K Seider	8/6/14	01:05.0
02:04.1	7/19/08	Dennis G Baker	200 M Fly	Karlyn Pipes-Neilsen	6/20/09	02:24.3
02:10.1	8/7/16	Nicolas Granger	200 M IM	Karlyn Pipes-Neilsen	8/16/08	02:27.6
04:46.4	8/5/16	Nicolas Granger	400 M IM	Karlyn Pipes-Neilsen	9/5/08	05:13.8

		Men	50-54	Women		
24.58	8/9/09	Rowdy Gaines	50 M Free	Fall Willeboordse	7/9/16	28.17
54.93	3/21/04	Jack Groselle	100 M Free	Laura B Val	8/19/01	01:01.1
02:00.3	8/13/07	Dan Stephenson	200 M Free	Jill S Hernandez	8/8/13	02:13.2
04:16.6	8/13/07	Dan Stephenson	400 M Free	Jill S Hernandez	8/11/13	04:40.7
08:56.3	8/3/14	Ricardo J Valdivia	800 M Free	Susan H Preston	7/23/16	09:34.1
17:08.3	8/20/00	Jim Mc Conica	1500 M Free	Suzanne M Heim-Bowen	8/14/08	18:32.8
28.6	8/5/11	Steve Wood	50 M Back	Leslie C Livingston	6/22/13	32.41
01:01.9	8/6/11	Steve Wood	100 M Back	Ellen M Reynolds	8/8/14	01:09.3
02:17.6	6/11/12	Michael P Soderlund	200 M Back	Ellen M Reynolds	8/4/14	02:26.6
30.48	8/9/13	David M Guthrie	50 M Breast	Robin C Tracy	8/19/16	37.31
				Caroline Krattli	7/26/15	37.31
01:07.0	8/15/14	David M Guthrie	100 M Breast	Corrin C Popps	8/4/14	01:22.2
02:27.9	7/31/13	David M Guthrie	200 M Breast	Ellen M Reynolds	8/6/16	02:54.0
25.88	8/16/08	Paul V Carter	50 M Fly	Susan O Williams	7/24/16	29.82
57.23	8/15/08	Paul V Carter	100 M Fly	Jill S Hernandez	8/13/11	01:07.8

National Records

02:13.8	7/9/11	Dennis G Baker	200 M Fly	Laura B Val	8/18/01	02:31.6
02:18.1	7/25/09	Jamie Fowler	200 M IM	Ellen M Reynolds	8/7/16	02:31.0
04:56.7	8/5/14	Ricardo J Valdivia	400 M IM	Ellen M Reynolds	8/5/14	05:20.7
Men						
25.01	6/7/09	Jack R Groselle	50 M Free	Laura B Val	8/17/08	28.69
56.07	7/10/15	Steve Wood	100 M Free	Laura B Val	8/16/08	01:02.0
02:04.0	7/26/09	Michael T Mann	200 M Free	Laura B Val	8/13/07	01:02.0
04:22.5	7/25/09	Michael T Mann	400 M Free	Laura B Val	8/6/09	02:16.3
09:00.1	7/24/09	Michael T Mann	800 M Free	Jill S Hernandez	7/26/15	04:46.7
17:22.6	8/10/09	Michael T Mann	1500 M Free	Jill S Hernandez	7/25/15	09:46.6
29.03	8/20/16	Steve Wood	50 M Back	Laura B Val	7/8/07	19:14.7
01:03.5	6/21/15	Steve Wood	100 M Back	Leslie C Livingston	7/10/16	33.08
02:22.7	8/7/15	Craig Petersen	200 M Back	Karlyn A Pipes	7/9/17	01:11.2
30.65	8/19/16	David M Guthrie	50 M Breast	Bonnie M Bilich	6/28/14	02:41.5
01:08.0	7/31/15	David M Guthrie	100 M Breast	Caroline Krattli	1/28/17	37.47
02:30.6	8/21/16	David M Guthrie	200 M Breast	Caroline Krattli	1/28/17	01:21.5
26.86	8/6/09	Gary W Hall	50 M Fly	Caroline Krattli	6/11/17	03:01.7
01:00.6	8/11/12	Paul V Carter	100 M Fly	Leslie C Livingston	7/10/16	30.52
02:19.0	8/7/09	Brad Horner	200 M Fly	Laura B Val	8/9/09	01:09.5
02:20.8	8/9/09	Michael T Mann	200 M IM	Laura B Val	7/8/07	02:41.5
05:04.1	7/26/09	Michael T Mann	400 M IM	Jill S Hernandez	7/26/15	02:38.7
				Laura B Val	7/10/09	05:49.4
Men						
25.23	8/10/06	Richard T Abrahams	50 M Free	Laura B Val	8/6/11	29.31
57.79	6/14/14	Jack R Groselle	100 M Free	Laura B Val	8/5/11	01:03.8
02:09.1	8/6/16	James H Ritter	200 M Free	Laura B Val	6/12/12	02:21.5
04:37.6	6/17/17	James H Ritter	400 M Free	Laura B Val	8/12/12	04:59.8
09:35.5	8/12/12	Jim Mc Conica	800 M Free	Laura B Val	7/8/11	10:27.7
18:12.1	6/6/10	Jim Mc Conica	1500 M Free	Laura B Val	7/8/11	19:52.9
31.33	8/18/16	Andre P Steynberg	50 M Back	Laura B Val	8/9/15	33.86
01:07.9	7/31/16	Tom Barton	100 M Back	Laura B Val	8/9/15	01:14.8
02:28.4	7/30/16	Tom Barton	200 M Back	Laura B Val	7/13/13	02:44.4
32.87	6/13/12	Timothy M Shead	50 M Breast	Laura B Val	8/19/16	39.02
01:13.4	8/8/13	Rick Colella	100 M Breast	Beth A Estel	8/18/16	01:27.2
02:40.5	8/17/14	Rick Colella	200 M Breast	Beth A Estel	8/18/16	01:27.2
27.92	8/15/05	Richard Abrahams	50 M Fly	Lo D Knapp	6/29/14	03:08.1
01:03.0	8/15/05	Richard Abrahams	100 M Fly	Laura B Val	7/8/12	32.27
02:29.1	8/6/11	Lawrence J Day	200 M Fly	Laura B Val	8/4/11	01:12.1
02:22.0	8/17/14	Rick Colella	200 M IM	Laura B Val	8/6/11	02:41.0
05:08.2	8/15/14	Rick Colella	400 M IM	Laura B Val	7/14/13	02:48.0
				Laura B Val	7/8/11	05:56.3
Men						
26.33	8/12/10	Richard T Abrahams	50 M Free	Laura B Val	8/19/16	29.92
01:00.4	8/12/10	Richard T Abrahams	100 M Free	Laura B Val	8/21/16	01:05.5
02:12.5	7/7/16	Rick Colella	200 M Free	Laura B Val	8/18/16	02:25.3
04:54.9	6/7/15	Jim Mc Conica	400 M Free	Dot Munger	8/20/16	05:27.7
10:11.3	6/14/15	Jim Mc Conica	800 M Free	Dot Munger	8/19/16	11:18.2
19:33.4	6/14/15	Jim Mc Conica	1500 M Free	Laura B Val	7/22/16	21:00.2
30.95	7/12/12	Hugh Wilder	50 M Back	Laura B Val	8/20/16	35.46
01:09.8	7/8/12	Hugh Wilder	100 M Back	Laura B Val	8/20/16	01:16.3
02:41.8	8/6/09	Richard Burns	200 M Back	Laura B Val	8/21/16	02:49.4
33.3	8/19/16	Rick Colella	50 M Breast	Dot Munger	8/19/16	41.93
01:15.9	8/18/16	Rick Colella	100 M Breast	Dot Munger	8/18/16	01:34.5
02:41.5	8/21/16	Rick Colella	200 M Breast	Joann Leilich	8/28/05	03:27.0
28.68	8/16/08	Keefe L Ludwig	50 M Fly	Charlotte M Davis	8/21/16	33.66
01:06.5	7/10/16	Lawrence J Day	100 M Fly	Laura B Val	8/18/16	01:13.7
02:33.4	6/12/16	Lawrence J Day	200 M Fly	Shirley A Loftus-Charley	6/17/17	03:17.6
02:25.2	8/19/16	Rick Colella	200 M IM	Laura B Val	7/24/16	02:54.2
05:14.5	8/18/16	Rick Colella	400 M IM	Charlotte M Davis	8/18/16	06:28.6
Men						
27.71	8/7/15	Richard T Abrahams	50 M Free	Diann Uustal	8/19/16	33.52
01:03.3	8/8/15	David Quiggin	100 M Free	Diann Uustal	8/21/16	01:15.3
02:24.4	8/15/14	David Quiggin	200 M Free	Diann Uustal	8/27/16	02:46.6
Women						

05:12.1	5/4/01	Graham Johnston	400 M Free	Carolyn Boak	8/20/16	06:06.4
10:45.9	3/24/02	Graham M Johnston	800 M Free	Lavelle Stoinoff	8/15/04	12:35.1
20:36.6	8/16/01	Graham M Johnston	1500 M Free	Lavelle Stoinoff	7/13/03	24:24.1
33.59	8/11/13	Richard Burns	50 M Back	Diann Uustal	8/20/16	40.82
01:15.1	6/15/13	Richard Burns	100 M Back	Diann Uustal	8/20/16	01:28.6
02:44.6	8/9/13	Richard Burns	200 M Back	Diann Uustal	8/21/16	03:17.8
36.68	8/19/16	Robert Strand	50 M Breast	Margot K Pettijohn	7/9/16	45.13
01:23.6	8/18/16	Robert Strand	100 M Breast	Joann Leilich	7/18/09	01:38.8
03:07.3	8/21/16	Robert Strand	200 M Breast	Joann Leilich	8/20/11	03:34.5
30.06	8/9/15	Richard T Abrahams	50 M Fly	Diann Uustal	6/10/17	35.56
01:12.7	8/7/15	Richard T Abrahams	100 M Fly	Margot K Pettijohn	7/10/16	01:35.1
02:59.2	6/2/13	Robert M Poiletman	200 M Fly	Margot K Pettijohn	7/24/16	03:37.4
02:54.1	8/19/16	Robert Strand	200 M IM	Margot K Pettijohn	6/26/16	03:20.7
06:24.6	5/29/16	Douglas A Springer	400 M IM	Margot K Pettijohn	6/26/16	07:16.2

		Men	75-79	Women		
30.28	7/11/09	David A Radcliff	50 M Free	Gail Roper	8/15/05	36.87
01:06.6	7/12/09	David A Radcliff	100 M Free	Gail Roper	7/31/05	01:26.4
02:25.7	6/6/09	David A Radcliff	200 M Free	Gail Roper	7/31/05	03:13.2
05:17.8	3/7/09	David A Radcliff	400 M Free	Jean Troy	8/11/02	06:55.6
11:07.9	7/10/09	David A Radcliff	800 M Free	June Krauser	9/9/01	14:10.5
21:03.1	7/10/09	David A Radcliff	1500 M Free	Jean Troy	8/17/03	27:09.8
36.14	8/16/08	Yoshi Oyakawa	50 M Back	Doris Steadman	8/23/99	44.43
01:21.0	6/14/09	Burwell Jones	100 M Back	Doris Steadman	8/23/99	01:39.1
02:57.7	6/13/10	Burwell Jones	200 M Back	Doris Steadman	8/23/99	03:39.4
38.89	6/5/16	Mike R Freshley	50 M Breast	Joann Leilich	7/19/14	47.1
01:27.7	8/18/16	Mike R Freshley	100 M Breast	Joann Leilich	8/15/14	01:42.2
03:13.9	8/21/16	Mike R Freshley	200 M Breast	Joann Leilich	7/19/14	03:40.8
33.83	8/21/16	Mike R Freshley	50 M Fly	Gail Roper	8/1/04	44.95
33.83	6/8/13	John C Smith		Mary Ann Case	8/6/14	01:52.1
01:31.9	5/1/10	Burwell Jones	100 M Fly	June Krauser	6/24/01	04:10.7
03:18.1	6/6/15	Richard W Kitchell	200 M Fly	Joann Leilich	6/22/14	03:48.3
02:59.0	8/7/16	Mike R Freshley	200 M IM	June Krauser	6/10/01	07:51.7
06:34.9	8/5/16	Mike R Freshley	400 M IM			

		Men	80-84	Women		
32.18	7/1/17	Jeff Farrell	50 M Free	Gail P Roper	3/7/09	38.64
01:11.8	8/23/14	David A Radcliff	100 M Free	Gail P Roper	3/7/09	01:27.6
02:40.2	8/24/14	David A Radcliff	200 M Free	Jean Troy	6/10/07	03:27.3
05:45.2	8/23/15	David A Radcliff	400 M Free	Jean Troy	6/10/07	07:24.5
11:49.3	8/22/14	David A Radcliff	800 M Free	Jean Troy	7/15/07	15:12.9
22:16.9	5/31/14	David A Radcliff	1500 M Free	Jean Troy	7/15/07	29:04.8
39.18	8/8/15	Yoshi Oyakawa	50 M Back	Bunny Cederlund	3/29/02	46.39
01:31.1	6/8/13	Clarke E Mitchell	100 M Back	Betty S Lorenzi	8/7/09	01:47.3
03:16.2	6/7/13	Burwell Jones	200 M Back	Betty S Lorenzi	3/13/10	03:53.1
44.41	5/20/12	Bob Best	50 M Breast	Ann M Hirsch	8/4/11	53.4
01:43.2	4/19/08	Robert C MacDonald	100 M Breast	Ann M Hirsch	8/5/11	01:57.2
03:47.8	6/23/07	Al Craig	200 M Breast	Ann M Hirsch	7/10/11	04:17.6
38.75	6/8/13	Clarke E Mitchell	50 M Fly	Gail P Roper	3/7/09	47.37
01:43.9	8/6/14	William J Lauer	100 M Fly	Lois Nochman	5/21/04	02:06.6
03:54.5	8/10/06	Thomas O Maine	200 M Fly	Lois Nochman	5/22/04	04:34.9
03:24.8	6/17/17	David Costill	200 M IM	Ann M Hirsch	7/10/11	04:18.3
07:39.7	8/5/14	William J Lauer	400 M IM	Jean Troy	6/10/07	09:32.4

		Men	85-89	Women		
35.77	8/15/98	Woody W Bowersock	50 M Free	Jean D Troy	7/15/12	44.97
01:23.3	6/6/10	Frank M Piemme	100 M Free	Jean D Troy	6/9/12	01:43.7
03:07.0	6/26/16	Graham M Johnston	200 M Free	Jean D Troy	7/14/12	03:49.7
06:38.9	6/26/16	Graham M Johnston	400 M Free	Jean D Troy	7/15/12	08:06.0
14:23.4	7/9/16	Graham M Johnston	800 M Free	Nan Bohl	7/19/14	16:48.1
27:50.0	7/29/16	Graham M Johnston	1500 M Free	Margery Meyer	7/10/09	32:11.5
42.04	6/17/17	Clarke E Mitchell	50 M Back	Betty S Lorenzi	7/7/12	51.81
01:38.1	6/17/17	Clarke E Mitchell	100 M Back	Betty S Lorenzi	3/10/12	01:53.3
04:04.3	6/14/08	Willard J Lamb	200 M Back	Betty S Lorenzi	3/9/13	04:01.1
49.49	7/24/10	Frank Piemme	50 M Breast	Nan Bohl	7/19/14	01:01.4
01:51.8	7/24/10	Frank M Piemme	100 M Breast	Nan Bohl	7/12/14	02:20.5

National Records

04:10.7	7/22/12	Al Craig	200 M Breast	Ann M Hirsch	8/6/16	05:04.2
45.63	7/3/10	Frank M Piemme	50 M Fly	Lois Kivi Nochman	6/7/09	01:01.9
01:55.2	8/3/10	Thomas O Maine	100 M Fly	Lois Kivi Nochman	8/7/09	02:23.9
04:15.9	7/11/10	Thomas O Maine	200 M Fly	Lois Kivi Nochman	7/25/09	05:07.6
03:51.2	8/3/10	Thomas O Maine	200 M IM	Ann M Hirsch	8/6/16	05:00.5
08:21.8	7/11/10	Thomas O Maine	400 M IM	Betty J Russ	6/30/12	10:41.2
Men						
39.19	6/23/03	Woody Bowersock	90-94	Women		
01:41.9	5/31/14	Willard J Lamb	50 M Free	Jean D Troy	6/11/17	52.09
03:41.8	8/8/13	Willard J Lamb	100 M Free	Jean D Troy	7/8/17	01:58.9
08:01.6	8/24/14	Willard J Lamb	200 M Free	Jean D Troy	6/11/17	04:18.9
16:28.4	8/9/13	Willard J Lamb	400 M Free	Rita Simonton	8/3/08	09:04.9
31:12.8	5/31/14	Willard J Lamb	800 M Free	Rita Simonton	8/14/08	18:53.6
51.94	8/15/14	Alan Weeden	1500 M Free	Rita Simonton	6/1/08	36:02.2
01:59.9	5/31/14	Willard J Lamb	50 M Back	Aileen Soule	8/25/96	01:03.5
04:20.1	5/31/14	Willard J Lamb	100 M Back	Aileen Soule	8/25/96	02:23.2
01:01.6	6/10/07	Brud Cleaveland	200 M Back	Aileen Soule	6/29/97	05:29.1
02:23.5	5/15/10	Raymond I Hakomaki	50 M Breast	Jean D Troy	6/11/17	01:14.0
05:12.3	6/21/15	Thomas O Maine	100 M Breast	Jean D Troy	6/10/17	02:43.0
01:00.3	8/11/03	Walter Pfeiffer	200 M Breast	Jean D Troy	7/8/17	05:52.5
02:23.6	6/6/15	Thomas O Maine	50 M Fly	Charlotte E Sanddal	6/8/13	01:29.4
05:19.2	6/6/15	Thomas O Maine	100 M Fly			
04:35.6	6/21/15	Thomas O Maine	200 M Fly			
09:56.4	6/6/15	Thomas O Maine	200 M IM	Rita Simonton	8/16/08	06:30.1
		Thomas O Maine	400 M IM			
Men						
55.88	8/2/98	Gus Langner	95-99	Women		
02:29.3	8/23/98	Gus Langner	50 M Free	Maurine E Kornfeld	8/6/16	01:04.0
05:13.2	8/23/98	Gus Langner	100 M Free	Maurine E Kornfeld	8/7/16	02:22.7
11:30.5	8/23/98	Gus Langner	200 M Free	Maurine E Kornfeld	8/18/16	05:03.5
22:28.3	8/23/98	Gus Langner	400 M Free	Maurine E Kornfeld	8/6/16	10:12.5
47:30.4	8/23/99	Gus Langner	800 M Free	Maurine E Kornfeld	6/11/17	21:53.1
01:18.9	8/20/89	Gus Langner	1500 M Free	Rita Simonton	6/2/13	41:39.7
03:04.4	8/9/08	Tom Lane	50 M Back	Rita Simonton	8/10/13	01:14.3
06:38.7	8/9/08	Gary J Weisenthal	100 M Back	Rita Simonton	8/8/13	02:42.7
01:26.6	8/23/98	Gary J Weisenthal	200 M Back	Maurine E Kornfeld	5/29/16	05:42.6
03:16.6	6/21/14	Gus Langner	50 M Breast			
07:11.7	7/12/14	Bud Jackson	100 M Breast			
02:01.4	6/1/08	Bud Jackson	200 M Breast			
04:09.5	6/1/08	Walter R Pfeiffer	50 M Fly			
14:05.3	6/1/08	Walter R Pfeiffer	100 M Fly			
08:56.0	6/1/08	Walter R Pfeiffer	200 M Fly			
17:29.2	6/1/08	Walter R Pfeiffer	200 M IM			
		Walter R Pfeiffer	400 M IM			
Men						
01:40.5	7/9/94	Tom Lane	100-104	Women		
04:06.0	7/9/94	Tom Lane	50 M Free	Anne A Dunivin	6/4/16	02:43.8
01:50.7	7/9/94	Tom Lane	100 M Free	Anne A Dunivin	6/4/16	05:42.8
04:13.8	7/9/94	Tom Lane	50 M Back	Anne A Dunivin	6/4/16	12:06.1
09:04.3	7/9/94	Tom Lane	100 M Back			
		Tom Lane	200 M Back			

Relay Records

USMS Long Course Meters Relay Records 07/14/2017

Age Group	Event	Time	Team	Date	Swimmers			
M25+	200 M Free Relay	1:38.14L	THE OLYMPIC CLUB	8/29/82	Joseph Bottom	Bill Barthold	Scott A Brown	James M Griffith
M35+	200 M Free Relay	1:44.02L	SAN DIEGO SWIM MASTERS	- '83	George Hill	Ben Wisckol	Alfredo Guzman	Carl F Neuman
M45+	200 M Free Relay	1:48.76L	THE OLYMPIC CLUB	- '83	Donald P Hill	James C Bohan	Philip Gay	Edward A Hinshaw
M55+	200 M Free Relay	2:00.28L	ILLINOIS MASTERS	9/2/78	Whitney Pearson	William Baugher	Jurgen B Schmidt	Frank Havlicek
M65+	200 M Free Relay	2:13.69L	MIDDLE ATLANTIC MASTERS	8/26/84	Birch Davidson	David J Rowan	Cal Schaeffer	Harry W Rawstrom
M75+	200 M Free Relay	3:13.54L	JERSEY MASTERS	8/26/84	Oscar Sigrist	Sidney Silbert	Henry Strothmann	Dan Dotterweich
M72-99	200 M Free Relay	1:38.83L	UNIVERSITY SAN FRANCISCO	7/14/13	Jack W Dillane	Nathan Vizcarra	Dash I Rothberg	Jackson Z Wang
M100-119	200 M Free Relay	1:34.24L	THE OLYMPIC CLUB	8/10/13	Kevin Ferguson	Trent T Holsman	Scott C Greenwood	Christopher J Talbott
M120-159	200 M Free Relay	1:34.82L	SOUTHERN CAL AQUATIC MAST	7/26/09	Matthew Cornue	Erik Hochstein	Erik D Tolmachoff	Christopher E Beach
M160-199	200 M Free Relay	1:36.28L	TEAM TYR	8/8/06	Matthew S Eisenhuth	John Smith	Rich Saeger	Paul Smith
M200-239	200 M Free Relay	1:38.24L	COLORADO MASTERS	8/8/06	Jack R Groselle	Trip Hedrick	Steve Wood	Richard Abrahams
M240-279	200 M Free Relay	1:42.40L	SARASOTA Y SHARKS	8/19/16	Steve Wood	Doug Martin	Trip Hedrick	Jack R Groselle
M280-319	200 M Free Relay	1:56.91L	GOLD COAST MASTERS	8/15/14	David Quiggin	David J Painter	Keefe L Ludwig	Lee Childs
M320-359	200 M Free Relay	2:24.56L	OREGON MASTERS	8/19/16	Jose E Ferraz	Willard J Lamb	Frank J Philipps	David A Radcliff
M360-399	200 M Free Relay	3:46.35L	COAST MASTERS	8/15/05	Dick Westerfield	Walter R Pfeiffer	Robert Christains	Woody Bowersock
M72-99	400 M Free Relay	3:41.87L	SAN MATEO MASTER MARLINS	6/28/14	Erik Rennspiess	Alex Navarro	Carlos F Sanchez	Kawei Tan
M100-119	400 M Free Relay	3:37.49L	YMCA INDY SWIMFIT	8/8/09	Chris A Clarke	Daniel Michael	Grant Wieczorek	Ben J Christoffel
M120-159	400 M Free Relay	3:34.83L	MICHIGAN MASTERS	8/8/09	Kevin Doak	Alec Mull	Cameron S Mull	Patrick M Saucedo
M160-199	400 M Free Relay	3:38.60L	LONGHORN AQUATICS	7/3/11	Tyler J Blessing	Mike J Varozza	Anders M Rasmusser	Chris M Eckerman
M200-239	400 M Free Relay	3:52.34L	LONGHORN AQUATICS	8/12/12	Mike J Varozza	Jim Sauer	David M Guthrie	Anders M Rasmussen
M240-279	400 M Free Relay	4:07.77L	VENTURA COUNTY MASTERS	8/15/15	Hubie Kerns	Glenn A Gruber	Michael J Blatt	Mike G Shaffer
M280-319	400 M Free Relay	4:27.17L	PALM BEACH MASTERS	6/18/17	Lee Childs	Keefe L Ludwig	George L Schmidt	David Quiggin
M320-359	400 M Free Relay	5:52.37L	SAN DIEGO SWIM MASTERS	8/5/07	Frank Piemme	Donald J Hubbard	Bob Best	Jurgen Schmidt
M360-399	400 M Free Relay	10:43.13L	COAST MASTERS	8/5/07	Robert W Christians	Walter Pfeiffer	Wayne Mc Farland	Woody Bowersock
M72-99	800 M Free Relay	8:12.62L	GOLDEN ROAD AQUATICS	8/6/16	Alexander M Aceino	Nicholas Korth	Nickolas Popov	Fabrice Wendel
M100-119	800 M Free Relay	8:04.17L	SANTA CLARA SWIM CLUB MAS	5/29/94	Sergey O Mariniuk	Franz Mortensen	James G Parrack	Mike Moore
M120-159	800 M Free Relay	8:03.21L	SOUTHERN CAL AQUATIC MAST	7/25/09	David A Schlesinger	Dan Wegner	Matthew J Harrigan	Erik Hochstein
M160-199	800 M Free Relay	8:15.15L	TEAM TYR	7/16/06	Rich E Saeger	Paul Smith	Michael Ruffner	Dan Wegner
M200-239	800 M Free Relay	8:41.77L	ARIZONA MASTERS	6/8/12	Jeffrey S Utsch	Kurt F Dickson	Scott D Shake	Barry Roth
M240-279	800 M Free Relay	9:09.92L	STANFORD MASTERS SWIMMIN	7/22/16	Tim Broderick	Steven H Strong	James E Kemp	Darren D Phelan
M280-319	800 M Free Relay	10:28.53L	OREGON MASTERS	8/24/13	Tom Landis	David A Radcliff	Bob A Bruce	Steve M Johnson
M320-359	800 M Free Relay	14:03.88L	MASTERS OF SOUTH TEXAS	8/11/12	Joe E Gray	Graham M Johnston	Louis M Raiborn	William V Blake
M360-399	800 M Free Relay	25:29.59L	COAST MASTERS	8/5/07	S Wayne McFarland	Robert W Christians	Walter Pfeiffer	Woody Bowersock
M25+	200 M Medley Relay	1:50.00L	TROJAN SWIM CLUB	9/1/80	Michael Stamm	Mark W Chatfield	Michael R Heather	Rick A Kozlowski
M35+	200 M Medley Relay	1:57.15L	MINNESOTA MASTERS	- '83	Mark A Litman	Virgil Luken	Robin T Kleffman	Bob W Davidson
M45+	200 M Medley Relay	2:06.03L	THE OLYMPIC CLUB	- '83	Edward A Hinshaw	Philip Gay	James C Bohan	Donald P Hill
M55+	200 M Medley Relay	2:16.81L	NEW ENGLAND MASTERS	- '83	Irving Katz	F H Ted Haartz	Win B Wilson	Ernie Hulme
M65+	200 M Medley Relay	2:39.21L	MIDDLE ATLANTIC MASTERS	8/26/84	David J Rowan	Cal Schaeffer	Birch Davidson	Harry W Rawstrom
M75+	200 M Medley Relay	3:48.96L	JERSEY MASTERS	8/6/84	Oscar Sigrist	Henry Strothmann	Sidney Silbert	Dan Dotterweich
M72-99	200 M Medley Relay	1:49.35L	THE OLYMPIC CLUB	8/27/95	Mike Colley	Jamie T Patrick	Brad Budney	Greg Larson
M100-119	200 M Medley Relay	1:48.46L	HOUSTONION CLUB	8/20/90	Clay Britt	Dean E Putterman	Robert J Killeen	James M Pringle
M120-159	200 M Medley Relay	1:46.23L	MICHIGAN MASTERS	8/8/09	Kevin Doak	Patrick M Saucedo	Cameron S Mull	Alec Mull
M160-199	200 M Medley Relay	1:47.72L	TEAM TYR	8/8/06	Rich E Saeger	Greg Rhodenbaugh	Paul Smith	John Smith
M200-239	200 M Medley Relay	1:50.83L	COLORADO MASTERS	8/8/06	Steve Wood	Jack R Groselle	Trip Hedrick	Richard Abrahams
M240-279	200 M Medley Relay	1:57.46L	SARASOTA Y SHARKS	8/21/16	Steve Wood	Jack R Groselle	Trip Hedrick	Doug Martin
M280-319	200 M Medley Relay	2:16.74L	SAN DIEGO SWIM MASTERS	8/9/09	Vinus Van Baalen	Peter Andersen	Keefe L Ludwig	Donald J Hubbard
M320-359	200 M Medley Relay	2:59.66L	SAN DIEGO SWIM MASTERS	8/8/13	Frank Tanner	Bob Best	Mike R Freshley	Donald J Hubbard
M360-399	200 M Medley Relay	4:13.67L	COAST MASTERS	8/15/05	Robert W Christians	Dick Westerfield	Walter Pfeiffer	Woody Bowersock
M72-99	400 M Medley Relay	4:11.46L	GREATER INDIANA	7/18/99	Dennis M Pette	Ben J Christoffel	Grant M Comer	Adam S Dawkins
M100-119	400 M Medley Relay	4:06.58L	YMCA INDY SWIMFIT	8/8/09	Grant Wieczorek	Ben J Christoffel	Daniel Michael	Wesley J Merkle
M120-159	400 M Medley Relay	4:00.06L	MICHIGAN MASTERS	8/8/09	Kevin Doak	Patrick M Saucedo	Cameron S Mull	Alec Mull
M160-199	400 M Medley Relay	4:02.07L	STAN	5/10/15	Rick Gould	BJ Johnson	Darren D Phelan	Mike Pyle
M200-239	400 M Medley Relay	4:13.76L	LONGHORN AQUATICS	8/11/12	Anders M Rasmussen	David M Guthrie	Jim Sauer	Mike J Varozza
M240-279	400 M Medley Relay	4:40.96L	VENTURA COUNTY MASTERS	8/7/16	Jim Mc Conica	Hubie Kerns	Mike G Shaffer	Glenn A Gruber
M280-319	400 M Medley Relay	5:19.67L	PALM BEACH MASTERS	6/17/17	David Quiggin	George L Schmidt	Lee Childs	Keefe L Ludwig
M320-359	400 M Medley Relay	7:02.70L	GEORGIA MASTERS	6/21/14	Clarke E Mitchell	David W Miller	Hal F Stolz	Irwin W Stolz
M360-399	400 M Medley Relay	12:59.05L	COAST MASTERS	8/5/07	Woody W Bowersock	Bob Christians	Walter Pfeiffer	Wayne Mc Farland
W25+	200 M Free Relay	1:55.69L	MICHIGAN MASTERS	8/26/83	Melinda J Whitcomb	Barbara E Church	Lynne M Allsup	Marilyn E Early
W35+	200 M Free Relay	2:05.62L	NEW ENGLAND MASTERS	8/20/85	Evelyn M Hausberger	Stephanie Walsh	Anne M Page	Sue Tandy
W45+	200 M Free Relay	2:19.85L	RINCONADA MASTERS	9/6/74	Ruth H Stimpson	Gail Roper	Sally G Scholer	Berna M Bennett

Relay Records

W55+	200 M Free Relay	2:36.98L	CONNECTICUT MASTERS	- -79	Nancy C Phillips	Dorothy L Donnelly	Jean Booth Pieretti	Ruth B Billard
W65+	200 M Free Relay	3:12.11L	DC MASTERS	8/26/84	Nancy G Clark	Mary Lathram	Helen F Hummer	Lorraine E Murphy
W75+	200 M Free Relay	4:42.97L	HUMUHUMUNUKUNUKUAPUA	- -85	Doris Young	Jerry Bennett	Myrtle Smith	Ann Thompson
W72-99	200 M Free Relay	1:53.83L	FT LAUDERDALE AQUATICS	8/8/09	Natalie N Pike	Meaghan R Bresnaha	Kate Alyabyeva	Jennifer M Martin
W100-119	200 M Free Relay	1:50.04L	ARIZONA MASTERS	7/30/11	Kelly M Harrigan	Breeja Larson	Lindsey E Urbatchka	Hannah Caldas
W120-159	200 M Free Relay	1:50.53L	N CAROLINA MASTERS SWIMM	6/9/13	Ruth N Jones	Celia Wolff	Alicia K Uhl	Erika L Braun
W160-199	200 M Free Relay	1:48.44L	TEAM TYR	8/8/06	Cheri Hart	Collette Sappey	Anna Pettis-Scott	Susan Von Der Lippe
W200-239	200 M Free Relay	1:57.21L	PACIFIC NORTHWEST AQUATIC	8/8/06	Lisa Dahl	Debbie Glassman	Charlotte Davis	Mary Lippold
W240-279	200 M Free Relay	2:05.62L	PUGET SOUND MASTERS	8/19/16	Lisa A Dahl	Mary B Lippold	Linda Chapman	Charlotte M Davis
W280-319	200 M Free Relay	2:29.97L	VIRGINIA MASTERS SWIM TEAM	8/15/14	Johnnie Detrick	Beth Schreiner	Terry Sue M Gault	Marcia L Barry
W320-359	200 M Free Relay	3:27.23L	VIRGINIA MASTERS SWIM TEAM	8/8/09	Barbara M Zaremski	Terry Sokolik	Marianna Berkley	Jeanne H Meredith
W72-99	400 M Free Relay	4:19.34L	LAS VEGAS MASTERS	7/24/10	Shannon J Colavito	Christine Smith	Megan D Kelley	Samantha Pearson
W100-119	400 M Free Relay	4:19.02L	WOODLANDS MASTERS SWIM T	7/19/09	Laura K Koch Davis	Jaclyn B Kenline	Alana N Bergfield	Rachel C Armstrong
W120-159	400 M Free Relay	4:17.94L	STANFORD MASTERS SWIMMIN	7/31/94	Martie Mc Kinney	Christine H Chicheste	Danielle Ogier	Kana Shibuya
W160-199	400 M Free Relay	4:06.90L	NORTH CAROLINA MASTERS	6/14/15	Erika L Braun	Jennifer Stringer	Alicia K Uhl	Kerry Lindauer
W200-239	400 M Free Relay	4:26.53L	UCLA BRUIN MASTERS	7/6/14	Erika M Stebbins	Christie Ciraulo	Veronica Hibben	Laurie Z Dodd
W240-279	400 M Free Relay	4:49.89L	PLANO WETCATS	7/20/14	Janie Cole	Krissy Maccurdy	Christina J McKelvey	Lynn Morrison
W280-319	400 M Free Relay	5:45.80L	VIRGINIA MASTERS SWIM TEAM	6/22/13	Marcia L Barry	Johnnie Detrick	Laura S Walker	Shirley A Loftus-Charl
W320-359	400 M Free Relay	8:57.69L	FLORIDA MAVERICK MASTERS	1/13/02	Kay M Schimpf	Peggy M Hughes	June B Reynolds	Florence E Carr
W72-99	800 M Free Relay	9:33.71L	LAS VEGAS MASTERS	7/24/10	Megan D Kelley	Christine Smith	Shannon J Colavito	Samantha Pearson
W100-119	800 M Free Relay	9:32.67L	SAN DIEGO SWIM MASTERS	7/22/12	Emily Finanger	Erin J Hunter	Kendra Ksiazek	Emily S Parker
W120-159	800 M Free Relay	9:41.97L	GOLD COAST MASTERS	7/24/99	Tracie A Moll	Gina L Derks-Gardner	Jamie S Herrington	Carolyn Victoria
W160-199	800 M Free Relay	9:18.33L	NORTH CAROLINA MASTERS	6/14/15	Erika L Braun	Jennifer Stringer	Alicia K Uhl	Kerry Lindauer
W200-239	800 M Free Relay	9:37.01L	UCLA BRUIN MASTERS	7/6/14	Erika M Stebbins	Christie Ciraulo	Veronica Hibben	Laurie Z Dodd
W240-279	800 M Free Relay	10:49.07L	PALM BEACH MASTERS	6/12/16	Darcy H LaFountain	Fran E Hare	Laurie E Samuelson	Chris Wenzel
W280-319	800 M Free Relay	13:30.52L	VIRGINIA MASTERS SWIM TEAM	6/21/14	Shirley A Loftus-Charl	Laura S Walker	Johnnie Detrick	Marcia L Barry
W320-359	800 M Free Relay	19:29.28L	FLORIDA MAVERICK MASTERS	1/13/02	Kay M Schimpf	Peggy M Hughes	June B Reynolds	Florence E Carr
W25+	200 M Medley Relay	2:10.63L	MICHIGAN MASTERS	8/25/83	Barbara E Church	Melinda J Whitcomb	Lynne M Allsup	Marilyn E Early
W35+	200 M Medley Relay	2:21.33L	NEW ENGLAND MASTERS	8/26/84	Evelyn M Hausberger	Stephanie Walsh	Anne M Page	Sue Tendy
W45+	200 M Medley Relay	2:36.50L	DC MASTERS	8/26/84	Judith M Collins	Betty M Brey	Joann Leilich	Dorothy F Gates
W55+	200 M Medley Relay	3:06.64L	SANTA BARBARA SWIM CLUB	- -80	Dorothy S La Chasse	Joy E Mc Daris	Shirley E Erickson	Sandy C Stinson
W65+	200 M Medley Relay	3:40.14L	NEW ENGLAND MASTERS	8/20/85	Mardie L Brown	Betty Spears	Jean B Baker	Barbara Heckert
W75+	200 M Medley Relay	6:38.30L	HUMUHUMUNUKUNUKUAPUA	- -85	Irva Brubacher	Myrtle Smith	Jerry Bennett	Doris Young
W72-99	200 M Medley Relay	2:08.86L	FT LAUDERDALE AQUATICS	8/8/09	Natalie N Pike	Meaghan R Bresnaha	Kate Alyabyeva	Jennifer M Martin
W100-119	200 M Medley Relay	2:01.91L	ARIZONA MASTERS	7/31/11	Kelly M Harrigan	Breeja Larson	Lindsey E Urbatchka	Hannah Caldas
W120-159	200 M Medley Relay	2:04.19L	GOLD COAST MASTERS	8/23/98	Beth L Gardner	Susie L Geyer	Tracie A Moll	Jamie S Herrington
W160-199	200 M Medley Relay	2:04.75L	TEAM TYR	8/8/06	Jennifer Stein	Susan Von der Lippe	Betsy Cleary	Collette Sappey
W200-239	200 M Medley Relay	2:10.98L	OREGON MASTERS	8/17/08	Karen Andrus-Hughes	Becky C Obletz	Arlene Delmage	Robin B Parisi
W240-279	200 M Medley Relay	2:24.95L	NEW ENGLAND MASTERS	8/7/14	Diann B Uustal	Beth A Estel	Laura E Delorey	Jacki Hirsty
W280-319	200 M Medley Relay	2:53.85L	OREGON MASTERS	8/21/16	Joy Ward	Janet Gettling	Sandi Rousseau	Rebecca L Kay
W320-359	200 M Medley Relay	3:47.69L	FLORIDA AQUATIC COMBINED T	3/21/09	Betty S Lorenzi	Sylvia Eisele	Nancy N Durstein	Joan K Campbell
W72-99	400 M Medley Relay	4:52.87L	LAS VEGAS MASTERS	7/24/10	Samantha Pearson	Christine Smith	Megan D Kelley	Shannon J Colavito
W100-119	400 M Medley Relay	4:49.16L	YMCA INDY SWIMFIT	8/8/09	Brooke N Taflinger	Clare E Hine	Jenny W Weaver	Megan E Sobacki
W120-159	400 M Medley Relay	4:38.85L	ILLINOIS MASTERS	8/8/09	Jennifer Ridge	Nadine K Day	Jennifer L Iverson	Kimberly J Stevens
W160-199	400 M Medley Relay	4:41.71L	NORTH CAROLINA MASTERS	6/13/15	Erika L Braun	Kerry Lindauer	Alicia K Uhl	Jennifer Stringer
W200-239	400 M Medley Relay	4:58.86L	NORTH TEXAS LONESTARS	7/30/16	Stephanie Stone	Krissy Maccurdy	Maureen Rea	Kristin W Henderson
W240-279	400 M Medley Relay	5:33.65L	OREGON MASTERS	7/9/11	Joy Ward	Ginger L Pierson	Colette M Crabbe	Karen Andrus-Hughes
W280-319	400 M Medley Relay	6:54.11L	VIRGINIA MASTERS SWIM TEAM	6/21/14	Marcia L Barry	Johnnie Detrick	Shirley A Loftus-Charl	Laura S Walker
W320-359	400 M Medley Relay	10:19.75L	FLORIDA MAVERICK MASTERS	1/13/02	Peggy M Hughes	June B Reynolds	Jean D Troy	Kay M Schimpf
X25+	200 M Free Relay	1:47.20L	DC MASTERS	8/26/84	Jacki Hirsty	Susan K Skiff	Matthew H Kanzler	Tom Wolf
X35+	200 M Free Relay	1:53.43L	NEW ENGLAND MASTERS	8/20/85	Homer W Lane	Fred J Schlicher	Anne M Page	Sue Tendy
X45+	200 M Free Relay	2:01.61L	PACIFIC NORTHWEST AQUATIC	8/29/82	Juanita C Correa	David R Addleman	Susan W Dearborn	Lowell E Johnson
X55+	200 M Free Relay	2:15.26L	CONNECTICUT MASTERS	9/2/78	Jean Pieretti	Dorothy L Donnelly	Bud Erich	Robert Knapp
X65+	200 M Free Relay	2:29.99L	DC MASTERS	8/26/84	Frank M Murphy	Nancy G Clark	Helen F Hummer	Kelley B Lemmon
X75+	200 M Free Relay	4:11.34L	HUMUHUMUNUKUNUKUAPUA	8/29/82	John Anderson	Eleanor Anderson	Hazel Montgomery	Nils Thompson
X72-99	200 M Free Relay	1:47.94L	CONEJO SIMI AQUATIC MASTEF	7/26/09	Wade M Federer	Lauren M Hancock	Christopher D Ramos	Kara J Denby
X100-119	200 M Free Relay	1:43.11L	THE OLYMPIC CLUB	7/11/10	Fiona O'Donnell-McC	Trent T Holsman	Erin P Reilly	Scott C Greenwood
X120-159	200 M Free Relay	1:42.65L	GOLD COAST MASTERS	8/23/98	Todd H Pace	Tracie A Moll	Jamie S Herrington	Kurt Wienants
X160-199	200 M Free Relay	1:42.27L	TEAM TYR	8/8/06	John Smith	Rich E Saeger	Collette Sappey	Sheri Hart
X200-239	200 M Free Relay	1:44.96L	COLORADO MASTERS	8/10/06	Trip Hedrick	Kim Crouch	Kathy L Garnier	Richard Abrahams
X240-279	200 M Free Relay	1:54.54L	SARASOTA Y SHARKS	8/20/16	Doug Martin	Jack R Groselle	Nancy Kryka	Laura A Kirkpatrick
X280-319	200 M Free Relay	2:09.39L	TAMALPAIS AQUATIC MASTERS	8/8/15	Laura B Val	Kenneth A Frost	Nancy J Ridout	Richard Burns

X320-359	200 M Free Relay	2:35.97L	OREGON MASTERS	8/20/16	Rebecca L Kay	Willard J Lamb	Barbara Frid	David A Radcliff
X360-399	200 M Free Relay	3:36.78L	MISSION VIEJO MASTERS	8/9/13	Frank Piemme	Maurine E Kornfeld	Rita Simonton	Jurgen B Schmidt
X72-99	400 M Free Relay	3:56.54L	CONEJO SIMI AQUATIC MASTEF	7/25/09	Wade M Federer	Lauren M Hancock	Christopher D Ramos	Kara J Denby
X100-119	400 M Free Relay	3:54.81L	SOUTHERN CAL AQUATIC MAST	7/25/09	Nathan R Janos	Jacqueline D Corcora	Ann Yearwood	Erik D Tolmachoff
X120-159	400 M Free Relay	3:56.36L	MOVY MASTERS	3/5/11	Tony A Stewart	Christie L Fuchs	Joy Stover	Anthony R Diers
X160-199	400 M Free Relay	3:57.18L	NORTH CAROLINA MASTERS	8/6/16	Erika L Braun	Scott J Dallamura	Kerry Lindauer	Van Fletcher
X200-239	400 M Free Relay	4:02.62L	ILLINOIS MASTERS	6/20/15	David E Sims	Andrea J Block	Liz J Dillmann	Jim Tuchler
X240-279	400 M Free Relay	4:24.45L	SARASOTA Y SHARKS	6/15/14	Jack R Groselle	Laura L Groselle	Nancy Kryka	Bob E Couch
X280-319	400 M Free Relay	5:03.30L	TAMALPAIS AQUATIC MASTERS	7/23/16	Laura B Val	Nancy J Ridout	Rick Meyerhoff	Richard Burns
X320-359	400 M Free Relay	6:43.08L	FLORIDA MAVERICK MASTERS	6/12/11	Charles E Weatherbee	Robert C MacDonald	Patricia A Tullman	Jean D Troy
X360-399	400 M Free Relay	8:26.02L	MISSION VIEJO MASTERS	7/5/13	Frank Piemme	Maurine E Kornfeld	Rita Simonton	Jurgen B Schmidt
X72-99	800 M Free Relay	8:55.39L	CONEJO SIMI AQUATIC MASTEF	7/25/09	Kara J Denby	Lauren M Hancock	Christopher D Ramos	Wade M Federer
X100-119	800 M Free Relay	8:39.99L	SOUTHERN CAL AQUATIC MAST	7/25/09	Erik D Tolmachoff	Nathan R Janos	Jacqueline D Corcora	Ann Yearwood
X120-159	800 M Free Relay	8:41.82L	MOVY MASTERS	3/9/13	Joy Stover	Christie L Peterfish	Tony A Stewart	Anthony R Diers
X160-199	800 M Free Relay	8:50.20L	ROCKWELL AQUATIC MASTERS	8/15/15	Stephanie Stone	Scott R Carpenter	Raena Eldridge	Stewart A Carroll
X200-239	800 M Free Relay	9:19.01L	CONNECTICUT MASTERS	6/28/15	Jeff Sargent	Andy Reul	Tait Michael	Galen D Rinaldi
X240-279	800 M Free Relay	9:54.42L	SARASOTA Y SHARKS	6/11/17	Jack R Groselle	Rick B Walker	Laura L Groselle	Kelly Parker Palace
X280-319	800 M Free Relay	11:36.67L	TAMALPAIS AQUATIC MASTERS	7/22/16	Richard Burns	Laura B Val	Nancy J Ridout	Rick Meyerhoff
X320-359	800 M Free Relay	14:44.35L	SAN DIEGO SWIM MASTERS	8/5/07	Frank Tanner	Jurgen B Schmidt	Adrienne Pipes	Rita Simonton
X360-399	800 M Free Relay	18:14.23L	MISSION VIEJO MASTERS	7/7/13	Frank Piemme	Maurine E Kornfeld	Rita Simonton	Jurgen B Schmidt
X25+	200 M Medley Relay	1:58.03L	DC MASTERS	8/20/85	Tom Wolf	Matthew H Kanzler	Susan K Skiff	Jacki Hirsty
X35+	200 M Medley Relay	2:07.77L	NEW ENGLAND MASTERS	8/26/84	Evelyn M Hausberger	Fred J Schlicher	Bruce Fowler	Anne M Page
X45+	200 M Medley Relay	2:15.33L	DC MASTERS	8/20/85	Arthur C Smith	Joann Leilich	Jayne Bruner	Charles G Bechtel
X55+	200 M Medley Relay	2:32.07L	NEW ENGLAND MASTERS	- 83	Clara L Walker	F H Ted Haartz	Win B Wilson	Dorothy A Carr-Gross
X65+	200 M Medley Relay	2:58.22L	LINCOLN MASTERS	- 84	Dave Malbrough	Gertrud J Zint	James E Knott	Louise K Kelley
X75+	200 M Medley Relay	5:17.95L	HUMUHUMUNUKUNUKUAPUA	- 85	Lloyd Osborne	Myrtle Smith	John Anderson	Doris Young
X72-99	200 M Medley Relay	1:57.69L	ARIZONA MASTERS	7/31/11	Kelly M Harrigan	Breeja Larson	Matt J Rippenrop	Gordon R Smith
X100-119	200 M Medley Relay	1:55.34L	THE OLYMPIC CLUB	7/9/11	Fiona O'Donnell-McCa	John W Dorr	Erin P Reilly	Scott C Greenwood
X120-159	200 M Medley Relay	1:50.77L	PHOENIX SWIM CLUB	7/8/12	Noriko Inada	Jeff P Commings	Misty D Hyman	Jose A Ponce
	200 M Medley Relay	1:58.03L	DC MASTERS	8/20/85	Tom Wolf	Matthew H Kanzler	Susan K Skiff	Jacki Hirsty
X160-199	200 M Medley Relay	1:58.35L	TEAM TYR	8/10/06	Marika McCue	Michael Ruffner	Robbert-Paul Smit	Susan Von der Lippe
X200-239	200 M Medley Relay	2:01.98L	OREGON MASTERS	8/20/16	Valerie G Jenkins	Kurt Grote	Gabe G Duus	Karen Andrus-Hughes
X240-279	200 M Medley Relay	2:08.11L	PUGET SOUND MASTERS	8/20/16	Lisa A Dahl	Rick Colella	Donald Graham	Charlotte M Davis
X280-319	200 M Medley Relay	2:21.20L	TAMALPAIS AQUATIC MASTERS	8/9/15	Laura B Val	Kenneth A Frost	Richard Burns	Nancy J Ridout
X320-359	200 M Medley Relay	3:15.08L	OREGON MASTERS	8/20/16	Willard J Lamb	Ginger L Pierson	Barbara Frid	David A Radcliff
X360-399	200 M Medley Relay	4:19.30L	MISSION VIEJO MASTERS	8/10/13	Rita Simonton	Jurgen B Schmidt	Frank Piemme	Maurine E Kornfeld
X72-99	400 M Medley Relay	4:22.92L	MEMO	7/26/15	Alex C Mazure	David A Banks	Catherine Breed	Lauren Bugglin
X100-119	400 M Medley Relay	4:36.14L	WALNUT CREEK MASTERS	7/22/90	Pam M Boscovich	Jon R Jacques	Kerry L O'Brien	Paula J Roemer
X120-159	400 M Medley Relay	4:29.03L	FORT LAUDERDALE AQUATICS	8/8/09	Carlos A Fernandez	Kelly A Legaspi	Luis F Galvan-Sarabia	Jennifer M Martin
X160-199	400 M Medley Relay	4:26.15L	NORTH CAROLINA MASTERS	8/7/16	Van Fletcher	Todd Torres	Erika L Braun	Kerry Lindauer
X200-239	400 M Medley Relay	4:33.17L	ILLINOIS MASTERS	6/20/15	Jim Tuchler	David E Sims	Andrea J Block	Liz J Dillmann
X240-279	400 M Medley Relay	4:51.95L	TAMALPAIS AQUATIC MASTERS	8/8/09	Richard Burns	Kenneth A Frost	Laura B Val	Barbara C Wheeler
X280-319	400 M Medley Relay	5:28.17L	TAMALPAIS AQUATIC MASTERS	5/10/15	Richard Burns	Kenneth A Frost	Laura B Val	Nancy J Ridout
X320-359	400 M Medley Relay	7:45.92L	FLORIDA MAVERICK MASTERS	6/13/09	Paul Hutinger	Robert C MacDonald	Patricia A Tullman	Jean D Troy
X360-399	400 M Medley Relay	10:20.46L	MISSION VIEJO MASTERS	7/7/13	Rita Simonton	Jurgen B Schmidt	Frank Piemme	Maurine E Kornfeld

World Records

*****		MEN		*****		25-29		*****		W O M E N		*****	
22.30	02/18/2017	FIN	A. LIUKKONEN	50	M.	FREE	ANNABEL KOSTEN	NED	02/15/2004	25.42			
50.45	06/07/2013	USA	MATTHEW MCGINNIS	100	M.	FREE	EMMA GAGE	GBR	08/11/2015	56.96			
1:51.39	07/13/2013	USA	ADAM RITTER	200	M.	FREE	MEGAN JENDRICK	USA	07/10/2010	2:04.56			
4:00.98	08/18/2002	USA	HONZA VITAZKA	400	M.	FREE	SOPHIE CASSON	GBR	06/18/2011	4:18.62			
8:24.67	06/29/1997	USA	ALEX KOSTICH	800	M.	FREE	SWANN OBERSON	SUI	03/10/2012	8:45.89			
16:13.78	04/12/2015	ESP	RAFAEL CABANILLAS	1500	M.	FREE	SWANN OBERSON	SUI	03/11/2012	16:34.89			
25.44	04/03/2016	RUS	ANTON BUTYMOV	50	M.	BACK	YURIE OGA	JPN	10/19/2014	28.99			
55.87	04/12/2013	NZL	KURT CROSLAND	100	M.	BACK	YURIE OGA	JPN	10/19/2014	1:03.26			
2:03.62	06/11/2012	RSA	CHRIS KING	200	M.	BACK	KANA OHASHI	JPN	07/16/2007	2:17.30			
27.84	08/13/2015	RUS	IGOR GOLOVIN	50	M.	BRST	MEGAN JENDRICK	USA	07/10/2010	31.60			
1:02.18	08/08/2013	USA	C. BURCKLE	100	M.	BRST	MEGAN JENDRICK	USA	07/10/2010	1:10.56			
2:11.78	08/10/2013	USA	C. BURCKLE	200	M.	BRST	HITOMI MATSUDA	JPN	07/17/2006	2:35.46			
23.71	08/16/2008	USA	KOHEI KAWAMOTO	50	M.	FLY	EMMA GAGE	GBR	08/12/2015	27.10			
53.09	08/15/2008	USA	KOHEI KAWAMOTO	100	M.	FLY	ANNA POLIAKOVA	RUS	08/13/2015	59.99			
2:03.26	04/23/2008	JPN	SATOSHI TORATANI	200	M.	FLY	YUKO NAKANISHI	JPN	10/19/2010	2:17.56			
2:04.40	07/14/2013	USA	ADAM RITTER	200	M.	I.M.	HITOMI MATSUDA	JPN	10/02/2005	2:20.71			
4:30.05	09/12/2009	BRA	DIOGO YABE	400	M.	I.M.	HITOMI MATSUDA	JPN	11/05/2006	5:02.78			
*****		MEN		*****		30-34		*****		W O M E N		*****	
22.13	07/13/2013	USA	ROLAND SCHOEMAN	50	M.	FREE	MARTINA MORAVCOVA	USA	06/06/2008	25.74			
49.80	07/23/2016	USA	DARIAN TOWNSEND	100	M.	FREE	ERIKA ERNDL	USA	07/11/2009	55.24			
1:49.56	08/06/2016	USA	DARIAN TOWNSEND	200	M.	FREE	DAWN HECKMAN	USA	07/17/2011	2:04.05			
3:58.12	07/23/2016	USA	DARIAN TOWNSEND	400	M.	FREE	DAWN HECKMAN	USA	07/16/2011	4:18.63			
8:08.53	03/11/2012	GER	JAN WOLFGARTEN	800	M.	FREE	DAWN HECKMAN	USA	07/14/2011	8:46.47			
15:25.79	03/11/2012	GER	JAN WOLFGARTEN	1500	M.	FREE	HEIDI GEORGE	USA	07/10/2009	17:25.81			
25.97	08/06/2016	USA	DARIAN TOWNSEND	50	M.	BACK	NORIKO INADA	USA	08/07/2012	28.57			
55.93	07/13/2014	USA	DARIAN TOWNSEND	100	M.	BACK	NORIKO INADA	USA	08/06/2011	1:01.78			
2:02.75	11/24/2000	BRA	ROGERIO ROMERO	200	M.	BACK	SARABETH METZGER	USA	08/06/2009	2:17.61			
27.97	09/26/2015	JPN	RYO KOBAYASHI	50	M.	BRST	NICOLE HEIDEMANN	GER	09/03/2013	32.22			
1:02.39	09/27/2015	JPN	RYO KOBAYASHI	100	M.	BRST	HITOMI MATSUDA	JPN	10/03/2009	1:10.10			
2:18.04	07/07/2012	USA	GARY MARSHALL	200	M.	BRST	HITOMI MATSUDA	JPN	10/17/2009	2:28.93			
23.26	07/13/2013	USA	ROLAND SCHOEMAN	50	M.	FLY	MARTINA MORAVCOVA	USA	06/07/2008	27.48			
53.65	07/27/2014	USA	DARIAN TOWNSEND	100	M.	FLY	MARTINA MORAVCOVA	USA	06/07/2008	58.81			
2:03.76	08/12/2010	USA	MATT HAUPT	200	M.	FLY	METTE JACOBSEN	DEN	05/07/2006	2:13.60			
2:02.18	05/22/2016	USA	DARIAN TOWNSEND	200	M.	I.M.	ERIKA ERNDL	USA	07/07/2009	2:13.89			
4:20.81	07/23/2016	USA	DARIAN TOWNSEND	400	M.	I.M.	HITOMI MATSUDA	JPN	11/08/2009	4:56.08			
*****		MEN		*****		35-39		*****		W O M E N		*****	
22.76	08/20/2005	GBR	MARK FOSTER	50	M.	FREE	DARA TORRES	USA	08/08/2006	25.98			
50.78	09/27/2009	JPN	HIDEAKI HARA	100	M.	FREE	ERIKA ERNDL	USA	07/09/2016	58.09			
1:52.84	08/06/2006	USA	VLAD PYSHNENKO	200	M.	FREE	ERIKA ERNDL	USA	07/09/2016	2:05.97			
4:05.91	03/10/2012	BUL	PETAR STOYCHEV	400	M.	FREE	K. PIPES-NEILSEN	USA	08/10/1997	4:26.17			
8:18.44	03/10/2012	BUL	PETAR STOYCHEV	800	M.	FREE	KIRSTEN CAMERON	AUS	11/18/2012	9:08.47			
16:00.04	03/11/2012	BUL	PETAR STOYCHEV	1500	M.	FREE	HEIDI GEORGE	USA	08/06/2015	17:17.22			
26.99	03/09/2013	GER	STEV THELOKE	50	M.	BACK	NORIKO INADA	USA	08/18/2016	28.63			
58.86	08/15/2015	ROU	I. STEFAN GHERGHEL	100	M.	BACK	NORIKO INADA	USA	08/20/2016	1:02.24			
2:07.97	06/22/2016	ITA	MARCO MACCIANTI	200	M.	BACK	K. PIPES-NEILSEN	USA	08/10/1997	2:18.20			
28.47	10/24/2009	RUS	VLADISLAV BRAGIN	50	M.	BRST	KATIE GLENN	USA	08/09/2013	32.86			
1:02.72	10/25/2009	RUS	VLADISLAV BRAGIN	100	M.	BRST	KATIE GLENN	USA	08/08/2013	1:12.34			
2:20.29	06/05/2004	GBR	NICK GILLINGHAM	200	M.	BRST	HITOMI MATSUDA	JPN	06/10/2012	2:35.40			
24.14	08/15/2015	USA	KOHEI KAWAMOTO	50	M.	FLY	NORIKO INADA	USA	08/05/2014	27.46			
55.35	08/13/2015	ROU	I. STEFAN GHERGHEL	100	M.	FLY	LYNNE HAYES	AUS	03/19/2009	1:02.44			
2:04.76	08/01/2015	USA	BRENT CREAGER	200	M.	FLY	K. PIPES-NEILSEN	USA	08/10/1997	2:20.21			
2:07.24	04/22/2016	BRA	D. OLIVEIRA YABE	200	M.	I.M.	HITOMI MATSUDA	JPN	01/14/2012	2:21.47			
4:37.36	04/21/2016	BRA	D. OLIVEIRA YABE	400	M.	I.M.	HITOMI MATSUDA	JPN	06/16/2012	4:59.59			
*****		MEN		*****		40-44		*****		W O M E N		*****	
23.31	08/13/2014	USA	BRIAN JACOBSON	50	M.	FREE	EDITH OTTERMANN	RSA	11/07/2009	26.44			
51.59	11/14/2015	JPN	HIDEAKI HARA	100	M.	FREE	ERIKA BRAUN	USA	06/08/2013	58.04			
1:53.65	08/02/2010	USA	VLAD PYSHNENKO	200	M.	FREE	K. PIPES-NEILSEN	USA	08/15/2005	2:09.28			
4:06.74	07/24/2009	USA	ERIK HOCHSTEIN	400	M.	FREE	JANET EVANS	USA	08/13/2011	4:22.87			
8:36.41	05/25/2016	ITA	SAMUELE PAMPANA	800	M.	FREE	JANET EVANS	USA	06/11/2011	8:59.06			
16:36.91	07/23/2010	USA	ALEX KOSTICH	1500	M.	FREE	KIRSTEN CAMERON	GBR	05/10/2015	17:31.51			
27.30	09/27/2014	JPN	OSAMU ITOI	50	M.	BACK	RAAKEL LUOTO	FIN	10/24/2015	30.48			
59.08	08/07/2009	USA	MICHAEL ROSS	100	M.	BACK	RAAKEL LUOTO	FIN	10/25/2015	1:06.67			
2:11.13	08/16/2014	USA	FREDERIK HVIID	200	M.	BACK	JODY SMITH	USA	08/06/2009	2:23.18			
28.84	09/16/2009	ITA	ALBERTO MONTINI	50	M.	BRST	KATIE GLENN	USA	08/19/2016	32.47			
1:03.60	05/20/2012	RUS	VLADISLAV BRAGIN	100	M.	BRST	LINLEY FRAME	AUS	04/14/2012	1:12.74			
2:18.57	07/11/2015	USA	STEVEN WEST	200	M.	BRST	S. VON DER LIPPE	USA	08/09/2006	2:38.44			
25.06	07/20/2015	JPN	EIJI NOMURA	50	M.	FLY	ERIKA BRAUN	USA	06/08/2013	28.36			
56.17	09/06/2011	TUR	SERKAN ATASAY	100	M.	FLY	S. VON DER LIPPE	USA	05/23/2009	1:03.36			
2:05.55	07/11/2004	USA	DENNIS BAKER	200	M.	FLY	S. VON DER LIPPE	USA	07/23/2006	2:24.78			

2:10.63	06/25/2009	ITA	ALBERTO MONTINI	200	M.	I.M.	S.VON DER LIPPE	USA	08/05/2007	2:25.03
4:43.00	06/12/2012	GER	UWE VOLK	400	M.	I.M.	K.PIPES-NEILSEN	USA	08/01/2004	5:09.83
***** MEN ***** 45-49 ***** WOMEN *****										
23.98	07/05/2014	RUS	VLADIMIR PREDKIN	50	M.	FREE	EDITH OTTERMANN	RSA	03/16/2011	26.59
53.77	08/07/2016	USA	NICOLAS GRANGER	100	M.	FREE	MELANIE THOMAS	USA	08/08/2015	57.40
1:57.75	08/05/2014	FRA	NICOLAS GRANGER	200	M.	FREE	K.PIPES-NEILSEN	USA	06/13/2009	2:10.09
4:11.07	08/09/2009	USA	KEITH SWITZER	400	M.	FREE	K.PIPES-NEILSEN	USA	09/06/2008	4:35.84
8:40.79	08/10/2015	ITA	FABIO CALMASINI	800	M.	FREE	K.PIPES-NEILSEN	USA	08/05/2007	9:24.11
16:38.81	08/10/2009	USA	JEFF ERWIN	1500	M.	FREE	S.HEIM-BOWEN	USA	08/17/2003	17:55.83
28.05	06/07/2008	USA	STEVE WOOD	50	M.	BACK	CINDY MABEE	CAN	08/18/2016	31.02
1:00.13	06/08/2008	USA	STEVE WOOD	100	M.	BACK	CINDY MABEE	CAN	08/20/2016	1:07.31
2:11.56	06/07/2013	BRA	EDUARDO MAROCCO	200	M.	BACK	JOANNA CORBEN	GBR	05/28/2016	2:24.06
29.63	06/24/2011	ITA	RICO ROLLI	50	M.	BRST	S.VON DER LIPPE	USA	07/17/2010	33.66
1:05.30	05/07/2016	CZE	VLADISLAV BRAGIN	100	M.	BRST	MARZENA KULIS	ITA	09/17/2009	1:13.49
2:24.32	05/07/2016	CZE	VLADISLAV BRAGIN	200	M.	BRST	H.MORRIS-EYTON	RSA	03/15/2013	2:43.73
25.65	07/08/2012	USA	NICHOLAS DECKER	50	M.	FLY	EDITH OTTERMANN	RSA	02/19/2011	28.97
56.85	08/11/2002	USA	PAUL CARTER	100	M.	FLY	WENKE SEIDER	USA	08/06/2014	1:04.96
2:06.94	08/09/2006	USA	DENNIS BAKER	200	M.	FLY	K.PIPES-NEILSEN	USA	06/20/2009	2:24.34
2:10.09	08/07/2016	USA	NICOLAS GRANGER	200	M.	I.M.	K.PIPES-NEILSEN	USA	08/16/2008	2:27.57
4:43.83	08/05/2014	FRA	NICOLAS GRANGER	400	M.	I.M.	K.PIPES-NEILSEN	USA	09/05/2008	5:13.85
***** MEN ***** 50-54 ***** WOMEN *****										
24.08	06/27/2009	JPN	BRENT BARNES	50	M.	FREE	MARIE FUZZATI	FRA	06/28/2015	27.09
54.36	03/19/2015	RSA	CALVIN MAUGHAN	100	M.	FREE	MARIE FUZZATI	FRA	06/27/2015	1:00.42
2:00.34	08/13/2007	USA	DAN STEPHENSON	200	M.	FREE	JILL HERNANDEZ	USA	08/08/2013	2:13.18
4:16.61	08/13/2007	USA	DAN STEPHENSON	400	M.	FREE	JILL HERNANDEZ	USA	08/11/2013	4:40.66
8:55.05	07/31/2010	BRA	MARCUS MATTIOLI	800	M.	FREE	SUSAN PRESTON	USA	07/23/2016	9:34.12
17:08.33	08/20/2000	USA	JIM MCCONICA	1500	M.	FREE	LYNN MARSHALL	CAN	03/13/2011	18:29.28
28.60	08/05/2011	USA	STEVE WOOD	50	M.	BACK	MARIE FUZZATI	FRA	06/26/2015	32.02
1:01.89	08/06/2011	USA	STEVE WOOD	100	M.	BACK	ELLEN REYNOLDS	USA	08/08/2014	1:09.28
2:17.57	06/11/2012	USA	MICHAEL SODERLUND	200	M.	BACK	ELLEN REYNOLDS	USA	08/04/2014	2:26.64
30.48	08/09/2013	USA	DAVID GUTHRIE	50	M.	BRST	MONICA CORO	ITA	06/13/2012	34.18
1:06.98	08/15/2014	USA	DAVID GUTHRIE	100	M.	BRST	MONICA CORO	ITA	06/11/2012	1:15.50
2:27.91	07/31/2013	USA	DAVID GUTHRIE	200	M.	BRST	MONICA CORO	ITA	06/15/2012	2:50.92
25.88	08/16/2008	USA	PAUL CARTER	50	M.	FLY	SUSAN WILLIAMS	USA	07/24/2016	29.82
57.23	08/15/2008	USA	PAUL CARTER	100	M.	FLY	JILL HERNANDEZ	USA	08/13/2011	1:07.80
2:13.36	11/07/2010	BRA	MARCUS MATTIOLI	200	M.	FLY	LAURA VAL	USA	08/18/2001	2:31.55
2:18.05	07/25/2009	USA	JAMIE FOWLER	200	M.	I.M.	ELLEN REYNOLDS	USA	08/07/2016	2:31.02
4:53.69	08/02/2010	BRA	MARCUS MATTIOLI	400	M.	I.M.	ELLEN REYNOLDS	USA	08/05/2014	5:20.68
***** MEN ***** 55-59 ***** WOMEN *****										
24.45	07/19/2015	JPN	BRENT BARNES	50	M.	FREE	LAURA VAL	USA	08/17/2008	28.69
56.08	07/23/2009	USA	JACK GROSELLE	100	M.	FREE	LAURA VAL	USA	08/16/2008	1:02.02
2:04.01	07/26/2009	USA	MICHAEL MANN	200	M.	FREE	LAURA VAL	USA	08/06/2009	2:16.28
4:22.49	07/25/2009	USA	MICHAEL MANN	400	M.	FREE	LYNN MARSHALL	CAN	07/10/2016	4:43.41
9:00.09	07/24/2009	USA	MICHAEL MANN	800	M.	FREE	LYNN MARSHALL	CAN	02/25/2017	9:44.76
17:22.61	08/10/2009	USA	MICHAEL MANN	1500	M.	FREE	LYNN MARSHALL	CAN	03/20/2016	18:46.00
29.03	08/20/2016	USA	STEVE WOOD	50	M.	BACK	LESLIE LIVINGSTON	USA	07/10/2016	33.08
1:03.50	06/21/2015	USA	STEVE WOOD	100	M.	BACK	LAURA VAL	USA	08/17/2008	1:14.41
2:22.68	08/07/2015	USA	CRAIG PETERSEN	200	M.	BACK	LYNN MARSHALL	CAN	02/21/2016	2:38.52
30.65	08/19/2016	USA	DAVID GUTHRIE	50	M.	BRST	MONICA CORO	ITA	01/29/2017	36.98
1:07.97	07/31/2015	USA	DAVID GUTHRIE	100	M.	BRST	MONICA CORO	ITA	01/29/2017	1:19.90
2:30.63	08/21/2016	USA	DAVID GUTHRIE	200	M.	BRST	JENNY WHITELEY	AUS	04/19/2013	3:02.67
26.86	08/06/2009	USA	GARY HALL	50	M.	FLY	LESLIE LIVINGSTON	USA	07/10/2016	30.52
1:00.56	08/11/2012	USA	PAUL CARTER	100	M.	FLY	LAURA VAL	USA	08/09/2009	1:09.47
2:16.78	08/15/2015	BRA	MARCUS MATTIOLI	200	M.	FLY	LYNN MARSHALL	CAN	02/21/2016	2:37.99
2:20.83	08/09/2009	USA	MICHAEL MANN	200	M.	I.M.	JILL HERNANDEZ	USA	07/26/2015	2:38.74
5:01.81	04/23/2015	BRA	MARCUS MATTIOLI	400	M.	I.M.	LYNN MARSHALL	CAN	03/05/2016	5:40.33
***** MEN ***** 60-64 ***** WOMEN *****										
25.23	08/07/2006	USA	RICHARD ABRAHAMS	50	M.	FREE	LAURA VAL	USA	08/06/2011	29.31
57.79	06/14/2014	USA	JACK GROSELLE	100	M.	FREE	LAURA VAL	USA	08/05/2011	1:03.83
2:09.08	08/06/2016	USA	JAMES RITTER	200	M.	FREE	LAURA VAL	USA	06/12/2012	2:21.48
4:40.00	08/11/2012	USA	JIM MCCONICA	400	M.	FREE	LAURA VAL	USA	08/12/2012	4:59.82
9:35.50	08/12/2012	USA	JIM MCCONICA	800	M.	FREE	LAURA VAL	USA	07/08/2011	10:27.71
18:12.09	06/06/2010	USA	JIM MCCONICA	1500	M.	FREE	LAURA VAL	USA	07/08/2011	19:52.85
30.66	03/17/2016	RSA	ANDRE STEYNBERG	50	M.	BACK	LAURA VAL	USA	08/09/2015	33.86
1:07.85	07/31/2016	USA	TOM BARTON	100	M.	BACK	LAURA VAL	USA	08/09/2015	1:14.76
2:28.37	07/30/2016	USA	TOM BARTON	200	M.	BACK	LAURA VAL	USA	07/13/2013	2:44.38
32.80	04/17/2012	AUS	STUART ELLICOTT	50	M.	BRST	DAGMAR FRESE	GER	04/16/2016	37.79
1:13.38	08/08/2013	USA	RICK COLELLA	100	M.	BRST	DAGMAR FRESE	GER	04/15/2016	1:25.82
2:40.46	08/17/2014	USA	RICK COLELLA	200	M.	BRST	LO D KNAPP	USA	06/29/2014	3:08.07
27.92	08/15/2005	USA	RICHARD ABRAHAMS	50	M.	FLY	LAURA VAL	USA	07/08/2012	32.27

World Records

1:03.03	08/15/2005	USA	RICHARD ABRAHAMS	100	M.	FLY	LAURA VAL	USA	08/04/2011	1:12.06
2:29.05	08/06/2011	USA	LAWRENCE DAY	200	M.	FLY	LAURA VAL	USA	08/06/2011	2:41.03
2:21.99	08/17/2014	USA	RICK COLELLA	200	M.	I.M.	LAURA VAL	USA	07/14/2013	2:47.99
5:08.20	08/15/2014	USA	RICK COLELLA	400	M.	I.M.	LAURA VAL	USA	07/08/2011	5:56.27
*****		MEN	*****	65-69			*****	W O M E N	*****	
26.33	08/12/2010	USA	RICHARD ABRAHAMS	50	M.	FREE	LAURA VAL	USA	08/19/2016	29.92
1:00.38	08/12/2010	USA	RICHARD ABRAHAMS	100	M.	FREE	LAURA VAL	USA	08/21/2016	1:05.53
2:18.51	07/22/2016	USA	TIM BRODERICK	200	M.	FREE	LAURA VAL	USA	08/18/2016	2:25.29
4:56.47	06/14/2015	USA	JIM MCCONICA	400	M.	FREE	DOT MUNGER	USA	08/20/2016	5:27.73
10:11.30	06/14/2015	USA	JIM MCCONICA	800	M.	FREE	DOT MUNGER	USA	08/19/2016	11:18.25
19:33.36	06/14/2015	USA	JIM MCCONICA	1500	M.	FREE	LAURA VAL	USA	07/22/2016	21:00.15
30.95	07/07/2012	USA	HUGH WILDER	50	M.	BACK	LAURA VAL	USA	08/20/2016	35.46
1:09.79	07/08/2012	USA	HUGH WILDER	100	M.	BACK	LAURA VAL	USA	08/20/2016	1:16.34
2:40.95	02/22/2008	GER	BERND HORSTMANN	200	M.	BACK	LAURA VAL	USA	08/21/2016	2:49.39
33.30	08/19/2016	USA	RICK COLELLA	50	M.	BRST	JANETTE JEFFREY	AUS	04/24/2016	41.41
1:15.94	08/18/2016	USA	RICK COLELLA	100	M.	BRST	JANETTE JEFFREY	AUS	08/11/2015	1:32.66
2:41.54	08/21/2016	USA	RICK COLELLA	200	M.	BRST	JANETTE JEFFREY	AUS	04/23/2016	3:19.76
28.54	06/27/2009	ESP	JOSEP CLARET	50	M.	FLY	CHARLOTTE DAVIS	USA	08/21/2016	33.66
1:06.53	07/10/2016	USA	LAWRENCE DAY	100	M.	FLY	LAURA VAL	USA	08/18/2016	1:13.70
2:33.40	06/12/2016	USA	LAWRENCE DAY	200	M.	FLY	CAROLYN BOAK	USA	08/12/2010	3:21.42
2:25.22	08/19/2016	USA	RICK COLELLA	200	M.	I.M.	LAURA VAL	USA	07/24/2016	2:54.16
5:14.48	08/18/2016	USA	RICK COLELLA	400	M.	I.M.	CHARLOTTE DAVIS	USA	08/18/2016	6:28.60
*****		MEN	*****	70-74			*****	W O M E N	*****	
27.71	08/07/2015	USA	RICHARD ABRAHAMS	50	M.	FREE	DIANN UUSTAL	USA	08/19/2016	33.52
1:03.32	08/08/2015	USA	DAVID QUIGGIN	100	M.	FREE	YOSHIKO OSAKI	JPN	09/05/2009	1:14.28
2:24.41	08/15/2014	USA	DAVID QUIGGIN	200	M.	FREE	DIANN UUSTAL	USA	08/27/2016	2:46.63
5:11.68	04/03/2016	GBR	CHRIS DUNN	400	M.	FREE	YOSHIKO OSAKI	JPN	07/18/2008	5:54.97
10:45.92	03/24/2002	USA	GRAHAM JOHNSTON	800	M.	FREE	YOSHIKO OSAKI	JPN	11/01/2009	12:13.07
20:36.56	08/16/2001	USA	GRAHAM JOHNSTON	1500	M.	FREE	JEN THOMASSON	AUS	03/11/2016	23:49.60
33.59	08/11/2013	USA	RICHARD BURNS	50	M.	BACK	MARGIT OHLSSON	SWE	10/24/2015	38.69
1:15.13	06/15/2013	USA	RICHARD BURNS	100	M.	BACK	MARGIT OHLSSON	SWE	05/09/2015	1:25.20
2:44.59	08/09/2013	USA	RICHARD BURNS	200	M.	BACK	MARGIT OHLSSON	SWE	10/24/2015	3:06.24
36.68	08/19/2016	USA	ROBERT STRAND	50	M.	BRST	MONIKA SENFTLEBEN	GER	06/22/2014	41.67
1:23.63	08/18/2016	USA	ROBERT STRAND	100	M.	BRST	NOBUKO YASUDA	JPN	10/02/2016	1:35.93
3:04.79	03/14/2009	AUS	MICHAEL MALONEY	200	M.	BRST	DIANE FORD	GBR	06/14/2013	3:30.66
30.06	08/09/2015	USA	RICHARD ABRAHAMS	50	M.	FLY	JUDY WILSON	GBR	08/05/2014	36.36
1:12.66	08/07/2015	USA	RICHARD ABRAHAMS	100	M.	FLY	JUDY WILSON	GBR	08/06/2014	1:24.55
2:53.86	05/02/2009	NZL	BARRY YOUNG	200	M.	FLY	CLARY MUNNS	AUS	04/09/2016	3:35.36
2:45.60	05/03/2009	NZL	BARRY YOUNG	200	M.	I.M.	YOSHIKO OSAKI	JPN	06/21/2008	3:13.19
5:57.81	05/01/2009	NZL	BARRY YOUNG	400	M.	I.M.	BRIGHTTE MERTEN	GER	01/23/2016	6:54.30
*****		MEN	*****	75-79			*****	W O M E N	*****	
30.26	02/21/2016	CAN	IAN SMITH	50	M.	FREE	JANE ASHER	GBR	03/03/2006	34.85
1:06.63	07/12/2009	USA	DAVID RADCLIFF	100	M.	FREE	YOSHIKO OSAKI	JPN	07/19/2014	1:19.71
2:25.66	06/06/2009	USA	DAVID RADCLIFF	200	M.	FREE	YOSHIKO OSAKI	JPN	09/27/2013	2:54.26
5:17.77	03/07/2009	USA	DAVID RADCLIFF	400	M.	FREE	YOSHIKO OSAKI	JPN	07/12/2013	6:12.25
11:07.90	07/10/2009	USA	DAVID RADCLIFF	800	M.	FREE	JANE ASHER	GBR	10/22/2006	12:58.94
21:03.06	07/10/2009	USA	DAVID RADCLIFF	1500	M.	FREE	JANE ASHER	GBR	03/03/2006	24:41.76
36.14	08/16/2008	USA	YOSHI OYAKAWA	50	M.	BACK	SHOKO YONEZAWA	JPN	01/17/2010	42.06
1:20.98	06/14/2009	USA	BURWELL JONES	100	M.	BACK	CHRISTEL SCHULZ	GER	03/14/2015	1:35.14
2:57.72	06/13/2010	USA	BURWELL JONES	200	M.	BACK	CHRISTEL SCHULZ	GER	02/28/2016	3:28.18
39.57	07/01/2011	GER	HANS REICHEL	50	M.	BRST	SHOKO YONEZAWA	JPN	03/06/2010	43.95
1:27.74	08/18/2016	USA	MIKE FRESHLEY	100	M.	BRST	SHOKO YONEZAWA	JPN	03/06/2010	1:38.81
3:13.93	08/21/2016	USA	MIKE FRESHLEY	200	M.	BRST	JOANN LEILICH	USA	07/19/2014	3:40.84
32.61	02/11/2014	JPN	Y.FUNAHASHI	50	M.	FLY	CHRISTEL SCHULZ	GER	03/14/2015	40.06
1:22.77	07/15/2016	JPN	AKIRA TAKAKURA	100	M.	FLY	JUDIE OLIVER	CAN	04/22/2007	1:47.40
3:18.12	06/06/2015	USA	RICHARD KITCHELL	200	M.	FLY	SYLVIA NEUHAUSER	AUT	06/09/2004	4:03.55
2:59.01	08/07/2016	USA	MIKE FRESHLEY	200	M.	I.M.	YOSHIKO OSAKI	JPN	07/15/2013	3:32.94
6:34.91	08/05/2016	USA	MIKE FRESHLEY	400	M.	I.M.	JANE ASHER	GBR	03/03/2006	7:39.96
*****		MEN	*****	80-84			*****	W O M E N	*****	
31.96	05/20/2012	ESP	ROBERTO ALBERICHE	50	M.	FREE	JANE ASHER	GBR	05/05/2012	37.61
1:11.82	08/23/2014	USA	DAVID RADCLIFF	100	M.	FREE	JANE ASHER	GBR	06/19/2011	1:24.18
2:40.22	08/24/2014	USA	DAVID RADCLIFF	200	M.	FREE	JANE ASHER	GBR	03/05/2011	3:07.40
5:45.21	08/23/2015	USA	DAVID RADCLIFF	400	M.	FREE	JANE ASHER	GBR	05/05/2012	6:39.90
11:49.29	08/22/2014	USA	DAVID RADCLIFF	800	M.	FREE	JANE ASHER	GBR	01/29/2011	13:51.21
22:16.90	05/31/2014	USA	DAVID RADCLIFF	1500	M.	FREE	DENISE ROBERTSON	AUS	03/11/2016	28:35.98
38.16	01/20/2013	JPN	S.SEKIKAWA	50	M.	BACK	BUNNY CEDERLUND	USA	03/29/2002	46.39
1:26.44	01/19/2013	JPN	S.SEKIKAWA	100	M.	BACK	JANE ASHER	GBR	05/07/2011	1:46.11
3:16.22	06/07/2013	USA	BURWELL JONES	200	M.	BACK	JANE ASHER	GBR	05/06/2012	3:47.96
41.68	09/18/2006	JPN	TOSHIO TAJIMA	50	M.	BRST	SHOKO YONEZAWA	JPN	06/14/2015	47.59
1:36.58	01/21/2017	AUS	TONY GOODWIN	100	M.	BRST	SHOKO YONEZAWA	JPN	06/14/2015	1:45.71

3:28.43	03/10/2017	AUS	TONY GOODWIN	200	M.	BRST	MASAYO AZUMA	JPN	06/21/2015	3:59.60
34.75	07/03/2016	JPN	HIROSHI MATSUMOTO	50	M.	FLY	JANE ASHER	GBR	06/17/2011	46.21
1:29.39	03/06/2011	ITA	GIULIO DIVANO	100	M.	FLY	JUDIE OLIVER	CAN	04/21/2012	1:54.93
3:31.42	06/22/2011	ITA	GIULIO DIVANO	200	M.	FLY	JUDIE OLIVER	CAN	07/14/2012	4:15.19
3:27.46	03/12/2016	AUS	JOHN COCKS	200	M.	I.M.	JANE ASHER	GBR	05/07/2011	3:54.07
7:12.63	06/23/2011	ITA	GIULIO DIVANO	400	M.	I.M.	JANE ASHER	GBR	01/30/2011	8:21.88
*****	*****	MEN	*****	85-89	*****	*****	*****	W O M E N	*****	*****
33.94	03/02/2008	JPN	KEIJIRO NAKAMURA	50	M.	FREE	JANE ASHER	GBR	05/26/2016	38.98
1:23.25	06/06/2010	USA	FRANK PIEMME	100	M.	FREE	JANE ASHER	GBR	05/07/2016	1:29.29
3:07.03	06/26/2016	USA	GRAHAM JOHNSTON	200	M.	FREE	JANE ASHER	GBR	05/26/2016	3:21.29
6:38.87	06/26/2016	USA	GRAHAM JOHNSTON	400	M.	FREE	JANE ASHER	GBR	10/15/2016	7:03.60
14:23.39	07/09/2016	USA	GRAHAM JOHNSTON	800	M.	FREE	JANE ASHER	GBR	04/01/2016	14:27.71
27:47.93	06/18/2016	JPN	KATSURA SUZUKI	1500	M.	FREE	JANE ASHER	GBR	03/05/2016	28:11.18
39.89	07/18/2008	JPN	KEIJIRO NAKAMURA	50	M.	BACK	JANE ASHER	GBR	04/02/2016	50.08
1:31.65	03/02/2008	JPN	KEIJIRO NAKAMURA	100	M.	BACK	JANE ASHER	GBR	01/23/2016	1:52.70
3:28.59	07/19/2008	JPN	KEIJIRO NAKAMURA	200	M.	BACK	JANE ASHER	GBR	03/05/2016	4:00.25
45.66	06/19/2010	JPN	TOSHIO TAJIMA	50	M.	BRST	A.VAN OBBERGHEN	BEL	05/06/2016	51.83
1:51.56	07/17/2016	JPN	TAKAO TSUCHIYA	100	M.	BRST	A.VAN OBBERGHEN	BEL	05/06/2016	1:54.96
4:10.75	07/22/2012	USA	AL CRAIG	200	M.	BRST	A.VAN OBBERGHEN	BEL	05/08/2016	4:18.23
45.63	07/03/2010	USA	FRANK PIEMME	50	M.	FLY	JANE ASHER	GBR	04/01/2016	51.28
1:55.18	08/03/2010	USA	THOMAS MAINE	100	M.	FLY	LOIS KIVI NOCHMAN	USA	08/07/2009	2:23.89
4:15.86	07/11/2010	USA	THOMAS MAINE	200	M.	FLY	LOIS KIVI NOCHMAN	USA	07/25/2009	5:07.64
3:51.20	08/03/2010	USA	THOMAS MAINE	200	M.	I.M.	JANE ASHER	GBR	07/23/2016	4:12.71
8:21.81	07/11/2010	USA	THOMAS MAINE	400	M.	I.M.	JEAN TROY	USA	06/10/2012	10:45.77
*****	*****	MEN	*****	90-94	*****	*****	*****	W O M E N	*****	*****
40.72	08/11/2003	USA	WOODY BOWERSOCK	50	M.	FREE	OLGA KOKORINA	RUS	06/01/2013	49.68
1:37.69	06/07/2015	GER	KARL HAUTER	100	M.	FREE	OLGA KOKORINA	RUS	09/05/2013	1:59.86
3:39.15	04/16/2016	GER	KARL HAUTER	200	M.	FREE	RITA SIMONTON	USA	07/20/2008	4:19.80
8:01.57	08/24/2014	USA	WILLARD LAMB	400	M.	FREE	RITA SIMONTON	USA	08/03/2008	9:04.93
16:28.37	08/09/2013	USA	WILLARD LAMB	800	M.	FREE	RITA SIMONTON	USA	08/14/2008	18:53.58
31:12.82	05/31/2014	USA	WILLARD LAMB	1500	M.	FREE	RITA SIMONTON	USA	06/01/2008	36:02.20
46.82	07/17/2006	JPN	GORO KOBAYASHI	50	M.	BACK	AILEEN SOULE	USA	08/25/1996	1:03.49
1:45.46	08/09/2006	JPN	GORO KOBAYASHI	100	M.	BACK	AILEEN SOULE	USA	08/25/1996	2:23.23
4:05.77	07/16/2007	JPN	GORO KOBAYASHI	200	M.	BACK	WILLY VAN RYSEL	GBR	03/03/2006	5:17.36
50.71	09/13/2015	JPN	TOSHIO TAJIMA	50	M.	BRST	OLGA KOKORINA	RUS	09/03/2013	1:03.72
2:05.18	06/05/2015	GER	KARL HAUTER	100	M.	BRST	OLGA KOKORINA	RUS	06/02/2013	2:27.19
5:12.25	06/21/2015	USA	THOMAS MAINE	200	M.	BRST	OLGA KOKORINA	RUS	06/01/2013	5:21.78
1:00.30	08/11/2003	USA	WALTER PFEIFFER	50	M.	FLY	YONE MURATA	JPN	07/16/2012	1:22.05
2:23.56	06/06/2015	USA	THOMAS MAINE	100	M.	FLY	NORA RONAI	BRA	08/06/2014	3:39.01
5:19.18	06/06/2015	USA	THOMAS MAINE	200	M.	FLY	NORA RONAI	BRA	08/08/2014	8:52.22
4:27.72	06/05/2015	GER	KARL HAUTER	200	M.	I.M.	RITA SIMONTON	USA	08/16/2008	6:30.12
9:56.43	06/06/2015	USA	THOMAS MAINE	400	M.	I.M.	NORA RONAI	BRA	08/05/2014	14:12.52
*****	*****	MEN	*****	95-99	*****	*****	*****	W O M E N	*****	*****
47.43	04/19/2013	AUS	GEORGE CORONES	50	M.	FREE	MAURINE KORNFELD	USA	08/06/2016	1:04.02
1:57.88	04/20/2013	AUS	GEORGE CORONES	100	M.	FREE	MAURINE KORNFELD	USA	08/07/2016	2:22.74
5:13.23	08/23/1998	USA	GUS LANGNER	200	M.	FREE	MAURINE KORNFELD	USA	08/18/2016	5:03.47
11:30.53	08/23/1998	USA	GUS LANGNER	400	M.	FREE	MAURINE KORNFELD	USA	08/06/2016	10:12.49
22:28.28	08/23/1998	USA	GUS LANGNER	800	M.	FREE	RITA SIMONTON	USA	08/09/2013	21:53.69
47:30.40	08/23/1999	USA	GUS LANGNER	1500	M.	FREE	RITA SIMONTON	USA	06/02/2013	41:39.68
1:01.61	07/16/2010	JPN	TOSHIJI SATO	50	M.	BACK	RITA SIMONTON	USA	08/10/2013	1:14.31
2:22.83	07/18/2010	JPN	TOSHIJI SATO	100	M.	BACK	RITA SIMONTON	USA	08/08/2013	2:42.67
5:24.20	08/11/2015	HUN	B.BANKI HORVATH	200	M.	BACK	MAURINE KORNFELD	USA	05/29/2016	5:42.64
1:10.05	05/18/2013	AUS	GEORGE CORONES	50	M.	BRST	MIEKO NAGAOKA	JPN	09/11/2010	2:24.83
2:40.08	06/20/2010	JPN	HIROMU YOSHIMOTO	100	M.	BRST	MICHIKO HAMURO	JPN	08/23/2014	8:00.98
5:47.31	06/20/2010	JPN	HIROMU YOSHIMOTO	200	M.	BRST				
2:01.41	06/01/2008	USA	WALTER PFEIFFER	50	M.	FLY				
4:09.52	06/01/2008	USA	WALTER PFEIFFER	100	M.	FLY				
14:05.25	06/01/2008	USA	WALTER PFEIFFER	200	M.	FLY				
8:55.97	06/01/2008	USA	WALTER PFEIFFER	200	M.	I.M.				
17:29.20	06/01/2008	USA	WALTER PFEIFFER	400	M.	I.M.				
*****	*****	MEN	*****	100-104	*****	*****	*****	W O M E N	*****	*****
1:31.19	02/01/2014	GBR	JOHN HARRISON	50	M.	FREE	MIEKO NAGAOKA	JPN	03/16/2014	1:41.88
3:23.10	02/01/2014	GBR	JOHN HARRISON	100	M.	FREE	MIEKO NAGAOKA	JPN	03/15/2014	3:45.85
				200	M.	FREE	MIEKO NAGAOKA	JPN	07/21/2014	7:48.76
				400	M.	FREE	MIEKO NAGAOKA	JPN	01/19/2014	16:36.80
				800	M.	FREE	MIEKO NAGAOKA	JPN	06/15/2014	38:04.30
				1500	M.	FREE	MIEKO NAGAOKA	JPN	06/14/2014	74:08.73
1:29.13	05/04/2014	FRA	JEAN LEEMPUT	50	M.	BACK	MIEKO NAGAOKA	JPN	07/18/2014	1:33.89
4:13.84	07/09/1994	USA	TOM LANE	100	M.	BACK	MIEKO NAGAOKA	JPN	09/15/2014	3:39.81
9:04.31	07/09/1994	USA	TOM LANE	200	M.	BACK	MIEKO NAGAOKA	JPN	07/19/2014	8:05.64

World Records

		50	M.	BRST					
		100	M.	BRST					
		200	M.	BRST					
		50	M.	FLY					
		100	M.	FLY					
		200	M.	FLY					
		200	M.	I.M.					
		400	M.	I.M.					
*****	MEN	*****	105-109	*****	W O M E N	*****			
		50	M.	FREE					
		100	M.	FREE					
		200	M.	FREE					
		400	M.	FREE					
		800	M.	FREE					
		1500	M.	FREE					
		50	M.	BACK					
		100	M.	BACK					
		200	M.	BACK					
		50	M.	BRST					
		100	M.	BRST					
		200	M.	BRST					
		50	M.	FLY					
		100	M.	FLY					
		200	M.	FLY					
		200	M.	I.M.					
		400	M.	I.M.					
*****	RELAY 200 M.	FREE - WOMEN	*****	*****	RELAY 200 M.	MEDLEY - WOMEN	*****		
100-119	CMC SC	JPN 10/16/2016	1:50.28	100-119	NEVA STARS	RUS 08/14/2015	2:00.05		
	NATSUKI HASEGAWA	NATSUMI MIZUOCHI			EVGENIA KARETINA	ANNA KUZMICHEVA			
	SANAE NAWATA	AYAKA KAWABATA			ANNA POLIAKOVA	EKATERINA SHERSHEN			
120-159	TSUNAMI	RUS 08/14/2015	1:49.03	120-159	KONAMI S L	JPN 09/22/2013	2:03.42		
	SVETLANA KNYAGININA	ALLA FEOKTISTOVA			AYAKO DOI	YOSHIMI MIWA			
	LYUBOV YUDINA	IRINA SHLEMOVA			JUNKO ONISHI	JUNKO ISHIKAWA			
160-199	TEAM TYR	USA 08/08/2006	1:48.44	160-199	TEAM TYR	USA 08/08/2006	2:04.75		
	SHERI HART	COLLETTE SAPPEY			JENNIFER STEIN	SUSAN VON DER LIPPE			
	ANNA PETTIS-SCOTT	SUSAN VON DER LIPPE			BETSY CLEARY	COLLETTE SAPPEY			
200-239	CAPE TOWN MASTERS	RSA 03/19/2011	1:56.04	200-239	OREGON MASTERS	USA 08/17/2008	2:10.98		
	SANDERINA KRUGER	CECILIA STANFORD			KAREN ANDRUS-HUGHES	BECKY OBLETZ			
	MARCELLE STRAUSS	EDITH OTTERMANN			ARLENE DELMAGE	ROBIN PARISI			
240-279	CAPE TOWN MASTERS	RSA 03/17/2016	2:04.96	240-279	CAPE TOWN MASTERS	RSA 03/19/2016	2:22.65		
	SANDERINA KRUGER	DI COETZEE			DI COETZEE	GAIL MCCARNEY			
	GAIL MCCARNEY	CECILIA STANFORD			CECILIA STANFORD	SANDERINA KRUGER			
280-319	VIRGINIA MASTERS SWI	USA 08/15/2014	2:29.97	280-319	SPENCER SWIM TEAM	GBR 05/29/2016	2:47.19		
	JOHNNIE DETRICK	BETH SCHREINER			JANET BROWN	DIANE FORD			
	TERRY SUE GAULT	MARCIA BARRY			AMANDA HEATH	JEAN HOWARD JONES			
320-359	BIG YOKOHAMA	JPN 09/21/2013	2:55.78	320-359	BIG YOKOHAMA	JPN 06/23/2013	3:27.07		
	SHOKO YONEZAWA	MASAE KURATA			SHOKO YONEZAWA	MASAE KURATA			
	MIEKO KAMOSHITA	SONOE WATANABE			SONOE WATANABE	MIEKO KAMOSHITA			
360-399	SUKOYAKA ST	JPN 02/22/2015	5:47.05	360-399					
	MASAKO KUSUME	MASAKO OTSUKA							
	TOSHIKO AMANO	CHIYOKO TAKIZAWA							
*****	RELAY 400 M.	FREE - WOMEN	*****	*****	RELAY 400 M.	MEDLEY - WOMEN	*****		
100-119	SG RUHR	GER 06/22/2014	4:11.02	100-119	MASTERS AICS BRESCIA	ITA 05/17/2015	4:44.19		
	VERA KREUTZENBECH	SUSANNE HOCK			LISA LASAGNA	VERONICA BELLINI			
	ANNIKA MEISTER	KARINA KRUGER			GRETA ROVETTA	MARTINA GUARESCHI			
120-159	RYOGOKU KINGYO	JPN 06/16/2012	4:07.62	120-159	RYOGOKU KINGYO	JPN 06/16/2012	4:37.21		
	HITOMI MATSUDA	MACHIKO IWASHITA			MITSUKO AZEYANAGI	SATSUKI HIRUKAWA			
	SATSUKI HIRUKAWA	MABI TSUKIOKA			HITOMI MATSUDA	MACHIKO IWASHITA			
160-199	NORTH CAROLINA MASTE	USA 06/14/2015	4:06.90	160-199	NORTH CAROLINA MASTE	USA 06/13/2015	4:41.71		
	ERIKA BRAUN	JEN STRINGER			ERIKA BRAUN	KERRY LINDAUER			
	ALICA UHL	KERRY LINDAUER			ALICA UHL	JEN STRINGER			
200-239	CAPE TOWN	RSA 03/14/2013	4:20.68	200-239	NORTH TEXAS LONESTAR	USA 07/30/2016	4:58.86		
	SANDERINA KRUGER	CECILIA STANFORD			STEPHANIE STONE	KRISSY MACCUDY			
	EDITH OTTERMANN	PERRY CADIZ			MAUREEN REA	KRISTIN HENDERSON			
240-279	CAPE TOWN MASTERS	RSA 03/18/2016	4:39.62	240-279	CAPE TOWN MASTERS	RSA 02/27/2016	5:19.05		
	SANDERINA KRUGER	DI COETZEE			DI COETZEE	GAIL MCCARNEY			
	GAIL MCCARNEY	CECILIA STANFORD			CECILIA STANFORD	SANDRINA KRUGER			
280-319	VIRGINIA MASTERS SWI	USA 06/22/2013	5:45.80	280-319	SG NEUKOLLN BERLIN	GER 04/05/2014	6:43.21		

MARCIA BARRY	JOHNNIE DETRICK	MARGA SCHULZ	MONIKA SENFTLEBEN
LAURA WALKER	SHIRLEY LOFTUS-CHARLEY	BRIGITTE MERTEN	RUTH STUBERT
320-359 BIG S YOKOHAMA	JPN 06/16/2012 7:10.67	320-359 BIG S YOKOHAMA	JPN 06/16/2012 8:27.67
SHOKO YONEZAWA	SHIGEKO TANAKA	SHIGEKO TANAKA	MASAE KURATA
MASAE KURATA	MIEKO KAMOSHITA	SONOE WATANABE	MIEKO KAMOSHITA
360-399		360-399	

***** RELAY 800 M. FREE - WOMEN *****

100-119 SG DORTMUND	GER 02/27/2016 9:02.70
KERSTIN LANGE	MANDY BLUM
CORINNA MIEDE	JENNIFER THATER
120-159 BERLINER TSC	GER 02/27/2016 9:10.91
NADINE STRESING	MARINA SPOTKE
JULIA SCHATZ	INA ZIEGLER
160-199 NORTH CAROLINA MASTE	USA 06/14/2015 9:18.33
ERIKA BRAUN	JEN STRINGER
ALICA UHL	KERRY LINDAUER
200-239 UCLA BRUIN MASTERS	USA 07/06/2014 9:37.01
ERIKA STEBBINS	CHRISTIE CIRAULO
VERONICA HIBBEN	LAURIE DODD
240-279 CAPE TOWN MASTERS	RSA 02/21/2016 10:13.61
CECILIA STANFORD	GAIL MCCARNEY
DI COETZEE	SANDRINA KRUGER
280-319 SG NEUKOLLN BERLIN	GER 04/05/2014 13:18.88
ANGELIKA RADAU	MARGA SCHULZE
MONIKA SENFTLEBEN	BRIGITTE MERTEN
320-359 BIG S YOKOHAMA	JPN 11/07/2015 16:54.29
YUKO SAKAGAMI	SHIGEKO TANAKA
HIROMI TODA	SHOKO YONEZAWA
360-399	

***** RELAY 200 M. FREE - M E N *****

100-119 MAC-MINA	BRA 11/29/2009 1:31.95
RENE LEITE	RODRIGO TRIVINO
DANIEL BELINI	PIERO RODIGHIERI
120-159 ZUBR	BLR 08/14/2015 1:34.09
MAKSIM KRUK	ILYA KAVALLIONAK
PAVEL LAGOUN	PAVEL ZINKEVICH
160-199 NEVA STARS	RUS 08/14/2015 1:36.28
ALEKSEI MANZHULA	SERGEI MEDVEDEV
PAVEL LEBEDEV	VLADIMIR PREDKIN
200-239 COLORADO	USA 08/08/2006 1:38.24
JACK GROSELLE	TRIP HEDRICK
STEVE WOOD	RICHARD ABRAHAMS
240-279 SARASOTA Y SHARKS	USA 08/19/2016 1:42.40
STEVE WOOD	DOUG MARTIN
TRIP HEDRICK	JACK GROSELLE
280-319 GOLD COAST MASTERS	USA 08/15/2014 1:56.91
DAVID QUIGGIN	DAVID PAINTER
KEEFE LODWIG	LEE CHILDS
320-359 JUEI CLUB	JPN 07/21/2003 2:20.89
SHOICHI SHIDA	KEIJIRO NAKAMURA
KATSUZO SHIRAYAMA	ISAMU TAMURA
360-399 JUEI CLUB	JPN 03/02/2008 3:08.87
ISAMU TAMURA	HIDEYA FUJII
TOKUSHI KOMEDA	HIDEKAZU TAMURA

***** RELAY 200 M. MEDLEY - M E N *****

100-119 TROYKA	RUS 08/14/2015 1:43.83
ALEXEY GULAKOV	IGOR GOLOVIN
ANDREY DENISKO	IVAN KOVALEV
120-159 FRONTIER	JPN 09/25/2016 1:44.84
SATORU MITA	RYO KOBAYASHI
YASUNORI MATSUMOTO	KAZUKI NAGURA
160-199 NEVA STARS	RUS 08/14/2015 1:47.07
ALEXSANDR SHILIN	PAVEL LEBEDEV
ALEKSEI MANZHULA	VLADIMIR PREDKIN
200-239 COLORADO	USA 08/08/2006 1:50.83
STEVE WOOD	JACK GROSELLE
TRIP HEDRICK	RICHARD ABRAHAMS
240-279 SARASOTA Y SHARKS	USA 08/21/2016 1:57.46
STEVE WOOD	JACK GROSELLE
TRIP HEDRICK	DOUG MARTIN
280-319 SAN DIEGO SWIM MASTE	USA 08/08/2009 2:16.74
VINUS VAN BAALEN	PETER ANDERSEN
KEEFE LODWIG	DONALD HUBBARD
320-359 KAMAKURA MSC	JPN 07/19/2014 2:45.28
MINORU UEMURA	TAKAO TSUCHIYA
TAKASHI ISHIMOTO	YOSHIHIRO NAKANO
360-399 NISHINOMIYA SUMIRE	JPN 06/20/2009 4:13.40
TOSHIO YURI	HIROMU YOSHIMOTO
TAKESHI YASUKAWA	KAZUNAGA AKUTSU

***** RELAY 400 M. FREE - M E N *****

100-119 G-TRAVELERS	JPN 06/23/2013 3:30.77
YOSHINORI MURAMATSU	KOSUKE MAEDA
KENSUKE MAEDA	NAOFUMI UTSUGI
120-159 ILLINOIS MASTERS	USA 07/30/2011 3:36.59
DAVID KINSELLA	VINCENT ALLEGRA
CHARLES CUNNICK	TIMOTHY CARLSON
160-199 LONGHORN AQUATICS	USA 07/03/2011 3:38.60
TYLER BLESSING	MIKE VAROZZA
ANDERS RASMUSSEN	CHRIS ECKERMAN

***** RELAY 400 M. MEDLEY - M E N *****

100-119 TROYKA	RUS 04/17/2015 3:58.35
ALEXEY GULAKOV	IGOR GOLOVIN
ANDREY DENISKO	IVAN KOVALEV
120-159 GUNMA TAKESHI	JPN 11/11/2012 4:00.94
YOSHINORI IWASAKI	KAZUYA KOIKE
AKIHIRO SHIMIZU	NOBUAKI INOMATA
160-199 STANFORD	USA 05/10/2015 4:02.07
RICK GOULD	BJ JOHNSON
DARREN PHELAN	MIKE PYLE

World Records

200-239 AICS ACQUARE MAFECO	ITA 05/14/2016	3:50.88	200-239 LONGHORN AQUATICS	USA 08/11/2012	4:13.76
MASSIMILIANO GIALDI	ROBERTO BRUNORI		ANDERS RASMUSSEN	DAVID GUTHRIE	
RICCARDO TARRICONE	ALBERTO MONTINI		JIM SAUER	MIKE VAROZZA	
240-279 VENTURA COUNTY MASTE	USA 08/15/2015	4:07.77	240-279 VENTURA COUNTY MASTE	USA 08/07/2016	4:40.96
HUBIE KERNS	GLENN GRUBER		JIM MCCONICA	HUBIE KERNS	
MICHAEL BLATT	MIKE SHAFFER		MIKE SHAFFER	GLENN GRUBER	
280-319 GOLD COAST MASTERS	USA 07/19/2015	4:35.76	280-319 HAKUYO S	JPN 06/18/2016	5:19.41
GEORGE SCHMIDT	KEEFE LODWIG		HIROSHI NONAKA	SEIKO OKAZAKI	
CAV CAVANAUGH	LEE CHILDS		SADAO SAJIKI	TAKASHI TERAKOSHI	
320-359 GEORGIA MASTERS	USA 06/22/2014	6:12.82	320-359 GEORGIA MASTERS	USA 06/21/2014	7:02.70
CLARKE MITCHELL	IRWIN STOLZ		CLARKE MITCHELL	DAVID MILLER	
HAL STOLZ	DAVID MILLER		HAL STOLZ	IRWIN STOLZ	
360-399 GAVRYLYCH	UKR 03/25/2017	10:56.10	360-399		
HEORHII KOZYR	VITALII LYSIAK				
ANATOLII NAKLOVKIN	HEORHII CHYZHEVSKYI				
***** RELAY 800 M.	FREE - M E N *****				
100-119 G-TRAVELERS	JPN 06/23/2013	7:56.33			
YOSHINORI MAUAMATSU	KOSUKE MAEDA				
NAOFUMI UTSUGI	KENSUKE MAEDA				
120-159 KACHOSUIGETSU	JPN 01/14/2017	7:59.69			
TAKUMA YAMAOKA	SHOGO MATSUI				
YOSUKE SAITO	NAOYA HIRANO				
160-199 AQUATIC MASTERS	SUI 04/18/2015	8:15.08			
FELIX STEINHAUER	YVES PLATEL				
RICHARD GRAVEL	MARCO PILLOUD				
200-239 BRASIL MASTERS	BRA 07/06/2013	8:38.24			
HELIO CELIDONIO	DJAN GARRIDO MADRUGA				
ROBERTO CARLOS CARVALHO	MARCUS LABORNE MATTIOLI				
240-279 STANFORD MASTERS SWI	USA 07/22/2016	9:09.92			
TIM BRODERICK	STEVEN STRONG				
JAMES KEMP	DARREN PHELAN				
280-319 OREGON MASTERS	USA 08/25/2013	10:28.53			
TOM LANDIS	DAVID RADCLIFF				
BOB BRUCE	STEVE JOHNSON				
320-359 MASTERS OF SOUTH TEX	USA 08/11/2012	14:03.88			
JOE GRAY	GRAHAM JOHNSTON				
LOUIS RAIBORN	WILLIAM BLAKE				
360-399					

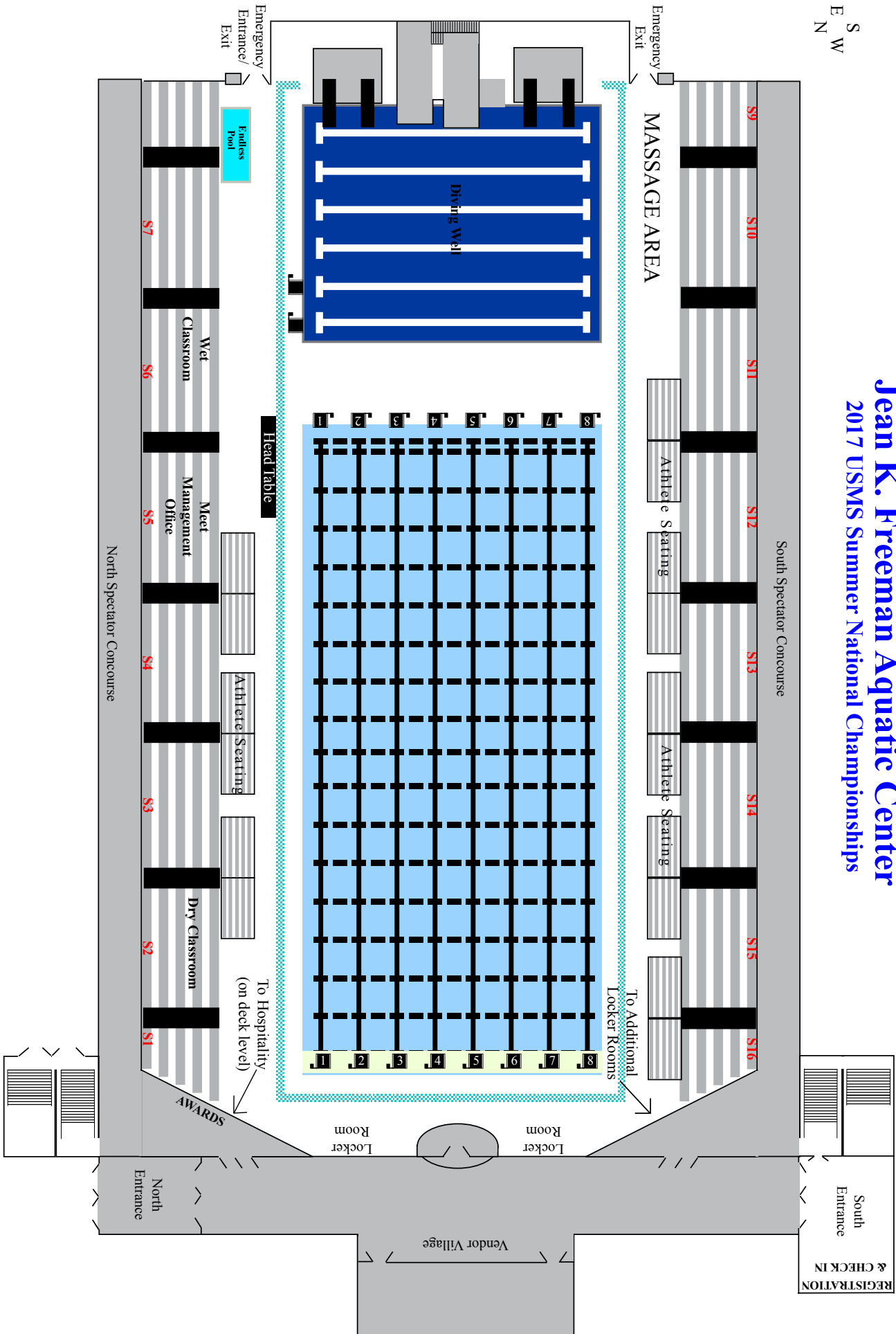
***** RELAY 200 M.	FREE - MIXED *****		***** RELAY 200 M. MEDLEY - MIXED *****		
100-119 PSV	NED 09/05/2013	1:41.21	100-119 OAHU CLUB	JPN 07/17/2006	1:51.99
RIENEKE TERINK	GEERT LANTINK		TSUYOSHI KITASHITA	HITOMI MATSUDA	
MARJOLYN WUISMAN	STEFAN OOSTING		KOHEI KAWAMOTO	ISUZU MAEDA	
120-159 TSUNAMI	RUS 08/14/2015	1:40.14	120-159 PHOENIX SWIM CLUB	USA 07/08/2012	1:50.77
ALEXANDR SATANOVSKIY	IRINA SHLEMOVA		NORIKO INADA	JEFF COMMINGS	
SVETLANA KNYAGININA	ANDREY KRYLOV		MISTY HYMAN	JOSE PONCE	
160-199 TEAM TYR	USA 08/08/2006	1:42.27	160-199 NEVA STARS	RUS 08/14/2015	1:55.32
JOHN SMITH	RICH SAEGER		VLADIMIR PREDKIN	PAVEL LEBEDEV	
COLLETTE SAPPEY	SHERI HART		ANNA POLIAKOVA	OLGA POZDNIKOVA	
200-239 COLORADO	USA 08/08/2006	1:44.96	200-239 OREGON MASTERS	USA 08/20/2016	2:01.98
TRIP HEDRICK	KIM CROUCH		VALERIE JENKINS	KURT GROTE	
KATHY GARNIER	RICHARD ABRAHAMS		GABE DUUS	KAREN ANDRUS-HUGHES	
240-279 SARASOTA Y SHARKS	USA 08/20/2016	1:54.54	240-279 PUGET SOUND MASTERS	USA 08/20/2016	2:08.11
DOUG MARTIN	JACK GROSELLE		LISA DAHL	RICK COLELLA	
NANCY KRYKA	LAURA KIRKPATRICK		DONALD GRAHAM	CHARLOTTE DAVIS	
280-319 TAMALPAIS AQUATIC MA	USA 08/08/2015	2:09.39	280-319 TAMALPAIS AQUATIC MA	USA 08/09/2015	2:21.20
LAURA VAL	KENNETH FROST		LAURA VAL	KENNETH FROST	
NANCY RIDOUT	RICHARD BURNS		RICHARD BURNS	NANCY RIDOUT	
320-359 OREGON MASTERS	USA 08/20/2016	2:35.97	320-359 BIG S YOKOHAMA	JPN 07/20/2014	2:55.98
REBECCA KAY	WILLARD LAMB		SHOKO YONEZAWA	TETSUO NAKAMARU	
BARBARA FRID	DAVID RADCLIFF		HIYOSHI MAKIMOTO	MIEKO KAMOSHITA	
360-399 MISSION VIEJO MASTER	USA 08/09/2013	3:36.78	360-399 MISSION VIEJO MASTER	USA 08/10/2013	4:19.30
FRANK PIEMME	MAURINE KORNFELD		RITA SIMONTON	JURGEN SCHMIDT	
RITA SIMONTON	JURGEN SCHMIDT		FRANK PIEMME	MAURINE KORNFELD	
***** RELAY 400 M.	FREE - MIXED *****		***** RELAY 400 M. MEDLEY - MIXED *****		
100-119 W98 HANNOVER	GER 06/20/2014	3:48.68	100-119 RENAISSANCE	JPN 03/05/2017	4:14.77
TIM GRABOWSKI	CONSTANTIN DAHLE		KONA FUJITA	YASUTOMO SASAHARA	

ANNA-SOPHIE MARX	NINA-CHRISTIN WINTER	DAICHI KOHNO	MAKI MITA
120-159 OTTER	GBR 06/18/2011 3:56.35	120-159 TEAM DASH	JPN 06/21/2014 4:17.80
DAVID ROBERTS	DAVID WARREN	RISA MONONOBE	HIDEAKI TOGO
GINA HOBSON	NATALIE EDEMEY	YASUNORI MONONOBE	YAYOI SAKAMOTO
160-199 IRON AQUATICS	HUN 01/21/2017 3:56.44	160-199 EDGE	JPN 02/22/2015 4:24.26
ANDRAS SCHONEK	VALTER KALAUS	SATSUKI HIRUKAWA	RYUTARO MORITA
DORA CERRA	MELINDA MAROSI	MASATERU IKEDA	YURIKO IKEDA
200-239 ILLINOIS MASTERS	USA 06/20/2015 4:02.62	200-239 ILLINOIS MASTERS	USA 06/20/2015 4:33.17
DAVID SIMS	ANDREA BLOCK	JIM TUCHLER	DAVID SIMS
LIZ DILLMANN	JIM TUCHLER	ANDREA BLOCK	LIZ DILLMANN
240-279 CAPE TOWN MASTERS	RSA 03/19/2015 4:19.89	240-279 OREGON	USA 07/10/2011 4:58.85
CALVIN MAUGHAN	SANDERINA KRUGER	KAREN ANDRUS-HUGHES	ALLEN STARK
DIANNE COETZEE	TIM SHEAD	ARLENE DELMAGE	DAVID RADCLIFF
280-319 TAMALPAIS AQUATIC MA	USA 07/23/2016 5:03.30	280-319 TAMALPAIS MASTERS	USA 05/10/2015 5:28.17
LAURA VAL	NANCY RIDOUT	RICHARD BURNS	KENNETH FROST
RICK MEYERHOFF	RICH BURNS	LAURA VAL	NANCY RIDOUT
320-359 BIG S YOKOHAMA	JPN 02/21/2015 6:30.24	320-359 BIG S YOKOHAMA	JPN 02/21/2016 7:18.14
HARUKI UMAE	SHOKO YONEZAWA	SHOKO YONEZAWA	TETSUO NAKAMARU
MEIKO KAMOSHITA	TETSUO NAKAMARU	SHIGEAKI MATSUBAYASHI	MIEKO KAMOSHITA
360-399 MISSION VIEJO NADADO	USA 07/07/2013 8:26.02	360-399 MISSION VIEJO NADADO	USA 07/07/2013 10:20.46
FRANK PIEMME	MAURINE KORNFELD	RITA SIMONTON	JURGEN SCHMIDT
RITA SIMONTON	JURGEN SCHMIDT	FRANK PIEMME	MAURINE KORNFELD
***** RELAY 800 M.	FREE - MIXED *****		
100-119 NEWCASTLE	GBR 04/03/2016 8:54.27		
WILLIAM JOLLY	REBECCA NEWMAN		
EMILY CHARLTON	NICK VALENTINE		
120-159 MOVY	USA 03/09/2013 8:41.82		
JOY STOVER	CHRISTIE PETERFISH		
TONY STEWART	ANTHONY DIERS		
160-199 SG DORTMUND	GER 02/28/2016 8:45.80		
JENNIFER THATER	MARKUS REINHARDT		
KERSTIN LANGE	MICHAEL PRUFERT		
200-239 CONNECTICUT MASTERS	USA 06/28/2015 9:19.01		
JEFF SARGENT	ANDY REUL		
TAIT MICHAEL	GALEN RINALDI		
240-279 SARASOTA YMCA	USA 06/14/2015 10:04.83		
JACK GROSELLE	RICK WALKER		
LAURA GROSELLE	NANCY KRYKA		
280-319 TAMALPAIS AQUATIC MA	USA 07/22/2016 11:36.67		
RICH BURNS	LAURA VAL		
NANCY RIDOUT	RICK MEYERHOFF		
320-359 ISLAND	JPN 06/12/2016 15:02.06		
KEIKO FUJIMOTO	KIYOKO IKEUCHI		
SHINGO YAMAMOTO	KIHEI YOSHIMURA		
360-399 MISSION VIEJO NADADO	USA 07/07/2013 18:14.23		
FRANK PIEMME	MAURINE KORNFELD		
RITA SIMONTON	JURGEN SCHMIDT		

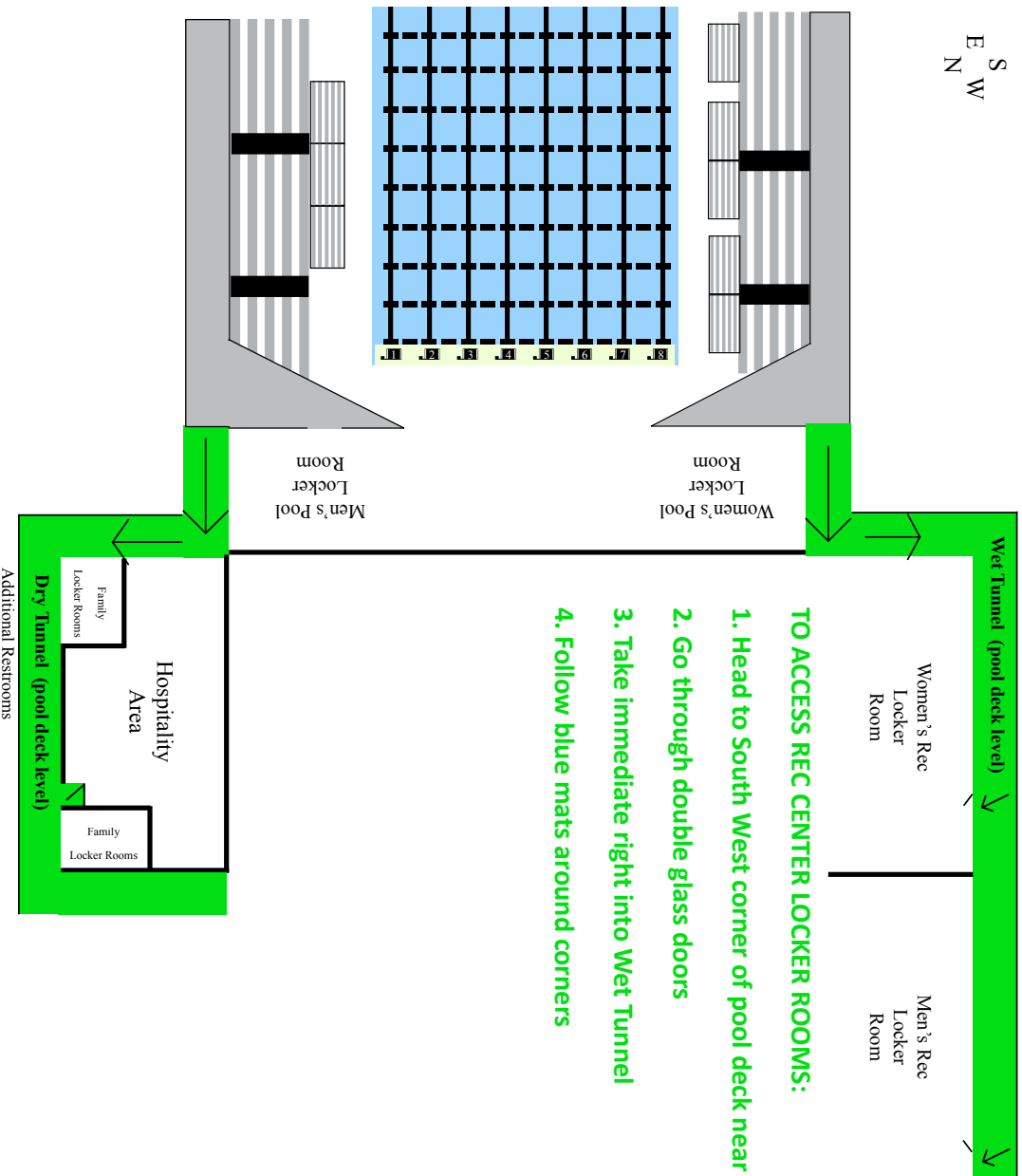
Jean K. Freeman Aquatic Center

2017 USMS Summer National Championships

S
E
N
W



University of Minnesota Aquatic Center
 2017 USMS Summer National Championships - Hospitality & Additional Locker Rooms



- TO ACCESS REC CENTER LOCKER ROOMS:**
1. Head to South West corner of pool deck near lifeguard office
 2. Go through double glass doors
 3. Take immediate right into Wet Tunnel
 4. Follow blue mats around corners



