



**U.S. MASTERS
SWIMMING**

Spring **SAN ANTONIO, TX**
Nationals **APRIL 23-26, 2015**
★ ★ ★

presented by



Nationwide[®]
Insurance



Timeline

Start Times Men	Event	Start Times Women
	Thursday, April 23, 2015	
8:00 a.m.	1650 freestyle (deck seeded; 1-2 combined)	8:00 a.m.
11:30 a.m.	1000 freestyle (deck seeded; 3-4 combined)	11:30 a.m.
	<i>Approximate finish time 3:00 p.m.</i>	
	Friday, April 24, 2015	
8:00 a.m.	5-6: 400 IM (deck seeded)	9:00 a.m.
10:00 a.m.	30 minute warm-up in competition pool	10:00 a.m.
10:30 a.m.	7-8: 100 butterfly	11:00 a.m.
11:30 a.m.	9-10: 200 freestyle (deck seeded)	12:15 p.m.
1:00 p.m.	11-12: 50 breaststroke	1:25 p.m.
1:45 p.m.	13-14: 100 backstroke	2:20 p.m.
2:50 p.m.	15-16: 200 medley relay	3:20 p.m.
3:45 p.m.	15 minute break between relays	3:45 p.m.
4:00 p.m.	17: 200 mixed freestyle relay	4:00 p.m.
	<i>Approximate finish time 4:30 p.m.</i>	
	Saturday, April 25, 2015	
8:00 a.m.	19: men's 500 freestyle (deck seeded)	
9:30 a.m.	30 minute warm-up in competition pool	9:30 a.m.
10:00 a.m.	Ransom Arthur Award presentation	10:00 a.m.
10:15 a.m.	21-22: 100 IM	10:50 a.m.
11:30 a.m.	23-24: 200 backstroke (deck seeded)	12:00 p.m.
12:35 p.m.	25-26: 100 breaststroke	1:05 p.m.
1:35 p.m.	27-28: 50 freestyle	2:00 p.m.
2:25 p.m.	29-30: 200 butterfly (deck seeded)	2:50 p.m.
3:20 p.m.	31-32: 200 freestyle relay	3:50 p.m.
	<i>Approximate finish time 4:10 p.m.</i>	
	Sunday, April 26, 2015	
	34: women's 500 freestyle (deck seeded)	8:00 a.m.
9:25 a.m.	30 minute warm-up in competition pool	9:25 a.m.
9:55 a.m.	35: mixed 200 medley relay	9:55 a.m.
10:25 a.m.	37-38: 50 butterfly	10:45 a.m.
11:00 a.m.	39-40: 200 breaststroke (deck seeded)	11:40 a.m.
12:15 p.m.	41-42: 50 backstroke	12:35 p.m.
12:50 p.m.	43-44: 100 freestyle	1:35 p.m.
2:05 p.m.	45-46: 200 IM (deck seeded)	2:45 p.m.
	<i>Approximate finish time 3:15 p.m.</i>	

This timeline is only a **guide** for use in determining the **approximate** start of all events. We may run ahead of or behind the estimate. It is all swimmers' responsibility to get to the pool well before their events and be behind the blocks before their heats start.

All swimmers must check in for all deck-seeded events by the check-in deadlines!

Welcome to

San Antonio, Texas
and the

2015 Nationwide U.S. Masters Swimming Spring National Championship



ESTABLISHED IN CHARLESTON, IL
IN 1983 TO ADD TO STUDENTS GPA
AND GENERAL DATING ABILITY.

JIMMY JOHN'S®

Since **JJ** 1983

WORLD'S GREATEST
GOURMET SANDWICHES

OK, SO MY SUBS REALLY AREN'T GOURMET AND WE'RE NOT FRENCH EITHER. MY SUBS JUST TASTE A LITTLE BETTER. THAT'S ALL! I WANTED TO CALL IT JIMMY JOHN'S TASTY SANDWICHES, BUT MY MOM TOLD ME TO STICK WITH GOURMET. REGARDLESS OF WHAT SHE THINKS, FREAKY FAST IS WHERE IT'S AT. I HOPE YOU LOVE 'EM AS MUCH AS I DO! PEACE!

Jimmy John



\$4.95

8" SUB SANDWICHES

All of my sandwiches are 8 inches of homemade French bread, fresh veggies and the finest meats & cheese I can buy! We slice everything fresh daily in this store! It tastes better that way!

#1 PEPE®

Real wood smoked ham and provolone cheese, lettuce, tomato & mayo. (The original)

#2 BIG JOHN®

Medium rare choice roast beef, mayo, lettuce & tomato.

#3 TOTALLY TUNA®

Fresh housemade tuna, mixed with celery, onions, and our tasty sauce, sliced cucumber, lettuce & tomato. (My tuna rocks!)

#4 TURKEY TOM®

Fresh sliced turkey breast, lettuce, tomato & mayo. (The original)

#5 VITO®

The original Italian sub with genoa salami, provolone, capicola, onion, lettuce, tomato, & a real tasty Italian vinaigrette. (Hot peppers by request)

#6 THE VEGGIE

Layers of provolone cheese separated by real avocado spread, sliced cucumber, lettuce, tomato & mayo. (Truly a gourmet sub not for vegetarians only)

J.J.B.L.T.®

Bacon, lettuce, tomato & mayo! (My B.L.T. rocks)

THE ORIGINAL J.J.'S

\$3.95

SLIMS™

Any Sub minus the veggies and sauce

SLIM 1 Ham & cheese

SLIM 2 Roast beef

SLIM 3 Tuna salad

SLIM 4 Turkey breast

SLIM 5 Salami, capicola, cheese

SLIM 6 Double provolone

Low Carb Lettuce Wrap

JJ UNWICH®

Same ingredients and price of the sub or club without the bread.

mama approved
Catering™

- ★ BOX LUNCHES ★
- ★ PARTY PLATTERS ★
- ★ PARTY SUBS ★

WE PREFER 24 HOUR NOTICE,
BUT IF YOU CALL, WE'LL DO WHAT
WE CAN TO MAKE IT HAPPEN!

DELIVERY ORDERS will include a
delivery charge per item.

\$8.25

THE J.J. GARGANTUAN®

The original gutbuhstuh! Genoa salami, sliced smoked ham, capicola, roast beef, turkey & provolone, jammed into one of our homemade French buns, then smothered with onions, mayo, lettuce, tomato & our homemade Italian vinaigrette.

\$6.15

GIANT CLUB SANDWICHES

My club sandwiches have twice the meat or cheese, try it on my fresh baked thick sliced 7-grain bread or my famous homemade French bread! Tell us when you order!

#7 SMOKED HAM CLUB

1/4 pound of real wood smoked ham, provolone cheese, lettuce, tomato & mayo!

#8 BILLY CLUB®

Choice roast beef, smoked ham, provolone cheese, Dijon mustard, lettuce, tomato & mayo.

#9 ITALIAN NIGHT CLUB®

Genoa salami, Italian capicola, smoked ham, and provolone cheese all topped with lettuce, tomato, onion, mayo & our homemade Italian vinaigrette. (Order it with hot peppers)

#10 HUNTER'S CLUB®

A full 1/4 pound of medium rare roast beef, provolone, lettuce, tomato & mayo.

#11 COUNTRY CLUB®

Sliced turkey breast, real wood smoked ham, provolone, and tons of lettuce, tomato & mayo! (A very traditional, yet always exceptional classic!)

#12 BEACH CLUB®

Fresh baked turkey breast, provolone cheese, avocado spread, sliced cucumber, lettuce, tomato and mayo!

#13 GOURMET VEGGIE CLUB®

Double provolone, real avocado spread, sliced cucumber, lettuce, tomato & mayo. (Try it on my 7-grain whole wheat bread. This veggie sandwich is really yummy!)

#14 BOOTLEGGER CLUB®

Roast beef, turkey breast, lettuce, tomato & mayo. An American classic!

#15 CLUB TUNA®

The same as our #3 Totally Tuna except this one has a lot more. Housemade tuna salad, provolone, sliced cucumber, lettuce & tomato.

#16 CLUB LULU®

Sliced turkey breast, bacon, lettuce, tomato & mayo. (JJ's original turkey & bacon club)

#17 ULTIMATE PORKER™

Real wood smoked ham and bacon with lettuce, tomato & mayo! (This one rocks!)

★ SIDES ★

- ★ Soda Pop \$1.65/\$1.90
- ★ Chocolate chip or oatmeal raisin cookie \$1.65
- ★ Real potato chips or jumbo kosher dill pickle \$1.40
- ★ Extra load of meat \$2.00
- ★ Extra cheese or extra avocado spread \$1.00

ORDER ONLINE @ JIMMYJOHNS.COM

FREEBIES (SUBS & CLUBS ONLY)

Onion, lettuce, tomato, mayo, sliced cucumber, hot peppers, Dijon mustard, yellow mustard, oil & vinegar, oregano

WE DELIVER! 7 DAYS A WEEK

SAN ANTONIO 9234 N. LOOP 1604 W. 210.520.0232

"YOUR MOM WANTS YOU TO EAT AT JIMMY JOHN'S!"®





CITY OF SAN ANTONIO

IVY R. TAYLOR
MAYOR

Bienvenidos a San Antonio!

On behalf of the city of San Antonio, I would like to welcome you to the 2015 Nationwide U.S. Masters Swimming Spring Championship. As the seventh largest city in the United States, San Antonio has retained its sense of history and tradition, while carefully blending in cosmopolitan progress. The city has always been a crossroads and a meeting place where the sounds and flavors of the world mingle and merge. About twenty million other visitors will join you this year as you delight in the discovery of San Antonio's charms.

Showcasing one of the newest and brightest charms, San Antonio is extremely proud to host this year's spring nationals at the Northside ISD Swim Center. During your visit outside of competition, take time to enjoy some of the local flavor and attractions, such as the historic Alamo and San Antonio Missions, or nothing says San Antonio quite like El Mercado. Market Square is patterned after an authentic Mexican market, and it will be livelier than ever during *Fiesta*, our city's 124-year celebration that will be taking place during the swim meet.

Whether you are a San Antonio resident or traveling from out of town, you will find everything you need at www.visitsanantonio.com to make your experience the best ever!

I trust you will not only enjoy the best swimming facility in the country throughout your stay here, but also take advantage of our rich, multicultural heritage that has inspired San Antonio's famed South Texas hospitality, unforgettable food and lively fiestas.

Best of luck to all of the competitors and we hope you will visit the Alamo City again soon!

Sincerely,

A handwritten signature in blue ink that reads "Ivy R. Taylor".

Ivy R. Taylor
Mayor

U.S. MASTERS SWIMMING
**SUMMER
NATIONAL
CHAMPIONSHIP**

**August 6-9, 2015
SPIRE Institute**



Cleveland, Ohio



**For More Information
Visit usms.org**



NELSON W. WOLFF
COUNTY JUDGE
PAUL ELIZONDO TOWER
101 W. NUEVA STREET, SUITE 1019
SAN ANTONIO, TEXAS 78205-3482
(210) 335-1326 • FAX (210) 335-2926
Email - nwoff@bexar.org


Dear Participants,

On behalf of Bexar County, I would like to welcome you to the 2015 Nationwide U.S. Masters Swimming Spring Championship. We are excited you are in the Alamo City to compete in one of our 13 new amateur sports facilities funded by \$80 million approved by voters in the Bexar County 2008 venue tax extension.

The Northside ISD Swim Center is at the heart of the county's new sports venues and will make for an outstanding setting for the spring nationals. We are proud to call Northside Independent School District a partner along with co-host organization, San Antonio Sports. Together, their experienced staffs, volunteers and organizing committee are committed to making this the best event possible and your visit to San Antonio a memorable one.

Best of luck to all of the participants, enjoy the facility and have a great visit in San Antonio!

Sincerely,


Nelson W. Wolff

Never Miss Another Swim Event!

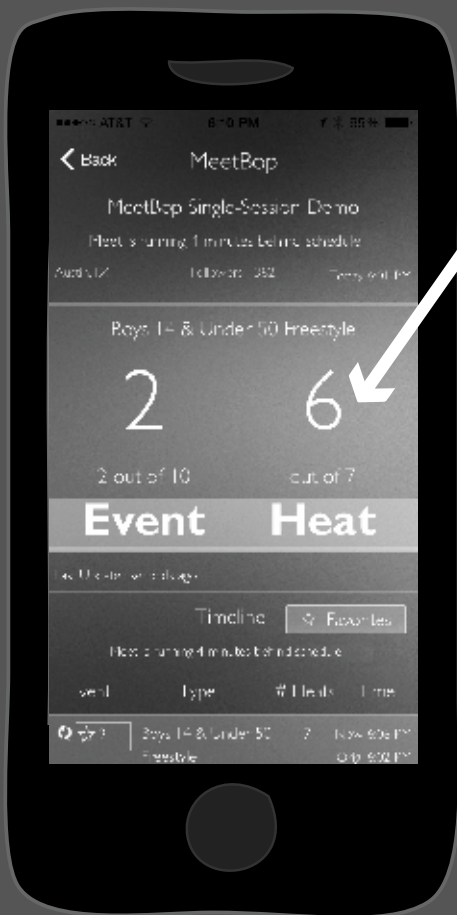
MeetBop is the #1 App for Connecting You to Swim Meets



Grab the FREE app for THIS meet now! Just search for "MeetBop"



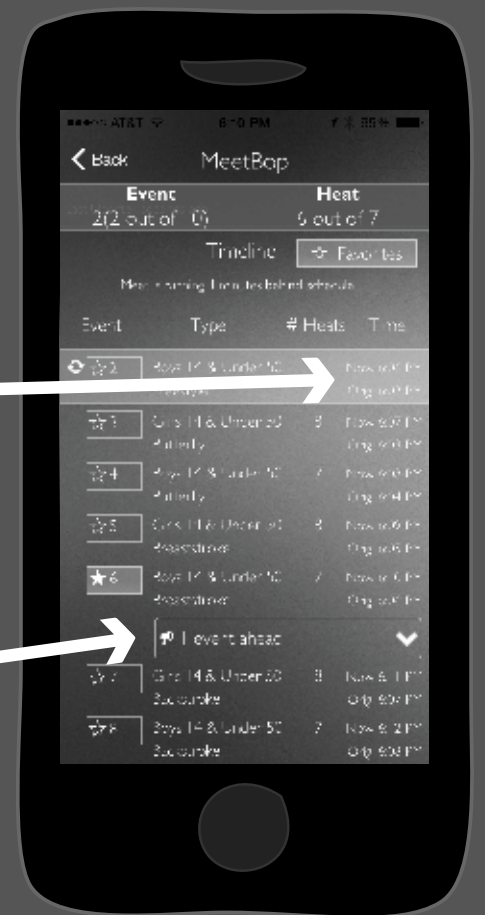
Use MeetBop To:



- Find Current Event & Heat

- See Projected Event Start Times (e.x. if the meet is delayed)

- Receive Pre-swim Alerts





Welcome to the Alamo City!

On behalf of San Antonio Sports, I would like to welcome you to the 2015 Nationwide U.S. Masters Swimming Spring Championship. We are proud to co-host this year's spring nationals with Northside Independent School District at their state-of-the-art swim center, one of the country's finest swimming facilities.

We are honored that Nationwide U.S. Masters Swimming Spring Championship will be the first premier, national swim meet staged at the Northside ISD Swim Center. Northside ISD has a rich history of providing swimming programs to the community and hosting major events. Our local organizing committee, experienced volunteer corps and San Antonio Sports' staff are committed to making this the best event possible.

We hope our South Texas hospitality provides a memorable experience for all who participate. Our rich, multicultural heritage will be uniquely showcased during your visit with *Fiesta*, our 124-year celebration that takes throughout the San Antonio each spring.

Thank you to all who have helped plan and coordinate this event. We hope all the athletes, their families and friends will enjoy everything San Antonio has to offer.

Bienvenidos and we wish each of you the best!

Sincerely,

A handwritten signature in blue ink that reads "Russ Bookbinder".

Russ Bookbinder
President & CEO

Northside ISD Swim Center Short Course Pool Records

Women's Records			Event	Men's Records		
Lucie M Nordmann - The Woodlands Sw	3/8/2014	23.50	50 Free	21.80	3/8/2014	Timothy C Bobo - Dads Club Swim T
Dakota L Luther - Longhorn Aquatic	3/9/2014	52.37	100 Free	47.79	3/9/2014	Jack D Dunworth - Longhorn Aquatic
Dakota L Luther - Longhorn Aquatic	3/7/2014	1:50.77	200 Free	1:43.80	3/7/2014	Alexander S Zettle - Lakeside Aquatic
Dakota L Luther - Longhorn Aquatic	3/8/2014	4:54.87	500 Free	4:38.27	3/8/2014	Alexander S Zettle - Lakeside Aquatic
Payton B Neff - The Woodlands Sw	3/6/2014	10:06.19	1000 Free	9:34.51	3/6/2014	Robert P Fields - The Woodlands Sw
Kaitlynn S Sims - Madnolia Aquatic	3/9/2014	17:02.80	1650 Free	16:01.14	3/9/2014	Robert P Fields - The Woodlands Sw
Savanna A Lowry - Rockwall Aquatic	3/7/2014	28.52	50 Back	26.89	3/7/2014	Jacob J Powell - Premier Aquatics
Lucie M Nordmann - The Woodlands Sw	3/7/2014	55.58	100 Back	51.78	3/7/2014	Isaac A Gwin - Nitro Swimming
Lucie M Nordmann - The Woodlands Sw	3/9/2014	1:59.01	200 Back	1:52.68	3/9/2014	Noah W Henry - North Texas Nada
Katelyn M Bartley - Streamline Aquat	3/9/2014	31.13	50 Breast	29.61	1/17/2015	JJ Alaniz - Marshall HS
Ruth Wilkens - Judson HS	10/11/2014	1:03.60	100 Breast	59.67	3/7/2014	Trenton D Allison - South Shore Sail
Kile M Carriger - City of Midland	3/8/2014	2:22.96	200 Breast	2:10.56	3/8/2014	Trenton D Allison - South Shore Sail
Emma G Stephenson - Dads Club Swim T	3/9/2014	26.48	50 Fly	25.32	1/17/2015	JJ Alaniz - Marshall HS
Lucie M Nordmann - The Woodlands Sw	3/7/2014	55.65	100 Fly	50.93	3/7/2014	Jack H LeVant - North Texas Nada
Dakota L Luther - Longhorn Aquatic	3/8/2014	2:02.23	200 Fly	1:54.34	3/8/2014	Jack H LeVant - North Texas Nada
Katelyn M Bartley - Streamline Aquat	3/7/2014	1:02.06	100 IM	58.66	3/7/2014	Jacob J Powell - Premier Aquatics
Dakota L Luther - Longhorn Aquatic	3/9/2014	2:07.18	200 IM	1:56.65	3/9/2014	Feliz K Van Cauwelaert - Dallas Mustangs
Nikko J Bjontegard - Alamo Area Aquat	3/7/2014	4:27.77	400 IM	4:07.63	3/7/2014	Robert P Fields - The Woodlands Sw
The Woodlands Swim Team A Brosvik, P Neff, E Reese, L Nordmann	3/8/2014	1:38.06	200 Free Relay	1:28.90	3/8/2014	Nitro Swimming L Gwin, M Velasquez, I Gwin, C Rawls
The Woodlands Swim Team A Brosvik, E Reese, P Neff, L Nordmann	3/7/2014	3:31.58	400 Free Relay	3:14.67	3/7/2014	Nitro Swimming C Rawls, M Velasquez, I Gwin, L Gwin
The Woodlands Swim Team E Reese, A Brosvik, P Neff, L Nordmann	3/6/2014	7:36.10	800 Free Relay	7:09.72	3/6/2014	North Texas Nadadores M Willenbring, L Davis, L Armstrong, J LeVant
The Woodlands Swim Team L Nordmann, V Hunt, E Reese, A Brosvik	3/8/2014	1:47.85	200 Medley Relay	1:38.52	3/8/2014	Nitro Swimming I Gwin, C Rawls, M Velasquez, L Gwin
The Woodlands Swim Team L Nordmann, V Hunt, E Reese, A Brosvik	3/9/2014	3:53.58	400 Medley Relay	3:33.55	3/9/2014	North Texas Nadadores N Henry, L Davis, J LeVant, M Willbring



Dear Competitors, Coaches, and Visitors:

Welcome to Northside Independent School District in San Antonio, Texas, home of the Northside Swim Center! We've declared 2015 to be the "Year of Swimming" with four prestigious, national events at our state-of-the-art facility.

- U.S. Masters Swimming Spring National Championships
- Speedo Junior National Championships
- The Phillips 66 National Championships
- Deaf Swimming World Championships

Brian T. Woods, Ed.D.
Superintendent

In addition, we are honored that the Northside Swim Center will host the United States Olympic Training Camp in July 2016, just before the nation's top athletes and coaches head to the Olympic Games in Rio de Janeiro, Brazil.

Northside ISD - San Antonio's Premier School District

Northside Independent School District is the largest school district in San Antonio, fourth largest in the state of Texas, and 27th largest in the country. Our enrollment is more than 103,000 students at 116 schools and we have a staff of more than 13,500 employees. We continue to grow by about 1,500 students each year because of the exemplary academic and co-curricular programs that attract families to Northside ISD.

Northside ISD Aquatics - A Tradition of Excellence

The Northside Aquatics program has also grown through the years, producing outstanding student-athletes since its inception in 1976, including 8 Olympians, 1 World Championship Gold Medalist, 2 U.S. National Champions, 3 National High School champions, more than a dozen Junior National Champions, more than 60 individual University Interscholastic League (UIL) Champions and more than 500 High School All-Americans in Swimming, Diving and Water Polo. We have over 400 swimmers, divers, and water polo players from 11 high schools and over 500 children of all ages participate in club teams through Alamo Area Aquatics.

Northside Swim Center

The Northside Swim Center opened in June 2013, and is the result of a unique partnership between Northside ISD and Bexar County. The state-of-the-art outdoor facility is the only one of its kind in the central United States. Three pools make up the Northside Swim Center: a 50-meter Olympic-sized Pool, a Dive Pool and a Lessons/Instruction Pool. All together, the pools hold approximately 1.5 million gallons of water.

The Dive Pool has four 1m boards, four 3m boards, and a full tower including a 1m, 3m, 5m, 7.5m, and 10m platform. The Instruction Pool is a 25-yard three lane, 4 feet constant depth pool. Adjacent to these outdoor pools is our Natatorium, an indoor 50m competition and lessons pool with many of the same features as the outdoor complex.

The complex includes a training/first aid area, women's and men's locker rooms, ticket booths, concession stands, viewing rooms, covered bleacher seating, and a video board.

The covered bleachers seat 2,500 people and deck seating is available for 1,500 coaches, athletes, and officials.

Thank you for your presence and support of swimming in San Antonio and Northside ISD. Good luck to all of those competing. We hope this is the facility where you qualify for the next level of competition!

Sincerely,

A handwritten signature in blue ink that reads "B.T.W." with a stylized flourish at the end.

Brian T. Woods, Ed.D.
Northside ISD Superintendent

5900 Evers Road
San Antonio, Texas
78238-1606
Tel: 210.397.8770
Fax: 210.706.8772
www.nisd.net



EXPERIENCE
THE EXCITEMENT
OF
SAN ANTONIO
FOR LESS

Start saving now
on attractions,
shopping and more.



San Antonio Vacation Experience

DOWNLOAD THE **SAVE IN SAN ANTONIO APP**,

AND LEARN MORE AT THE
OFFICIAL VISITOR INFORMATION CENTER
LOCATED ACROSS FROM THE ALAMO.



©2015 San Antonio Convention & Visitors Bureau.



Thank you to all our Gold Medal Sponsors

Richard Abrahams
Owen Ackerman
Martha Alexander
Nathan Andrews
Marcia Anziano
Holly Apple
Jonathan Apple
Michelle Ashworth
Joe Aumiller
Bridget Bailie
Holden Bank
Robin Barry
Tom Barton
John Bauman
Alan Bell
Raymond Billings
William Blake
Andrea Block
Sue Bloomfield
Sherri Bogue
Michael Boyle
Bill Brenner
Dana Brown
Ken Burr
Linda Callaway
Chris Campbell
Joan Campbell
Eddie Carter
Melinda Chappell
David Childers
Judy Childers
James Chilton
Jian Chin
David Clark
Dawn Clark
Summer Clarke
Tracy Clarkson
Becky Cleavenger
Jim Clemmons
Detra Clevon
Michael Colligan
Craig Collins
Marie Corley
Kysa Crusco
Robert Czerwinski
Lisa Dahl
Josh Davis
Nadine Day
Elizabeth De Herder

Kirsten Derr
Sherwin Drobner
David Edsall
Tiitta Elias
Andrew Ellis
Todd Erickson
Shawn Feather
Jose Ferraz
John Fields
James Fischer
Kathryn Frost
Stephen Fuselier
Lisa Ganguly
Melissa Gass
Cheryl Gettelfinger
Janet Gettling
Frank Godor
Isabela Goldbas
Mervyn Goldbas
Dara Goldsmith
Michael Goodison
Tracy Grilli
William Grohe
Jack Groselle
Laura Groselle
Heather Hagadorn
Richard Hahn
Melissa Harasz
Charles Heimerdinger
Martha Henderson
Marty Hendrick
Kate Hibbard
Marcia Hill
David Holland
Tom Holmberg
Yuni Irawan
Linda Irish Bostic
Kendal Jacobson
Kristin Jaffe
Sue Jensen
Laurie Kaguni
Susan Keeler
Robert Kelsoe
Paul Klepchick
Laura Koch Davis
Doug Koehler
Nancy Kryka
Linda Larson
Jason Lassen

Megan Lassen
William Lauer
Joann Leilich
Jim LoCascio
Michael Malik
Michael Mann
Ann Marshfield
Doug Martin
Anna Lea Matysek
Jennifer May
Patrick Mc Bride
Matthew Mc Kay
Chris McGiffin
Jana McGill
Christina McKelvey
George Mehok
Florenca Melo
Charles Michaels
Celeste Miller
Jim Miller
Patricia Miller
Matthew Mitchell
Amy Moorhead
Erin Moro
Richard Morris
Kerri Nash
Michael Natelson
Richard Neville
Matthew Niemi
Kerry O'Brien
Chris O'Sullivan
Karen Oliver
Rebecca Perry
Steven Peterson
Mike Peyton
John Pohlmann
Mary Pohlmann
Phyllis Quinn
Nancy Ridout
Sandi Rousseau
Collette Sappey
Steve Savage
Jessica Schauwecker
Jodi Schwartz
Greg Scott
Kelly Seavall
Jeanne Seidler
Mindy Seidler
John Sfingi

Scott Shake
Linda Shoenberger
Isaac Silver
David Sims
Denise Smart
David Smith
Diane Smith
Elsbeth Smith
Robin Smith
Karin Stokes
Michael Stresemann
Susan Strong
Anthony Sullivan
Cooke Thompson
Megan Tompkins
Ed Tsuzuki
Jim Tuchler
Laura Val
Elaine Valdez
Julie Van Cleave
Lisa Van Loben Sels
Steve Van Wart
Nicole Vanderpoel
Rosa Ventura
Kristin Volz
Gerard Von Hoffmann
Stephanie Walsh Beilman
Jonathan Washburn
Linda Webb
Karin Wegner
Jennifer Weiderman
H Weiner
Sarah Welch
Susan Welker
Diane Wheatley
Alana Wilson
Jacob Wilson
Jamie Wilson
Geoff Wilwerding
Craig Wood
Thomas Woods
Robert Wright
Joseph Wyson
Kari Yocum
Max Zollner

Thank you

Event Socials

SAN ANTONIO

Thursday, April 23 (3:00 pm – 9:30 pm)

We kick off our social activities with a tour of downtown San Antonio. We'll start with a history talk at the legendary Alamo and then take a river barge tour of San Antonio's famous River Walk. Dinner is on your own at one of San Antonio's great restaurants before we shuttle back to the pool and meet hotels.

Spots are limited! Tickets \$30/pp.



Restaurant suggestions:

- Iron Cactus Mexican Grill and Margarita Bar (210-224-9835)
- Paesano's (Italian, 210-227-2782)
- Bella on the River (Mediterranean, 210-404-2355)
- Bier Garten on the Riverwalk (210-212-7299)
- Saltgrass Steak House (210-222-9092)
- Waxy O'Conner's Irish Pub and Eatery (210-229-9299)
- Boudro's Texas Bistro (210-224-8484)
- And many more!!!



Saturday, April 25 (6:00 pm – 10:00 pm)

Our main social event is a true Texas Barbecue at a Texas Dance Hall. Please join us at Leon Springs Dance Hall for barbecue, live country & western music, and line dancing. We'll even have a photo booth so you can take home the memories of you and your teammates in western attire! Tickets are \$30 and include dinner and dancing. Cash bar.

Shuttles will run to the Dance Hall from shuttle-designated hotels and the pool. Dance Hall is located at 24135 Interstate 10, San Antonio, TX 78257.

Other activities and places to visit:

Six Flags Fiesta Texas:

Visit <https://www.sixflags.com/fiestatexas> and enter the following promotion code "USMS" for a 55% discount on tickets!!

SeaWorld San Antonio
Enchanted Rock State Park
Natural Bridge Caverns

Contents

Time Line	<i>Inside Front Cover</i>
Meet Information	3
Club Roster — Local Clubs	11
Club Roster — Regional Clubs	17
Athlete Roster (by Club)	18
Day 1 — Thursday, April 23	33
Day 2 — Friday, April 24	37
Day 3 — Saturday, April 25	55
Day 4 — Sunday, April 26	83
National Records	106
Facility Map	112

Injuries don't just happen from 9 to 5.



It's good to know that if your child is ever injured, University Hospital's pediatric trauma team is standing by to provide care around the clock.

- The only Level II pediatric trauma and burn center in South Texas
- Children don't wait in the pediatric emergency department
- Dozens of pediatric specialists inside University Hospital 24/7
- Advanced technology
- Child Life Specialists help comfort children during their recovery process

A partnership for advanced pediatric care

4502 Medical Drive



UniversityChildrensHealth.com

Meet Information

Seeding

The 1650 and 1000 freestyle events will be deck seeded slowest to fastest by entry time, regardless of age and gender (i.e., men and women will be combined). All 200s, the 400 IM and 500 freestyle events will be deck seeded by age group, with the oldest age groups first, slowest to fastest within each age group. All 50s and 100s will be pre-seeded by age group, with the oldest age groups first, slowest to fastest within each age group and men and women separate. Men's heats will precede women's heats for all events. All events will be swum in two 10-lane courses.

Check-In for Distance Events

Positive check-in is required for all 200s, 500 freestyle, 1000 freestyle, 1650 freestyle and 400 IM. Check-in can be done in person at the pool or online. Coaches or teammates may check in for those swimmers whose travel plans do not permit check-in by the deadlines. Check in online at usms.org/comp/scnats15/heats/checkin.php. Failure to check in by the deadline will result in the swimmer being scratched from the event and the swimmer shall not be permitted to swim that event at another time.

Scratches

Any swimmer failing to report to the proper lane in the correct heat of an event shall be scratched from that event and shall not be permitted to swim that event at another time.

Relay Information

Swimmers and coaches may enter relays until 3 p.m. on the day before the relay is scheduled. Each competitor is allowed to swim only one freestyle relay, one medley relay, one mixed freestyle relay and one mixed medley relay. The entry fee for each relay is \$12 (cash, check, or credit card) payable at the time of entry. Refunds will not be given for duplications and/or scratches, so it is recommended that only club representatives handle relay entries. Relay entries are submitted at the relay desk in the

registration area. Each of the four members of the relay team must be registered with the same Masters club and all relay members must have entered the meet and paid the meet surcharge by the individual meet entry deadline (received by March 23, 2015). The relay entry fee is in addition to individual events. Complete relay information is available at the relay desk in the registration area. Relay heat sheets will be posted and relay cards may be picked up at 8:30 a.m. on the day of the relay, at the relay desk located near registration. Prior to the swimming of the relay, the card must contain the name and age of each swimmer competing in the relay and a clear indication of the lead-off swimmer.

Substitution of swimmers is allowed until the relay swim starts. You must enter any changes on the relay card prior to giving the card to the lane timer before the relay is swum. No changes in age group or seed time are allowed. Any change of swimmers must keep the relay team in the same age group or the relay will be disqualified.

Relay cards will not be checked for mistakes and omissions made by club representatives. Disqualifications resulting from mistakes and omissions shall not be reconsidered. Accuracy and completeness are the responsibility of the coaches and/or swimmers submitting the relay cards.

Relay Submission Deadlines

Thurs., April 23	200 medley relay (men's and women's) 200 mixed freestyle relay	3 p.m.
Fri., April 24	200 freestyle relay (men's and women's)	3 p.m.
Sat., April 25	200 mixed medley relay	3 p.m.

OMNI HOTELS & RESORTS[®]

colonnade | san antonio



AAA 4 Diamond Luxury Hotel located within a 10 minute drive of the NISD Aquatic Center!
Indoor & Outdoor Heated Pools with 25 YARD LAP LANE

 **“Top 10 Hotels in San Antonio”**


University Health System
VIVA SWIM

For life.




60% of Hispanic/Latino children don't know how to swim

70% of African-American children don't know how to swim

40% of Anglo children don't know how to swim

10 people drown every day in the U.S.

San Antonio Sports, U.S. Masters Swimming and USA Swimming are creating a legacy to combat those statistics. VIVA SWIM For Life presented by University Health System is a community-wide initiative that increases access for children and their families to swimming pools and lessons.

We have built an area-wide coalition of providers and stakeholders that are making this happen:

Boys and Girls Club San Antonio
 Golds Gym
 San Antonio Swim Academy
 Love to Swim School
 North East ISD
 Northside ISD

NISD Aquatics
 San Antonio ISD
 San Antonio Parks
 and Recreation
 YMCA of San Antonio

San Antonio Sports would like to thank U.S. Masters Swimming for their support of Viva Swim and partnering with us to recognize program participants with a medal presentation during the 2015 Nationwide U.S. Masters Swimming Spring National Championship.



For more information, visit SanAntonioSports.org/VivaSwim

Meet Information

Check-in Times

Positive check-in is required for the 1650, 1000, 500 freestyles, 400 IM, and all 200s. Check-in may be done in person at the registration area or at usms.org according to the following schedule:

Date	Event	In-Person Check-in*	Online Check-in*
Thurs., April 23	1650 freestyle 1000 freestyle	Weds. 3–8 p.m. - Thurs. by 7 a.m. Weds. 3–8 p.m.- Thurs. by 9 a.m.	Tues. 7 a.m.–Thurs. by 7 a.m. Tues. 7 a.m.–Thurs. by 9 a.m.
Fri., April 24	400 IM 200 freestyle	Weds. 3–8 p.m.- Fri. by 7 a.m. Weds. 3–8 p.m.- Fri. by 9 a.m.	Tues. 7 a.m.–Fri. by 7 a.m. Tues. 7 a.m.–Fri. by 9 a.m.
Sat., April 25	500 freestyle (men) 200 backstroke 200 butterfly	Weds. 3–8 p.m.- Sat. by 7 a.m. Weds. 3–8 p.m.- Sat. by 9 a.m. Weds. 3–8 p.m.- Sat. by 11 a.m.	Tues. 7 a.m.–Sat. by 7 a.m. Tues. 7 a.m.–Sat. by 9 a.m. Tues. 7 a.m.–Sat. by 11 a.m.
Sun., April 26	500 freestyle (women) 200 breaststroke 200 IM	Weds. 3–8 p.m.- Sun. by 7 a.m. Weds. 3–8 p.m.- Sun. by 9 a.m. Weds. 3–8 p.m.- Sun. by 11 a.m.	Tues. 7 a.m.–Sun. by 7 a.m. Tues. 7 a.m.–Sun. by 9 a.m. Tues. 7 a.m.–Sun. by 11 a.m.

*All times are Central Daylight Savings Time



TOGETHER, WE HELP EACH OTHER DO MORE.

Nationwide® is proud to partner with U.S. Masters Swimming.

You wouldn't be involved with U.S. Masters Swimming if you weren't passionate about being part of a group that shares your values, but that's not the only reason you're proud of being a member. U.S. Masters Swimming also believes in the importance of philanthropy and in playing an active role in your community. Nationwide shares these values, too, and that's why our partnership works.

**To learn more about our partnership, call 1-866-238-1426
or visit nationwide.com/USMS.**



Nationwide may make a financial contribution to this organization in return for the opportunity to market products and services to its members or customers. Products Underwritten by Nationwide Mutual Insurance Company and Affiliated Companies, Columbus, OH 43215. Not all Nationwide affiliated companies are mutual companies, and not all Nationwide members are insured by a mutual company. Subject to underwriting guidelines, review, and approval. Nationwide and the Nationwide N and Eagle design are service marks of Nationwide Mutual Insurance Company.
©2015 Nationwide Mutual Insurance Company, AFO-0576A01 (3/15)

Meet Information

Warm-up Times

The competition pool will be open for warm-up on Wednesday, April 22, from 3 p.m. to 8 p.m. On competition days (Thursday-Sunday), the competition pool will be open from 6:30 a.m. until 7:50 a.m. The outdoor warm-up pools will be available from 6:30 a.m. until the conclusion of the final event each day. The indoor warm-up pool will be available from 8 a.m. until the conclusion of the final event each day. The competition pool will also be open for warm-up for 30 minutes following the last heat of the 400 IM and 500 freestyle events on Friday, Saturday, and Sunday, respectively. The competition pool will be open for at least 30 minutes following the last event each day. On Thursday, April 23, the competition pool will remain open until 5 p.m. or 30 minutes following the last heat of the 1000, whichever is later.

Warm-up Procedures

Swimmers must enter the pool feet first in a cautious and controlled manner. No diving or backstroke starts will be allowed, except in designated sprint lanes. One or two lanes will be designated as one-way sprint lanes during the pre-meet warm-up sessions in the competition pools only. One-way sprint lanes will also be designated in the warm-up pools during competition. Any swimmer who acts in an unsportsmanlike or unsafe manner within the swimming venue may be considered for appropriate action or penalty by the referee (rule 102.13.3). Pull buoys, kickboards, fins, hand paddles, and snorkels are not allowed in the competition or warm-up pools.

Split Notification

Split requests for records or Top 10 are required for an initial distance of an individual backstroke event. The swimmer is responsible for picking up the Split Notification Form from the administrative official, filling it out and presenting it to the administrative official prior to the swim. A split request for initial distances of all other individual events (excluding individual backstroke events) and for all relay leadoff splits has been submitted on behalf of all swimmers, and swimmers need not submit split requests for those events. Automatic split times will be submitted for USMS Top 10; however automatic split times from individual events will not automatically appear in the USMS event results database. If you would like a split time to be added to the event results database, email your request to webmaster@usms.org.

Time Verification (formerly OVCs)

Swimmers wishing to have times entered into SWIMS (USA Swimming times database) must complete a form at the meet prior to the swim. Contact the administrative official at the meet.

Awards

Medals will be given for first through tenth places in each age group for each event. A U.S. Masters Swimming championship patch will be given to each individual and relay team member for the first event won. Swimmers winning more than one event may purchase additional patches. Unclaimed awards will not be mailed unless arrangements are made at the meet.

Club Scoring

Championship banners will be presented to the top 5 clubs in the regional division and to the top 10 clubs in the local club division. These will be presented at the conclusion of the meet on Sunday, April 26.

Online Coverage

Follow the event online at usms.org/comp/scnats15/live.php, on our Facebook page, and on Twitter, where we will post photos and stories.

Heat Sheets & Results Available on Mobile Devices

Use Active Network's Meet Mobile to get heat sheets and instant results on your mobile device. Just download the Meet Mobile app on iTunes or Google Play on your iPhone, iPad, or Android.

Service Animals

Animals other than service animals will not be permitted on deck or at the venue.

greensboro

NORTH CAROLINA
compete in the center of it all.



**The Greensboro Aquatic Center
has been the host site for:**

- 2015 NCAA Division I Women's Swimming and Diving National Championships
- 2012 U.S. Masters Swimming Spring Nationals
- 2012 U.S. Olympic Trials - Synchronized Swimming
- 2011-2015 U.S. Masters Swimming High Performance Group
- YMCA Short Course Nationals

- ACC Swimming Championships
- USA Swimming Speedo Winter Junior Nationals
- USA Swimming Junior and Senior Sectionals
- USA Synchronized Swimming Junior Olympics Championships
- USA Swimming AT&T Winter Nationals

VisitGreensboroNC.com

**2016 Nationwide U.S.
Masters Swimming Spring
National Championship**
April 28-May 1, 2016


The Capt. Ransom J. Arthur, M.D. Award

DON'T MISS THE ANNOUNCEMENT OF THE 2015 RECIPIENT, WHICH WILL TAKE PLACE ON THE POOL DECK AFTER SATURDAY'S 30-MINUTE WARM-UP BREAK.

Given annually to a volunteer who's made significant contributions to the goals and objectives of Masters Swimming, this award honors Capt. Ransom J. Arthur, M.D., who, through his dedication to improving the health of adults through swimming, established U.S. Masters Swimming. Recipients have made outstanding contributions at the national, regional, and local levels through accomplishments that benefit and enhance USMS programs. Selection criteria for the Award include:

- Encouraging and promoting improved adult physical fitness and health
- Offering opportunities to participate in lifelong fitness and competitive swimming programs
- Encouraging organizations and communities to establish and sponsor Masters Swimming programs
- Enhancing fellowship and camaraderie among Masters swimmers
- Stimulating research in the sociology, psychology, and physiology of Masters Swimming

Nominations for the 2016 Capt. Ransom J. Arthur M.D. Award are due on March 15, 2016.



Train at Home.

Develop muscle strength and endurance
in the privacy of your own pool.

HOMEswimmer

Get the award-winning HomeSwimmer system for stationary and resistance training today and turn your pool into a fitness pool in less than three minutes. No tools necessary.

Join thousands of satisfied home swimmers worldwide who enjoy fitness swimming in the privacy of their own homes and remember, it isn't a swimming pool if you can't swim...®

To learn more or to order visit HomeSwimmer.com. Use Code "Masters" for Free Combo set (swim cap, goggles, and ear caps). Limited time offer.



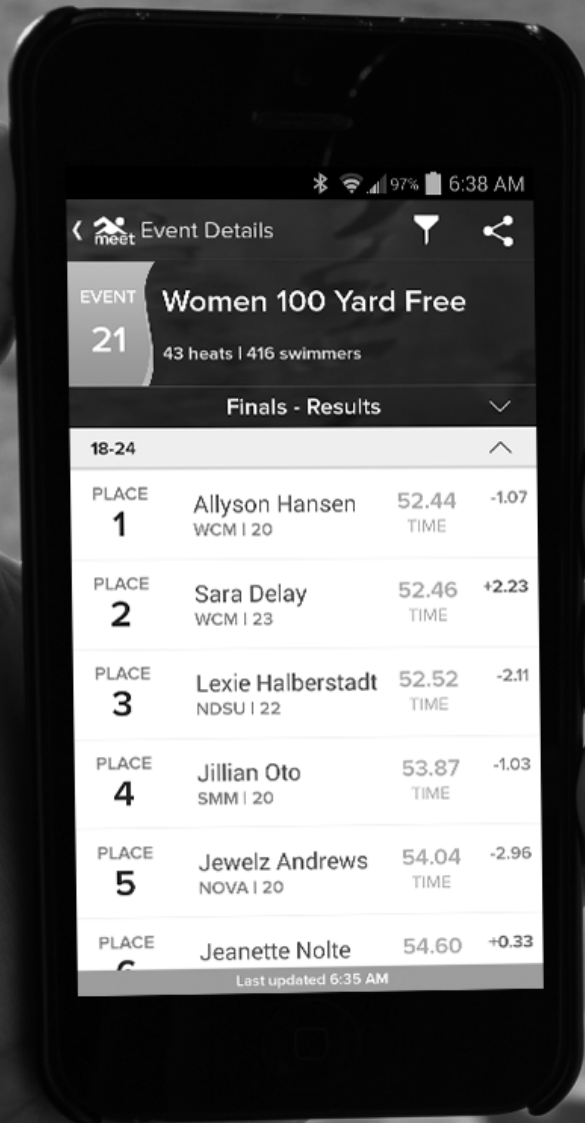
MEET MOBILE

The app loved by over a million swimmers, fans, coaches and meet hosts worldwide.

See what it can do for you...



Visit the iTunes or Google Play store.



EVENT Women 100 Yard Free			
43 heats 416 swimmers			
Finals - Results			
18-24			
PLACE 1	Allyson Hansen WCM 20	52.44 TIME	-1.07
PLACE 2	Sara Delay WCM 23	52.46 TIME	+2.23
PLACE 3	Lexie Halberstadt NDSU 22	52.52 TIME	-2.11
PLACE 4	Jillian Oto SMM 20	53.87 TIME	-1.03
PLACE 5	Jewelz Andrews NOVA 20	54.04 TIME	-2.96
PLACE 6	Jeanette Nolte	54.60	+0.33

Last updated 6:35 AM

ACTIVEHY-TEK™



ACTIVE Network is the Official Technology Partner of U.S. Masters Swimming

www.ACTIVEswim.com

Club Roster – Local Clubs

1	ABM	Academy Bullets Masters	49	FINS	Fins Aquatics Club
2	ADMS	Adirondack Masters	50	FCST	First Colony Masters Swimming
3	AOM	Aggie Outlaw Masters	51	FAST	Fort Worth Area Swim Team
4	AAAA	Alamo Area Aquatic Association	52	GSM	Garden State Masters
5	ALEX	Alexandria Masters Swimming	53	GERM	Germantown Maryland Masters
6	ANBM	Anderson Barracuda Masters	54	GOLD	Gold Coast Masters
7	AQTX	Aquatex Swim Team	55	GSMS	Grand Strand Masters Swimming
8	AGM	Aquatics of Georgetown Masters	56	GMST	Granite Club
9	AQAX	AquaXtreme	57	GBM	Great Bay Masters Swimming, In
10	ARKM	Arkansas Masters	58	GS	Greenville Splash YMCA Masters
11	AGUA	Asphalt Green Masters	59	GYMS	Greenwood YMCA Masters Swimmin
12	AWJ	Atlanta Water Jocks	60	GRSC	Gulliver Swim Club
13	AMS	Auburn Master Swimmers	61	HIMA	Hawaii Masters
14	BDGR	Badger Masters	62	HEAT	Heart of Texas Aquatic Masters
15	BCTM	Bearcat Masters	63	HSC	HELIOPOLISE
16	BERK	Berkeley (NJ) Aquatic Masters	64	HOBO	Hoboken Masters
17	BUMS	Binghamton Univ Masters	65	HOPK	Hopkins Masters Swimming
18	BWAQ	Blue Wave Aquatics	66	COOG	Houston Cougar Masters
19	BGSC	Bowling Green Swim Club Master	67	HRCS	Houston Racquet Club Swimming
20	BOZE	Bozeman Masters	68	HCMG	Hub City Masters Gators
21	BBMA	Bradley-Bourbonnais Masters Aq	69	HASA	Hudson Area Masters Swimming
22	YCFM	Central Florida Y Masters	70	HUNT	Huntsville Swim Assoc
23	CTS	Central Texas Masters Swimmers	71	INDY	Indy Aquatic Masters
24	CWST	Central Washington University	72	IMSC	Irving Masters Swim Club
25	CAQM	Charger Aquatics Masters	73	ISMT	ISWIM MASTERS TEAM
26	WLAC	Chicago Athletic Clubs Masters	74	JAM	Jersey Area Multisport
27	CHIC	Chico Masters Swimming	75	KATS	Kalispell Masters
28	COM	City Of Midland Aquatics	76	KAC	Kingsport Aquatic Center
29	PCAT	City of Plano Swimmers Wetcats	77	KM	Kroc Masters
30	1693	Club Tribe Alumni	78	LOM	Ladera Oaks Masters
31	1776	Colonials 1776	79	LAKE	Lakeway Masters
32	CSMT	Columbus Sharks Masters	80	OAS	Lancaster Oasis Masters
33	CON	Concord Masters Swim Team	81	L4S	Lane 4 Swimming
34	CVMM	Conejo Valley Multisport Maste	82	LVM	Las Vegas Masters
35	CONN	Connecticut Masters	83	LCNM	Lewis Clark Neptunes Masters
36	CSPM	CSP Tideriders Master Swim Clu	84	LIB	Libertyville Masters
37	CFSC	Cy-Fair Swim Club	85	LTAZ	Life Time Swim Arizona
38	DADS	Dad's Club Swim Team Masters	86	LTMN	Life Time Swim Minnesota
39	DKTA	Dakota Masters	87	LTST	Life Time Swim South Texas
40	DAMM	Dallas Aquatic Masters	88	LMAO	Lincoln Masters and Others
41	DAM	Davis Aquatic Masters	89	LIEM	Long Island Express Masters
42	DMST	Decorah Masters Swim Team	90	TXLA	Longhorn Aquatics
43	DASC	Denton Area Swim Club	91	LAPS	Los Angeles Peninsula Swimmers
44	DRMS	Drew Masters Swimming	92	LOCO	Lowcountry Masters
45	EST	Eagle Swim Team Masters	93	MESC	Maine Masters Swim Club
46	ELG	Elgin Blue Wave Swim Team	94	MAM	Manatee Aquatic Masters Inc
47	META	Ensworth Tiger Aquatics Master	95	MCH	Master Chihuahua
48	ETEX	ETEX Masters Swim Team	96	MOB	Masters Of Brazos

MICHAEL PHELPS

X PRESSO

DESIGNED by



- Engineered with Aqua Sphere's exclusive Exo-Core technology
- Manufactured with two proprietary hydrodynamic textiles, ExoFoil and AquaCore
- Bonded seams
- Internal silicone leg grips
- Designed and manufactured in Italy

MPTM
MICHAEL PHELPS

Club Roster – Local Clubs

97	MACS	Masters of Cerritos	145	RHMS	Rolling Hills Mud Sharks
98	MOST	Masters of South Texas	146	ROSE	Rose Bowl Masters
99	MPNY	MATCH POINT NYC MASTERS	147	RYL	Royal Swim Team
100	MACA	Memorial Athletic Club Aquatic	148	SEAM	Saint Edward's Aquatics Master
101	MELO	Menlo Masters Aka Team Sheeper	149	SDSM	San Diego Swim Masters
102	MMAC	Mesa Aquatics Club-Masters	150	SMM	San Mateo Masters
103	MTMS	Middle Tennessee U Masters Swi	151	CRUZ	Santa Cruz Masters Aquatics
104	MTSC	Middle TN Masters Swim Club	152	SRM	Santa Rosa Masters
105	MINN	Minnesota Masters Swim Club	153	SYSM	Sarasota Y Sharks
106	MVN	Mission Viejo Masters	154	SAWS	Sawtooth Masters
107	ANCM	Montgomery Ancient Mariners	155	SED	Sedona Masters Swimming
108	MVM	Mountain View Masters	156	SMST	Sierra Marlins Masters
109	MOVY	MOVY Masters	157	SNM	Sierra Nevada Masters
110	NASH	Nashville Aquatic Club Masters	158	JCC	SLC JCC
111	NAM	New Albany Aquatics Club	159	SNOW	SNOW Masters Swimming
112	NYAC	New York Athletic Club	160	SDM	South Davis Masters
113	NITR	Nitro Swimming	161	SSSM	South Shore Sails Masters Swim
114	NOST	No Stars Swimming Master's Clu	162	STFF	South Texas Flying Fish
115	NTEX	North Texas Masters	163	SWM	South West Aquatic Masters
116	NSA	Northern Sierra Aquatics	164	SWYM	South West YMCA Masters
117	NORT	Nort'landers Swim Club	165	SVY	Spring Valley YMCA Masters
118	NOVA	Novaquatics Masters	166	SPM	St Pete Masters Inc
119	O*H*	O*H*I*O Masters Swim Club	167	SLAM	St. Louis Area Masters
120	OCMT	Oahu Club Masters Team	168	STAN	Stanford Masters Swimming
121	OJAI	Ojai Masters	169	RAY	Stingrays Masters Swimming
122	OKMS	Oklahoma Masters Swim Club	170	SFTL	Swim Fort Lauderdale
123	OACM	Olympus Aquatics	171	SWMN	swimmin
124	OMAH	Omaha Masters Swim Club	172	NUTS	Swymnut Masters
125	OLD	Omega Lambda Delta	173	T2NM	T2 Naples Masters
126	OWST	Open Water Swim Team	174	TAM	Tamalpais Aquatic Masters
127	OAM	Orinda Aquatic Masters	175	TBAM	Tampa Bay Aquatic Masters
128	PBM	Palm Beach Masters	176	TAOS	Taos Masters Swimming
129	PALM	Palmetto Masters	177	TNYA	Team New York Aquatics
130	PAA	Peddie Aquatic Association	178	TPIT	Team Pittsburgh Masters
131	PCCM	Peninsula Community Center Mas	179	RIDG	Team Ridglea
132	PAQM	Performance Aquatics	180	TW	Team Walker
133	PSCM	Phoenix Swim Club	181	TFMS	TeamFINS Masters
134	PM	Pipeline Swimming	182	TTEX	TeamTexas Masters
135	PACK	Premier Aquatic Masters	183	TNAQ	Tennessee Aquatics Masters Swi
136	QMST	Quest Masters Swim Team	184	TFAM	Texas Ford Aquatic Masters
137	QSS	Quick Silver Swimming	185	TXST	Texas State Swim Club
138	RGMS	Red Giant Masters Swimming	186	TOC	The Olympic Club
139	RMST	Reston Masters Swim Team	187	THOR	Thoreau Club
140	RICE	Rice Aquatic Masters	188	TMAT	Tooele Masters Aquatic Team
141	RGSC	Rio Grande Swim Club	189	TNYM	Town North YMCA Masters
142	ROCH	Rochester Area Masters Swimmin	190	STAR	Tri Star Masters Swimming
143	RAMS	Rocklin Aquatics Masters	191	TVM	Tri Valley Masters
144	RAM	Rockwall Aquatics Masters	192	TYMS	Trillium Y Masters Swim Club



blueseventy®

WELCOME TO USMS NATIONALS!

AS A CELEBRATION OF YOUR EFFORTS, WE HAVE PUT TOGETHER TWO VERY ATTRACTIVE OFFERS

RACE SUIT BUNDLE	TRAINING BUNDLE
10% OFF ALL RACE SWIMWEAR PLUS GET A FREE T-SHIRT OR BULLET CAP WITH EVERY SUIT	THIRTY FIVE PERCENT OFF SWIM BAG, TRAINING SUIT, NERO GOGGLES AND A SILICONE CAP

WE WILL ALSO BE RAFFLING OFF TWO TRAINING SUITS
AND TWO RACING SUIT SUNDAY AT NOON
PLEASE STOP THE BOOTH TO ENTER AND SAY HI!




Club Roster – Local Clubs

193	TULS	Tulsa Masters Swim Club
194	UC02	UC02
195	UC04	UC04
196	UC06	UC06
197	UC07	UC07
198	UC08	UC08
199	UC10	UC10
200	UC11	UC11
201	UC13	UC13
202	UC14	UC14
203	UC15	UC15
204	UC16	UC16
205	UC17	UC17
206	UC18	UC18
207	UC21	UC21
208	UC25	UC25
209	UC26	UC26
210	UC27	UC27
211	UC32	UC32
212	UC33	UC33
213	UC34	UC34
214	UC36	UC36
215	UC38	UC38
216	UC39	UC39
217	UC43	UC43
218	UC44	UC44
219	UC45	UC45
220	UCLA	UCLA Bruin Masters
221	TERR	UMAC-Terrapin Masters
222	DUCK	University of Oregon Swim Club
223	USF	University of San Francisco Ma
224	VALM	Valpo Masters
225	VSM	Vanderbilt Swim Club
226	VCM	Ventura County Masters
227	VMST	Virginia Masters Swim Team
228	WOW	Wahoos of Wellington Masters
229	WWM	Walla Walla Masters
230	WCM	Walnut Creek Masters
231	WSMC	Wellness Masters Swim Club
232	WH2O	West Hollywood Aquatics
233	WM	Westchester Masters
234	WHAC	WHAC Masters
235	WAMS	Wildcat Alumni Masters
236	WIND	Wind-n-Sea Masters Swimming
237	WMST	Woodlands Masters Swim Team
238	YCMS	Yuba City Masters Swimming

WANTED

[By July 1st]



We all know lots of selfless members doing great volunteer work for U.S. Masters Swimming. We want to recognize their efforts. Tell us who deserves to be rewarded.



Each year USMS recognizes exemplary coaching, local, regional and national service, outstanding fitness programs, successful communications programs and excellence in promoting open water swimming. We also celebrate the local and regional club of the year.



Help us reward initiative and performance by nominating people you know who fulfill the ideals of the awards.

AWARDS

Awards criteria and nomination forms can be found at usms.org/admin/awards/



**U.S. MASTERS
SWIMMING**



**Colorado
TIME SYSTEMS®**

A PLAYCORE Company

COLORADO TIME SYSTEMS
APPLAUDS ALL OF THE ATHLETES
PARTICIPATING IN
THIS PRESTIGIOUS EVENT.

For over 40 years, Colorado Time Systems has provided premier athletic facilities with platinum quality timing, scoring, and display systems. Make the decision to join the 20,000+ satisfied customers who have chosen Colorado Time Systems.

Contact us today and take advantage of the exclusive discount offered to U.S. Masters Swimming members.

WWW.COLORADOTIME.COM | 800.279.0111




Colorado Time Systems is the
Official Timing Partner of U.S. Masters Swimming.

©2015

Club Roster – Regional Clubs

1	AKMS	Alaska Masters Swim Club	12	NEM	New England Masters Swim Club
2	ARIZ	Arizona Masters Swim Club Inc	13	NIAG	Niagara District Masters
3	CMS	Colorado Masters Swimming	14	NMMS	New Mexico Masters Swimming
4	FACT	Florida Aquatic Combined Team	15	OREG	Oregon Masters
5	GAJA	Georgia Masters	16	PSM	Puget Sound Masters
6	HMS	Hydropower Masters Swim Club	17	SKY	Swim Kentucky Masters
7	IAMA	Iowa Masters	18	SMS	Southern Masters Swimmers
8	IM	Illinois Masters	19	SWOM	Southwest Ohio Masters
9	MICH	Michigan Masters	20	UTAH	Swim Utah
10	MM	Montana Masters	21	WMAC	Wisconsin Masters Aquatic Club
11	NCMS	North Carolina Masters Swimmin	22	WMSC	Wyoming Masters Swimming Club



**GET THERE
LIKE A WINNER.**



**VIA and Viva Swim-
Partners in Community Safety**

Athlete Roster – by Club

Name	Age	Name	Age	Name	Age	Name	Age
Academy Bullets Masters		Alexandria Masters Swimming		Copeland, Parkie J	W85	Fahey, Lisa	W44
Colburn, Christopher M	M43	Jakubchak, Lindsey N	W32	Courtney, Chris	M42	Gallagher, Douglas J	M39
Vaganova, Natalia	W40	Jent, Daniel E	M37	DeBerry, Tyler	M31	Katz, Jane	W72
Total: 2		Miller, Alaina	W33	Dickson, Keith F	M18	Kayupov, Arman	M30
Adirondack Masters		Taylor, Tim	M28	Dickson, Kurt F	M47	Sadovski, Stan	M26
Cutting, Shannon E	W51	Total: 4		Eisenklam, Peter A	M72	Sanchez, Matias	M40
Total: 1		Anderson Barracuda Masters		Everett, Douglas D	M51	Sarg, Kathleen B	W71
Aggie Outlaw Masters		Kerley, April D	W36	Fritz, Jack R	M82	Saunders, Patricia A	W71
Kimpel, Mark P	M33	Rokich, Karen A	W56	Fritz, Jill D	W74	Shechter, Stanley J	M82
Total: 1		Total: 2		Gallagher, Kathy	W50	Uras, Onur	M30
Alamo Area Aquatic Association		Aquatex Swim Team		Gillies, Judy L	W67	Total: 15	
Andrew, Douglas H	M67	Bennett, Anne H	W40	Goduto, Dana M	W51	Atlanta Water Jocks	
Bott, Nicole	W29	Jonsson, Stefan	M52	Grevers, Annie	W27	Benucci, Lorenzo	M47
Bradley, Nicole	W28	Kravitz, Larry C	M61	Grevers, Matt	M30	Dyer, Andy	M56
Brettmann, William A	M18	Linnborn, Scott R	M45	Howard, Patrick D	M46	Fields, John A	M58
Bush, Jonathan	M32	Murray, Huddie M	W58	Major, Becki P	W51	Natkin, Heidi	W41
Carey, Justin J	M19	Slay, Garrett L	M21	McKinney, Kenneth O	M76	Webb, Amy K	W28
Cedio, Mary E	W32	Total: 6		Modjeska, Mark E	M62	Total: 5	
Counts, Nyssa R	W27	Aquatics of Georgetown Masters		Oo, Aung Sann	M33	Auburn Master Swimmers	
Dorrestijn, Robert	M42	Azuma, Lynn M	W41	Peter, Harold E	M80	Mihalik, Jennifer	W36
Friedrich, Robert L	M44	Bean, Morgan A	M19	Roth, Barry	M60	Total: 1	
Fuselier, Stephen A	M55	Bender, Jenny	W41	Shaffer, Craig A	M68	Badger Masters	
Garcia, Rogerio E	M53	Bibles, Shirley	W52	Shake, Scott D	M57	Werlinich, Greg S	M50
Goodman, Siobhan	W18	Courtney, Jack W	M61	Springer, Douglas A	M68	Total: 1	
Harris, Lisa L	W54	Cumnock-Francois, Ben M	M28	Stites, Jim S	M57	Bearcat Masters	
Howard, Dana S	W51	Feather, Shawn M	W54	Surdoval, Nancy	W61	Cedano, Noel	M35
Ingalls, Melvin N	M75	Fusilier, Beau D	M18	Swick, John T	M31	Sciacca, Krysten M	W27
Knight, Heather K	W19	Goulding, Kathy J	W56	Tewksbury, Glenn A	M81	Willeboordse, Fall	W49
Krueger, P J	M68	Hahn, Richard	M72	Titus, Marcus	M28	Total: 3	
Lane, Tanya	W43	Houck, David	M33	Valle, Marc A	M41	Berkeley (NJ) Aquatic Masters	
Lane, Will H	M44	Houck, Philip D	M65	Vargas, Daniel	M54	McGiffin, Chris D	M49
Leusing Canales, Katherine A	W53	Jones, Philip W	M46	Vorrasi, Catherine M	W32	Total: 1	
Libardoni, Mark	M44	McLean, Scott P	M49	Wang, Karen	W52	Binghamton Univ Masters	
Music, Wayne	M65	Sabo, Shawn E	W55	Wang, Ke	M58	Cothren, Jack	M65
Pangburn, Samuel J	M45	Welcome, Karen M	W70	Warren, Courtney D	M35	Kelly, Kaymee	W30
Pederson, Deborah J	W57	Total: 16		Winter, Larry	M67	Schueckler, Leslie	W59
Plummer, Andrew	M43	AquaXtreme		Total: 44		Tourtual, Dorothy M	W63
Rojas, Gus M	M25	Pichardo, Jeffry	M32	Arkansas Masters		Wells, Geoff	M32
Sanders, Chris D	M21	Segarra, Rafael G	M51	Burke, Dorothy A	W75	Yoder, Abigail L	W33
Senior, Peter J	M27	Total: 2		Golden, Larry	M54	Youtt, George R	M66
Spivey, Brian C	M55	Arizona Masters Swim Club Inc		Gooding, Jack W	M61	Total: 7	
Wellinghoff, Stephen T	M64	Bailey, Hop	M67	Martin, Doug	M61	Blue Wave Aquatics	
Total: 31		Baird, Jeff A	M55	Thor, Timothy D	M38	Blackburn, Jean	W63
Alaska Masters Swim Club		Bayly, Helen H	W78	Total: 5		Total: 1	
Billings, Raymond	M50	Beck, John L	M45	Asphalt Green Masters		Bowling Green Swim Club Master	
Collier, Scott J	M60	Brundage, Patrick W	M48	Altman-Kurosaki, Jonas Y	M26	Langendorfer, Stephen J	M64
Cook, Mimi	W50	Bunch, Brigid J	W51	Balz, Marielle	W23	Total: 1	
Hamilton, Raymond H	M71	Case, Mary Ann	W75	Butz, Jeremy R	M26	Bozeman Masters	
Smith, Paula J	W60	Comings, Jeff P	M41	Butz, Richard F	M58	Reid, Kyle D	M24
Total: 5				Cort, Hayley E	W53		

Name	Age	Name	Age	Name	Age	Name	Age
Bozeman Masters		Saad, Victoria L	W49	Colonials 1776		Mann, Michael T	M60
Total: 1		Steen, Peter	M45	Bankovich-Mihalik, Bethany .	W32	Marsh, Russell L	M59
Bradley-Bourbonnais Masters Aq		Stevens, Ryan O	M35	Barry, Shaun P	M38	Melanson, Edward	M52
Cartier, Nicole	W40	Stevens, Stephanie	W32	Clarkson, Tracy L	W65	Najjar, Ellie S	W53
Tietjens, Kiiri T	W38	Wilson, Robert H	M63	Hood, Patricia B	W59	Nelson, Judy A	W54
Total: 2		Total: 14		Keyser, Brian	M58	Nelson, Kurt D	M55
Central Florida Y Masters		Chicago Athletic Clubs Masters		Martin, Michael P	M54	Nemick, Gregory W	M27
Bryant, Brandon	M46	Boeke, Lonny	M37	Mccloskey, Cecilia D	W65	Nolte, Christopher C	M58
Iselin, Christian R	M71	Weigand, TJ	M42	Stoner, Jon	M63	Nolte, Susan D	W54
Jones, Eney	W54	Total: 2		Waldbaum, Joan B	W84	Oldach, Robert C	M52
Kirkpatrick, Laura A	W55	Chico Masters Swimming		Walsh Beilman, Stephanie	W65	Orten, Frank T	M56
Kloppe, William R	M34	Cafferata, Gail L	W66	Wolff, Melinda S	W62	O'Sullivan, Chris	M40
Kroupa, Andy S	M46	Fischer, Niel E	M50	Yocom, Douglas N	M63	Patten, Bob W	M80
Lydecker, Charles H	M51	Hernandez, Jill S	W54	Total: 12		Petersen, Charlotte	W54
Mercer, Rich	M51	Maurer, Adrian B	M31	Colorado Masters Swimming		Petersen, Craig	M55
O'Dell, Rick	M47	Reece, Katherine F	W39	Abrahams, Richard T	M70	Plummer, Mark A	M78
Wilkins, Jillian A	W34	Reece, Margaret E	W43	Addadi, Mehdi	M37	Quinnell, Jodi A	W32
Wood, Steve	M54	Total: 6		Anziano, Marcia	W70	Richardson, Kim G	W46
Total: 11		City Of Midland Aquatics		Bank, Holden J	M55	Rosener, Karen K	W61
Central Texas Masters Swimmers		Covington, Gary N	M68	Batchelder, John R	M34	Rosinski, Thomas J	M45
Crain, Katherine	W25	Harrington, Robert	M64	Boileau, Mike	M53	Ruppel, Laura M	W39
Dupuy, Amy E	W31	Lysinger, Chris S	M58	Boileau, Ute C	W52	Sachs, Janet G	W78
Erdos, Jonathan	M34	Total: 3		Botyarov, Michael	M20	Sappey, Collette H	W50
Husty, Sandra E	W55	City of Plano Swimmers Wetcats		Bruckman, Mitchell	M19	Scott, Ashley E	W26
Peterson, Susan M	W52	Barton, Tom	M58	Campbell, Ellen A	W52	Scott, Greg C	M55
Rafalowski, Shannon	W43	Baxter, Kyle E	M28	Castanha, John	M55	Seavall, Kelly J	W46
Sieber, John	M38	Cole, Janie	W61	Cotton Tatnall, Suzy C	W55	Sheldon, Paul	M44
Total: 7		Domb, Bina	W58	Dau, Janice A	W52	Smith, David J	M27
Central Washington University		Doyle, Michael B	M51	Derr, Kirsten L	W50	Sundberg, Melissa A	W24
Dahlgren, Bryan	M21	Gleason, Steve L	M63	Doherty, Kevin J	M41	Taylor, Dylan	M28
Dugan, Kylie	W19	Gregory, David S	M50	Eisenhuth, Matthew S	M40	Trinidad, Reuben D	M35
Gonser, Becca	W19	Heil, Michelle E	W44	Fischer, Christine	W34	Tveitmoe, Robert N	M62
Gray, Trevor O	M39	Maccurdy, Krissy	W62	Framke, Erin C	W41	Vanderpoel, Nicole L	W50
Lemke, Savannah	W22	McCarthy, Shaun	M54	Friedlander, Rebecca L	W48	Vaughan, James M	M68
Moerdyk, Kristen M	W21	McKelvey, Christina J	W61	Ganiyev, Doston	M27	Weir, D Scott	M57
Olden, Jaegger	M22	Morrison, Lynn	W60	Garland, Robert	M45	Wise, Louise	W72
Schmidt, Conor	M19	Pipkin, Ken	M70	Garnier, Kathy L	W54	Wise, Mike	M50
Tikka-Dills-Lovasz, Sarah E	W21	Randles, Ryan	M35	Gleser, Robert A	M69	Young, Lydia L	W66
Total: 9		Rivera, Evangeline N	W27	Grotke, Greg	M46	Zentgraf, Karen W	W73
Charger Aquatics Masters		Sher, Jonathan D	M50	Hagadorn, Heather	W50	Total: 75	
Consaul, James R	M60	Stone, Stephanie	W47	Hatch, Eric	M40	Columbus Sharks Masters	
Decker, Nicholas W	M47	Thatcher, Sandy G	M71	Hultin, Walter B	M71	Keyser, David	M48
Decker, Teddy S	W42	Total: 18		Jimenez, Ignacio	M49	Total: 1	
Gillilan, William J	M43	Club Tribe Alumni		Jones, Ryan K	M38	Concord Masters Swim Team	
Jelson, Jennifer K	W52	Ahlgren, Kyle R	M39	Kimbrough, Doris R	W55	Corporon, Nicolle A	W30
Lavelle, Kyrstin	W50	Griffin, Jim	M57	Ladrow, Andrew W	M34	Total: 1	
Mueller, Diane M	W80	Sullivan, Shannon D	W39	Laney, Judith B	W62	Conejo Valley Multisport Maste	
Puhl, Patty J	W65	Williams, Rich	M39	Le Vasseur, Andrew P	M51	Boosin, Michael J	M48
Puhl, Richard W	M65	Total: 4		Linke, Lyndsey M	W34	Cleavenger, Becky	W51
				Mandel, Alon	M26	Godges, Arlette A	W50
				Mann, Jonathan E	M54		

Athlete Roster – by Club

Name	Age	Name	Age	Name	Age	Name	Age
Conejo Valley Multisport Maste		Smit, Michael	M40	Ladd, Laura M	W47	Schauwecker, Jessica L	W25
Karren, Kelly S	M41	Soza, Walter E	M42	Total: 1		Tullbane, Lisa R	W47
Koehler, Doug J	M49	Stewart, Stephanie R	W51	ETEX Masters Swim Team		Total: 14	
Smith, Diane G	W70	Welty, Bob	M70	Cozadd, Erik N	M35	Garden State Masters	
Wall, Chris L	M53	Whitney, Timothy C	M50	Wood, Craig A	M74	Bartner, Norman G	M80
Weiderman, Jennifer	W48	Whitson, Steven K	M53	Total: 2		Cashel, Bob	M66
Total: 8		Woolley, Ken	M56	Fins Aquatics Club		Faria, Jose J	M49
Connecticut Masters		Total: 21		Colella, Mariel	W29	Murphy, Matthew G	M53
Alkoff, Howard	M82	Davis Aquatic Masters		Total: 1		Seidman, Lawrence B	M67
Beeman, Ashley C	W43	Belluomini, Melanie C	W37	First Colony Masters Swimming		Tsuzuki, Ed M	M56
Brooks Crozier, Jennifer	W38	Hernandez, Sarah M	W30	Broyles, Jan	W53	Wein, Arthur M	M64
Ouchakof, Vladimir I	M91	Hornof, Kristine T	W67	Egan, Caroline M	W29	Total: 7	
Wyckoff, Benjamin W	M50	Kahn, Mary J	W55	Engelking, Mike	M56	Georgia Masters	
Total: 5		Kahn, Stuart L	M61	Ganguly, Lisa A	W44	Callen, Russ	M71
CSP Tideriders Master Swim Clu		McPherson, Andrew M	M68	Hart, Peggy	W55	Cooper, Jessica N	W28
Frost, Kathryn M	W55	Muir, Scott	M41	Landeck, Carin H	W54	Copeland, Rob	M58
Total: 1		Roper, Matthew D	M34	Landeck, Chris R	M59	Countryman, Marianne	W50
Cy-Fair Swim Club		Sprouse, Cecily	W58	Lyng, Adam C	M34	Dunivin, Anne A	W98
Selz, Elise R	W44	Westergaard, Leslie M	W72	Lyng, N Markell	W31	Grotke, Bette B	W70
Total: 1		Total: 10		Miller, Lori S	W51	Hildebrandt, David C	M60
Dad's Club Swim Team Masters		Decorah Masters Swim Team		Miller, Sarah E	W21	Hughes, Carrie M	W40
Kutac, Carleigh L	W24	Webb, Cameron	M28	Mills, Mason J	M44	McClure, Pam	W51
Total: 1		Total: 1		Monteagudo, Susan E	W44	McCollum, Mickey	M67
Dakota Masters		Denton Area Swim Club		Poe, Dustin J	M28	Page, Craig W	M33
Bruns, Anneliese C	W29	Gulley, Amy	W46	Smith, Andre	M47	Stephens, Mary Lou	W72
Cormican, Zachary	M24	Johnson, Greg C	M57	Zollner, Max E	M76	Stolz, Hal F	M80
Halberstadt, Lexie	W23	Mabie, Lisa	W26	Total: 16		Woods, Albert H	M86
Huseby, Nick	M20	Patrick, Michael S	M36	Florida Aquatic Combined Team		Total: 14	
Littel, Luke	M19	Ray, Dianna	W60	Campbell, Joan K	W85	Germantown Maryland Masters	
Lucy, Levi	M18	Tuttle-Best, Ann M	W40	Hackett, Jeanne T	W71	Smink, Jonathan S	M35
Schneider, Jeffrey	M30	Weinrich, Wray M	M49	Henderson, Martha J	W78	Total: 1	
Smith, Ben	M28	Total: 7		Kilbourne, Charles E	M75	Gold Coast Masters	
Spiker, Riley	M22	Drew Masters Swimming		Silver, Isaac M	M36	Childs, Lee	M66
Total: 9		Bigham, Beth	W44	Smith, Elspeth	W62	Cole, Andrew J	M51
Dallas Aquatic Masters		Materniak, Eric R	M23	Trevison, Ellie	W72	Ferraz, Jose E	M70
Bailey, Monica M	W54	Total: 2		Trevison, Rick	M72	Hamada, Ahmed G	M76
Bednar, Christy	W70	Eagle Swim Team Masters		Total: 8		Moreno, Al	M56
Brackett, Elliott	M50	Alban, Doug M	M28	Fort Worth Area Swim Team		Stewart, Ann K	W44
Callahan, Danna	W23	Rapuano, Lisa O	W49	Barraclough, Amy	W30	Total: 6	
Cole, Alan D	M49	Total: 2		Browder, Kurt	M33	Grand Strand Masters Swimming	
Czerwinski, Robert	M51	Elgin Blue Wave Swim Team		Farmer, Craig N	M65	Chappell, Melinda E	W54
Davis, James M	M65	Brown, Adam R	M34	Garza, Alejandro	M42	Childers, Judy A	W61
Hoops, Valerie R	W28	Brown, Paul P	M64	Henderson, Kristin W	W54	Miller, Jenna L	W23
Klimko, Sue M	W55	Osborne, Oz	M69	Irvine, Paul J	M54	Total: 3	
McIntosh, Tad	M48	Pegues, Lex	M54	Knapp, Blayne	W27	Granite Club	
Patten, Bobby	M52	Smith, Dave	M70	Losch, Nathan	M23	Rutledge, Mike	M44
Phelan, Chris	M58	Woerner, Bruce	M52	Lybarger, Andrew R	M24	Total: 1	
Quayle, Patrick W	M36	Total: 6		Moty, Bridget C	W27	Great Bay Masters Swimming, In	
Sikora, Rod	M55	Ensworth Tiger Aquatics Master		Neville, Richard	M58	Pentheny, Gail H	W52
				Perry, Sam W	M46		

Name	Age	Name	Age	Name	Age	Name	Age
Total: 1		Hudson Area Masters Swimming		Tuchler, Jim	M50	Total: 1	
Greenville Splash YMCA Masters		Ridge, Jennifer	W46	Vogel, Matthew M	M60	Kroc Masters	
DeMere, Susan D	W59	Total: 1		Wais, Tracy	W34	Dickinson, Victoria F	W69
Panayotoff, Kristi M	W66	Huntsville Swim Assoc		Welker, Susan B	W53	Hamm, Michael L	M57
Total: 2		Jones, Matt J	M43	Williams, Valerie A	W36	Henry, Lorna G	W74
Greenwood YMCA Masters Swimm		Total: 1		Young, Greg	M48	Mauer, Julie D	W52
DiBenedetto, Robert J	M51	Hydropower Masters Swim Club		Young, Robert A	M50	Sharpe, Anna	W23
Total: 1		Krauser, Larry B	M61	Total: 47		Total: 5	
Gulliver Swim Club		Total: 1		Indy Aquatic Masters		Ladera Oaks Masters	
Loughrin, Paul D	M51	Illinois Masters		Carlson, Megan M	W31	Cambra-Brungard, Jeanne	W63
Total: 1		Ackerman, Owen	M77	Day, Nadine K	W44	Total: 1	
Hawaii Masters		Bardak, Peter D	M38	Forst, Jeremy S	M37	Lakeway Masters	
Colwell, Elizabeth	W60	Bicek, Adrienne L	W24	Gettelfinger, Cheryl M	W57	Burgeson, Holly S	W51
Total: 1		Block, Andrea J	W53	Goldstein, Mel E	M76	Floyd, Rob	M58
Heart of Texas Aquatic Masters		Brandt, Mark W	M49	Marvin, Linda L	W41	Kinlaw, Sheryl	W46
Benedict, Anita	W51	Brandt, Scott J	M52	Rouch, Stephen T	M34	Lawson, Jeffery D	M46
Total: 1		Broad, Catherine K	W55	Stultz, Shelby	W22	Rivera, Joan Marie C	W45
HELIOPOLISE		Burfeind, Betty	W68	Total: 8		Von Rosenberg, Will	M35
Hashem, Abdelaziz M	M58	Clarke, Dick	M46	Iowa Masters		Total: 6	
Total: 1		De La Cruz, Beth	W44	Bennett, Dennis	M49	Lancaster Oasis Masters	
Hoboken Masters		Delanois, Barbara	W59	Cortez, Ralph A	M52	Johns, Paul B	M44
Gupta, Shruti	W28	Dodson, Phil L	M62	Total: 2		Total: 1	
Total: 1		Giles-Ott, Ruth	W46	Irving Masters Swim Club		Lane 4 Swimming	
Hopkins Masters Swimming		Graber, Mary Kay M	W59	Hampson, Brett D	M24	Fuchs, Lauren	W28
Casey, Joan M	W50	Haberstich, Brian	M48	Hayes, Paul L	M51	Peterson, Stacy E	W33
Collins, Craig L	M55	Haberstich, Carrie	W43	Kennedy, Kari	W47	Phillips, Will	M38
Coombe, Katy A	W31	Hacker, Sara	W50	Lopez, Alex	M43	Stow, Meredith A	W36
Dalton, Beth A	W59	Hasak, Amit	M53	Myer, Cynthia J	W62	Van Horn, Alaina L	W34
Melsen, Krisie M	W34	Holmberg, Tom	M56	Nguyen, Vi A	M27	Total: 5	
Ness, Randal J	M52	Ihrke, Amber	W44	Payne, Kristin	W34	Las Vegas Masters	
Rittenhouse, Amy R	W37	Jones, Cynthia L	W65	Schiemann, Steven A	M53	Aitken, Florence	W48
Tripps, Scott P	M45	Keller, Matt	M45	Total: 8		Andrus, Megan M	W33
Vandam, Gerald E	M65	Klumb, George R	M70	ISWIM MASTERS TEAM		Arpin, Dave A	M55
Vandam, Kathryn E	W30	Kozlowski, Mark S	M40	Hughes, Megan	W41	Ashworth, Michelle P	W51
White-Olson, Steff L	W29	Lloyd, Allison	W34	Total: 1		Axas, Peter A	M46
Total: 11		McDaniel, Georgia	W68	Jersey Area Multisport		Barry, Robin B	W48
Houston Cougar Masters		Merrill, Nick C	M57	Farreny, Kristopher	M29	Belsky, Marjorie E	W44
Allen, Doug	M55	Misch, Daniel	M29	Hahn, Darek L	M48	Bowe, Pamela	W39
Keen, John M	M51	Mungo, Bob	M58	Henricksen, Erin A	W31	Canto, Susan C	W65
Kerekjarto, Tamas	M35	Nolte, Jeanette C	W23	Hubert, Craig	M50	Clarke, Summer	W34
Marrs, Jarrod	M39	Reader, Paul	M39	Segal, William N	M50	Colavito, Shannon J	W27
Total: 4		Roose, Lynn R	W51	Total: 5		Counts, Glenn M	M37
Houston Racquet Club Swimming		Sarovich, Sheila W	W61	Kalispell Masters		Cushman, Susan	W52
Busa, Jackie	W49	Scanlan, Kevin	M60	Apple, Holly S	W50	Duggan, Terese E	W58
Total: 1		Scanlan, Susan	W51	Thompson, Cooke	W34	Fulljames, Rick C	M63
Hub City Masters Gators		Schein, Howard K	M70	VonJentzen, Emily	W32	Gaines, Billy	M34
Robison, Holly F	W52	Secor, Don	M40	Total: 3		Giovanni, Melissa K	W35
Total: 1		Seibt, Andreas K	M57	Kingsport Aquatic Center		Goldsmith, Dara	W48
		Sims, David E	M52	Cleven, Detra R	W46	Harmon, Joanna	W53
		Stapleton, Carol	W65				

Athlete Roster – by Club

Name	Age	Name	Age	Name	Age	Name	Age
Las Vegas Masters		Bellino, Todd	M47	Willman, Joseph H	M48	Belton, Andrew	M28
Hibbard, Kate	W30	Booth, Susan K	W60	Wood, Larry W	M61	Blain, Jennifer E	W38
Hinz, Bailey I	W28	Born, Christopher J	M51	Worrel, Dick	M61	Blake, William V	M78
Ivey, Pamela A	W53	Burns, Bill H	M61	Wright, Stephen S	M56	Boles, Andrew	M23
Jezeq, Jacob J	M21	Coates, Ed M	M49	Total: 63		Bradley, Blaire C	W30
Meteyer, Beverly B	W61	Cochran, Steve	M52	Los Angeles Peninsula Swimmers		Burke, Randee	W62
Moore, Maki	W29	Cooke, Kelsey	W22	Finley, Ann	W52	Callahan, Patrick	M39
Nash, Kerri	W33	Coulehan, Maureen E	W48	Granger, Traci S	W57	Callaway, Linda	W62
Ozun, Sabri	M51	Ditzler, Kristy	W50	Heyes, Greg W	M60	Cebrowski, Catharine L	W44
Peterson, Eric G	M44	Dooley, Katy	W48	Lindstedt, David P	M59	Clarkson, Nina W	W62
Pro, Rick	M53	Dykstra, Sally K	W55	Mc Bride, Duncan Q	M60	Colson, Landon A	M24
Wegner, Karin M	W42	Ellinor, Lawson F	M52	Moore, Dede G	W55	Cuda, Cameron S	M24
Wyson, Joseph	M58	Fitzhugh, Katy M	W32	Nelson, Ed E	M75	Cuda, Suzanne E	W54
Total: 31		Frindell, Kelly S	W35	Ponthier, Chuck	M52	Davis, Josh	M42
Lewis Clark Neptunes Masters		Grossman, Leah R	W25	Wagoner, Victor	M58	Dawson, Gina	W46
Hair, Margaret	W60	Hamilton, Berry	M62	Willis, Gregory B	M66	DeGennaro, Marie E	W55
Total: 1		Harper, Mariah	W22	Woudwijk, Rik	M49	Dentino, David	M49
Libertyville Masters		Henry, Anita A	W47	Total: 11		Devlin, Rob G	M47
Gitzinger, Jennifer L	W40	Hilpert, Bess	W59	Lowcountry Masters		Duin, Morgan C	W22
Liberty, Laurel M	W33	Hoffman, Keith T	M56	Eisele, Barbara M	W84	Dusenbury, Lynn M	W66
Mills, Jamie	M38	Holt, Laura	W34	Total: 1		Eakle, Julie O	W54
Rowland, Jim	M54	Huggins, Dale R	M42	Maine Masters Swim Club		Elias, Tiitta K	W47
Whelchel, David	M53	Hughes, Mary L	W56	Ross, Michael S	M47	Emerson-Price, Scott	M53
Total: 5		Jacobson, Kendal R	W49	Total: 1		Erickson, Todd L	M60
Life Time Swim Arizona		Jezeq, Boris	M51	Manatee Aquatic Masters Inc		Espinosa, Allison	W43
Dell, M Christine	W27	Jurey, Mary K	W48	Clemmons, Jim	M65	Estrada, Irene L	W40
Total: 1		Keene, Anne R	W50	Heath, Robert H	M58	Frey, Jeff B	M53
Life Time Swim Minnesota		Killeen, Robert J	M53	Perry, Rebecca R	W50	Gallivan, Kevin	M50
Van Dyne, Steve	M44	Kliewer, Allison	W26	Total: 3		Goetz, Andrew B	M37
Total: 1		Lanette, Carolann L	W31	Master Chihuahua		Goggin, Georgia	W85
Life Time Swim South Texas		Lee, Jack C	M57	Dominguez, Rogelio	M30	Gomez, MariaLuisa	W47
Anderson, Eric P	M37	Lemaistre, Charles F	M61	Total: 1		Gonzales-Soza, Roxanna	W49
Total: 1		Martyak, Stephen	M40	Masters Of Brazos		Gray, Joe E	M85
Lincoln Masters and Others		Mayronne, Korey	M37	Coskey, Julie	W41	Greenwald, Orb	M66
MacClain, Dakota D	W24	Misage, Nancy	W44	Total: 1		Guerin, Sebastien	M40
Total: 1		Murff, Don	M73	Masters of Cerritos		Guirl, Michael J	M44
Long Island Express Masters		Murray, Lesley C	W26	Condor-Fisher, Sarah P	W43	Hearron, Chrystie K	W55
Garcia, Mikey	M22	Nascimento, Tamiris S	W27	Total: 1		Heck, Steven V	M65
Total: 1		Parker, Kara G	W23	Masters of South Texas		Holloway, Colleen J	W61
Longhorn Aquatics		Rasmussen, Anders M	M51	Aimone, Jeff	M44	Hover, Glenn R	M53
Abrams, Stacy A	W27	Sanders, Gretchen M	W34	Akers, James P	M52	Howe, Cynthia L	W54
Alley, David W	M40	Sauer, Jim	M58	Alston-Janicke, Debbie L	W61	Ingamells, Eric R	M52
Andrew, Becca	W26	Schewe, Randy J	M29	Anderson, Brent R	M53	Ingraham, Susan	W55
Andrew, Tom B	M30	Schultz, Kelly	W29	Andrade, Rosana	W54	James, Joseph B	M50
Archer, Branch T	M55	Shedlosky, Anne M	W19	Anthony, Amber D	W48	Johnston, Graham M	M83
Barr, Alex	M46	Siegel, Craig	M57	Anthony, Russell L	M23	Jones, Jonathan D	M18
Bartee, Todd A	M45	Smiley, Colin	M48	Bailey, Joseph L	M53	Kercher, Craig A	M53
Bellino, Anthony	M18	Vance, Brian A	M64	Bellin, Daniel A	M42	Kight, Betty G	W73
		Vandam, David K	M59	Bellin, Melissa	W42	LaField, Allison	W51
		Varozza, Mike J	M47			Lilienthal, Jason	M41
		Wetzel, Jeff	M59			Lindsey, Connie	W63

Name	Age	Name	Age	Name	Age	Name	Age
Masters of South Texas		Loux, Debbie L	W56	Sumner, David M	M44	DeVennish, Elaine H	W66
Marcantonio, Marcia E	W65	Total: 2		Total: 3		Fisher, Dennis E	M55
Marchbanks, Jerry L	M79	Menlo Masters Aka Team Sheeper		Montana Masters		Gerken, Dustin D	M30
Marsch, Gail N	W74	Meier, Eric	M50	Avery, John H	M72	Hartley, Ross L	M26
Mayhew, Chris	W61	Pinto, Harlan A	M57	Avery, Susan H	W73	Klestinec, Robin L	W53
Mazzei, Michael	M52	Total: 2		Barnings, Mandy	W45	Koenig, Karen S	W49
Mccloskey, Patrick R	M24	Mesa Aquatics Club-Masters		Jourdonnais, Craig S	M55	Lehr, Gunner F	M42
McLinden, Stephen K	M59	Adamavich, Doug P	M46	Schramper, Bridgette	W29	Miller, Joshua S	M29
Mercer, Scott	M44	Clutter, Cynthia G	W55	Total: 5		Morris, Richard L	M51
Michaels, Charles F	M56	Kurtz, Helen	W54	Montgomery Ancient Mariners		Nance, Chad A	M42
Morris, Wilfred R	M23	Menard, Joanne	W67	Cheney, David W	M57	Plotz-Saribalas, Amy M	W42
Nereson, Kenny E	M56	Total: 4		Total: 1		Ricketts, Mary Pat	W72
Nordstrom, David P	M67	Michigan Masters		Mountain View Masters		Schneider, Lindsey W	W33
Oster, James F	M73	Aumiller, Joe	M57	Campbell, Chris	M54	Vocke, Joe	M44
Owens, Carl H	M63	Berg, Robert J	M48	Maisel, Sabrina	W24	Wharton, Dave L	M45
Penn, Kylee	W28	Berger-Mann, Sue D	W55	Weir, Vickey L	W63	Total: 25	
Percival, Scott A	M35	Brown, Denise H	W55	Total: 3		New England Masters Swim Club	
Porter, Amy M	W39	Cush, Rachel	W30	MOVY Masters		Autissier, Anne-Cecile	W50
Porter, C Nathan	M38	Ellam, Bryant F	M32	Bisogno, Laurie R	W62	Autissier, Patrick	M52
Raiborn, Louis M	M83	Garbo, Rachel	W25	Eldridge, Beth	W45	Baudis, Christina	W38
Richey, Steven C	M54	Kaguni, Laurie S	W62	Grimm, Kurt	M43	Blood, Jonathan K	M49
Rivas, Suzanne	W52	Olson, Chuck A	M65	Miller, Brent D	M55	Crusco, Kysa M	W39
Sauer, DeEtte A	W73	Rietema, Brad	M38	Mullen, Mike A	M56	Doucet, Douglas C	M39
Silva, Caio A	M28	Steil, Tamara R	W60	Schmidt, Jeff V	M51	Dowgiert, Angela	W35
Sparkman, Annabel S	W56	Vanderkaay, Christian	M33	Sherman, Bill	M56	Downing, Jennifer	W36
Spencer, Charles K	M62	Total: 12		Stephenson, Kyle	M54	Edsall, David W	M67
Spencer, David	M61	Middle Tennessee U Masters Swi		Stephenson, Natalie	W53	Goodale, Rainy M	W45
Spencer, Donald L	M57	King, Sarah C	W31	Valley, Eric	M53	Goodwin, Kim E	W57
Spencer, Fred I	M64	Quattropiani, LeeAnne	W36	Welchlin, Bob	M58	Grady, Seth A	M50
Stout, Mark D	M60	Richardson, Billie C	W44	Wright, Robert W	M64	Graham, David C	M40
Svatek, Mandie T	W39	Total: 3		Total: 12		Grilli, Tracy L	W58
Thomas, Brittany	W24	Middle TN Masters Swim Club		Nashville Aquatic Club Masters		Hindle, Lori D	W39
Thomas, Melissa	W18	Mullins, Betsy P	W40	Erickson, Martha	W63	Hunnnewell, Becky	W35
Tomasino, Cesar	M51	Mullins, Dennis J	M41	Fuenmayor, Jose	M71	Jensen, Sue	W54
Tompkins, Rebecca R	W49	Total: 2		McPherson, Chris A	W47	Kavanagh, Hillary	W42
Towers, Martha	W43	Minnesota Masters Swim Club		Morse, Celia B	W54	Keenan, Tim	M45
Treut, Tina	W62	Arnold, James P	M34	Whitney, Ashley A	W35	Kripke, Liz	W53
Trompeter, Scott M	M27	Bergman, John	M73	Total: 5		Looney, Jessica	W26
Valdez, Elaine S	W59	Jacobson, Brian L	M41	New Albany Aquatics Club		Meardon, Arnold	M85
Wengrovitz, Mark	M54	Lamour, Didier B	M58	Apple, Jonathan	M39	Naylor, Jeff G	M56
Wheatley, Diane	W81	Seaburg, Joshua S	M24	Bey, Matthew D	M31	Pasterczyk, Christine	W48
Willing, Ruth	W26	Smith, Darrell J	M58	Birnbrich, Andrew	M25	Ricker, Jessie	W30
Wingenter, Suzanne	W39	Tweedy, Rebecca	W32	Birnbrich, Beth	W51	Smith, Molly A	W23
Wood, Nancy O	W63	Vestrum, Luke A	M34	Birnbrich, Chris L	M51	Stokes, Karin E	W54
Total: 104		Young, Katie	W25	Birnbrich, Hayden	M22	Tunstall, Nancy M	W52
MATCH POINT NYC MASTERS		Total: 9		Birnbrich, Zachary T	M23	Tyler, Bob	M52
Vlashchenko, Sergey	M30	Mission Viejo Masters		Briseno, Osiris	M39	Wellman, Meghan A	W29
Total: 1		Dougherty, Mindy M	W62	DeVennish, Arthur H	M32	Williams, Melinda B	W33
Memorial Athletic Club Aquatic		Kornfeld, Maurine E	W93	DeVennish, Edward B	M70	Wolf, Jenny	W32
Graydon, Carlye	W44			Total: 32			

Athlete Roster – by Club

Name	Age	Name	Age	Name	Age	Name	Age
New Mexico Masters Swimming		Lindauer, Kerry	W40	Total: 3		Irish Bostic, Linda	W51
Corliss, Linda L	W55	McCullagh, Mary K	W51	Ojai Masters		Nevid, Nathan E	M57
Total: 1		McFarland, James A	M55	Umholtz, Ken	M63	Phillips, Krissy	W52
New York Athletic Club		Meredith, Sara L	W46	Total: 1		Pisano, CJ	W28
Gallagher, Drury J	M76	Miller, Jamie A	M60	Oklahoma Masters Swim Club		Total: 5	
Gary, Kristin J	W47	Moore, John	M53	Badgley, David	M75	Palmetto Masters	
Saint-Amour, Craig E	M62	Rhodes, JerrieLynn	W47	Koehler, Kurt A	M53	Brown, Dana B	W67
Tapiero, Dan	M46	Ritter, Chris	M31	Total: 2		Brzezinski, Jay	M68
Total: 4		Robling, Steve W	M45	Olympus Aquatics		Chilton, James A	M39
Niagara District Masters		Townes, Maureen M	W40	Chamberlain, Lee D	M46	Cranny, Jennifer R	W46
Andrews, Nathan R	M39	Washburn, Jonathan W	M57	Oliver, Karen M	W55	De Herder, Elizabeth F	W56
Total: 1		Wolff, Celia	W49	Total: 2		Malik, Michael J	M33
Nitro Swimming		Total: 26		Omaha Masters Swim Club		Maurer, Matt	M37
Adams, Steven H	M47	North Texas Masters		Wagoner, Keelah J	W31	McCool, Chris	M50
Daves, Carole	W47	Cagle, Theodore C	M58	Total: 1		Moro, Erin C	W36
Garcia, Sue M	W62	Cleveland, Jon T	M44	Omega Lambda Delta		Savage, Steve	M48
Gogulski, David H	M46	Ellis, Jo	W31	Selby, Margie H	W56	Slowey, Michael J	M57
Gonzalez, Felix J	M29	Mason, Jes	W29	Total: 1		Stresemann, Michael N	M54
Helm, Maureen	W35	Moreno, Chris S	M46	Open Water Swim Team		Wilson, Jamie W	W48
Howorth, James M	M47	Total: 5		Sagginario, Joseph	M26	Yocum, Kari	W37
Irawan, Yuni	W51	Northern Sierra Aquatics		Total: 1		Total: 14	
Johnson, Adam D	M27	Dodd, Dina	W51	Oregon Masters		Peddie Aquatic Association	
Norman, Debbie L	W61	Dodd, Tyler	M19	Allender, Patrick	M56	Gibson, Christopher E	M59
Rourke, Michael W	M23	Swenor, Gary D	M60	Bukowy, Hannah M	W26	Total: 1	
Timpe, Doug L	M48	Total: 3		Delmage, Arlene	W52	Peninsula Community Center Mas	
Unruh, Steven L	M48	Nort'landers Swim Club		Foges, John	M70	Anderson, Robert L	M59
Valenti, David	M49	Flessert, Amy M	W30	Gettling, Janet	W66	Total: 1	
Wenglar, Cathy M	W38	Total: 1		Lambert, Roy D	W66	Performance Aquatics	
Total: 15		Novaquatics Masters		Larson, Allen J	M62	Stupp, Julie A	W29
No Stars Swimming Master's Clu		Dietrich, Jim	M44	McGill, Jana	W46	Total: 1	
Krasykov, Volodymyr M	M41	Hwang, Wayne	M37	Miller, Matt	M37	Phoenix Swim Club	
Kukharskyi, Sergii	M26	Jackson, Scott J	M40	Peyton, Mike W	M59	Bernard, Kimball V	M70
Lysenko, Andrii V	M42	Kramer, Stephanie	W40	Phipps, Tom	M61	Collins, Matthew M	M41
Total: 3		Smethurst, Everett W	M80	Reeves, Tessa L	W36	Dreizler, Todd M	M44
North Carolina Masters Swimmin		Smith, Robin M	W60	Rousseau, Sandi	W67	Inada, Noriko	W36
Andersen, Morten	M44	Togias, Anna	W29	Scott, Andrew	M50	Total: 4	
Carrow, Hill	M60	Von Hoffmann, Gerard	M59	Skinner, Sonja	W38	Pipeline Swimming	
Carter, Eddie C	W44	West, Steve	M43	Stacy, Jessica	W25	Duran, Roberto A	M23
Dickey, Christa P	W48	Total: 9		Stark, Allen L	M66	Total: 1	
Erdem, Burak	M41	O*H*I*O Masters Swim Club		Sullivan, Scot A	M48	Premier Aquatic Masters	
Fletcher, Van	M39	Braniecki, Ashley L	W29	Summers, Ellen	W61	Subda, Travis J	M26
Gass, Melissa	W47	Learmonth, William R	M75	Summers, Jeanna	W61	Svoboda, Jim R	M36
Gilchrist, Donald B	M61	Marshfield, Ann K	W56	Thayer, George D	M79	Total: 2	
Hecimovich, Beth A	W49	Marshfield, Mark J	M57	Total: 21		Puget Sound Masters	
Holland, Amy S	W43	Total: 4		Orinda Aquatic Masters		Anderson, Sydney E	W22
Hollett, Peter G	M55	Oahu Club Masters Team		Sims, Amanda M	W26	Baber, Caroline	W18
Klein, Jonathan E	M57	Lileikis, Joseph G	M52	Total: 1		Barnick, Angela	W20
Larson, E Ole	M94	Miller, Joe B	M42	Palm Beach Masters		Bell, Alan	M65
Lee, Lawrence B	M46	Stevens, Rhoads E	M61	Cannan, Patrick	M74	Berg, Tonya K	W56

Name	Age	Name	Age	Name	Age	Name	Age
Puget Sound Masters		Propersi, Jeffrey D	M19	Childers, David W	M60	Huffman, Martha	W51
Bryce, Karen G	W81	Reeder, Bill D	M62	Clapp, Marissa L	W27	Klepchick, Paul R	M40
Carruthers, Kate M	W66	Reid, Jordan W	M22	Colligan, Michael	M37	Kuipers, Kathy S	W58
Casey, Kathrine J	W66	Reid, Walt E	M74	Connolly, James W	M45	Kuipers, Roy	M54
Castle, Matt	M43	Reimer, Shelley B	W45	Coulom, Steve	M49	Livingston, Leslie C	W53
Chapman, Linda	W59	Rogers, Randy	M56	De Groot, John F	M45	Reich, John	M38
Cheadle, April E	W34	Rust, Amy	W55	Guthrie, David M	M54	Shaw, Chris G	M37
Clark, Austin D	M19	Rust, Lib	W55	Hardy, Rog	M68	Shepherd, Jeremy	M35
Colella, Rick	M63	Sawyer, Dennis L	M71	Jimenez, Carlos A	M50	Wanless, Eileen	W31
Colella, Steve M	M60	Scott, Michael B	M28	Johnson, Crosby E	M23	White, Pamela E	W46
Cooley, Catherine L	W57	Segerson, Karen E	W40	Kone, Bruce C	M57	Total: 20	
Cotter, John R	M39	Smith, Bryan E	M47	Littlefield, Ryan A	M24	Rolling Hills Mud Sharks	
Courtney, Zena H	W55	Stipek, Clinton W	M24	Matherne, Susan K	W53	Coholan, Annette M	W67
Crouch, Kim	W53	Stretch, James J	M63	Midkiff, Sabrina	W55	Erickson, Douglas B	M43
Dahl, Lisa A	W53	Truong, Dominique	M76	Minervini, Joey	M38	Van Boer, Eric D	M60
Davis, Charlotte M	W64	Van Loben Sels, Lisa	W46	Rhodes, Troy B	M42	Total: 3	
DeLong, Jackie R	W20	Voss, Julie E	W51	Ruppe, Mary D	W45	Rose Bowl Masters	
Diddams, Margaret A	W53	Walker, Thomas W	M68	Siemer, John	M40	Adams, Laura D	W23
Dillan, Gloria	W55	Warner, Frank	M66	Stokes, William T	M41	Borton, Dan	M47
Ferries, Jenny	W33	Welch, Sarah	W68	Swan, Benjamin	M36	Borton, Joan	W45
Flynn, Christi	W46	Whitney, Jenna D	W21	Williams, Bruce F	M61	Capizzi, Stefanie	W28
Getzender, Janet J	W74	Wilwerding, Geoff E	M53	Total: 23		Chaput, Sebastien	M47
Gooding, Jim	M47	Winter, Doug	M46	Rio Grande Swim Club		Charpentier, Christophe	M46
Goodlin, Tom	M55	Wright, Larry E	M66	Goldfarb, Amy	W60	Cook, Sally A	W53
Graham, Donald	M60	Wrigley, Jonathan S	M19	Heins, Andrew M	M54	Curtis, Christy	W35
Hagedorn, Chad F	M43	Total: 80		Heins, Barry	M58	Davis, Thomas W	M57
Haynie, Carl	M54	Quest Masters Swim Team		Heins, Kelsey	W22	Dubrick, Jon S	M46
Huckabee, John	M56	Brink, Opal E	W20	Heins, Mark	M62	Durieux, Chad A	M35
Jacobs, Candace A	W62	Howard, Amy	W50	Heins, Meredith M	W21	Ecklund, Tait C	M33
Jaeger, Dawn	W58	Maly, Cleary	W45	Lenox, Mark T	M57	Farmer, Michael W	M67
Keith, Lisa	W45	Total: 3		Macias, Cristina	W49	Freundreis, Lauren K	W26
Kelly, Nicholas	M18	Quick Silver Swimming		Wagner, Catherine	W22	Freshley, Mike R	M74
Layman, Janie A	W65	Sterzer, Robin S	W50	Total: 9		Garrett, Noah	M38
LeClercq, Toni M	W67	Total: 1		Rochester Area Masters Swimmin		Giffin, Meghan J	W36
Lippold, Mary B	W59	Red Giant Masters Swimming		Hilton, Robert	M46	Gonzalez, Giovanna L	W23
McCallum, Ian S	M20	Martin, John M	M44	Total: 1		Granger, Nicolas	M47
McDaniel, Kathy	W63	Orris, Ron	M42	Rocklin Aquatics Masters		Herring, Magwyer	W25
McFarland, Cestjon	W54	Total: 2		Maryatt, Andrew T	M54	Ho, Judy	W29
McGrew, Kaitlin M	W20	Reston Masters Swim Team		Total: 1		Hsu, Howard	M32
McKiernan, Alex M	W21	Beels, Kendall R	W42	Rockwall Aquatics Masters		Khalil, Heidi G	W44
Monsen, Allie	W19	Boyle, Michael F	M63	Carpenter, Scott R	M51	Kim, Gene B	M28
Monsen, Emily	W19	Brightwell, Kim M	W55	Carroll, Stewart A	M45	Kim, Steve	M38
Monsen, Meg	W21	Carlson, Jennifer M	W35	Clancy, Kathleen E	W32	Kolodgie, Kaia M	W20
Moorhead, Amy J	W43	Carlson, John	M43	Cox, Mark	M47	Lucas, Andrea B	W34
Nygren, Mats O	M48	Hajost, Cynthia M	W55	Craggett, Jacquie L	W59	Mc Ginley, Patrick B	M51
Pehrson, Josh S	M18	Jones, Leslie L	W42	Dietz, Christine M	W35	Mendoza, Jon	M32
Peterson, Dick A	M78	Total: 7		Elizondo, Bill	M47	Odonnell, Meghan	W32
Peterson, Steven B	M68	Rice Aquatic Masters		Heber, Scott	M48	Paquette, Carly G	W28
Phillips, Daniel L	M52	Benz, Paul M	M44	Heuer, Brigitte	W54	Parker, Greg	M45
Prange, Cara	W20	Charriez, Greg	M23	Howell, Sharon S	W52	Paxton, Sean C	M46

Athlete Roster – by Club

Name	Age	Name	Age	Name	Age	Name	Age
Rose Bowl Masters		Richards, Ericka L	W37	Gardner, Nicole	W45	Stuart, Hannah R	W18
Reilly, Ryan J	M43	Sullivan, Sean R	M36	Graffis, Kevin H	M55	Suhr, Kerry	W43
Sanchez, Ralph	M24	Swain, Deborah L	W65	Hamilton, Nathan	M46	Tompkins, Robin G	W46
Simmons, Cheryl A	W47	Tessin, Christopher D	M44	Heimerdinger, Charles B	M54	Welsh, Tim H	M51
Stengel, Julia P	W29	Total: 10		Lawrie, Dawn J	W39	Total: 10	
Stephenson, Dan	M58	Sarasota Y Sharks		Lawrie, Jim	M68	Southern Masters Swimmers	
Streeter, Shannon E	W23	Albino, Jorge E	M40	Le Febre, Karen J	W47	Arnold, Patricia F	W76
Total: 39		Brenner, Bill	M56	Lintz, Steve	M64	Cambias, Rob J	M47
Royal Swim Team		Butcher, Rob	M42	Miller, Celeste	W65	Frederic, Christine H	W50
Bagri, Val	M40	Deery, Kyle B	M30	Moss, Bonnie M	W43	King, Rebecca L	W34
Total: 1		Groselle, Jack R	M60	O'Mara, Timothy J	M43	Lehmann, Karl M	M29
Saint Edward's Aquatics Master		Groselle, Laura L	W54	Parks, Byron T	M52	Rapp, Larry J	M30
Ross, Gavin A	M49	Kendig, Jamie M	M34	Petrilla, Eric A	M45	Switzer, Kevin G	M54
Total: 1		Kryka, Nancy	W60	Porter, Jo Ann A	W43	Total: 7	
San Diego Swim Masters		Matysek, Anna Lea	W54	Scalise, Erik L	M37	Southwest Ohio Masters	
Bell, John L	M72	Matysek, Jim	M55	Seibert, Tracie	W45	Schapiro, Adam P	M28
Dolan LaMar, Diana	W57	Mehok, George K	M47	Tyler, A Susan	W66	Total: 1	
Ganze, Cathy	W57	Meyers, Susan L	W73	Tyler, Sarah L	W70	Spring Valley YMCA Masters	
Jaunzeme, Andra	W62	Oakes, David W	M75	Walker, Joseph R	M73	Keisling, Christine M	W58
Jones, Kenton R	M47	Perout, Jeffrey J	M62	Total: 23		Total: 1	
Marr, Jackie M	W71	Verth, Ann	W73	SLC JCC		St Pete Masters Inc	
Neville, Cathy V	W57	Verth, Tom	M76	Lyman, Carolyn B	W64	Beach, Robert E	M84
Parker, Emily S	W29	Walker, Rick B	M64	Total: 1		Bogue, Sherri L	W51
Siegel, Christine L	W58	Total: 17		SNOW Masters Swimming		Bradley, Edward (Ted) J	M31
Thayer, Marieke	W53	Sawtooth Masters		Russello, Stacey D	W51	Clark, Dawn	W50
Webster, Dale W	M45	Cleaver, Oliver	M52	Total: 1		Connolly, Lauren E	W31
Weston, Susan E	W63	Delavan, Timothy	M27	South Davis Masters		Davis, Kern M	M60
Williams, Frank	M75	Erwin, Jeff T	M50	Chamberlain, Matt E	M39	Doolittle, John W	M45
Total: 13		Grisham, Kyle J	M31	Woods, Thomas B	M53	Freeman, Stephan J	M59
San Mateo Masters		Gruenberg, Brigitta M	W35	Total: 2		Harasz, Melissa	W55
Baker, John	M52	Lee, Kristi D	W39	South Shore Sails Masters Swim		Harasz, Philip	M56
Feix, Jenny C	W45	Sfingi, John A	M51	Duport, Paul	M49	Harrelson, Jo Ann	W59
Kenny, Daniel B	M57	Shannahan, Matt D	M53	Sheaves, Mike	M56	Herman, Eric C	M43
Total: 3		Shannahan, Mike	M57	Total: 2		Kupan, Cheryl A	W50
Santa Cruz Masters Aquatics		Strand, Robert	M69	South Texas Flying Fish		LeClair, Dale A	W45
DeLalla, Laurie B	W33	Wright, Jill M	W64	Bailie, Bridget A	W45	LeClair, David W	M47
Reed, Clay F	M58	Total: 11		Marshall, Dirk H	M52	Michota, Stase E	W25
Roberts, David	M43	Sedona Masters Swimming		Suarez, Gabriela M	W35	Newhaller, Daniel J	M56
Smith, David M	M57	Robinson, Lauren	W62	Total: 3		Nixon, John L	M59
Stockwell, Zach	M40	Robinson, Timothy D	M63	South West Aquatic Masters		Petersen, Charlotte	W50
Tallman, Karl G	M56	Total: 2		Godor, Frank	M36	Scheidt, Phyllis A	W55
Total: 6		Sierra Marlins Masters		Total: 1		Schwartz, Jodi	W47
Santa Rosa Masters		Denison, Stephanie	W44	South West YMCA Masters		Seril, Suzzette A	W56
Beach, Christopher E	M45	Peschel, Keith D	M49	Hubbard, Cheryl B	W47	Sullivan, Anthony J	M46
Bessire, Brent	M46	Total: 2		Hubbard, Russell L	M53	Texel, Paula M	W44
Bulman, Robin A	W49	Sierra Nevada Masters		Karkoviata, Leonie	W45	Visser, Linda	W44
Kitzman, Scott A	M45	Conkey, James V	M59	Kokinakis, Juliane	W51	Zien, Livia L	W49
Morales, John R	M57	Conkey, Jim	M83	Miller, Brian H	M53	Total: 26	
Nelson, Sheila	W46	Conkey, Nancy	W70	Perkins, Robert M	M52	St. Louis Area Masters	
		Conkey, Sarah J	W25			Dowd, Douglas B	M54

Name	Age	Name	Age	Name	Age	Name	Age
St. Louis Area Masters		Kenal, Katherine	W61	Total: 2		Texas Ford Aquatic Masters	
Good, Larry A	M81	Kessinger, Katy L	W60	Team Ridglea		Doherty, Jessica L	W20
Johnson, Jill	W59	Knapp, Lo D	W60	Amick, Jim	M53	Total: 1	
Maine, Thomas O	M89	Kuwahara, Lisa K	W52	Berry, Laura	W41	Texas State Swim Club	
Pohlmann, John T	M71	Lemmon, Tamara C	W37	Hepworth, Mark L	M60	Akins, Erin	W20
Pohlmann, Mary M	W70	Total: 7		King, Jody	W67	Anderson, Thomas	M20
Total: 6		swimmin		Osburn, Chris	M51	Bravenec, Joseph S	M22
Stanford Masters Swimming		Modrov, Priscilla A	W27	Yates, Roger	M80	Brown, D Scott	M38
Barnea, Daniela	W71	Total: 1		Total: 6		Choat, Lindy	W23
Glenn, Katie	W38	Swymnut Masters		Team Walker		Duarte, Christian J	M19
Lee, Howard	M50	Willard, Mimi	W61	Barta, Samuel	M25	Garzareck, Kaleb M	M22
Total: 3		Total: 1		De Leon, Louis P	M38	Hilbun, Cassie	W19
Stingrays Masters Swimming		T2 Naples Masters		Frank, Simon	M25	McAdoo, Luis	M21
Buzzelli, Tara A	W46	Jebe, Margit H	W76	Gallardo, Anthony J	M28	Munson, Vicki	W22
Total: 1		Total: 1		Goeken, Philip	M18	Total: 10	
Swim Fort Lauderdale		Tamalpais Aquatic Masters		Hale, Alicia	W26	The Olympic Club	
Akbar, Clyde	M67	Bernard, Alan D	M65	Lindau, Henrik C	M24	Arnold, Allison A	W22
Aubrey, Michael	M54	Burns, Richard	M71	Mora, Benjamin S	M40	Babcock, Colin B	M22
Drobner, Sherwin	M81	Frost, Kenneth A	M70	Mora, Daniel	M36	Ballenger, Marie A	W28
Goldbas, Isabela C	W54	Jaffe, Kristin N	W77	Schweitzer, Paul-Marc	M23	Bower, Kenny G	M27
Goldbas, Mervyn E	M72	Meyerhoff, Rick	M68	Trevino, Sergio	M19	Davidoff, Cara	W29
Hendrick, Marty	M57	Moskovits, Alexander	M66	Villanueva, Isai A	M20	Dorey, Frederick J	M66
Lage, Terry L	M47	Ridout, Nancy J	W73	Walker, Donald J	M23	Ervin, Anthony L	M33
Larson, Linda L	W59	Shoenberger, Linda R	W67	Walker, Donald M	M56	Ferguson, Kevin	M24
Lassen, Megan M	W44	Val, Laura B	W63	Total: 14		Ferrif, Nick L	M26
Melo, Florencia	W25	Total: 9		TeamFINS Masters		Foster, Dana	M25
Moffett, Erica L	W45	Tampa Bay Aquatic Masters		Hubbard, Matthew A	M42	Gans, Egan	M29
Pardo, Robert R	M41	Cue, Juan	M55	Kam, Gregory K	M46	Gill, Meg B	W30
Semisich, Kevin P	M48	Total: 1		Lawrence, Therese	W51	Greenwood, Scott C	M37
Stutz, Kathleen J	W32	Taos Masters Swimming		Rembach, Alisha M	W26	Grinalds, Andrew B	M23
Tadla, Jarek	M43	Bancroft, Ann	W70	Total: 4		Haris, Lee D	M61
Terrell, Stephanie L	W26	Call, Nancy A	W61	TeamTexas Masters		Haynie, Dee A	W60
Trauber, Ami A	M75	Chavez, Ramona A	W57	Denison, Lisa D	W46	Hdez, Gabriella	W28
Ventura, Rosa V	W67	Rose, Ethel	W74	George, Constance	W54	Hellerman, Molly J	W38
Volz, Kristin R	W41	Stewart, Vicki D	W60	Gonzalez-Lima, Erika M	W58	Holsman, Trent T	M34
Webb, Linda	W69	Wildman, Carol J	W60	Miller, Carol A	W60	Houston, Katy	W27
Wenzel, Chris	W55	Wolfe, Artie	M75	Ragland, Elise H	W64	Jolly, Lynn	W49
White, John J	M37	Total: 7		Ravel, Rick	M64	Kastes, Katie C	W25
Williams, Ryan D	M41	Team New York Aquatics		Schneringer, Judith A	W64	Knopf, Thomas H	M67
Total: 23		Cole, Brad G	M56	Steed, Damon	M39	Koon, Nolan	M24
Swim Kentucky Masters		Hildebrand, David R	M34	Torvik Ragan, Randeem S	W59	Lentz, Graham M	M30
Baldwin, Patricia A	W59	Judge, Joshua M	M38	Webber, Virginia N	W60	Leopold, Jonathan C	M25
Baldwin, Tricia A	W24	Mackenroth, Jack	M45	Whitehead, Shannon	W42	Malasky, Martin E	M26
Kasser, Dan	M45	Putterman, Dean E	M52	Total: 11		Marshall, Gary N	M33
Solano, Abraham E	M45	Slowikowski, Jacek J	M30	Tennessee Aquatics Masters Swi		Mc Kay, Matthew G	M43
Total: 4		Total: 6		Lauer, William J	M80	McGraw, Kathleen E	W28
Swim Utah		Team Pittsburgh Masters		Stuart, Julie	W41	Mead, Ann E	W60
Belnap, Mark	M45	Breeger, Tricia A	W44	Wylie, Stuart H	M57	Murphy, Kathryn T	W22
Gilmore, Cindy	W59	Snook, Meredith L	W33	Total: 3		Neuwirth, Jamie	M27
						Newell, Rob H	M25

Athlete Roster – by Club

Name	Age	Name	Age	Name	Age	Name	Age
The Olympic Club		Total: 1		Tingle, Joseph W	M31	UC34	
O'Donnell-McCarthy, Fiona	W28	Tulsa Masters Swim Club		Total: 3		Ayala, Kathleen	W35
Offutt, Bryan T	M23	Austin, Ronald	M80	UC16		Total: 1	
Olson, Christine A	W24	Bates, Elissa G	W24	Winck, Patty K	W59	UC36	
Quinn, Phyllis E	W59	Callan, Sean P	M45	Total: 1		Kirkland, Dan L	M66
Raatz, Katherine	W26	Herrold, David H	M45	UC17		Total: 1	
Reeves, Katherine W	W24	Norman, Adina	W43	Reeves, Birgit	W42	UC38	
Rowan, Samuel N	M23	Smart, Denise L	W52	Total: 1		Cannon, William E	M51
Rudloff, Christian E	M27	Villarreal, George C	M43	UC18		Talbott, Patrick J	M25
Rudloff, Edward	M67	Total: 7		DuBay, John	M50	Total: 2	
Rudloff, G Edward	M91	UC02		Stephenson, Sallly H	W53	UC39	
Saeta, Andrew	M24	Clark, Christopher J	M28	Total: 2		Mellon, Jim	M52
Schriger, Joan A	W50	Total: 1		UC21		Total: 1	
Senko, Anna K	W22	UC04		Goodpasture, Jesse R	M28	UC43	
Shiosaki, Daniel T	M30	Adams, Scott G	M45	Juiris, Peter C	M41	Blake, Geoffrey W	M33
Shipp, Rachel V	W32	Marchant, Ryan A	M26	Konetzki, Alexander	M33	Broshears, Rion M	M41
Simoni, Evan V	M25	Total: 2		Moritz, Nathan B	M25	Buras, Brian A	M43
Stretch, Nancy	W75	UC06		Moritz, Sharon E	W55	Chozick, Kristen L	W34
Talbott, Christopher J	M28	Balykov, Dmitry	M39	Sprague, Mary Ann	W52	Chozick, Russell	M36
Taylor, Jonathan B	M27	Bezugliy, Alexander	M29	Total: 6		Copeland, Chris S	M43
Thompson, Amy W	W44	Total: 2		UC25		Daugherty, Gordon	M49
Trowbridge, Nicholas R	M23	UC07		Blake, Thomas M	M42	Ellett, Doug	M47
Wanie, Lee G	M41	Gong, Andrew	M23	Burke, Ann	W41	Green, Jerry R	M21
Watanabe, Naoko	W32	Tompkins, Megan E	W52	Ferguson, Kent	M73	Hague, David J	M61
Welting, Laureen K	W49	Total: 2		Harwood, Thomas F	M59	Hague, James K	M19
Yntema, Douwe	M26	UC08		Lewinski, Katie	W25	Kane, Paul C	M49
Total: 59		Fiene, Jonathan P	M36	Sandberg, Sky C	M25	Marchant, Matt M	M29
Thoreau Club		Total: 1		Wakefield, John J	M36	McAlister, Alfred L	M66
Carter, Seanbaker	M47	UC10		Total: 7		Morris, Michelle G	W45
Total: 1		Keyes, Brett R	M31	UC26		Murata, Daniel C	M25
Tooele Masters Aquatic Team		Total: 1		Alkire, Jim A	M56	Porter, Yolanda	W49
Perkins, Tajia	W19	UC11		Campbell, Marshall G	M49	Proft, David L	M42
Tate, Holly	W47	Natelson, Michael	M75	Campbell, Trin A	W51	Sorgi, Craig	M54
Walgamott, Annie	W26	Oyler, Paul F	M49	Reyes, Claire	W38	Vazquez, Jorge L	M41
Total: 3		Total: 2		Van Dyke, Rick P	M50	Walsh, Patrick	M62
Town North YMCA Masters		UC13		Total: 5		Waters, Steve	M56
Kelsoe, Robert	M61	Greene, Dana M	W46	UC27		Williams, Luisa	W44
Total: 1		Perkowski, Jonathan T	M62	Howorth, Brett	M39	Zeccola, Linda A	W63
Tri Star Masters Swimming		Smith, LaJoya B	W26	Knight, Titus A	M26	Total: 24	
Leigh, Jay W	M56	Vlashchenko, Maria A	W29	Whinnery, Typ	M23	UC44	
Twitchell, Kip	M50	Total: 4		Total: 3		DeNezzo, Nicholas A	M26
Woolslayer, Jeannie L	W61	UC14		UC32		Divjak, Zdravko	M58
Total: 3		LoCascio, Jim	M45	Cain, Thomas	M52	Total: 2	
Tri Valley Masters		Power, Scott	M52	Total: 1		UC45	
Cutting, Steve	M57	Total: 2		UC33		Moak, Mary N	W58
Radecke-Noble, Jennifer D	W30	UC15		Carey, George L	M72	Total: 1	
Total: 2		Gainer, Charles A	M58	Walker, Craig	M75	UCLA Bruin Masters	
Trillium Y Masters Swim Club		Keen, Lindsay	W28	Total: 2		Morales, Tito	M56
Straka, Peter	M72					Total: 1	

Name	Age	Name	Age	Name	Age	Name	Age
UMAC-Terrapin Masters		Pecht, Ben T	M40	Johansson, Kenneth R	M46	Whitley, John K	M72
Bockius, Ted C	M48	Raffaelli, Larry L	M72	Seaton, Jessica W	W62	Willert, Dan T	M72
Corley, Marie	W37	Shaffer, Mike G	M49	Total: 2		Total: 20	
Ellis, Andrew F	M46	Warmuth, Stacey	W58	Westchester Masters		Wisconsin Masters Aquatic Club	
Goodison, Michael R	M43	Total: 11		Clark, Hannah	W27	Bauman, John H	M84
Grover, Mollie K	W34	Virginia Masters Swim Team		Polhill, Ali C	W22	Blommel, Gregory G	M55
Holden, Blake A	M38	Hlavacek, Ida M	W72	Polhill, Brad	M51	Bonis, Joshua M	M35
Shaw, Chris	M32	Hodgert, Donna M	W47	Polhill, Drew	M24	Bonis, Susan	W61
Strahota, Jeffrey R	M34	Miller, Jim W	M64	Polhill, Laura M	W49	Chatzigeorgiou, Georgia	W38
Total: 8		Miller, Patricia M	W54	Tokayer, Susan	W55	Christenson, Candy J	W68
University of Oregon Swim Club		Novell, Ken	M72	Total: 6		Clark, David L	M57
Collins, Emily	W19	Sheahan, Dan	M57	WHAC Masters		Conrad, Nathan E	M38
Griffin, Madeleine L	W19	Vaughn, David R	M50	Dill, Scott	M42	Corris, Robert B	M70
Huetteman, Audrey	W22	Total: 7		Lackey, Dean	M49	Dillon Stewart, Jane E	W72
Jones, Erin T	W18	Wahoos of Wellington Masters		Marsh, Brandon	M40	Ehrke, Nancy L	W61
Kwong, Ryan	M18	Downey, Andy	M64	Overton, Ellinora J	W40	Fischer, James S	M51
Miller, Lindsay	W22	Garza, Richard J	M27	Perry, Guy	M44	Fochios, Dean T	M61
Radtke, Amanda L	W19	Lassen, Jason D	M42	Prol, Kenneth	M45	Grisa, Thomas M	M53
Ronnander, Whitney M	W25	Total: 3		Ridall, Cheryl L	W52	Hall, Julie A	W46
Ruble, Stephen M	M19	Walla Walla Masters		Smitheal, Jeremy L	M42	Holland, David A	M56
Smythe, Conor H	M20	Farrell Guizar, Kathy	W42	Turner, Kristen M	W45	Knuth, Clark A	M66
Total: 10		Kegley, Dale V	M59	Vogel, Jake N	M27	Kranpitz, Nancy	W70
University of San Francisco Ma		Total: 2		Williams, Collis	M44	Lopez, Francisco	M66
Bensu, Janet L	W82	Walnut Creek Masters		Total: 11		Mandel, Barry R	M62
Chin, Jian	W51	Alexander, Martha A	W65	Wildcat Alumni Masters		May, Jennifer L	W46
Ewing, Jack	M54	Atencio, Tony E	M73	Cunniff, David S	M51	Moeller, Jennifer	W32
Grohe, William E	M81	Bledsoe, Dennis R	M76	Harvill, Tom	M53	Paasch, Carissa A	W23
Mc Bride, Patrick F	M45	Brittingham, Regina	W63	Jaegers, Al	M52	Paulsen, Curtis A	M55
McNamara, Kathleen A	W55	Burr, Ken M	M70	Trimble, Sandy	M52	Perez, Esmeralda	W20
Niemi, Matthew G	M41	Conner, Christopher P	M54	Volzing, Mace P	M50	Perez, Octavio	M37
Roth, Tenae	W25	Conner, Mary M	W48	Total: 5		Perez, Ricky	M18
Voorhees, Margaret S	W86	Guadagni, Peter M	M60	Wind-n-Sea Masters Swimming		Perez, Sarah M	W39
Total: 9		Haworth, Joyce M	W77	Bathey, Liane	W47	Reichel, Luciana E	W26
Valpo Masters		Hill, Marcia M	W70	Berg, Chris	M30	Russell, Fred W	M67
Dauginas, Joe	M52	Keeler, Susan E	W36	Bernier, Elise	W33	Schaetz, Daniel J	M44
Total: 1		O'Brien, Charlene A	W58	Burmood, Erica A	W23	Schaetz, Trina R	W42
Vanderbilt Swim Club		O'Brien, Kerry L	M58	De Groot-Hedlin, Catherine D	W55	Schneider, Erin E	W36
Erickson, John	M30	Remmert, Greg A	M52	Dugan, Thomas W	M56	Schneider, Mary P	W62
Erickson, Lauren	W30	Santos, Roque J	M47	Foster, Ryan F	M39	Seidler, Jeanne E	W68
Koran, Mary Ellen I	W27	Strong, Susan D	W43	Fremont, Robert	M56	Seidler, Mindy E	W35
Total: 3		Van Wart, Steve	M61	Iglesias, Rodrigo J	M39	Severance, David A	M52
Ventura County Masters		Ward, Lisa A	W51	Landes, David V	M68	Sinitz, Cheryl	W46
Blatt, Cindy S	W61	Wen, Patrick J	M42	Lewis, Cynthia J	W39	Sinitz, John	M48
Blatt, Michael J	M59	Total: 19		Lewis, Mike J	M49	Steinhafel, Mark J	M54
Derr, John M	M65	Wellness Masters Swim Club		McClung, Paton M	M45	Stich, Darryl D	M39
Gruber, Glenn A	M65	Gregersen, Bodvar A	M66	Reiss, Natasha	W45	Sturm, Mike	M49
Kerns, Hubie	M65	Shannon, Baker L	M90	Scheff, Jonathan	M62	Tepper, Sean M	M32
Marble, Kevin J	M58	Total: 2		Seibert, Carol A	W24	Van Cleave, Julie M	W56
Owens, Robert A	M68	West Hollywood Aquatics		Thomas, Joe C	M45	Weiner, H R	M65
				Welch, Aida M	W55	Wu, Bobby	M41
						Total: 46	

ARIANNA VANDERPOOL-WALLACE
2008, 2012 OLYMPIAN



finish strong.
racing ingenuity.

VAPOR TECHNICAL SUIT

Check out the Vapor and other FINIS products at the All American Swim booth. The Vapor is now available in indigo, mint, red, and black.



FINISinc.com



Athlete Roster – by Club

Name	Age	Name	Age	Name	Age	Name	Age
Woodlands Masters Swim Team							
Agathon, John C	M55						
Armstrong, Jonathan W	M39						
Bass, Bill	M46						
Bloomfield, Sue A	W62						
Boak, Thomas D	M71						
Calderon, Carlos	M49						
Campbell, J Scott	M67						
Cattarin, Sandy B	W75						
Considine-Miller, Ellen A	W51						
Davis, Ross C	M48						
DeVore, Suzanne T	W46						
Ebert, Nicole D	W31						
Germano, Lindsay M	W35						
Glanz, Hershel P	M76						
Glass, Mark W	M40						
Godoy, Francisco J	M56						
Hines, Mary Anne	W57						
Jones, Matthew A	M27						
Koch Davis, Laura K	W38						
Leilich, Joann	W76						
Miller, Christopher L	M25						
Mitsuda-Bagnall, Carol M	W66						
Morton, Andrea N	W53						
Nates, Kristin	W48						
Risinger, Vicki B	W31						
Rollins, Bruce W	M65						
Schuber, Nancy S	W59						
Shoemaker, Lindsay A	W29						
Shoemaker, Tracy S	W55						
Sundahl, Philip J	M49						
White, Steve G	M54						
Wilson, Alana N	W28						
Wilson, Austin	M24						
Wilson, Jacob N	M31						
Total: 34							
Wyoming Masters Swimming Club							
Mitchell, Matthew	M51						
Total: 1							
Yuba City Masters Swimming							
Finch, Merry B	W60						
Lee, Stanley H	M58						
Taylor, Barbara G	W60						
Total: 3							

WE ARE NOT JUST A SPONSOR
WE ARE PART OF YOUR PERFORMANCE



CHOOSE THE WORLDS MOST ADVANCED POOLS.
SWIMMERS WILL THANK YOU

More than 50 years of experience and research have allowed Myrtha Pools to develop a state of the art, innovative and exclusive solution to build pools that surpass all expectations. Our patented technology uses high quality stainless steel components to attain precision unparalleled in the industry.

Myrtha Technology guarantees a quick installation in any condition, yet attains the highest standards in quality that competitions require. Our global reputation of building fast pools (over 70 World Records set and counting!) has been recognized and rewarded with a long-standing partnership with U.S. Masters Swimming and by Myrtha Pools being specified for many of the most important events in the competitive swimming world.



www.myrthapools.com

Day 1 – Thursday, April 23

Warm-up

6:30 a.m.–7:50 a.m.

Check-in Deadlines for Day 1

The 1000 free and 1650 free are positive check-in events. Check-in may be done in person at the registration area or online at usms.org.

Thurs., April 23	1650 freestyle	7:00 a.m.
	1000 freestyle	9:00 a.m.

PLEASE NOTE:

If you do not check in by the deadline, you will not be seeded; there are no exceptions.

Meet Start Time

8:00 a.m.

Event (men and women combined)
1650 freestyle (events 1 and 2)
1000 freestyle (events 3 and 4)

Entry Deadline for Day 2 (Friday) Relays

Relays must be turned in at the relay desk.

Thurs., April 23	men's 200 medley relay women's 200 medley relay 200 mixed freestyle relay	3:00 p.m.
------------------	---	-----------

2015 USMS Spring National Championships, Sanction #: 435-S001

National Aquatic Center & Northside Natatorium

Psych Sheet - Thursday, April 23, 2015

#1 Men 1650 Yard Freestyle				#2 Women 1650 Yard Freestyle			
Name	Age	Club	Seed Time	Name	Age	Club	Seed Time
18-24				18-24			
1 Birnbrich, Hayden	22	NAM	20:00.00	1 Anderson, Sydney E	22	PSM	19:06.23
25-29				25-29			
1 Smith, David J	27	CMS	18:00.00	2 Melo, Florencia	25	SFTL	18:28.00
2 Gallardo, Anthony J	28	TW	19:45.99	3 Looney, Jessica	26	NEM	18:47.00
30-34				30-34			
1 Batchelder, John R	34	CMS	18:03.61	4 Herring, Magwyer	25	ROSE	19:00.00
2 Hildebrand, David R	34	TNYA	18:05.01	5 Michota, Stase E	25	SPM	19:30.00
3 Rouch, Stephen T	34	INDY	18:29.98	6 Conkey, Sarah J	25	SNM	20:15.45
4 Malik, Michael J	33	PALM	18:49.64	7 Hinz, Bailey I	28	LVM	21:17.00
35-39				35-39			
1 Rietema, Brad	38	MICH	18:07.89	1 Williams, Melinda B	33	NEM	19:09.71
2 Miller, Matt	37	OREG	18:55.73	2 Ebert, Nicole D	31	WMST	19:25.19
3 Percival, Scott A	35	MOST	19:49.69	3 VonJentzen, Emily	32	KATS	21:06.37
4 Ahlgren, Kyle R	39	1693	20:18.57	4 Flessert, Amy M	30	NORT	21:51.00
40-44				40-44			
1 Blake, Thomas M	42	UC25	17:45.22	5 Stutz, Kathleen J	32	SFTL	22:31.90
2 Villarreal, George C	43	TULS	18:41.78	6 DeLalla, Laurie B	33	CRUZ	22:42.98
3 Rutledge, Mike	44	GMST	18:45.00	45-49			
4 Hatch, Eric	40	CMS	18:53.84	1 Dooley, Katy	48	TXLA	18:31.88
5 Gillilan, William J	43	CAQM	19:00.00	2 Cranny, Jennifer R	46	PALM	20:04.78
6 Pardo, Robert R	41	SFTL	19:06.00	3 Richardson, Kim G	46	CMS	20:22.30
7 Hagedorn, Chad F	43	PSM	19:42.21	4 Friedlander, Rebecca L	48	CMS	20:30.50
8 Tadla, Jarek	43	SFTL	19:55.77	5 Aitken, Florence	48	LVM	20:50.00
45-49				50-54			
1 Dickson, Kurt F	47	ARIZ	17:21.11	1 Petersen, Charlotte	50	SPM	18:49.99
2 Shaffer, Mike G	49	VCM	17:28.93	2 Najjar, Ellie S	53	CMS	19:10.53
3 Koehler, Doug J	49	CVMM	18:24.97	3 Klestinec, Robin L	53	NAM	19:28.82
4 McGiffin, Chris D	49	BERK	18:59.07	4 Jones, Eney	54	YCFM	19:55.23
5 Winter, Doug	46	PSM	19:31.00	5 Petersen, Charlotte	54	CMS	19:58.00
50-54				55-59			
1 Erwin, Jeff T	50	SAWS	16:59.93	1 Warmuth, Stacey	58	VCM	20:05.00
2 Autissier, Patrick	52	NEM	18:05.47	2 Brown, Denise H	55	MICH	20:48.38
3 Wilwerding, Geoff E	53	PSM	19:12.00	3 Valdez, Elaine S	59	MOST	21:21.51
4 Mellon, Jim	52	UC39	19:38.25	4 Harasz, Melissa	55	SPM	21:45.01
5 Hubert, Craig	50	JAM	19:59.99	5 Dolan LaMar, Diana	57	SDSM	22:43.93
6 Cochran, Steve	52	TXLA	20:45.00	6 Hajost, Cynthia M	55	RMST	22:50.00
7 Parks, Byron T	52	SNM	20:46.40	35-39			
8 Stresemann, Michael N	54	PALM	20:49.82	1 Lee, Kristi D	39	SAWS	18:39.48
55-59				40-44			
1 Tallman, Karl G	56	CRUZ	18:01.49	1 Beeman, Ashley C	43	CONN	19:47.84
2 Sauer, Jim	58	TXLA	18:04.78	2 Denison, Stephanie	44	SMST	20:10.46
3 Shake, Scott D	57	ARIZ	18:09.00	3 Day, Nadine K	44	INDY	20:22.72
4 Seibt, Andreas K	57	IM	19:00.00	4 Strong, Susan D	43	WCM	20:30.00
5 Gibson, Christopher E	59	PAA	19:09.85	5 Misage, Nancy	44	TXLA	21:17.65
6 Archer, Branch T	55	TXLA	19:10.11	6 Kavanagh, Hillary	42	NEM	21:34.00
7 Siegel, Craig	57	TXLA	19:37.32	7 Wegner, Karin M	42	LVM	21:48.42
8 Copeland, Rob	58	GAJA	19:48.50	8 Lassen, Megan M	44	SFTL	22:00.77
9 Clark, David L	57	WMAC	20:30.00	9 Farrell Guizar, Kathy	42	WWM	22:05.22
10 Walker, Donald M	56	TW	20:32.78	10 Cebrowski, Catharine L	44	MOST	22:10.00
11 Nolte, Christopher C	58	CMS	20:34.90	11 Tuttle-Best, Ann M	40	DASC	22:20.31
12 Collins, Craig L	55	HOPK	20:41.33	12 Moss, Bonnie M	43	SNM	22:23.00
13 Nelson, Kurt D	55	CMS	20:45.50	13 Gitzinger, Jennifer L	40	LIB	22:23.08
14 Castanha, John	55	CMS	20:56.96	45-49			
15 Freeman, Stephan J	59	SPM	21:16.00	1 Dooley, Katy	48	TXLA	18:31.88
16 Aumiller, Joe	57	MICH	21:19.24	2 Cranny, Jennifer R	46	PALM	20:04.78
60-64				50-54			
1 Scanlan, Kevin	60	IM	18:47.18	1 Petersen, Charlotte	50	SPM	18:49.99
2 Worrel, Dick	61	TXLA	18:58.36	2 Najjar, Ellie S	53	CMS	19:10.53
3 Walker, Rick B	64	SYSM	19:02.21	3 Klestinec, Robin L	53	NAM	19:28.82
4 Modjeska, Mark E	62	ARIZ	19:30.67	4 Jones, Eney	54	YCFM	19:55.23
5 Davis, Kern M	60	SPM	19:35.97	5 Petersen, Charlotte	54	CMS	19:58.00
6 Wood, Larry W	61	TXLA	19:40.00	6 Countryman, Marianne	50	GAJA	20:05.00
7 Collier, Scott J	60	AKMS	20:21.00	7 Vanderpoel, Nicole L	50	CMS	20:07.41
8 Hepworth, Mark L	60	RIDG	20:50.00	8 Cook, Mimi	50	AKMS	20:10.41
9 Larson, Allen J	62	OREG	22:21.64	9 Hagadorn, Heather	50	CMS	20:51.11
10 Gleason, Steve L	63	PCAT	22:28.00	10 Benedict, Anita	51	HEAT	21:15.54
11 Langendorfer, Stephen J	64	BGSC	22:28.50	11 Clark, Dawn	50	SPM	21:17.28
65-69				55-59			
1 Clemmons, Jim	65	MAM	19:19.50	1 Warmuth, Stacey	58	VCM	20:05.00
2 Kirkland, Dan L	66	UC36	19:21.50	2 Brown, Denise H	55	MICH	20:48.38
3 Bernard, Alan D	65	TAM	21:54.74	3 Valdez, Elaine S	59	MOST	21:21.51
4 Willis, Gregory B	66	LAPS	23:19.01	4 Harasz, Melissa	55	SPM	21:45.01
70-74				60-64			
1 Willert, Dan T	72	WIND	23:30.00	1 Scanlan, Kevin	60	IM	18:47.18
2 Walker, Joseph R	73	SNM	24:09.19	2 Worrel, Dick	61	TXLA	18:58.36
3 Raffaelli, Larry L	72	VCM	26:00.00	3 Walker, Rick B	64	SYSM	19:02.21
4 Carey, George L	72	UC33	26:22.13	4 Modjeska, Mark E	62	ARIZ	19:30.67
5 Goldbas, Mervyn E	72	SFTL	27:20.35	5 Davis, Kern M	60	SPM	19:35.97
6 Hamilton, Raymond H	71	AKMS	27:46.07	6 Wood, Larry W	61	TXLA	19:40.00
7 Wood, Craig A	74	ETEX	28:40.00	7 Collier, Scott J	60	AKMS	20:21.00
75-79				65-69			
1 Williams, Frank	75	SDSM	24:15.30	1 Clemmons, Jim	65	MAM	19:19.50
2 Badgley, David	75	OKMS	27:29.89	2 Kirkland, Dan L	66	UC36	19:21.50
80-84				70-74			
1 Good, Larry A	81	SLAM	27:34.60	1 Willert, Dan T	72	WIND	23:30.00
2 Johnston, Graham M	83	MOST	27:41.41	2 Walker, Joseph R	73	SNM	24:09.19
3 Beach, Robert E	84	SPM	29:09.95	3 Raffaelli, Larry L	72	VCM	26:00.00
4 Grohe, William E	81	USF	34:22.29	4 Carey, George L	72	UC33	26:22.13

2015 USMS Spring National Championships, Sanction #: 435-S001

National Aquatic Center & Northside Natatorium

Psych Sheet - Thursday, April 23, 2015

55-59...(#2 Women 1650 Yard Freestyle)

7	Van Cleave, Julie M	56	WMAC	22:58.10
8	Quinn, Phyllis E	59	TOC	23:15.23
9	Rokich, Karen A	56	ANBM	23:38.33
10	Clutter, Cynthia G	55	MMAC	24:01.55
11	Kimbrough, Doris R	55	CMS	24:30.33

60-64

1	Tourtual, Dorothy M	63	BUMS	23:00.00
2	Kessinger, Katy L	60	UTAH	23:26.39
3	Summers, Jeanna	61	OREG	24:20.00
4	Laney, Judith B	62	CMS	24:31.20
5	Ragland, Elise H	64	TTEX	25:15.00
6	Wright, Jill M	64	SAWS	25:41.19
7	Miller, Carol A	60	TTEX	26:00.00
8	Call, Nancy A	61	TAOS	26:04.50
9	Hair, Margaret	60	LCNM	26:06.60
10	Callaway, Linda	62	MOST	26:06.63
11	Erickson, Martha	63	NASH	26:08.00

65-69

1	Shoenberger, Linda R	67	TAM	23:35.40
2	Jones, Cynthia L	65	IM	23:58.97
3	Ventura, Rosa V	67	SFTL	26:00.24
4	Casey, Kathrine J	66	PSM	27:37.73

70-74

1	Anziano, Marcia	70	CMS	28:19.63
2	Wise, Louise	72	CMS	28:30.00
3	Stephens, Mary Lou	72	GAJA	28:31.45
4	Zentgraf, Karen W	73	CMS	29:40.39
5	Tyler, Sarah L	70	SNM	30:00.00
6	Sarg, Kathleen B	71	AGUA	31:40.25
7	Saunders, Patricia A	71	AGUA	33:50.00

75-79

1	Arnold, Patricia F	76	SMS	33:45.49
---	--------------------	----	-----	----------

#3 Men 1000 Yard Freestyle

Name	Age	Club	Seed	Time
18-24				
1	Jezeq, Jacob J	21	LVM	10:30.00
2	Dickson, Keith F	18	ARIZ	11:04.93
3	McCallum, Ian S	20	PSM	12:00.00
4	Boles, Andrew	23	MOST	12:41.88
25-29				
1	Altman-Kurosaki, Jonas Y	26	AGUA	10:59.15
2	Smith, David J	27	CMS	11:00.00
3	Hartley, Ross L	26	NAM	11:20.00
30-34				
1	Bradley, Edward (Ted) J	31	SPM	10:04.05
2	Batchelder, John R	34	CMS	10:45.00
3	Gerken, Dustin D	30	NAM	10:45.20
4	Rouch, Stephen T	34	INDY	11:06.46
5	Malik, Michael J	33	PALM	11:24.92
6	Hsu, Howard	32	ROSE	12:02.32
35-39				
1	Reader, Paul	39	IM	10:24.94
2	Maurer, Matt	37	PALM	10:32.35
3	Doucet, Douglas C	39	NEM	10:35.86
4	Gallagher, Douglas J	39	AGUA	11:08.00
5	Durieux, Chad A	35	ROSE	11:23.66
6	Miller, Matt	37	OREG	11:25.00
7	Jones, Ryan K	38	CMS	11:50.66

40-44

1	Niemi, Matthew G	41	USF	10:10.61
2	Albino, Jorge E	40	SYSM	10:16.00
3	Doherty, Kevin J	41	CMS	10:23.88
4	Alley, David W	40	TXLA	10:25.88
5	Mc Kay, Matthew G	43	TOC	10:35.00
6	Vocke, Joe	44	NAM	11:15.00
7	Dorrestijn, Robert	42	AAAA	11:27.38
8	Hagedorn, Chad F	43	PSM	11:34.14
9	Pardo, Robert R	41	SFTL	11:34.60
10	Tadla, Jarek	43	SFTL	11:55.77
11	Lassen, Jason D	42	WOW	13:30.00

45-49

1	Nygren, Mats O	48	PSM	10:10.00
2	Keller, Matt	45	IM	10:20.68
3	Garland, Robert	45	CMS	10:50.00
4	Sullivan, Scot A	48	OREG	11:09.20
5	Petrilla, Eric A	45	SNM	11:10.33
6	LeClair, David W	47	SPM	11:20.00
7	Rosinski, Thomas J	45	CMS	11:30.00
8	Coates, Ed M	49	TXLA	11:33.83
9	Hahn, Darek L	48	JAM	11:40.50
10	Elizondo, Bill	47	RAM	11:44.28
11	Beck, John L	45	ARIZ	11:44.39
12	Brandt, Mark W	49	IM	11:50.00
13	Howard, Patrick D	46	ARIZ	12:30.00
14	Valenti, David	49	NITR	12:30.00
15	Linnborn, Scott R	45	AQTX	16:46.04
16	Johansson, Kenneth R	46	WH2O	17:50.00

50-54

1	Autissier, Patrick	52	NEM	10:40.00
2	Wise, Mike	50	CMS	10:40.40
3	Phillips, Daniel L	52	PSM	10:44.02
4	Melanson, Edward	52	CMS	10:55.75
5	Birnbrich, Chris L	51	NAM	11:00.00
6	Cain, Thomas	52	UC32	11:30.00
7	Mellon, Jim	52	UC39	11:45.00
8	Remmert, Greg A	52	WCM	11:45.00
9	Sfingi, John A	51	SAWS	11:59.00
10	Mc Ginley, Patrick B	51	ROSE	12:00.33
11	Gregory, David S	50	PCAT	12:16.59
12	Hubert, Craig	50	JAM	12:17.50
13	Amick, Jim	53	RIDG	12:30.00
14	Doyle, Michael B	51	PCAT	12:47.25
15	Emerson-Price, Scott	53	MOST	12:53.88
16	Pro, Rick	53	LVM	13:00.00
17	Keen, John M	51	COOG	13:27.04
18	Akers, James P	52	MOST	15:00.00
19	Martin, Michael P	54	1776	15:20.99
20	Woerner, Bruce	52	ELG	15:40.60

55-59

1	Petersen, Craig	55	CMS	10:39.00
2	Morales, John R	57	SRM	11:08.48
3	Morales, Tito	56	UCLA	11:29.99
4	Hollett, Peter G	55	NCMS	11:42.80
5	Siegel, Craig	57	TXLA	11:46.99
6	Copeland, Rob	58	GAJA	11:56.50
7	Walker, Donald M	56	TW	12:01.77
8	Nevid, Nathan E	57	PBM	12:05.00
9	Clark, David L	57	WMAC	12:15.00

10	Collins, Craig L	55	HOPK	12:30.02
11	Graffis, Kevin H	55	SNM	12:42.20
12	Gainer, Charles A	58	UC15	13:00.59
13	Aumiller, Joe	57	MICH	13:04.83
14	Hendrick, Marty	57	SFTL	13:24.04
15	Peyton, Mike W	59	OREG	13:40.00
16	Heins, Barry	58	RGSC	13:45.30
17	Allen, Doug	55	COOG	13:50.00
18	Pinto, Harlan A	57	MELO	14:25.03
19	Phelan, Chris	58	DAMM	15:50.00
20	Stites, Jim S	57	ARIZ	16:00.00
21	Conkey, James V	59	SNM	18:00.00
22	Spivey, Brian C	55	AAAA	30:00.00

60-64

1	Mann, Michael T	60	CMS	10:25.00
2	Scanlan, Kevin	60	IM	11:11.85
3	Wood, Larry W	61	TXLA	11:30.00
4	Krauser, Larry B	61	HMS	11:30.91
5	Modjeska, Mark E	62	ARIZ	11:48.98
6	Guadagni, Peter M	60	WCM	11:52.52
7	Phipps, Tom	61	OREG	12:34.31
8	Vance, Brian A	64	TXLA	12:41.89
9	Larson, Allen J	62	OREG	13:17.07
10	Langendorfer, Stephen J	64	BGSC	13:18.25
11	Vogel, Matthew M	60	IM	13:23.67
12	Lintz, Steve	64	SNM	14:01.00
13	Erickson, Todd L	60	MOST	14:56.00
14	Boyle, Michael F	63	RMST	16:24.77
15	Miller, Jamie A	60	NCMS	18:08.38

65-69

1	Kirkland, Dan L	66	UC36	11:33.14
2	Gruber, Glenn A	65	VCM	11:50.87
3	Bell, Alan	65	PSM	11:58.00
4	Olson, Chuck A	65	MICH	12:30.00
5	Cothren, Jack	65	BUMS	13:24.84
6	Knopf, Thomas H	67	TOC	13:46.96
7	Knuth, Clark A	66	WMAC	13:48.14
8	Lawrie, Jim	68	SNM	14:10.00
9	Hardy, Rog	68	RICE	14:12.02
10	Bailey, Hop	67	ARIZ	14:19.47
11	Willis, Gregory B	66	LAPS	14:21.42
12	Owens, Robert A	68	VCM	15:12.31
13	Osborne, Oz	69	ELG	16:10.37
14	Shaffer, Craig A	68	ARIZ	17:00.00
15	Lopez, Francisco	66	WMAC	20:00.00

70-74

1	Willert, Dan T	72	WIND	13:45.00
2	Walker, Joseph R	73	SNM	14:09.98
3	Raffaelli, Larry L	72	VCM	15:00.00
4	Goldbas, Mervyn E	72	SFTL	15:45.91
5	Boak, Thomas D	71	WMST	15:50.00
6	Hahn, Richard	72	AGM	16:02.41
7	Foges, John	70	OREG	17:43.97
8	Cannan, Patrick	74	PBM	18:02.93
9	Trevison, Rick	72	FACT	18:50.00
10	Devennish, Edward B	70	NAM	21:00.00

75-79

1	Hamada, Ahmed G	76	GOLD	14:51.64
2	Trauber, Ami A	75	SFTL	15:00.00
3	Badgley, David	75	OKMS	16:15.74

2015 USMS Spring National Championships, Sanction #: 435-S001

National Aquatic Center & Northside Natatorium

Psych Sheet - Thursday, April 23, 2015

75-79...(#3 Men 1000 Yard Freestyle)

4	Blake, William V	78 MOST	18:20.00
5	Marchbanks, Jerry L	79 MOST	18:35.00
6	Zollner, Max E	76 FCST	19:37.64

80-84

1	Beach, Robert E	84 SPM	17:31.38
2	Conkey, Jim	83 SNM	19:25.35
3	Grohe, William E	81 USF	20:44.01
4	Fritz, Jack R	82 ARIZ	21:17.20

90-94

1	Larson, E Ole	94 NCMS	32:16.56
---	---------------	---------	----------

#4 Women 1000 Yard Freestyle

Name	Age	Club	Seed Time
------	-----	------	-----------

18-24

1	Kutac, Carleigh L	24 DADS	11:22.80
2	Anderson, Sydney E	22 PSM	11:26.07
3	Balz, Marielle	23 AGUA	12:00.00
4	Sharpe, Anna	23 KM	12:30.79
5	Adams, Laura D	23 ROSE	13:01.11
6	Doherty, Jessica L	20 TFAM	13:17.65
7	Streeter, Shannon E	23 ROSE	14:00.00

25-29

1	Melo, Florencia	25 SFTL	10:16.00
2	Michota, Stase E	25 SPM	11:30.00
3	Scott, Ashley E	26 CMS	11:30.23
4	Herring, Magwyer	25 ROSE	12:00.00
5	Colavito, Shannon J	27 LVM	12:01.00
6	Rivera, Evangeline N	27 PCAT	12:36.17
7	Hinz, Bailey I	28 LVM	13:00.00
8	Stengel, Julia P	29 ROSE	13:17.95

30-34

1	Liberty, Laurel M	33 LIB	11:40.57
2	Moeller, Jennifer	32 WMAC	11:55.00
3	Cheadle, April E	34 PSM	12:30.50
4	Tweedy, Rebecca	32 MINN	12:50.00
5	VonJentzen, Emily	32 KATS	12:51.18
6	DeLalla, Laurie B	33 CRUZ	12:55.05
7	Flessert, Amy M	30 NORT	13:00.00
8	Connolly, Lauren E	31 SPM	13:03.00
9	Stutz, Kathleen J	32 SFTL	13:03.32
10	King, Sarah C	31 MTMS	21:00.00

35-39

1	Lee, Kristi D	39 SAWS	11:21.43
2	Hunnewell, Becky	35 NEM	11:22.08
3	Whitney, Ashley A	35 NASH	11:30.00
4	Gruenberg, Brigitta M	35 SAWS	11:36.02
5	Downing, Jennifer	36 NEM	11:45.29
6	Crusco, Kysa M	39 NEM	11:47.93
7	Giovanni, Melissa K	35 LVM	12:00.00
8	Kerley, April D	36 ANBM	12:37.12
9	Bowe, Pamela	39 LVM	15:30.00
10	Wingenter, Suzanne	39 MOST	17:05.00

40-44

1	Beeman, Ashley C	43 CONN	11:56.53
2	Texel, Paula M	44 SPM	11:57.17
3	Strong, Susan D	43 WCM	12:00.00
4	Denison, Stephanie	44 SMST	12:30.12
5	Jones, Leslie L	42 RMST	12:32.73
6	Lassen, Megan M	44 SFTL	12:40.77
7	Misage, Nancy	44 TXLA	12:42.11

8	Norman, Adina	43 TULS	12:46.72
9	Segerson, Karen E	40 PSM	12:49.52
10	Farrell Guizar, Kathy	42 WWM	13:00.50
11	Moss, Bonnie M	43 SNM	13:12.00
12	Wegner, Karin M	42 LVM	13:12.01
13	Belsky, Marjorie E	44 LVM	14:20.00
14	De La Cruz, Beth	44 IM	15:03.05
15	Volz, Kristin R	41 SFTL	16:06.12

45-49

1	Dooley, Katy	48 TXLA	11:05.45
2	Jolly, Lynn	49 TOC	11:39.62
3	Aitken, Florence	48 LVM	11:40.00
4	LeClair, Dale A	45 SPM	12:20.00
5	Barry, Robin B	48 LVM	13:45.26
6	Schwartz, Jodi	47 SPM	13:53.13
7	Bailie, Bridget A	45 STFF	14:57.80
8	Saad, Victoria L	49 CAQM	15:15.00
9	Maly, Cleary	45 QMST	17:03.69

50-54

1	Petersen, Charlotte	50 SPM	11:29.99
2	Hernandez, Jill S	54 CHIC	11:35.23
3	Najjar, Ellie S	53 CMS	11:45.56
4	Ditzler, Kristy	50 TXLA	11:47.67
5	Campbell, Trin A	51 UC26	11:50.00
6	Gallagher, Kathy	50 ARIZ	11:50.59
7	Nelson, Judy A	54 CMS	11:55.00
8	Irish Bostic, Linda	51 PBM	11:58.01
9	Jones, Eney	54 YCFM	12:01.22
10	Hagadorn, Heather	50 CMS	12:21.25
11	Cook, Mimi	50 AKMS	12:26.56
12	Vanderpoel, Nicole L	50 CMS	12:31.77
13	Benedict, Anita	51 HEAT	12:50.00
14	Jensen, Sue	54 NEM	12:50.64
15	Clark, Dawn	50 SPM	12:51.06
16	Rivas, Suzanne	52 MOST	13:02.68
17	Howard, Amy	50 QMST	13:07.72
18	Ashworth, Michelle P	51 LVM	13:10.00
19	Perry, Rebecca R	50 MAM	13:10.00
20	Phillips, Krissy	52 PBM	13:13.13
21	Smart, Denise L	52 TULS	13:19.61
22	Dau, Janice A	52 CMS	13:20.30
23	Cutting, Shannon E	51 ADMS	13:22.15
24	Derr, Kirsten L	50 CMS	13:40.00
25	Goduto, Dana M	51 ARIZ	14:06.71
26	Kripke, Liz	53 NEM	15:00.00
27	Feather, Shawn M	54 AGM	15:05.99
28	Autissier, Anne-Cecile	50 NEM	15:10.48
29	Bibles, Shirley	52 AGM	15:50.54
30	Goldbas, Isabela C	54 SFTL	18:47.00
31	Bogue, Sherri L	51 SPM	21:10.82

55-59

1	Grilli, Tracy L	58 NEM	12:27.54
2	Brown, Denise H	55 MICH	12:29.61
3	Valdez, Elaine S	59 MOST	12:41.86
4	Oliver, Karen M	55 OACM	12:45.39
5	Hajost, Cynthia M	55 RMST	13:00.00
6	O'Brien, Charlene A	58 WCM	13:05.08
7	Harasz, Melissa	55 SPM	13:07.01
8	Murray, Huddie M	58 AQTX	13:20.00
9	Quinn, Phyllis E	59 TOC	13:26.62

10	Corliss, Linda L	55 NMMS	13:30.02
11	Rokich, Karen A	56 ANBM	14:28.62
12	Selby, Margie H	56 OLD	14:40.00
13	Harrelson, Jo Ann	59 SPM	14:53.30
14	Kimbrough, Doris R	55 CMS	15:22.23
15	Duggan, Terese E	58 LVM	15:45.00
16	Sparkman, Annabel S	56 MOST	16:30.00

60-64

1	Knapp, Lo D	60 UTAH	12:15.00
2	Finch, Merry B	60 YCMS	13:42.56
3	Lyman, Carolyn B	64 JCC	14:45.15
4	Laney, Judith B	62 CMS	15:01.10
5	Erickson, Martha	63 NASH	15:21.00
6	Weston, Susan E	63 SDSM	15:21.00
7	Garcia, Sue M	62 NITR	15:21.84
8	Bloomfield, Sue A	62 WMST	15:23.50
9	Willard, Mimi	61 NUTS	15:30.00
10	Goldfarb, Amy	60 RGSC	16:04.00
11	Callaway, Linda	62 MOST	16:25.56
12	Smith, Elspeth	62 FACT	17:19.00
13	Schneider, Mary P	62 WMAC	17:31.80
14	Bonis, Susan	61 WMAC	18:30.00

65-69

1	Miller, Celeste	65 SNM	13:05.00
2	Shoenberger, Linda R	67 TAM	14:03.81
3	Menard, Joanne	67 MMAC	14:15.40
4	McDaniel, Georgia	68 IM	15:16.47
5	Ventura, Rosa V	67 SFTL	15:36.60
6	Gillies, Judy L	67 ARIZ	16:07.28
7	Christenson, Candy J	68 WMAC	16:25.07
8	Burfeind, Betty	68 IM	16:30.03
9	Coholan, Annette M	67 RHMS	16:42.12
10	DeVennish, Elaine H	66 NAM	18:10.00
11	Marcantonio, Marcia E	65 MOST	19:35.00
12	Seidler, Jeanne E	68 WMAC	26:56.02

70-74

1	Marr, Jackie M	71 SDSM	14:58.80
2	Pohlmann, Mary M	70 SLAM	15:36.56
3	Anziano, Marcia	70 CMS	17:02.23
4	Wise, Louise	72 CMS	17:30.00
5	Zentgraf, Karen W	73 CMS	17:57.50
6	Katz, Jane	72 AGUA	18:00.00
7	Tyler, Sarah L	70 SNM	18:00.00
8	Hlavacek, Ida M	72 VMST	18:44.86
9	Sauer, DeEtte A	73 MOST	19:04.56
10	Stephens, Mary Lou	72 GAJA	19:23.12
11	Fritz, Jill D	74 ARIZ	19:54.60
12	Trevison, Ellie	72 FACT	22:55.00

75-79

1	Leilich, Joann	76 WMST	16:00.00
2	Jebe, Margit H	76 T2NM	16:40.00
3	Henderson, Martha J	78 FACT	20:49.24

85-89

1	Campbell, Joan K	85 FACT	21:06.77
---	------------------	---------	----------

90-94

1	Kornfeld, Maurine E	93 MVN	24:43.62
---	---------------------	--------	----------

Day 2 – Friday, April 24

Warm-up

6:30 a.m.-7:50 a.m.

Check-in Deadline for Day 2

The 400 IM is a positive check-in event. Check-in may be done in person at the registration area or online at usms.org.

Fri., April 24	400 IM 200 freestyle	7 a.m. 9 a.m.
----------------	-------------------------	------------------

PLEASE NOTE:

If you do not check in by the deadline, you will not be seeded; there are no exceptions.

Meet Start Time

8:00 a.m.

Men	Event	Women
5	400 IM	6
	30 minute warm-up in competition pool	
7	100 butterfly	8
9	200 freestyle	10
11	50 breaststroke	12
13	100 backstroke	14
15	200 medley relay	16
	15 min break	
17	200 mixed free relay	17

Entry Deadline for Day 3 (Saturday) Relays

Relays must be turned in at the relay desk.

Fri., April 24	men's 200 freestyle relay women's 200 freestyle relay	3 p.m.
----------------	--	--------

2015 USMS Spring National Championships, Sanction #: 435-S001

National Aquatic Center & Northside Natatorium

Psych Sheet - Friday, April 24, 2015

#5 Men 400 Yard IM													
Name	Age	Club	Seed	Time									
18-24													
1 Fusilier, Beau D	18	AGM	3:57.33		10 Mercer, Scott	44	MOST	4:55.10		18 Jourdonnais, Craig S	55	MM	5:15.50
2 Offutt, Bryan T	23	TOC	4:00.14		11 Hatch, Eric	40	CMS	4:57.76		19 Blatt, Michael J	59	VCM	5:16.80
3 Materniak, Eric R	23	DRMS	4:07.60		12 Kozlowski, Mark S	40	IM	4:59.03		20 Clark, David L	57	WMAC	5:20.00
4 Babcock, Colin B	22	TOC	4:10.00		13 Lysenko, Andrii V	42	NOST	5:00.00		21 Nixon, John L	59	SPM	5:30.00
5 Grinalds, Andrew B	23	TOC	4:10.00		14 Soza, Walter E	42	DAMM	5:00.02		22 Hendrick, Marty	57	SFTL	5:30.27
6 Charriez, Greg	23	RICE	4:20.00		15 Muir, Scott	41	DAM	5:00.13		23 Castanha, John	55	CMS	5:35.25
7 Losch, Nathan	23	FAST	4:25.00		45-49					24 Goodlin, Tom	55	PSM	5:53.97
8 Littlefield, Ryan A	24	RICE	4:25.00		1 Granger, Nicolas	47	ROSE	4:07.53		25 Aumiller, Joe	57	MICH	6:11.21
9 Duran, Roberto A	23	PM	4:35.78		2 Solano, Abraham E	45	SKY	4:22.41		26 Pinto, Harlan A	57	MELO	6:23.38
10 Olden, Jaegger	22	CWST	5:04.00		3 Jimenez, Ignacio	49	CMS	4:25.00		27 Allen, Doug	55	COOG	7:30.00
25-29					4 Wharton, Dave L	45	NAM	4:27.19		60-64			
1 Frank, Simon	25	TW	3:58.33		5 Santos, Roque J	47	WCM	4:29.57		1 Mann, Michael T	60	CMS	4:30.00
2 Simoni, Evan V	25	TOC	4:12.79		6 Clarke, Dick	46	IM	4:31.01		2 Gilchrist, Donald B	61	NCMS	5:00.00
3 Bezugliy, Alexander	29	UC06	4:15.80		7 Tripps, Scott P	45	HOPK	4:39.18		3 Dodson, Phil L	62	IM	5:04.94
4 Yntema, Douwe	26	TOC	4:20.00		8 Koehler, Doug J	49	CVMM	4:42.12		4 Wood, Larry W	61	TXLA	5:06.00
5 Smith, David J	27	CMS	4:35.00		9 Hamilton, Nathan	46	SNM	4:44.15		5 Davis, Kern M	60	SPM	5:08.11
6 Garza, Richard J	27	WOW	4:36.37		10 Bessire, Brent	46	SRM	4:44.44		6 Guadagni, Peter M	60	WCM	5:08.27
7 Alban, Doug M	28	EST	4:51.11		11 Ellis, Andrew F	46	TERR	4:48.57		7 Hamilton, Berry	62	TXLA	5:16.00
8 Kim, Gene B	28	ROSE	5:15.01		12 McGiffin, Chris D	49	BERK	4:49.70		8 Collier, Scott J	60	AKMS	5:20.00
9 Misch, Daniel	29	IM	5:27.32		13 Faria, Jose J	49	GSM	4:51.00		9 Krauser, Larry B	61	HMS	5:32.36
30-34					14 Borton, Dan	47	ROSE	4:53.61		10 Gleason, Steve L	63	PCAT	5:58.00
1 Bradley, Edward (Ted) J	31	SPM	4:15.41		15 LeClair, David W	47	SPM	4:55.00		11 Miller, Jamie A	60	NCMS	8:22.60
2 Wells, Geoff	32	BUMS	4:21.47		16 Benucci, Lorenzo	47	AWJ	5:00.00		65-69			
3 Bey, Matthew D	31	NAM	4:30.00		17 Brandt, Mark W	49	IM	5:06.50		1 Kerns, Hubie	65	VCM	5:09.00
4 Hildebrand, David R	34	TNYA	4:35.66		18 Elizondo, Bill	47	RAM	5:14.97		2 Clemmons, Jim	65	MAM	5:09.50
5 Swick, John T	31	ARIZ	4:39.12		50-54					3 Springer, Douglas A	68	ARIZ	5:28.88
6 Batchelder, John R	34	CMS	4:45.29		1 Tuchler, Jim	50	IM	4:22.00		4 Rollins, Bruce W	65	WMST	5:49.44
7 Rouch, Stephen T	34	INDY	4:47.52		2 Segarra, Rafael G	51	AQAX	4:30.00		5 Hardy, Rog	68	RICE	6:14.09
8 Strahota, Jeffrey R	34	TERR	4:50.54		3 Rasmussen, Anders M	51	TXLA	4:31.55		6 Willis, Gregory B	66	LAPS	6:17.71
9 Oo, Aung Sann	33	ARIZ	4:52.07		4 Morris, Richard L	51	NAM	4:32.00		7 Bailey, Hop	67	ARIZ	6:26.22
10 Berg, Chris	30	WIND	4:53.65		5 Phillips, Daniel L	52	PSM	4:34.67		8 Osborne, Oz	69	ELG	6:58.32
11 Brown, Adam R	34	ELG	4:53.85		6 Mann, Jonathan E	54	CMS	4:34.85		9 Russell, Fred W	67	WMAC	7:20.93
12 Malik, Michael J	33	PALM	4:58.67		7 Erwin, Jeff T	50	SAWS	4:37.12		10 Walker, Thomas W	68	PSM	9:30.00
35-39					8 Melanson, Edward	52	CMS	4:49.02		11 Gregersen, Bodvar A	66	WSMC	16:53.66
1 Scalise, Erik L	37	SNM	4:12.04		9 Czerwinski, Robert	51	DAMM	4:57.05		70-74			
2 Swan, Benjamin	36	RICE	4:25.04		10 Trimble, Sandy	52	WAMS	5:01.00		1 Freshley, Mike R	74	ROSE	5:55.44
3 Chamberlain, Matt E	39	SDM	4:32.45		11 Amick, Jim	53	RIDG	5:15.00		2 Corris, Robert B	70	WMAC	6:19.08
4 Maurer, Matt	37	PALM	4:44.10		12 Parks, Byron T	52	SNM	5:15.80		3 Bergman, John	73	MINN	6:35.00
5 Gallagher, Douglas J	39	AGUA	4:52.00		13 Lee, Howard	50	STAN	5:17.50		4 Sawyer, Dennis L	71	PSM	6:50.95
6 Cedanio, Noel	35	BCTM	4:53.70		14 Scott, Andrew	50	OREG	5:30.00		5 Hamilton, Raymond H	71	AKMS	7:14.51
7 Durieux, Chad A	35	ROSE	4:55.52		15 Dauginas, Joe	52	VALM	5:35.20		6 Callen, Russ	71	GAJA	7:16.57
8 De Leon, Louis P	38	TW	4:57.05		16 Everett, Douglas D	51	ARIZ	6:49.37		7 Smith, Dave	70	ELG	7:28.33
9 Chilton, James A	39	PALM	4:57.31		55-59					8 Schein, Howard K	70	IM	7:50.87
10 Percival, Scott A	35	MOST	4:59.41		1 Sauer, Jim	58	TXLA	4:35.00		75-79			
11 Miller, Matt	37	OREG	5:13.27		2 Shake, Scott D	57	ARIZ	4:39.49		1 Wolfe, Artie	75	TAOS	6:16.21
12 Ahlgren, Kyle R	39	1693	5:42.42		3 Scott, Greg C	55	CMS	4:43.39		2 Peterson, Dick A	78	PSM	7:02.73
40-44					4 Petersen, Craig	55	CMS	4:44.00		3 Badgley, David	75	OKMS	7:14.42
1 Doherty, Kevin J	41	CMS	4:16.99		5 Morales, John R	57	SRM	4:47.20		4 Nelson, Ed E	75	LAPS	7:55.00
2 Niemi, Matthew G	41	USF	4:22.50		6 Morales, Tito	56	UCLA	4:47.34		5 Plummer, Mark A	78	CMS	9:10.00
3 Pecht, Ben T	40	VCM	4:24.42		7 Smith, David M	57	CRUZ	4:52.94		6 Learmonth, William R	75	O*H*	9:30.00
4 Andersen, Morten	44	NCMS	4:26.90		8 Archer, Branch T	55	TXLA	4:58.73		80-84			
5 Dreitzler, Todd M	44	PSCM	4:32.00		9 Seibt, Andreas K	57	IM	5:00.00		1 Lauer, William J	80	TNAQ	6:28.18
6 Mc Kay, Matthew G	43	TOC	4:35.00		10 Waters, Steve	56	UC43	5:01.24		2 Good, Larry A	81	SLAM	7:58.58
7 Lehr, Gunner F	42	NAM	4:36.35		11 Washburn, Jonathan W	57	NCMS	5:02.81		3 Grohe, William E	81	USF	10:30.37
8 Klepchick, Paul R	40	RAM	4:40.57		12 Rogers, Randy	56	PSM	5:03.93		85-89			
9 Goodison, Michael R	43	TERR	4:45.00		13 Nevid, Nathan E	57	PBM	5:05.00		1 Maine, Thomas O	89	SLAM	9:56.01
					14 Slowey, Michael J	57	PALM	5:05.32					
					15 Sherman, Bill	56	MOVY	5:09.00					
					16 Matysek, Jim	55	SYSM	5:13.12					
					17 Siegel, Craig	57	TXLA	5:15.00					

2015 USMS Spring National Championships, Sanction #: 435-S001

National Aquatic Center & Northside Natatorium

Psych Sheet - Friday, April 24, 2015

#6 Women 400 Yard IM

Name	Age	Club	Seed	Time
18-24...(#6 Women 400 Yard IM)				
1 Bicek, Adrienne L	24	IM	4:36.67	
2 Arnold, Allison A	22	TOC	4:40.00	
3 Smith, Molly A	23	NEM	4:42.48	
4 Burmood, Erica A	23	WIND	5:10.00	
5 Paasch, Carissa A	23	WMAC	5:15.50	
6 Sharpe, Anna	23	KM	5:15.79	
7 Maisel, Sabrina	24	MVM	5:19.04	
8 Miller, Jenna L	23	GSMS	5:22.72	
9 Baldwin, Tricia A	24	SKY	7:41.50	
25-29				
1 Stupp, Julie A	29	PAQM	4:15.00	
2 Clapp, Marissa L	27	RICE	4:30.00	
3 Kastes, Katie C	25	TOC	4:30.00	
4 Modrov, Priscilla A	27	SWMN	4:33.00	
5 Parker, Emily S	29	SDSM	4:43.78	
6 Looney, Jessica	26	NEM	4:45.00	
7 Wilson, Alana N	28	WMST	4:55.57	
8 Togias, Anna	29	NOVA	4:58.67	
9 Hoops, Valerie R	28	DAMM	5:03.84	
10 Sciacca, Krysten M	27	BCTM	5:15.37	
11 White-Olson, Steff L	29	HOPK	5:16.61	
12 Andrew, Becca	26	TXLA	5:20.00	
13 Capizzi, Stefanie	28	ROSE	5:21.32	
14 Braniecki, Ashley L	29	O*H*	5:25.04	
30-34				
1 Quinnell, Jodi A	32	CMS	4:53.59	
2 Vandam, Kathryn E	30	HOPK	4:54.10	
3 Schneider, Lindsey W	33	NAM	5:00.21	
4 Williams, Melinda B	33	NEM	5:10.10	
5 Risinger, Vicki B	31	WMST	5:19.11	
6 Ferries, Jenny	33	PSM	5:27.82	
7 King, Rebecca L	34	SMS	5:36.74	
8 Jakubchak, Lindsey N	32	ALEX	5:42.42	
9 DeLalla, Laurie B	33	CRUZ	5:44.05	
10 Cheadle, April E	34	PSM	5:50.55	
11 VonJentzen, Emily	32	KATS	5:52.96	
12 Miller, Alaina	33	ALEX	5:55.62	
13 Stutz, Kathleen J	32	SFTL	6:06.11	
35-39				
1 Koch Davis, Laura K	38	WMST	4:50.27	
2 Moro, Erin C	36	PALM	5:07.80	
3 Lemmon, Tamara C	37	UTAH	5:17.25	
4 Giovanni, Melissa K	35	LVM	5:25.00	
5 Sullivan, Shannon D	39	1693	5:35.32	
6 Kerley, April D	36	ANBM	5:49.87	
7 Svatek, Mandie T	39	MOST	5:50.11	
8 Wingenter, Suzanne	39	MOST	6:40.00	
9 Bowe, Pamela	39	LVM	7:45.00	
40-44				
1 Day, Nadine K	44	INDY	5:02.79	
2 Reece, Margaret E	43	CHIC	5:10.00	
3 Stuart, Julie	41	TNAQ	5:16.11	
4 Bigham, Beth	44	DRMS	5:18.62	
5 Breeger, Tricia A	44	TPIT	5:19.90	
6 Mullins, Betsy P	40	MTSC	5:25.00	
7 Kramer, Stephanie	40	NOVA	5:31.71	

8 Framke, Erin C	41	CMS	5:35.88	
9 Segerson, Karen E	40	PSM	5:35.95	
10 Selz, Elise R	44	CFSC	5:40.96	
11 Moss, Bonnie M	43	SNM	5:45.10	
12 Tuttle-Best, Ann M	40	DASC	5:55.60	
13 Wegner, Karin M	42	LVM	6:05.01	
14 Bender, Jenny	41	AGM	6:13.10	
15 Carter, Eddie C	44	NCMS	6:27.90	
16 Volz, Kristin R	41	SFTL	6:43.60	
17 De La Cruz, Beth	44	IM	6:48.57	
18 Vaganova, Natalia	40	ABM	8:27.24	
45-49				
1 Stone, Stephanie	47	PCAT	4:55.00	
2 Dooley, Katy	48	TXLA	5:01.08	
3 Le Febre, Karen J	47	SNM	5:13.76	
4 McGill, Jana	46	OREG	5:22.29	
5 Simmons, Cheryl A	47	ROSE	5:22.29	
6 Sinitz, Cheryl	46	WMAC	5:25.79	
7 Cranny, Jennifer R	46	PALM	5:26.33	
8 Hodgert, Donna M	47	VMST	5:29.85	
9 Friedlander, Rebecca L	48	CMS	5:30.50	
10 Gardner, Nicole	45	SNM	5:32.05	
11 Gass, Melissa	47	NCMS	5:34.71	
12 LeClair, Dale A	45	SPM	5:35.00	
13 Jolly, Lynn	49	TOC	5:44.45	
14 Seibert, Tracie	45	SNM	5:46.18	
15 Barry, Robin B	48	LVM	5:55.79	
16 Hubbard, Cheryl B	47	SWYM	5:56.91	
17 Goldsmith, Dara	48	LVM	6:05.06	
18 Aitken, Florence	48	LVM	6:15.00	
19 Giles-Ott, Ruth	46	IM	6:29.31	
20 Bulman, Robin A	49	SRM	6:51.67	
50-54				
1 Hernandez, Jill S	54	CHIC	4:48.15	
2 Klestinec, Robin L	53	NAM	5:06.82	
3 Ward, Lisa A	51	WCM	5:12.12	
4 Frederic, Christine H	50	SMS	5:15.19	
5 Najjar, Ellie S	53	CMS	5:19.88	
6 Bailey, Monica M	54	DAMM	5:25.00	
7 Countryman, Marianne	50	GAJA	5:27.15	
8 Kupan, Cheryl A	50	SPM	5:34.04	
9 Vanderpoel, Nicole L	50	CMS	5:34.12	
10 Perry, Rebecca R	50	MAM	5:34.14	
11 Andrade, Rosana	54	MOST	6:18.20	
12 Ashworth, Michelle P	51	LVM	6:20.00	
13 Thayer, Marieke	53	SDSM	6:24.38	
14 Chin, Jian	51	USF	6:28.50	
15 McClure, Pam	51	GAJA	7:15.11	
16 Huffman, Martha	51	RAM	10:00.00	
55-59				
1 Valdez, Elaine S	59	MOST	5:34.55	
2 De Groot-Hedlin, Catherine I	55	WIND	5:38.90	
3 Brown, Denise H	55	MICH	5:42.64	
4 Murray, Huddie M	58	AQTX	6:09.19	
5 Keisling, Christine M	58	SVY	6:10.33	
6 Hilpert, Bess	59	TXLA	6:13.09	
7 Dolan LaMar, Diana	57	SDSM	6:20.00	
8 Rokich, Karen A	56	ANBM	6:20.53	
9 Quinn, Phyllis E	59	TOC	6:29.43	
10 Larson, Linda L	59	SFTL	6:39.73	

11 Harrelson, Jo Ann	59	SPM	6:43.80	
12 Winck, Patty K	59	UC16	6:48.08	
13 Chavez, Ramona A	57	TAOS	7:36.00	
14 Sparkman, Annabel S	56	MOST	7:40.00	
60-64				
1 Davis, Charlotte M	64	PSM	5:40.00	
2 Jaunzeme, Andra	62	SDSM	6:05.00	
3 Steil, Tamara R	60	MICH	6:27.32	
4 Hair, Margaret	60	LCNM	6:36.60	
5 Lyman, Carolyn B	64	JCC	6:40.21	
6 Surdoval, Nancy	61	ARIZ	6:52.90	
7 Bloomfield, Sue A	62	WMST	6:56.16	
8 Ehrke, Nancy L	61	WMAC	6:58.00	
9 Seaton, Jessica W	62	WHZO	7:00.00	
10 Kessinger, Katy L	60	UTAH	7:05.00	
11 Smith, Paula J	60	AKMS	7:09.45	
12 Weston, Susan E	63	SDSM	7:10.64	
13 Mayhew, Chris	61	MOST	7:11.73	
14 Kaguni, Laurie S	62	MICH	7:16.85	
15 Myer, Cynthia J	62	IMSC	7:55.16	
16 Callaway, Linda	62	MOST	8:07.52	
65-69				
1 Clarkson, Tracy L	65	1776	6:45.00	
2 Burfeind, Betty	68	IM	7:13.79	
3 Panayotoff, Kristi M	66	GS	8:00.51	
70-74				
1 Barnea, Daniela	71	STAN	6:42.30	
2 Pohlmann, Mary M	70	SLAM	7:11.91	
3 Meyers, Susan L	73	SYSM	7:15.00	
4 Hlavacek, Ida M	72	VMST	8:16.68	
75-79				
1 Burke, Dorothy A	75	ARKM	8:00.00	
2 Stretch, Nancy	75	TOC	8:07.00	
3 Henderson, Martha J	78	FACT	9:20.86	
80-84				
1 Eisele, Barbara M	84	LOCO	12:09.57	
2 Mueller, Diane M	80	CAQM	13:53.92	
85-89				
1 Campbell, Joan K	85	FACT	11:30.15	

2015 USMS Spring National Championships, Sanction #: 435-S001

National Aquatic Center & Northside Natatorium

Meet Program - Friday, April 24, 2015

#7 Men 100 Yard Butterfly

Lane	Name	Age	Club	Seed	Time
Heat 1 of 27 Finals					
4	Stolz, Hal F	80	GAJA		1:36.78
5	Lauer, William J	80	TNAQ		1:27.08
6	Maine, Thomas O	89	SLAM		2:37.50
Heat 2 of 27 Finals					
1	Schein, Howard K	70	IM		1:44.01
2	Smith, Dave	70	ELG		1:34.50
3	Bergman, John	73	MINN		1:26.00
4	Straka, Peter	72	TYMS		1:18.01
5	Abrahams, Richard T	70	CMS		1:02.00
6	Burns, Richard	71	TAM		1:06.80
7	Iselin, Christian R	71	YCFM		1:20.75
8	Bell, John L	72	SDSM		1:27.98
9	Hultin, Walter B	71	CMS		1:35.00
10	Williams, Frank	75	SDSM		1:22.91
Heat 3 of 27 Finals					
1	Larson, Allen J	62	OREG		1:16.91
2	Haris, Lee D	61	TOC		1:11.00
3	Phipps, Tom	61	OREG		1:08.92
4	Yocom, Douglas N	63	1776		1:07.50
5	Wilson, Robert H	63	CAQM		1:08.29
6	Heyes, Greg W	60	LAPS		1:10.00
7	Gleason, Steve L	63	PCAT		1:15.00
8	Seidman, Lawrence B	67	GSM		1:18.05
9	Shaffer, Craig A	68	ARIZ		1:22.41
10	Pegues, Lex	54	ELG		1:16.25
Heat 4 of 27 Finals					
1	Cothren, Jack	65	BUMS		1:14.57
2	Music, Wayne	65	AAAA		1:12.82
3	Bernard, Alan D	65	TAM		1:07.87
4	Bell, Alan	65	PSM		1:05.39
5	Kerns, Hubie	65	VCM		1:04.00
6	McPherson, Andrew M	68	DAM		1:04.75
7	Rudloff, Edward	67	TOC		1:07.58
8	Derr, John M	65	VCM		1:10.00
9	Wright, Larry E	66	PSM		1:13.76
10	Meyerhoff, Rick	68	TAM		1:15.00
Heat 5 of 27 Finals					
1	Hague, David J	61	UC43		1:04.50
2	Kelsoe, Robert	61	TNYM		1:01.50
3	Gilchrist, Donald B	61	NCMS		1:00.50
4	Gooding, Jack W	61	ARKM		1:00.14
5	Graham, Donald	60	PSM		57.65
6	Martin, Doug	61	ARKM		59.20
7	Hildebrandt, David C	60	GAJA		1:00.49
8	Colella, Steve M	60	PSM		1:01.09
9	Saint-Amour, Craig E	62	NYAC		1:04.13
10	Childers, David W	60	RICE		1:07.36

Heat 6 of 27 Finals

1	Wang, Ke	58	ARIZ		1:09.11
2	Sikora, Rod	55	DAMM		1:07.00
3	Freeman, Stephan J	59	SPM		1:06.15
4	Lamour, Didier B	58	MINN		1:05.00
5	Merrill, Nick C	57	IM		1:05.89
6	Woolley, Ken	56	DAMM		1:07.00
7	Rogers, Randy	56	PSM		1:07.25
8	Kercher, Craig A	53	MOST		1:06.26
9	DiBenedetto, Robert J	51	GYMS		1:06.02
10	Hubbard, Russell L	53	SWYM		1:10.40

Heat 7 of 27 Finals

1	Baird, Jeff A	55	ARIZ		1:04.50
2	Walker, Donald M	56	TW		1:03.50
3	Cue, Juan	55	TBAM		1:03.00
4	McFarland, James A	55	NCMS		1:02.72
5	Barton, Tom	58	PCAT		1:02.24
6	Allender, Patrick	56	OREG		1:02.50
7	Fisher, Dennis E	55	NAM		1:03.00
8	Hollett, Peter G	55	NCMS		1:03.20
9	Fuselier, Stephen A	55	AAAA		1:04.18
10	Nelson, Kurt D	55	CMS		1:04.50

Heat 8 of 27 Finals

1	Smith, Darrell J	58	MINN		1:01.61
2	Waters, Steve	56	UC43		59.46
3	Heath, Robert H	58	MAM		58.95
4	O'Brien, Kerry L	58	WCM		58.57
5	Kone, Bruce C	57	RICE		56.38
6	Sauer, Jim	58	TXLA		56.50
7	Stephenson, Dan	58	ROSE		58.94
8	Reed, Clay F	58	CRUZ		59.00
9	Lindstedt, David P	59	LAPS		1:00.88
10	Vandam, David K	59	TXLA		1:01.77

Heat 9 of 27 Finals

1	Brackett, Elliott	50	DAMM		1:05.50
2	Maryatt, Andrew T	54	RAMS		1:05.25
3	Vargas, Daniel	54	ARIZ		1:04.13
4	Amick, Jim	53	RIDG		1:04.00
5	Czerwinski, Robert	51	DAMM		1:02.50
6	Dauginas, Joe	52	VALM		1:03.60
7	Baker, John	52	SMM		1:04.00
8	Volzing, Mace P	50	WAMS		1:04.69
9	Jeziel, Boris	51	TXLA		1:05.25
10	Aubrey, Michael	54	SFTL		1:05.50

Heat 10 of 27 Finals

1	Wyckoff, Benjamin W	50	CONN		1:02.13
2	Boileau, Mike	53	CMS		1:00.75
3	Stephenson, Kyle	54	MOVY		1:00.60
4	Cleaver, Oliver	52	SAWS		59.47
5	Fischer, Niel E	50	CHIC		58.38
6	Golden, Larry	54	ARKM		58.40
7	Young, Robert A	50	IM		1:00.59
8	Grisa, Thomas M	53	WMAC		1:00.71
9	Doyle, Michael B	51	PCAT		1:01.87
10	White, Steve G	54	WMST		1:02.50

Heat 11 of 27 Finals

1	Van Dyke, Rick P	50	UC26		58.20
2	Carpenter, Scott R	51	RAM		57.00
3	Harvill, Tom	53	WAMS		56.25
4	Segal, William N	50	JAM		54.38
5	Sims, David E	52	IM		51.73
6	Lydecker, Charles H	51	YCFM		54.00
7	Ponthier, Chuck	52	LAPS		55.00
8	McCool, Chris	50	PALM		56.50
9	Marshall, Dirk H	52	STFF		58.00
10	Mann, Jonathan E	54	CMS		58.24

Heat 12 of 27 Finals

2	Stokes, William T	41	RICE		1:04.00
3	Krasykov, Volodymyr M	41	NOST		1:03.30
4	Smitheal, Jeremy L	42	WHAC		1:03.39
5	Villarreal, George C	43	TULS		1:12.66
6	Sturm, Mike	49	WMAC		1:08.00
7	Chamberlain, Lee D	46	OACM		1:04.18
8	Ross, Gavin A	49	SEAM		1:05.44
9	Lawson, Jeffery D	46	LAKE		1:25.83

Heat 13 of 27 Finals

1	Duport, Paul	49	SSSM		1:03.05
2	Sullivan, Anthony J	46	SPM		1:02.50
3	Coates, Ed M	49	TXLA		1:02.00
4	Berg, Robert J	48	MICH		1:01.42
5	Sundahl, Philip J	49	WMST		1:00.58
6	Borton, Dan	47	ROSE		1:01.24
7	McIntosh, Tad	48	DAMM		1:01.50
8	Doolittle, John W	45	SPM		1:02.01
9	Mc Bride, Patrick F	45	USF		1:02.84
10	Lewis, Mike J	49	WIND		1:03.65

Heat 14 of 27 Finals

1	Beck, John L	45	ARIZ		1:00.19
2	Winter, Doug	46	PSM		1:00.05
3	Adamavich, Doug P	46	MMAC		1:00.00
4	Chaput, Sebastien	47	ROSE		59.70
5	Mehok, George K	47	SYSM		58.81
6	Howard, Patrick D	46	ARIZ		59.63
7	Petrilla, Eric A	45	SNM		59.77
8	Campbell, Marshall G	49	UC26		1:00.02
9	Oyler, Paul F	49	UC11		1:00.09
10	Kasser, Dan	45	SKY		1:00.58

Heat 15 of 27 Finals

1	Mackenroth, Jack	45	TNYA		57.44
2	Decker, Nicholas W	47	CAQM		56.75
3	Kitzman, Scott A	45	SRM		55.51
4	Varozza, Mike J	47	TXLA		53.76
5	Granger, Nicolas	47	ROSE		51.62
6	Unruh, Steven L	48	NITR		52.90
7	Shaffer, Mike G	49	VCM		55.31
8	Kroupa, Andy S	46	YCFM		56.57
9	Clarke, Dick	46	IM		56.80
10	Peschel, Keith D	49	SMST		58.32

2015 USMS Spring National Championships, Sanction #: 435-S001

National Aquatic Center & Northside Natatorium

Meet Program - Friday, April 24, 2015

Heat 16 (#7 Men 100 Yard Butterfly)

1	Herman, Eric C	43 SPM	1:02.50
2	Wen, Patrick J	42 WCM	1:01.83
3	Rutledge, Mike	44 GMST	1:01.00
4	Garza, Alejandro	42 FAST	1:00.00
5	Jones, Matt J	43 HUNT	59.17
6	O'Mara, Timothy J	43 SNM	1:00.00
7	Plummer, Andrew	43 AAAA	1:00.71
8	Colburn, Christopher M	43 ABM	1:01.18
9	Mora, Benjamin S	40 TW	1:02.37
10	Courtney, Chris	42 ARIZ	1:02.62

Heat 17 of 27 Finals

1	Peterson, Eric G	44 LVM	57.89
2	Karren, Kelly S	41 CVMM	57.57
3	Stockwell, Zach	40 CRUZ	57.00
4	Bellin, Daniel A	42 MOST	56.20
5	Valle, Marc A	41 ARIZ	55.58
6	Jacobson, Brian L	41 MINN	55.69
7	Proft, David L	42 UC43	57.00
8	Marsh, Brandon	40 WHAC	57.23
9	Williams, Collis	44 WHAC	57.82
10	Glass, Mark W	40 WMST	58.62

Heat 18 of 27 Finals

1	Wanie, Lee G	41 TOC	55.00
2	Schaetz, Daniel J	44 WMAC	55.00
3	Vazquez, Jorge L	41 UC43	54.00
4	O'Sullivan, Chris	40 CMS	52.86
5	Martyak, Stephen	40 TXLA	52.14
6	Miller, Joe B	42 OCMT	52.80
7	Eisenhuth, Matthew S	40 CMS	53.80
8	Dreitzler, Todd M	44 PSCM	55.00
9	Sumner, David M	44 MVN	55.00
10	Williams, Ryan D	41 SFTL	55.10

Heat 19 of 27 Finals

1	Rojas, Gus M	25 AAAA	1:55.20
2	Delavan, Timothy	27 SAWS	1:06.00
3	Baxter, Kyle E	28 PCAT	59.00
4	Miller, Christopher L	25 WMST	58.79
5	Taylor, Tim	28 ALEX	59.28
6	Scott, Michael B	28 PSM	1:09.00
7	Boeke, Lonny	37 WLAC	1:02.92
8	Garrett, Noah	38 ROSE	1:05.78
9	DeVennish, Arthur H	32 NAM	1:28.48

Heat 20 of 27 Finals

1	Warren, Courtney D	35 ARIZ	1:01.50
2	Smink, Jonathan S	35 GERM	59.83
3	Judge, Joshua M	38 TNYA	58.58
4	Bonis, Joshua M	35 WMAC	58.22
5	Apple, Jonathan	39 NAM	57.00
6	Armstrong, Jonathan W	39 WMST	57.39
7	Jent, Daniel E	37 ALEX	58.32
8	Thor, Timothy D	38 ARKM	59.82
9	Shepherd, Jeremy	35 RAM	1:01.00
10	Mills, Jamie	38 LIB	1:01.56

Heat 21 of 27 Finals

1	Iglesias, Rodrigo J	39 WIND	56.50
2	Fletcher, Van	39 NCMS	55.60
3	Chamberlain, Matt E	39 SDM	54.57
4	Counts, Glenn M	37 LVM	53.05
5	Kerekjarto, Tamas	35 COOG	49.80
6	Scalise, Erik L	37 SNM	52.49
7	Holden, Blake A	38 TERR	54.20
8	Stich, Darryl D	39 WMAC	54.71
9	Bardak, Peter D	38 IM	55.86
10	De Leon, Louis P	38 TW	56.62

Heat 22 of 27 Finals

1	Maurer, Adrian B	31 CHIC	59.10
2	Slowikowski, Jacek J	30 TNYA	58.86
3	Bey, Matthew D	31 NAM	56.00
4	Uras, Onur	30 AGUA	53.00
5	Gaines, Billy	34 LVM	52.39
6	Kendig, Jamie M	34 SYSM	52.78
7	Tepper, Sean M	32 WMAC	53.88
8	Strahota, Jeffrey R	34 TERR	58.85
9	Batchelder, John R	34 CMS	59.05
10	Berg, Chris	30 WIND	59.95

Heat 23 of 27 Finals

1	Webb, Cameron	28 DMST	57.79
2	Schapiro, Adam P	28 SWOM	56.89
3	Sandberg, Sky C	25 UC25	56.21
4	Malasky, Martin E	26 TOC	55.64
5	Sadowski, Stan	26 AGUA	55.00
6	Garza, Richard J	27 WOW	55.58
7	Ferrif, Nick L	26 TOC	56.00
8	Ganiyev, Doston	27 CMS	56.86
9	Marchant, Ryan A	26 UC04	57.22
10	Talbott, Patrick J	25 UC38	58.20

Heat 24 of 27 Finals

1	Moritz, Nathan B	25 UC21	54.93
2	Simoni, Evan V	25 TOC	54.15
3	Newell, Rob H	25 TOC	54.00
4	Nemick, Gregory W	27 CMS	53.33
5	Vogel, Jake N	27 WHAC	50.64
6	Talbott, Christopher J	28 TOC	52.50
7	Birnbrich, Andrew	25 NAM	54.00
8	Mandel, Alon	26 CMS	54.00
9	Smith, Ben	28 DKTA	54.41
10	Sagginario, Joseph	26 OWST	54.97

Heat 25 of 27 Finals

2	Kelly, Nicholas	18 PSM	1:05.41
3	Huseby, Nick	20 DKTA	1:01.00
4	Sanchez, Ralph	24 ROSE	1:00.55
5	Dickson, Keith F	18 ARIZ	59.65
6	Duarte, Christian J	19 TXST	59.94
7	Wrigley, Jonathan S	19 PSM	1:00.82
8	Anthony, Russell L	23 MOST	1:03.01

Heat 26 of 27 Finals

1	Cuda, Cameron S	24 MOST	58.54
2	Mccloskey, Patrick R	24 MOST	58.22
3	Lybarger, Andrew R	24 FAST	56.07
4	Reid, Jordan W	22 PSM	55.56
5	Losch, Nathan	23 FAST	55.00
6	Duran, Roberto A	23 PM	55.40
7	Rowan, Samuel N	23 TOC	55.86
8	Villanueva, Isai A	20 TW	58.00
9	Rourke, Michael W	23 NITR	58.50
10	Pehrson, Josh S	18 PSM	58.81

Heat 27 of 27 Finals

1	Koon, Nolan	24 TOC	53.50
2	Walker, Donald J	23 TW	52.00
3	Morris, Wilfred R	23 MOST	51.72
4	Birnbrich, Zachary T	23 NAM	50.69
5	Lindau, Henrik C	24 TW	48.00
6	Bruckman, Mitchell	19 CMS	50.54
7	Perez, Ricky	18 WMAC	51.50
8	Polhill, Drew	24 WM	51.90
9	Bean, Morgan A	19 AGM	52.52
10	Stipek, Clinton W	24 PSM	54.00

#8 Women 100 Yard Butterfly

Lane	Name	Age	Club	Seed Time
------	------	-----	------	-----------

Heat 1 of 19 Finals

4	Mueller, Diane M	80 CAQM	3:12.65
5	Eisele, Barbara M	84 LOCO	3:11.42
6	Case, Mary Ann	75 ARIZ	1:35.90

Heat 2 of 19 Finals

1	Bogue, Sherri L	51 SPM	2:22.98
2	Casey, Joan M	50 HOPK	1:16.77
3	Roose, Lynn R	51 IM	1:15.84
4	Diddams, Margaret A	53 PSM	1:20.00
5	Hlavacek, Ida M	72 VMST	1:54.00
6	Kranpitz, Nancy	70 WMAC	1:36.28
7	Meyers, Susan L	73 SYSM	1:40.00
8	Sauer, DeEtte A	73 MOST	1:56.65
9	Kaguni, Laurie S	62 MICH	1:37.52
10	Brittingham, Regina	63 WCM	2:05.00

Heat 3 of 19 Finals

1	Panayotoff, Kristi M	66 GS	1:49.29
2	Welch, Sarah	68 PSM	1:30.64
3	Gettling, Janet	66 OREG	1:28.53
4	Menard, Joanne	67 MMAC	1:27.20
5	Mccloskey, Cecilia D	65 1776	1:11.55
6	Brown, Dana B	67 PALM	1:24.44
7	Walsh Beilman, Stephanie	65 1776	1:27.75
8	Tyler, A Susan	66 SNM	1:29.43
9	Puhl, Patty J	65 CAQM	1:45.58
10	Cafferata, Gail L	66 CHIC	2:20.30

2015 USMS Spring National Championships, Sanction #: 435-S001

National Aquatic Center & Northside Natatorium

Meet Program - Friday, April 24, 2015

Heat 4 (#8 Women 100 Yard Butterfly)

1	Ehrke, Nancy L	61 WMAC	1:34.84
2	Lindsey, Connie	63 MOST	1:32.08
3	Hair, Margaret	60 LCNM	1:26.60
4	Kessinger, Katy L	60 UTAH	1:22.00
5	Val, Laura B	63 TAM	1:09.00
6	Cole, Janie	61 PCAT	1:16.65
7	Taylor, Barbara G	60 YCMS	1:26.16
8	Morrison, Lynn	60 PCAT	1:30.00
9	Mayhew, Chris	61 MOST	1:33.22
10	Wright, Jill M	64 SAWS	1:37.00

Heat 5 of 19 Finals

1	Chapman, Linda	59 PSM	1:28.49
2	Moore, Dede G	55 LAPS	1:23.40
3	Rokich, Karen A	56 ANBM	1:23.17
4	Frost, Kathryn M	55 CSPM	1:20.00
5	Gettelfinger, Cheryl M	57 INDY	1:18.24
6	Hilpert, Bess	59 TXLA	1:18.27
7	Keisling, Christine M	58 SVY	1:22.45
8	Sprouse, Cecily	58 DAM	1:23.20
9	Torvik Ragan, Randeem S	59 TTEX	1:27.46
10	Winck, Patty K	59 UC16	1:36.13

Heat 6 of 19 Finals

1	Tokayer, Susan	55 WM	1:15.88
2	Ganze, Cathy	57 SDSM	1:14.17
3	De Groot-Hedlin, Catherine I	55 WIND	1:13.60
4	O'Brien, Charlene A	58 WCM	1:09.79
5	Granger, Traci S	57 LAPS	1:05.11
6	Lippold, Mary B	59 PSM	1:09.55
7	Ingraham, Susan	55 MOST	1:09.89
8	Neville, Cathy V	57 SDSM	1:13.92
9	Dillan, Gloria	55 PSM	1:15.47
10	Jaeger, Dawn	58 PSM	1:18.20

Heat 7 of 19 Finals

1	Kuwahara, Lisa K	52 UTAH	1:12.30
2	Sterzer, Robin S	50 QSS	1:10.44
3	Countryman, Marianne	50 GAJA	1:10.29
4	Perry, Rebecca R	50 MAM	1:09.19
5	Birnbrich, Beth	51 NAM	1:07.40
6	Smart, Denise L	52 TULS	1:09.16
7	Nelson, Judy A	54 CMS	1:09.50
8	Kupan, Cheryl A	50 SPM	1:10.33
9	Jensen, Sue	54 NEM	1:12.26
10	Hacker, Sara	50 IM	1:12.77

Heat 8 of 19 Finals

1	Delmage, Arlene	52 OREG	1:06.16
2	Sappay, Collette H	50 CMS	1:05.29
3	Godges, Arlette A	50 CVMM	1:05.08
4	Block, Andrea J	53 IM	1:03.83
5	Livingston, Leslie C	53 RAM	1:02.90
6	Hernandez, Jill S	54 CHIC	1:02.98
7	Frederic, Christine H	50 SMS	1:05.08
8	Schriger, Joan A	50 TOC	1:05.16
9	Ditzler, Kristy	50 TXLA	1:06.08
10	Crouch, Kim	53 PSM	1:07.22

Heat 9 of 19 Finals

2	Hecimovich, Beth A	49 NCMS	1:50.00
3	Gomez, MariaLuisa	47 MOST	1:25.00
4	Buzzelli, Tara A	46 RAY	1:14.72
5	Reimer, Shelley B	45 PSM	1:13.30
6	Hubbard, Cheryl B	47 SWYM	1:14.21
7	Zien, Livia L	49 SPM	1:20.36
8	Borton, Joan	45 ROSE	1:26.50

Heat 10 of 19 Finals

1	Gardner, Nicole	45 SNM	1:10.50
2	Cranny, Jennifer R	46 PALM	1:08.86
3	Cleven, Detra R	46 KAC	1:06.53
4	Welting, Laureen K	49 TOC	1:04.18
5	Eldridge, Beth	45 MOVY	59.99
6	Ridge, Jennifer	46 HASA	1:03.34
7	Jolly, Lynn	49 TOC	1:05.52
8	Jurey, Mary K	48 TXLA	1:08.05
9	Turner, Kristen M	45 WHAC	1:08.99
10	Conner, Mary M	48 WCM	1:12.71

Heat 11 of 19 Finals

3	Visser, Linda	44 SPM	1:08.15
4	Stuart, Julie	41 TNAQ	1:05.76
5	Day, Nadine K	44 INDY	1:02.87
6	Reece, Margaret E	43 CHIC	1:03.00
7	Strong, Susan D	43 WCM	1:07.00
8	Bennett, Anne H	40 AQTX	1:22.00

Heat 12 of 19 Finals

2	Ruppel, Laura M	39 CMS	1:18.23
3	Reyes, Claire	38 UC26	1:15.00
4	Belluomini, Melanie C	37 DAM	1:13.69
5	Reeves, Tessa L	36 OREG	1:11.78
6	Reece, Katherine F	39 CHIC	1:13.23
7	Hellerman, Molly J	38 TOC	1:14.00
8	Porter, Amy M	39 MOST	1:17.46
9	Baudis, Christina	38 NEM	1:18.41

Heat 13 of 19 Finals

1	Schneider, Erin E	36 WMAC	1:08.99
2	Whitney, Ashley A	35 NASH	1:04.00
3	Skinner, Sonja	38 OREG	1:02.72
4	Richards, Ericka L	37 SRM	1:01.24
5	Brooks Crozier, Jennifer	38 CONN	58.78
6	Mihalik, Jennifer	36 AMS	58.93
7	Moro, Erin C	36 PALM	1:02.04
8	Koch Davis, Laura K	38 WMST	1:03.27
9	Seidler, Mindy E	35 WMAC	1:06.97
10	Lawrie, Dawn J	39 SNM	1:09.71

Heat 14 of 19 Finals

1	Andrus, Megan M	33 LVM	1:10.98
2	Payne, Kristin	34 IMSC	1:10.00
3	Van Horn, Alaina L	34 L4S	1:09.19
4	Ebert, Nicole D	31 WMST	1:05.17
5	Schneider, Lindsey W	33 NAM	1:04.00
6	Liberty, Laurel M	33 LIB	1:04.57
7	Bradley, Blaire C	30 MOST	1:07.01
8	Wais, Tracy	34 IM	1:09.67
9	Chozick, Kristen L	34 UC43	1:10.00
10	Sanders, Gretchen M	34 TXLA	1:12.00

Heat 15 of 19 Finals

1	Bankovich-Mihalik, Bethany	32 1776	1:03.54
2	Vandam, Kathryn E	30 HOPK	1:02.21
3	Carlson, Megan M	31 INDY	1:00.92
4	Gill, Meg B	30 TOC	59.99
5	Hernandez, Sarah M	30 DAM	56.72
6	Radecke-Noble, Jennifer D	30 TVM	58.79
7	Watanabe, Naoko	32 TOC	1:00.69
8	Linke, Lyndsey M	34 CMS	1:01.37
9	Melsen, Krisie M	34 HOPK	1:03.54
10	Quinnell, Jodi A	32 CMS	1:03.84

Heat 16 of 19 Finals

3	Baber, Caroline	18 PSM	1:19.95
4	Wagner, Catherine	22 RGSC	1:10.49
5	Streeter, Shannon E	23 ROSE	1:12.00
6	Wellman, Meghan A	29 NEM	1:22.95
7	Clark, Hannah	27 WM	1:16.00
8	Moty, Bridget C	27 FAST	1:16.35

Heat 17 of 19 Finals

1	Sciacca, Krysten M	27 BCTM	1:06.42
2	Braniecki, Ashley L	29 O*H*	1:05.83
3	Knapp, Blayne	27 FAST	1:05.00
4	Togias, Anna	29 NOVA	1:04.81
5	Murray, Lesley C	26 TXLA	1:03.96
6	Fuchs, Lauren	28 L4S	1:04.72
7	Abrams, Stacy A	27 TXLA	1:05.00
8	Hdez, Gabriella	28 TOC	1:05.50
9	Smith, LaJoya B	26 UC13	1:06.00
10	Ho, Judy	29 ROSE	1:10.00

Heat 18 of 19 Finals

1	Herring, Magwyer	25 ROSE	1:02.36
2	Davidoff, Cara	29 TOC	1:01.45
3	Ballenger, Marie A	28 TOC	58.38
4	Raatz, Katherine	26 TOC	55.99
5	Sims, Amanda M	26 OAM	55.00
6	Kastes, Katie C	25 TOC	55.55
7	Modrov, Priscilla A	27 SWMN	58.00
8	Stacy, Jessica	25 OREG	1:01.00
9	Freundreis, Lauren K	26 ROSE	1:01.52
10	Rembach, Alisha M	26 TFMS	1:02.81

Heat 19 of 19 Finals

1	Olson, Christine A	24 TOC	1:06.75
2	Munson, Vicki	22 TXST	1:03.88
3	Burmood, Erica A	23 WIND	1:01.00
4	Nolte, Jeanette C	23 IM	59.00
5	Senko, Anna K	22 TOC	56.21
6	Halberstadt, Lexie	23 DKTA	57.88
7	Perez, Esmeralda	20 WMAC	1:01.00
8	Stuart, Hannah R	18 SWYM	1:03.08
9	Harper, Mariah	22 TXLA	1:04.50
10	Barnick, Angela	20 PSM	1:10.48

2015 USMS Spring National Championships, Sanction #: 435-S001

National Aquatic Center & Northside Natatorium

Psych Sheet - Friday, April 24, 2015

#9 Men 200 Yard Freestyle

Name	Age Club	Seed Time
18-24		
1 Schweitzer, Paul-Marc	23 TW	1:38.00
2 Bruckman, Mitchell	19 CMS	1:40.16
3 Offutt, Bryan T	23 TOC	1:40.50
4 Perez, Ricky	18 WMAC	1:42.00
5 Fusilier, Beau D	18 AGM	1:42.07
6 Trowbridge, Nicholas R	23 TOC	1:48.00
7 Littlefield, Ryan A	24 RICE	1:51.00
8 Dickson, Keith F	18 ARIZ	1:53.25
9 Anderson, Thomas	20 TXST	1:54.94
10 Birnbrich, Hayden	22 NAM	1:55.00
11 Smythe, Conor H	20 DUCK	1:57.10
12 Seaburg, Joshua S	24 MINN	1:57.99
13 Jezek, Jacob J	21 LVM	1:58.00
14 Sanchez, Ralph	24 ROSE	2:00.00
15 Botyarov, Michael	20 CMS	2:05.00
16 Wrigley, Jonathan S	19 PSM	2:05.01
25-29		
1 Knight, Titus A	26 UC27	1:37.36
2 Vogel, Jake N	27 WHAC	1:42.99
3 Yntema, Douwe	26 TOC	1:46.00
4 Webb, Cameron	28 DMST	1:47.86
5 Taylor, Dylan	28 CMS	1:48.00
6 Farreny, Kristopher	29 JAM	1:48.63
7 Neuwirth, Jamie	27 TOC	1:49.00
8 Lehmann, Karl M	29 SMS	1:50.00
9 Talbott, Christopher J	28 TOC	1:50.00
10 Marchant, Ryan A	26 UC04	1:50.16
11 Bower, Kenny G	27 TOC	1:52.00
12 Sagginario, Joseph	26 OWST	1:53.41
13 Malasky, Martin E	26 TOC	1:53.76
14 Subda, Travis J	26 PACK	1:54.93
15 Hartley, Ross L	26 NAM	1:56.00
16 Altman-Kurosaki, Jonas Y	26 AGUA	1:56.15
17 Schapiro, Adam P	28 SWOM	1:56.50
18 Rudloff, Christian E	27 TOC	1:56.50
19 Miller, Christopher L	25 WMST	1:57.06
20 Moritz, Nathan B	25 UC21	1:58.03
21 Smith, David J	27 CMS	1:59.00
22 Butz, Jeremy R	26 AGUA	2:00.00
23 Gallardo, Anthony J	28 TW	2:09.90
24 Misch, Daniel	29 IM	2:38.11
30-34		
1 Vanderkaay, Christian	33 MICH	1:43.21
2 Gaines, Billy	34 LVM	1:43.50
3 Bradley, Edward (Ted) J	31 SPM	1:44.27
4 Ervin, Anthony L	33 TOC	1:45.00
5 Shiosaki, Daniel T	30 TOC	1:50.00
6 Hildebrand, David R	34 TNYA	1:50.27
7 Grisham, Kyle J	31 SAWS	1:51.69
8 Schneider, Jeffrey	30 DKTA	1:52.00
9 Kloppe, William R	34 YCFM	1:52.00
10 Ecklund, Tait C	33 ROSE	1:53.02
11 Ellam, Bryant F	32 MICH	1:54.01
12 Berg, Chris	30 WIND	1:55.99
13 Ritter, Chris	31 NCMS	1:56.00
14 Ladrow, Andrew W	34 CMS	1:56.25

15 Swick, John T	31 ARIZ	1:56.64
16 Gerken, Dustin D	30 NAM	1:57.10
17 Erdos, Jonathan	34 CTS	1:57.26
18 Malik, Michael J	33 PALM	1:59.27
19 Dominguez, Rogelio	30 MCH	1:59.70
20 Browder, Kurt	33 FAST	2:05.25
21 Shaw, Chris	32 TERR	2:15.00
35-39		
1 Kerekjarto, Tamas	35 COOG	1:42.80
2 Doucet, Douglas C	39 NEM	1:47.47
3 Reader, Paul	39 IM	1:48.49
4 Rietema, Brad	38 MICH	1:49.28
5 Fiene, Jonathan P	36 UC08	1:50.20
6 Mayronne, Korey	37 TXLA	1:50.57
7 Trinidad, Reuben D	35 CMS	1:51.05
8 Jent, Daniel E	37 ALEX	1:53.83
9 Andrews, Nathan R	39 NIAG	1:55.00
10 Shepherd, Jeremy	35 RAM	1:56.00
11 Quayle, Patrick W	36 DAMM	1:57.20
12 Maurer, Matt	37 PALM	1:57.61
13 Mills, Jamie	38 LIB	1:57.62
14 Bonis, Joshua M	35 WMAC	1:58.00
15 Jones, Ryan K	38 CMS	1:59.66
16 Callahan, Patrick	39 MOST	1:59.75
17 Von Rosenberg, Will	35 LAKE	2:00.00
18 Godor, Frank	36 SWM	2:00.00
19 Cotter, John R	39 PSM	2:03.48
20 Garrett, Noah	38 ROSE	2:07.49
21 Sullivan, Sean R	36 SRM	2:16.15
40-44		
1 Davis, Josh	42 MOST	1:42.52
2 Commings, Jeff P	41 ARIZ	1:45.69
3 Niemi, Matthew G	41 USF	1:48.31
4 Alley, David W	40 TXLA	1:49.45
5 Andersen, Morten	44 NCMS	1:50.69
6 Sheldon, Paul	44 CMS	1:53.31
7 Valle, Marc A	41 ARIZ	1:53.87
8 Albino, Jorge E	40 SYSM	1:54.15
9 Blake, Thomas M	42 UC25	1:54.23
10 Stockwell, Zach	40 CRUZ	1:55.00
11 Tadle, Jarek	43 SFTL	1:55.00
12 Butcher, Rob	42 SYSM	1:55.63
13 Bellin, Daniel A	42 MOST	1:56.23
14 Lehr, Gunner F	42 NAM	1:56.38
15 Plummer, Andrew	43 AAAA	1:57.60
16 Secor, Don	40 IM	1:57.75
17 Mullins, Dennis J	41 MTSC	1:59.00
18 Gillilan, William J	43 CAQM	1:59.13
19 Lilienthal, Jason	41 MOST	1:59.86
20 Villarreal, George C	43 TULS	2:00.43
21 Vocke, Joe	44 NAM	2:00.63
22 Buras, Brian A	43 UC43	2:01.00
23 Glass, Mark W	40 WMST	2:01.61
24 Van Dyne, Steve	44 LTMN	2:01.70
25 Reilly, Ryan J	43 ROSE	2:01.74
26 Jones, Matt J	43 HUNT	2:01.80
27 Pardo, Robert R	41 SFTL	2:02.28
28 Guiri, Michael J	44 MOST	2:02.55
29 Aimone, Jeff	44 MOST	2:05.58
30 Hatch, Eric	40 CMS	2:05.83

31 Lopez, Alex	43 IMSC	2:10.00
32 Herman, Eric C	43 SPM	2:30.38
45-49		
1 Unruh, Steven L	48 NITR	1:46.66
2 Carroll, Stewart A	45 RAM	1:46.90
3 Brundage, Patrick W	48 ARIZ	1:48.81
4 Benucci, Lorenzo	47 AWJ	1:49.50
5 Nygren, Mats O	48 PSM	1:50.00
6 Thomas, Joe C	45 WIND	1:50.00
7 Cox, Mark	47 RAM	1:50.13
8 Bennett, Dennis	49 IAMA	1:50.62
9 Lee, Lawrence B	46 NCMS	1:50.84
10 Keller, Matt	45 IM	1:52.27
11 O'Dell, Rick	47 YCFM	1:53.59
12 Petrilla, Eric A	45 SNM	1:53.72
13 Shaffer, Mike G	49 VCM	1:54.00
14 Dickson, Kurt F	47 ARIZ	1:54.53
15 Garland, Robert	45 CMS	1:55.00
16 Rosinski, Thomas J	45 CMS	1:55.00
17 Sullivan, Scot A	48 OREG	1:55.44
18 Tripps, Scott P	45 HOPK	1:56.26
19 Lage, Terry L	47 SFTL	1:57.22
20 Semisch, Kevin P	48 SFTL	1:57.60
21 Steen, Peter	45 CAQM	1:57.87
22 Jones, Kenton R	47 SDSM	1:58.49
23 Blood, Jonathan K	49 NEM	1:58.77
24 Weinrich, Wray M	49 DASC	2:01.00
25 Hahn, Darek L	48 JAM	2:01.50
26 McGiffin, Chris D	49 BERK	2:01.88
27 Smiley, Colin	48 TXLA	2:02.24
28 Coulom, Steve	49 RICE	2:02.36
29 Woudwijk, Rik	49 LAPS	2:04.22
30 Willman, Joseph H	48 TXLA	2:04.50
31 Savage, Steve	48 PALM	2:05.00
32 Ross, Gavin A	49 SEAM	2:05.06
33 Coates, Ed M	49 TXLA	2:08.30
34 Adams, Scott G	45 UC04	2:10.09
35 Calderon, Carlos	49 WMST	2:13.00
50-54		
1 Sims, David E	52 IM	1:46.38
2 Segarra, Rafael G	51 AQAX	1:51.30
3 Lydecker, Charles H	51 YCFM	1:52.00
4 Cuniff, David S	51 WAMS	1:52.50
5 Erwin, Jeff T	50 SAWS	1:54.26
6 Wood, Steve	54 YCFM	1:55.00
7 Cain, Thomas	52 UC32	1:56.00
8 Remmert, Greg A	52 WCM	1:56.31
9 Van Dyke, Rick P	50 UC26	1:56.90
10 Birnbrich, Chris L	51 NAM	1:57.00
11 Wise, Mike	50 CMS	1:57.70
12 Valley, Eric	53 MOVY	1:57.93
13 Switzer, Kevin G	54 SMS	1:58.00
14 Marshall, Dirk H	52 STFF	1:58.00
15 Cleaver, Oliver	52 SAWS	1:58.11
16 Autissier, Patrick	52 NEM	1:58.71
17 Sfingi, John A	51 SAWS	1:58.74
18 Tyler, Bob	52 NEM	1:58.89
19 Jaegers, Al	52 WAMS	1:59.99
20 Fischer, James S	51 WMAC	2:00.50
21 Baker, John	52 SMM	2:01.00

2015 USMS Spring National Championships, Sanction #: 435-S001

National Aquatic Center & Northside Natatorium

Psych Sheet - Friday, April 24, 2015

50-54...(#9 Men 200 Yard Freestyle)

22	Wilwerding, Geoff E	53 PSM	2:02.00
23	Vaughn, David R	50 VMST	2:02.00
24	Lileikis, Joseph G	52 OCMT	2:02.62
25	Werlinich, Greg S	50 BDGR	2:02.87
26	Czerwinski, Robert	51 DAMM	2:03.71
27	Richey, Steven C	54 MOST	2:05.73
28	Scott, Andrew	50 OREG	2:06.34
29	Woods, Thomas B	53 SDM	2:06.89
30	Steinhafel, Mark J	54 WMAC	2:07.09
31	Jeziel, Boris	51 TXLA	2:07.50
32	Gregory, David S	50 PCAT	2:08.50
33	Dauginas, Joe	52 VALM	2:08.80
34	Sher, Jonathan D	50 PCAT	2:10.67
35	Pro, Rick	53 LVM	2:10.69
36	Murphy, Matthew G	53 GSM	2:11.90
37	Moore, John	53 NCMS	2:12.94
38	Tomasino, Cesar	51 MOST	2:13.17
39	Mitchell, Matthew	51 WMSC	2:14.62
40	Campbell, Chris	54 MVM	2:14.94
41	Hubbard, Russell L	53 SWYM	2:15.25
42	Ness, Randal J	52 HOPK	2:16.00
43	Cochran, Steve	52 TXLA	2:16.20
44	Brandt, Scott J	52 IM	2:16.79
45	Schiemann, Steven A	53 IMSC	2:17.08
46	Stresemann, Michael N	54 PALM	2:17.67
47	Irvine, Paul J	54 FAST	2:20.00
48	Rowland, Jim	54 LIB	2:20.00
49	Conner, Christopher P	54 WCM	2:25.10
50	Ewing, Jack	54 USF	2:31.09
51	McCarthy, Shaun	54 PCAT	2:32.00

55-59

1	Petersen, Craig	55 CMS	1:52.50
2	Fields, John A	58 AWJ	1:53.00
3	Stephenson, Dan	58 ROSE	1:53.47
4	Scott, Greg C	55 CMS	1:55.00
5	Marble, Kevin J	58 VCM	1:56.00
6	Weir, D Scott	57 CMS	1:58.50
7	Blatt, Michael J	59 VCM	1:58.53
8	Morales, John R	57 SRM	1:58.55
9	Orten, Frank T	56 CMS	1:59.00
10	Tallman, Karl G	56 CRUZ	1:59.00
11	Dyer, Andy	56 AWJ	1:59.26
12	Cutting, Steve	57 TVM	1:59.30
13	Morales, Tito	56 UCLA	1:59.40
14	Washburn, Jonathan W	57 NCMS	1:59.85
15	Hollett, Peter G	55 NCMS	2:02.80
16	Welchlin, Bob	58 MOVY	2:03.47
17	Gibson, Christopher E	59 PAA	2:03.90
18	O'Brien, Kerry L	58 WCM	2:04.48
19	Smith, Darrell J	58 MINN	2:04.71
20	Brenner, Bill	56 SYSM	2:05.00
21	Shannahan, Mike	57 SAWS	2:05.09
22	Merrill, Nick C	57 IM	2:05.77
23	Siegel, Craig	57 TXLA	2:05.99
24	Nolte, Christopher C	58 CMS	2:06.00
25	Reed, Clay F	58 CRUZ	2:06.00
26	Newhall, Daniel J	56 SPM	2:06.00
27	Fuselier, Stephen A	55 AAAA	2:07.29
28	Kenny, Daniel B	57 SMM	2:08.83
29	Castanha, John	55 CMS	2:08.99

30	Graffis, Kevin H	55 SNM	2:09.10
31	Conkey, James V	59 SNM	2:10.01
32	Collins, Craig L	55 HOPK	2:10.68
33	Harwood, Thomas F	59 UC25	2:10.85
34	Peyton, Mike W	59 OREG	2:12.30
35	Sheahan, Dan	57 VMST	2:12.86
36	Cagle, Theodore C	58 NTEX	2:15.52
37	Tsuzuki, Ed M	56 GSM	2:16.16
38	Wyson, Joseph	58 LVM	2:22.11
39	Gainer, Charles A	58 UC15	2:22.63
40	Alkire, Jim A	56 UC26	2:24.29
41	Butz, Richard F	58 AGUA	2:45.00

60-64

1	Groselle, Jack R	60 SYSM	1:53.14
2	Colella, Rick	63 PSM	1:53.43
3	Mann, Michael T	60 CMS	1:54.00
4	Scanlan, Kevin	60 IM	1:57.32
5	Worrel, Dick	61 TXLA	2:00.83
6	Dodson, Phil L	62 IM	2:00.90
7	Krauser, Larry B	61 HMS	2:01.81
8	Wood, Larry W	61 TXLA	2:02.00
9	Walker, Rick B	64 SYSM	2:02.31
10	Gilchrist, Donald B	61 NCMS	2:03.00
11	Yocom, Douglas N	63 1776	2:05.00
12	Perout, Jeffrey J	62 SYSM	2:05.00
13	Saint-Amour, Craig E	62 NYAC	2:05.25
14	Fochios, Dean T	61 NYAC	2:06.11
15	Mandel, Barry R	62 WMAC	2:06.80
16	Roth, Barry	60 ARIZ	2:07.44
17	Modjeska, Mark E	62 ARIZ	2:07.77
18	Hepworth, Mark L	60 RIDG	2:12.00
19	Tveitmoe, Robert N	62 CMS	2:15.21
20	Scheff, Jonathan	62 WIND	2:16.80
21	Ravel, Rick	64 TTEX	2:17.00
22	Kahn, Stuart L	61 DAM	2:21.23
23	Fulljames, Rick C	63 LVM	2:29.82
24	Robinson, Timothy D	63 SED	3:17.72

65-69

1	Gruber, Glenn A	65 VCM	2:02.26
2	Kirkland, Dan L	66 UC36	2:05.07
3	Bernard, Alan D	65 TAM	2:05.89
4	Bell, Alan	65 PSM	2:06.00
5	Olson, Chuck A	65 MICH	2:07.00
6	Childs, Lee	66 GOLD	2:07.50
7	Rudloff, Edward	67 TOC	2:10.43
8	Rollins, Bruce W	65 WMST	2:18.94
9	Winter, Larry	67 ARIZ	2:19.41
10	Warner, Frank	66 PSM	2:19.50
11	McCullum, Mickey	67 GAJA	2:22.60
12	Hardy, Rog	68 RICE	2:23.68
13	Seidman, Lawrence B	67 GSM	2:28.03
14	Knuth, Clark A	66 WMAC	2:29.82
15	Gleser, Robert A	69 CMS	2:30.00
16	Owens, Robert A	68 VCM	2:35.95
17	Bailey, Hop	67 ARIZ	2:38.58
18	Lopez, Francisco	66 WMAC	3:55.00

70-74

1	Abrahams, Richard T	70 CMS	2:08.16
2	Frost, Kenneth A	70 TAM	2:21.98
3	Willert, Dan T	72 WIND	2:25.50

4	Ferraz, Jose E	70 GOLD	2:30.00
5	Murff, Don	73 TXLA	2:30.00
6	Novell, Ken	72 VMST	2:30.65
7	Walker, Joseph R	73 SNM	2:37.33
8	Klumb, George R	70 IM	2:37.62
9	Welty, Bob	70 DAMM	2:40.00
10	Corris, Robert B	70 WMAC	2:40.03
11	Hahn, Richard	72 AGM	2:48.03
12	Schein, Howard K	70 IM	2:50.01
13	Goldbas, Mervyn E	72 SFTL	2:57.14
14	Cannan, Patrick	74 PBM	3:21.78
15	Trevison, Rick	72 FACT	3:29.00
16	Devennish, Edward B	70 NAM	3:40.00

75-79

1	Wolfe, Artie	75 TAOS	2:26.83
2	Hamada, Ahmed G	76 GOLD	2:34.08
3	Williams, Frank	75 SDSM	2:34.41
4	Gallagher, Drury J	76 NYAC	2:40.00
5	Trauber, Ami A	75 SFTL	2:40.00
6	Glanz, Hershel P	76 WMST	2:45.00
7	Oakes, David W	75 SYSM	2:50.00
8	Plummer, Mark A	78 CMS	3:01.71
9	Blake, William V	78 MOST	3:19.00

80-84

1	Johnston, Graham M	83 MOST	2:44.44
2	Drobner, Sherwin	81 SFTL	3:11.44
3	Beach, Robert E	84 SPM	3:11.65
4	Tewksbury, Glenn A	81 ARIZ	3:15.02
5	Fritz, Jack R	82 ARIZ	3:23.35
6	Raiborn, Louis M	83 MOST	3:24.42
7	Alkoff, Howard	82 CONN	3:26.65

85-89

1	Meardon, Arnold	85 NEM	3:32.00
2	Gray, Joe E	85 MOST	3:46.65

2015 USMS Spring National Championships, Sanction #: 435-S001

National Aquatic Center & Northside Natatorium

Psych Sheet - Friday, April 24, 2015

#10 Women 200 Yard Freestyle

Name	Age	Club	Seed	Time
18-24				
1 Senko, Anna K	22	TOC	1:51.75	
2 Murphy, Kathryn T	22	TOC	1:55.99	
3 Halberstadt, Lexie	23	DKTA	1:56.33	
4 Bicek, Adrienne L	24	IM	1:58.49	
5 Smith, Molly A	23	NEM	1:59.03	
6 Arnold, Allison A	22	TOC	2:00.00	
7 Kutac, Carleigh L	24	DADS	2:00.54	
8 Stuart, Hannah R	18	SWYM	2:02.62	
9 Burmood, Erica A	23	WIND	2:05.00	
10 Duin, Morgan C	22	MOST	2:05.55	
11 Nolte, Jeanette C	23	IM	2:05.96	
12 Anderson, Sydney E	22	PSM	2:06.96	
13 Jones, Erin T	18	DUCK	2:10.00	
14 Balz, Marielle	23	AGUA	2:10.57	
15 Prange, Cara	20	PSM	2:12.64	
16 Stultz, Shelby	22	INDY	2:13.21	
17 Hilbun, Cassie	19	TXST	2:15.33	
18 Brink, Opal E	20	QMST	2:15.50	
19 Akins, Erin	20	TXST	2:21.21	
20 Seibert, Carol A	24	WIND	3:05.89	
21 Heins, Kelsey	22	RGSC	3:12.00	
25-29				
1 Kastes, Katie C	25	TOC	1:50.00	
2 Hale, Alicia	26	TW	1:52.96	
3 Raatz, Katherine	26	TOC	1:54.99	
4 O'Donnell-McCarthy, Fiona	28	TOC	1:57.51	
5 Modrov, Priscilla A	27	SWMN	1:58.00	
6 Davidoff, Cara	29	TOC	1:58.00	
7 Parker, Emily S	29	SDSM	1:58.02	
8 Melo, Florencia	25	SFTL	1:58.77	
9 Webb, Amy K	28	AWJ	2:01.58	
10 Stacy, Jessica	25	OREG	2:02.00	
11 Looney, Jessica	26	NEM	2:03.00	
12 Wilson, Alana N	28	WMST	2:03.54	
13 Walgamott, Annie	26	TMAT	2:04.82	
14 Moore, Maki	29	LVM	2:05.00	
15 Penn, Kylee	28	MOST	2:05.53	
16 Hoops, Valerie R	28	DAMM	2:08.09	
17 Rembach, Alisha M	26	TFMS	2:09.64	
18 Andrew, Becca	26	TXLA	2:10.00	
19 White-Olson, Steff L	29	HOPK	2:10.10	
20 Conkey, Sarah J	25	SNM	2:10.50	
21 Colavito, Shannon J	27	LVM	2:10.90	
22 Rivera, Evangeline N	27	PCAT	2:11.20	
23 Schultz, Kelly	29	TXLA	2:17.07	
24 Counts, Nyssa R	27	AAAA	2:22.31	
25 Stengel, Julia P	29	ROSE	2:23.63	
26 Bott, Nicole	29	AAAA	2:25.00	
27 Bradley, Nicole	28	AAAA	2:45.11	
28 Hinz, Bailey I	28	LVM	3:10.00	
30-34				
1 Radecke-Noble, Jennifer D	30	TVM	1:53.19	
2 Coombe, Katy A	31	HOPK	1:55.79	
3 Erickson, Lauren	30	VSM	2:01.34	
4 Lloyd, Allison	34	IM	2:03.97	
5 Liberty, Laurel M	33	LIB	2:04.57	

30-34...(#10 Women 200 Yard Freestyle)

6 Ebert, Nicole D	31	WMST	2:06.15	
7 Williams, Melinda B	33	NEM	2:07.21	
8 Jakubchak, Lindsey N	32	ALEX	2:11.93	
9 Moeller, Jennifer	32	WMAC	2:12.00	
10 Corporon, Nicole A	30	CON	2:12.42	
11 Shipp, Rachel V	32	TOC	2:13.00	
12 Snook, Meredith L	33	TPIT	2:15.00	
13 DeLalla, Laurie B	33	CRUZ	2:16.25	
14 Wagoner, Keelah J	31	OMAH	2:20.54	
15 Miller, Alaina	33	ALEX	2:30.45	
16 Odonnell, Meghan	32	ROSE	2:39.58	
17 Bernier, Elise	33	WIND	2:40.00	
18 Fischer, Christine	34	CMS	2:53.00	
19 King, Sarah C	31	MTMS	3:41.95	
20 Barraclough, Amy	30	FAST	3:52.26	
35-39				
1 Mihalik, Jennifer	36	AMS	1:55.82	
2 Glenn, Katie	38	STAN	1:57.00	
3 Lewis, Cynthia J	39	WIND	1:58.03	
4 Whitney, Ashley A	35	NASH	2:01.00	
5 Chatzigeorgiou, Georgia	38	WMAC	2:01.00	
6 Giovanni, Melissa K	35	LVM	2:03.24	
7 Lee, Kristi D	39	SAWS	2:04.12	
8 Crusco, Kysa M	39	NEM	2:07.37	
9 Gruenberg, Brigitta M	35	SAWS	2:08.50	
10 Hindle, Lori D	39	NEM	2:09.39	
11 Downing, Jennifer	36	NEM	2:09.50	
12 Keeler, Susan E	36	WCM	2:10.00	
13 Reeves, Tessa L	36	OREG	2:14.45	
14 Lawrie, Dawn J	39	SNM	2:15.25	
15 Rittenhouse, Amy R	37	HOPK	2:18.16	
16 Kerley, April D	36	ANBM	2:21.02	
17 Giffin, Meghan J	36	ROSE	2:23.31	
18 Helm, Maureen	35	NITR	2:32.34	
19 Stow, Meredith A	36	LAS	2:42.62	
20 Corley, Marie	37	TERR	2:59.00	
40-44				
1 Holland, Amy S	43	NCMS	2:01.99	
2 Moorhead, Amy J	43	PSM	2:04.41	
3 Day, Nadine K	44	INDY	2:04.48	
4 Beeman, Ashley C	43	CONN	2:07.31	
5 Bigham, Beth	44	DRMS	2:09.33	
6 Breeger, Tricia A	44	TPIT	2:10.69	
7 Texel, Paula M	44	SPM	2:10.70	
8 Strong, Susan D	43	WCM	2:12.00	
9 Coskey, Julie	41	MOB	2:13.47	
10 Jones, Leslie L	42	RMST	2:15.64	
11 Thompson, Amy W	44	TOC	2:18.34	
12 Marvin, Linda L	41	INDY	2:20.72	
13 Farrell Guizar, Kathy	42	WWM	2:22.63	
14 Wegner, Karin M	42	LVM	2:22.69	
15 Cebrowski, Catharine L	44	MOST	2:23.00	
16 Hughes, Megan	41	ISMT	2:23.41	
17 Denison, Stephanie	44	SMST	2:24.36	
18 Porter, Jo Ann A	43	SNM	2:24.62	
19 Tuttle-Best, Ann M	40	DASC	2:26.96	
20 Fahey, Lisa	44	AGUA	2:34.47	
21 Azuma, Lynn M	41	AGM	2:35.44	
22 Beels, Kendall R	42	RMST	3:16.11	

45-49

1 Gary, Kristin J	47	NYAC	2:01.49	
2 Stone, Stephanie	47	PCAT	2:02.00	
3 Rapuano, Lisa O	49	EST	2:02.25	
4 Seavall, Kelly J	46	CMS	2:07.90	
5 Reiss, Natasha	45	WIND	2:08.56	
6 McPherson, Chris A	47	NASH	2:09.51	
7 LeClair, Dale A	45	SPM	2:10.34	
8 Richardson, Kim G	46	CMS	2:11.57	
9 Reimer, Shelley B	45	PSM	2:13.03	
10 Elias, Tiitta K	47	MOST	2:13.77	
11 Henry, Anita A	47	TXLA	2:15.01	
12 Macias, Cristina	49	RGSC	2:15.42	
13 Nelson, Sheila	46	SRM	2:17.10	
14 Rhodes, JerriLynn	47	NCMS	2:18.21	
15 Greene, Dana M	46	UC13	2:18.89	
16 Buzzelli, Tara A	46	RAY	2:18.93	
17 Conner, Mary M	48	WCM	2:18.94	
18 Bathey, Liane	47	WIND	2:19.00	
19 Denison, Lisa D	46	TTEX	2:19.01	
20 Polhill, Laura M	49	WM	2:20.16	
21 Kinlaw, Sheryl	46	LAKE	2:22.40	
22 May, Jennifer L	46	WMAC	2:25.00	
23 Kennedy, Kari	47	IMSC	2:26.64	
24 Meredith, Sara L	46	NCMS	2:26.66	
25 Feix, Jenny C	45	SMM	2:30.00	
26 Schwartz, Jodi	47	SPM	2:33.48	
27 Bailie, Bridget A	45	STFF	2:40.11	
28 Dawson, Gina	46	MOST	3:19.00	
50-54				
1 Hernandez, Jill S	54	CHIC	1:59.19	
2 Petersen, Charlotte	50	SPM	2:04.99	
3 Jones, Eney	54	YCFM	2:06.34	
4 Cleavenger, Becky	51	CVMM	2:07.83	
5 Block, Andrea J	53	IM	2:08.33	
6 Gallagher, Kathy	50	ARIZ	2:08.46	
7 Irish Bostic, Linda	51	PBM	2:08.85	
8 Ditzler, Kristy	50	TXLA	2:09.07	
9 Garnier, Kathy L	54	CMS	2:09.71	
10 Campbell, Trin A	51	UC26	2:10.00	
11 Nelson, Judy A	54	CMS	2:10.45	
12 Finley, Ann	52	LAPS	2:12.31	
13 Tompkins, Megan E	52	UC07	2:12.39	
14 Klestinec, Robin L	53	NAM	2:12.60	
15 Godges, Arlette A	50	CVMM	2:13.00	
16 Birnbrich, Beth	51	NAM	2:13.59	
17 Major, Becki P	51	ARIZ	2:14.28	
18 Cook, Mimi	50	AKMS	2:14.81	
19 Clark, Dawn	50	SPM	2:17.88	
20 Delmage, Arlene	52	OREG	2:19.00	
21 Hagadorn, Heather	50	CMS	2:19.38	
22 Stokes, Karin E	54	NEM	2:20.87	
23 Stewart, Stephanie R	51	DAMM	2:21.28	
24 Ivey, Pamela A	53	LVM	2:22.47	
25 Cutting, Shannon E	51	ADMS	2:22.57	
26 Benedict, Anita	51	HEAT	2:22.58	
27 Stephenson, Sallly H	53	UC18	2:24.00	
28 Howard, Amy	50	QMST	2:24.94	
29 McCullagh, Mary K	51	NCMS	2:25.00	
30 Thayer, Marieke	53	SDSM	2:25.27	

2015 USMS Spring National Championships, Sanction #: 435-S001

National Aquatic Center & Northside Natatorium

Psych Sheet - Friday, April 24, 2015

31	Rivas, Suzanne	52 MOST	2:27.54
32	Tunstall, Nancy M	52 NEM	2:28.52
33	Derr, Kirsten L	50 CMS	2:30.00
34	Pentheny, Gail H	52 GBM	2:30.00
35	Miller, Lori S	51 FCST	2:35.00
36	Goduto, Dana M	51 ARIZ	2:35.14
37	Peterson, Susan M	52 CTS	2:39.14
38	Kurtz, Helen	54 MMAC	2:42.48
39	Howe, Cynthia L	54 MOST	2:42.61
40	Autissier, Anne-Cecile	50 NEM	2:47.98
41	Kripke, Liz	53 NEM	2:50.00
42	Dau, Janice A	52 CMS	3:00.50
43	Howard, Dana S	51 AAAA	5:45.00
55-59			
1	Warmuth, Stacey	58 VCM	2:10.50
2	Grilli, Tracy L	58 NEM	2:12.70
3	Courtney, Zena H	55 PSM	2:13.10
4	Oliver, Karen M	55 OACM	2:15.00
5	Cotton Tatnall, Suzy C	55 CMS	2:17.31
6	DeMere, Susan D	59 GS	2:20.00
7	Loux, Debbie L	56 MACA	2:20.09
8	Neville, Cathy V	57 SDSM	2:22.72
9	Ganze, Cathy	57 SDSM	2:23.71
10	Tokayer, Susan	55 WM	2:24.50
11	Harasz, Melissa	55 SPM	2:27.37
12	Hajost, Cynthia M	55 RMST	2:28.00
13	Dolan LaMar, Diana	57 SDSM	2:30.00
14	Kahn, Mary J	55 DAM	2:30.85
15	Corliss, Linda L	55 NMMS	2:31.23
16	Moore, Dede G	55 LAPS	2:31.50
17	Rokich, Karen A	56 ANBM	2:32.51
18	Hines, Mary Anne	57 WMST	2:35.16
19	McNamara, Kathleen A	55 USF	2:44.43
20	Marshfield, Ann K	56 O*H*	2:49.58
21	Moak, Mary N	58 UC45	3:02.01
22	Craggett, Jacquie L	59 RAM	3:03.00
23	Schueckler, Leslie	59 BUMS	3:10.00
24	Duggan, Terese E	58 LVM	3:15.00
60-64			
1	Val, Laura B	63 TAM	2:10.00
2	Knapp, Lo D	60 UTAH	2:14.00
3	Kryka, Nancy	60 SYSM	2:26.92
4	Finch, Merry B	60 YCMS	2:29.64
5	Maccurdy, Krissy	62 PCAT	2:30.02
6	Woolslayer, Jeannie L	61 STAR	2:33.00
7	Tourtual, Dorothy M	63 BUMS	2:34.98
8	Laney, Judith B	62 CMS	2:39.10
9	Wildman, Carol J	60 TAOS	2:39.57
10	Meteyer, Beverly B	61 LVM	2:40.00
11	Call, Nancy A	61 TAOS	2:43.12
12	Robinson, Lauren	62 SED	2:43.42
13	Ragland, Elise H	64 TTEX	2:44.13
14	Willard, Mimi	61 NUTS	2:44.90
15	Morrison, Lynn	60 PCAT	2:45.58
16	Blatt, Cindy S	61 VCM	2:48.65
17	Seaton, Jessica W	62 WH20	2:55.00
18	McDaniel, Kathy	63 PSM	2:57.98
19	Goldfarb, Amy	60 RGSC	3:04.00
20	Smith, Elspeth	62 FACT	3:08.00
21	Booth, Susan K	60 TXLA	3:15.00

60-64...(#10 Women 200 Yard Freestyle)			
22	Mead, Ann E	60 TOC	4:40.00
65-69			
1	Miller, Celeste	65 SNM	2:24.50
2	Preissler, Stella	66 PSM	2:28.88
3	Jones, Cynthia L	65 IM	2:39.88
4	Shoenberger, Linda R	67 TAM	2:41.01
5	Alexander, Martha A	65 WCM	2:42.17
6	Carruthers, Kate M	66 PSM	2:49.54
7	Ventura, Rosa V	67 SFTL	2:53.18
8	Gillies, Judy L	67 ARIZ	2:53.36
9	Mitsuda-Bagnall, Carol M	66 WMST	2:59.50
10	Young, Lydia L	66 CMS	3:18.41
11	Canto, Susan C	65 LVM	3:22.00
70-74			
1	Marr, Jackie M	71 SDSM	2:48.80
2	Bancroft, Ann	70 TAOS	2:59.00
3	Ridout, Nancy J	73 TAM	2:59.65
4	Hill, Marcia M	70 WCM	3:04.91
5	Anziano, Marcia	70 CMS	3:19.55
6	Hackett, Jeanne T	71 FACT	3:19.75
7	Westergaard, Leslie M	72 DAM	3:26.76
8	Stephens, Mary Lou	72 GAJA	3:29.32
9	Sauer, DeEtte A	73 MOST	3:33.30
10	Fritz, Jill D	74 ARIZ	3:33.44
11	Trevison, Ellie	72 FACT	4:10.00
80-84			
1	Wheatley, Diane	81 MOST	4:07.59
2	Waldbaum, Joan B	84 1776	5:02.05
85-89			
1	Campbell, Joan K	85 FACT	3:57.98
90-94			
1	Kornfeld, Maurine E	93 MVN	4:35.52

2015 USMS Spring National Championships, Sanction #: 435-S001

National Aquatic Center & Northside Natatorium

Meet Program - Friday, April 24, 2015

#11 Men 50 Yard Breaststroke

Lane	Name	Age	Club	Seed Time
Heat 1 of 33 Finals				
4	Larson, E Ole	94	NCMS	1:20.01
5	Rudloff, G Edward	91	TOC	1:00.00
6	Shannon, Baker L	90	WSMC	1:18.50
7	Ouchakof, Vladimir I	91	CONN	2:10.00
Heat 2 of 33 Finals				
2	Bauman, John H	84	WMAC	54.31
3	Austin, Ronald	80	TULS	51.63
4	Patten, Bob W	80	CMS	45.00
5	Stolz, Hal F	80	GAJA	41.52
6	Shechter, Stanley J	82	AGUA	50.14
7	Peter, Harold E	80	ARIZ	51.84
8	Woods, Albert H	86	GAJA	48.13
9	Oster, James F	73	MOST	2:15.00
Heat 3 of 33 Finals				
1	Ingalls, Melvin N	75	AAAA	49.80
2	Goldstein, Mel E	76	INDY	47.59
3	Thayer, George D	79	OREG	44.10
4	Marchbanks, Jerry L	79	MOST	42.93
5	Gallagher, Drury J	76	NYAC	40.00
6	Truong, Dominique	76	PSM	42.40
7	McKinney, Kenneth O	76	ARIZ	43.00
8	Kilbourne, Charles E	75	FACT	46.66
9	Zollner, Max E	76	FCST	48.71
10	Eisenklam, Peter A	72	ARIZ	46.70
Heat 4 of 33 Finals				
1	Walker, Joseph R	73	SNM	44.27
2	Reid, Walt E	74	PSM	40.20
3	Pohlmann, John T	71	SLAM	38.65
4	Sawyer, Dennis L	71	PSM	37.57
5	Frost, Kenneth A	70	TAM	33.43
6	Bernard, Kimball V	70	PSCM	34.50
7	Fuenmayor, Jose	71	NASH	37.98
8	Whitley, John K	72	WIND	38.77
9	Atencio, Tony E	73	WCM	43.02
10	Foges, John	70	OREG	45.85
Heat 5 of 33 Finals				
1	Spivey, Brian C	55	AAAA	2:00.00
2	Heins, Barry	58	RGSC	37.01
3	Kegley, Dale V	59	WWM	36.14
4	Marshfield, Mark J	57	O*H*	47.58
5	Landes, David V	68	WIND	40.13
6	Farmer, Craig N	65	FAST	38.33
7	Youtt, George R	66	BUMS	39.00
8	Edsall, David W	67	NEM	44.10
9	Heins, Mark	62	RGSC	45.10
10	Stout, Mark D	60	MOST	46.50

Heat 6 of 33 Finals

1	Music, Wayne	65	AAAA	37.52
2	Peterson, Steven B	68	PSM	35.30
3	Derr, John M	65	VCM	34.00
4	Springer, Douglas A	68	ARIZ	32.76
5	Strand, Robert	69	SAWS	31.25
6	Stark, Allen L	66	OREG	31.39
7	Moskovits, Alexander	66	TAM	33.14
8	Meyerhoff, Rick	68	TAM	35.00
9	Knopf, Thomas H	67	TOC	36.24
10	Krueger, P J	68	AAAA	38.00

Heat 7 of 33 Finals

1	Stevens, Rhoads E	61	OCMT	44.18
2	Stoner, Jon	63	1776	37.56
3	Wein, Arthur M	64	GSM	35.44
4	Heyes, Greg W	60	LAPS	35.00
5	Kelsoe, Robert	61	TNYM	34.70
6	Consaul, James R	60	CAQM	34.80
7	Owens, Carl H	63	MOST	35.41
8	Reeder, Bill D	62	PSM	36.67
9	Fulljames, Rick C	63	LVM	39.37
10	Walsh, Patrick	62	UC43	45.00

Heat 8 of 33 Finals

1	Roth, Barry	60	ARIZ	33.90
2	Hildebrandt, David C	60	GAJA	33.42
3	Van Wart, Steve	61	WCM	33.14
4	Hamilton, Berry	62	TXLA	32.10
5	Colella, Rick	63	PSM	29.11
6	Groselle, Jack R	60	SYSM	29.16
7	Walker, Rick B	64	SYSM	32.49
8	Lemaistre, Charles F	61	TXLA	33.33
9	Van Boer, Eric D	60	RHMS	33.85
10	Swenor, Gary D	60	NSA	34.64

Heat 9 of 33 Finals

1	Huckabee, John	56	PSM	36.00
2	Michaels, Charles F	56	MOST	35.38
3	Wyson, Joseph	58	LVM	34.90
4	Lee, Stanley H	58	YCMS	34.59
5	Hashem, Abdelaziz M	58	HSC	34.25
6	Anderson, Robert L	59	PCCM	34.28
7	Pinto, Harlan A	57	MELO	34.87
8	Harasz, Philip	56	SPM	34.98
9	Fisher, Dennis E	55	NAM	35.50
10	McLinden, Stephen K	59	MOST	36.08

Heat 10 of 33 Finals

1	Wang, Ke	58	ARIZ	33.93
2	Lysinger, Chris S	58	COM	33.28
3	Godoy, Francisco J	56	WMST	32.05
4	Holland, David A	56	WMAC	32.00
5	Baird, Jeff A	55	ARIZ	31.78
6	Holmberg, Tom	56	IM	31.93
7	Matysek, Jim	55	SYSM	32.03
8	Lenox, Mark T	57	RGSC	32.15
9	Lamour, Didier B	58	MINN	33.50
10	Wagoner, Victor	58	LAPS	34.00

Heat 11 of 33 Finals

1	Brenner, Bill	56	SYSM	31.50
2	Divjak, Zdravko	58	UC44	31.10
3	Von Hoffmann, Gerard	59	NOVA	31.00
4	Marsh, Russell L	59	CMS	30.97
5	Smith, David M	57	CRUZ	30.89
6	Slowey, Michael J	57	PALM	30.89
7	Keyser, Brian	58	1776	30.98
8	Newhaller, Daniel J	56	SPM	31.00
9	Lindstedt, David P	59	LAPS	31.19
10	Miller, Brent D	55	MOVY	31.70

Heat 12 of 33 Finals

1	Blommel, Gregory G	55	WMAC	30.60
2	Scott, Greg C	55	CMS	30.00
3	Hoffman, Keith T	56	TXLA	29.62
4	Neville, Richard	58	FAST	29.47
5	Kone, Bruce C	57	RICE	28.74
6	Bank, Holden J	55	CMS	29.00
7	Dyer, Andy	56	AWJ	29.58
8	Orten, Frank T	56	CMS	29.99
9	Hamm, Michael L	57	KM	30.48
10	Moreno, Al	56	GOLD	30.79

Heat 13 of 33 Finals

1	Sorgi, Craig	54	UC43	48.32
2	Hayes, Paul L	51	IMSC	40.00
3	Grady, Seth A	50	NEM	36.56
4	Akers, James P	52	MOST	35.41
5	Koehler, Kurt A	53	OKMS	35.31
6	Pegues, Lex	54	ELG	35.45
7	Ozun, Sabri	51	LVM	37.00
8	Born, Christopher J	51	TXLA	41.00
9	Dubrick, Jon S	46	ROSE	41.40
10	Smith, Andre	47	FCST	42.37

Heat 14 of 33 Finals

1	Severance, David A	52	WMAC	34.25
2	Martin, Michael P	54	1776	34.19
3	Whitson, Steven K	53	DAMM	34.10
4	Cole, Andrew J	51	GOLD	33.20
5	Sher, Jonathan D	50	PCAT	32.92
6	Whitney, Timothy C	50	DAMM	33.00
7	Cortez, Ralph A	52	IAMA	34.02
8	Lee, Howard	50	STAN	34.14
9	Brackett, Elliott	50	DAMM	34.20
10	Anderson, Brent R	53	MOST	34.51

Heat 15 of 33 Finals

1	Hubert, Craig	50	JAM	32.50
2	Meier, Eric	50	MELO	32.38
3	Wall, Chris L	53	CVMM	31.50
4	Ewing, Jack	54	USF	31.16
5	Trimble, Sandy	52	WAMS	30.75
6	Haynie, Carl	54	PSM	30.94
7	Richey, Steven C	54	MOST	31.45
8	Maryatt, Andrew T	54	RAMS	32.20
9	Billings, Raymond	50	AKMS	32.39
10	Ingamells, Eric R	52	MOST	32.65

2015 USMS Spring National Championships, Sanction #: 435-S001

National Aquatic Center & Northside Natatorium

Meet Program - Friday, April 24, 2015

Heat 16 (#11 Men 50 Yard Breaststroke)			Heat 21 of 33 Finals			Heat 26 of 33 Finals					
1	Ponthier, Chuck	52 LAPS	30.50	1	Garrett, Noah	38 ROSE	35.71	1	Silver, Isaac M	36 FACT	29.16
2	Loughrin, Paul D	51 GRSC	30.24	2	Reader, Paul	39 IM	32.31	2	Durieux, Chad A	35 ROSE	28.99
3	Jimenez, Carlos A	50 RICE	29.36	3	Apple, Jonathan	39 NAM	32.00	3	Counts, Glenn M	37 LVM	27.12
4	Mercer, Rich	51 YCFM	28.31	4	Goetz, Andrew B	37 MOST	32.10	4	Holden, Blake A	38 TERR	26.95
5	Guthrie, David M	54 RICE	26.45	5	Foster, Ryan F	39 WIND	33.28	5	Marrs, Jarrod	39 COOG	25.56
6	Tuchler, Jim	50 IM	27.90	6	Copeland, Chris S	43 UC43	34.89	6	Trinidad, Reuben D	35 CMS	26.81
7	Phillips, Daniel L	52 PSM	29.13	7	Libardoni, Mark	44 AAAA	33.34	7	Greenwood, Scott C	37 TOC	27.00
8	Wood, Steve	54 YCFM	30.00	8	Graham, David C	40 NEM	32.50	8	Stich, Darryl D	39 WMAC	28.56
9	Aubrey, Michael	54 SFTL	30.35	9	Castle, Matt	43 PSM	33.36	9	Howorth, Brett	39 UC27	29.05
10	Vargas, Daniel	54 ARIZ	30.57	10	Lilienthal, Jason	41 MOST	38.00	10	Conrad, Nathan E	38 WMAC	29.30
Heat 17 of 33 Finals			Heat 22 of 33 Finals			Heat 27 of 33 Finals					
1	Cambias, Rob J	47 SMS	33.40	1	Krasykov, Volodymyr M	41 NOST	31.50	1	Shaw, Chris	32 TERR	35.00
2	Calderon, Carlos	49 WMST	33.30	2	Grimm, Kurt	43 MOVY	31.41	2	Pichardo, Jeffry	32 AQAX	32.01
3	Kam, Gregory K	46 TFMS	33.25	3	Peterson, Eric G	44 LVM	30.89	3	Brown, Adam R	34 ELG	30.06
4	Adamavich, Doug P	46 MMAC	33.00	4	Collins, Matthew M	41 PSCM	30.39	4	Wilson, Jacob N	31 WMST	29.86
5	Belnap, Mark	45 UTAH	32.87	5	Jackson, Scott J	40 NOVA	30.09	5	Erickson, John	30 VSM	28.74
6	Lackey, Dean	49 WHAC	32.91	6	Juiris, Peter C	41 UC21	30.27	6	Ecklund, Tait C	33 ROSE	29.15
7	Mc Bride, Patrick F	45 USF	33.20	7	Weigand, TJ	42 WLAC	30.59	7	Keyes, Brett R	31 UC10	29.87
8	LoCascio, Jim	45 UC14	33.28	8	Broshears, Rion M	41 UC43	31.19	8	Page, Craig W	33 GAJA	31.95
9	McClung, Paton M	45 WIND	33.33	9	Williams, Collis	44 WHAC	31.44	9	Dominguez, Rogelio	30 MCH	32.79
10	Johansson, Kenneth R	46 WH2O	38.84	10	Wu, Bobby	41 WMAC	31.64	Heat 28 of 33 Finals			
Heat 18 of 33 Finals			Heat 23 of 33 Finals			Heat 29 of 33 Finals					
1	Doolittle, John W	45 SPM	32.43	1	Kozlowski, Mark S	40 IM	29.64	1	Arnold, James P	34 MINN	28.00
2	Winter, Doug	46 PSM	32.23	2	Williams, Ryan D	41 SFTL	29.43	2	Vestrum, Luke A	34 MINN	27.10
3	Koehler, Doug J	49 CVMM	31.99	3	Dietrich, Jim	44 NOVA	29.04	3	Deery, Kyle B	30 SYSM	26.63
4	Charpentier, Christophe	46 ROSE	31.70	4	Dill, Scott	42 WHAC	28.80	4	Tingle, Joseph W	31 UC15	25.75
5	Sinitz, John	48 WMAC	31.61	5	Roberts, David	43 CRUZ	28.50	5	Grevers, Matt	30 ARIZ	24.00
6	Jones, Philip W	46 AGM	31.67	6	Tessin, Christopher D	44 SRM	28.50	6	Vanderkaay, Christian	33 MICH	25.65
7	Brandt, Mark W	49 IM	31.86	7	Benz, Paul M	44 RICE	29.00	7	Vlashchenko, Sergey	30 MPNY	26.00
8	Paxton, Sean C	46 ROSE	32.12	8	Huggins, Dale R	42 TXLA	29.05	8	Wells, Geoff	32 BUMS	26.71
9	Parker, Greg	45 ROSE	32.41	9	Nance, Chad A	42 NAM	29.50	9	Holsman, Trent T	34 TOC	27.53
10	Barr, Alex	46 TXLA	32.50	10	Mc Kay, Matthew G	43 TOC	29.65	10	Lentz, Graham M	30 TOC	28.00
Heat 19 of 33 Finals			Heat 24 of 33 Finals			Heat 30 of 33 Finals					
1	Webster, Dale W	45 SDSM	31.40	1	Klepchick, Paul R	40 RAM	28.02	1	Taylor, Tim	28 ALEX	33.34
2	Lage, Terry L	47 SFTL	31.19	2	Butcher, Rob	42 SYSM	27.60	2	Butz, Jeremy R	26 AGUA	31.78
3	Brundage, Patrick W	48 ARIZ	30.82	3	Jacobson, Brian L	41 MINN	27.03	3	Cumnock-Francois, Ben M	28 AGM	30.59
4	Hamilton, Nathan	46 SNM	30.17	4	Bagri, Val	40 RYL	26.58	4	Birnbrich, Andrew	25 NAM	30.50
5	Connolly, James W	45 RICE	29.50	5	West, Steve	43 NOVA	25.82	5	Foster, Dana	25 TOC	30.00
6	Bass, Bill	46 WMST	29.50	6	Comings, Jeff P	41 ARIZ	26.09	6	DeNezzo, Nicholas A	26 UC44	30.38
7	Keenan, Tim	45 NEM	30.63	7	Eisenhuth, Matthew S	40 CMS	27.00	7	Marchant, Matt M	29 UC43	30.55
8	Boosin, Michael J	48 CVMM	30.97	8	Goodison, Michael R	43 TERR	27.43	8	Gonzalez, Felix J	29 NITR	31.03
9	Kroupa, Andy S	46 YCFM	31.26	9	Cleveland, Jon T	44 NTEX	27.80	9	Altman-Kurosaki, Jonas Y	26 AGUA	33.15
10	Herrold, David H	45 TULS	31.41	10	Erickson, Douglas B	43 RHMS	28.41	10	Johnson, Adam D	27 NITR	35.00
Heat 20 of 33 Finals			Heat 25 of 33 Finals			Heat 31 of 33 Finals					
1	Keyser, David	48 CSMT	29.10	1	Barry, Shaun P	38 1776	31.76	1	Kukharskyi, Sergii	26 NOST	29.50
2	Mackenroth, Jack	45 TNYA	28.67	2	Stevens, Ryan O	35 CAQM	31.34	2	Lehmann, Karl M	29 SMS	29.00
3	Kitzman, Scott A	45 SRM	28.18	3	Cotter, John R	39 PSM	30.55	3	Bower, Kenny G	27 TOC	28.90
4	Solano, Abraham E	45 SKY	27.67	4	Colligan, Michael	37 RICE	29.80	4	Ferri, Nick L	26 TOC	27.00
5	Thomas, Joe C	45 WIND	27.50	5	Armstrong, Jonathan W	39 WMST	29.39	5	Titus, Marcus	28 ARIZ	24.50
6	Heber, Scott	48 RAM	27.65	6	Williams, Rich	39 1693	29.56	6	Barta, Samuel	25 TW	26.07
7	Wharton, Dave L	45 NAM	27.96	7	Porter, C Nathan	38 MOST	30.50	7	Leopold, Jonathan C	25 TOC	27.03
8	Cox, Mark	47 RAM	28.26	8	Shaw, Chris G	37 RAM	31.00	8	Baxter, Kyle E	28 PCAT	28.97
9	Santos, Roque J	47 WCM	28.75	9	Balykov, Dmitry	39 UC06	31.42	9	Ganiyev, Doston	27 CMS	29.48
10	Grotke, Greg	46 CMS	29.42	10	Chozick, Russell	36 UC43	31.99	10	Subda, Travis J	26 PACK	29.66

2015 USMS Spring National Championships, Sanction #: 435-S001

National Aquatic Center & Northside Natatorium

Meet Program - Friday, April 24, 2015

Heat 31 (#11 Men 50 Yard Breaststroke)				Heat 3 of 26 Finals				Heat 9 of 26 Finals							
2	Garzareck, Kaleb M	22 TXST	33.78	3	Stapleton, Carol	65 IM	49.59	1	Hearron, Chrystie K	55 MOST	42.58	2	Clutter, Cynthia G	55 MMAC	42.55
3	Kwong, Ryan	18 DUCK	31.50	4	Coholan, Annette M	67 RHMS	48.68	3	Sprouse, Cecily	58 DAM	41.99	3	Sprouse, Cecily	58 DAM	41.99
4	Trevino, Sergio	19 TW	31.16	5	Swain, Deborah L	65 SRM	45.00	4	Goodwin, Kim E	57 NEM	41.55	4	Goodwin, Kim E	57 NEM	41.55
5	Carey, Justin J	19 AAAA	30.99	6	Christenson, Candy J	68 WMAC	46.98	5	Winck, Patty K	59 UC16	40.69	5	Winck, Patty K	59 UC16	40.69
6	Colson, Landon A	24 MOST	31.00	7	Casey, Kathrine J	66 PSM	49.46	6	Marshfield, Ann K	56 O*H*	40.94	6	Marshfield, Ann K	56 O*H*	40.94
7	Gong, Andrew	23 UC07	31.37	8	Hornof, Kristine T	67 DAM	49.97	7	Gilmore, Cindy	59 UTAH	41.56	7	Gilmore, Cindy	59 UTAH	41.56
8	Reid, Kyle D	24 BOZE	31.52	Heat 4 of 26 Finals				8	Grabner, Mary Kay M	59 IM	42.50	8	Grabner, Mary Kay M	59 IM	42.50
9	Dodd, Tyler	19 NSA	40.79	1	Walsh Beilman, Stephanie	65 1776	43.64	9	Moak, Mary N	58 UC45	42.56	9	Moak, Mary N	58 UC45	42.56
Heat 32 of 33 Finals				2	Mitsuda-Bagnall, Carol M	66 WMST	43.11	10	Hood, Patricia B	59 1776	42.99	Heat 10 of 26 Finals			
1	Bellino, Anthony	18 TXLA	30.50	3	McDaniel, Georgia	68 IM	42.73	1	Cooley, Catherine L	57 PSM	40.00	1	Cooley, Catherine L	57 PSM	40.00
2	McCallum, Ian S	20 PSM	30.00	4	Carruthers, Kate M	66 PSM	42.09	2	Siegel, Christine L	58 SDSM	38.37	2	Siegel, Christine L	58 SDSM	38.37
3	Goeken, Philip	18 TW	29.60	5	Gettling, Janet	66 OREG	40.78	3	Brightwell, Kim M	55 RMST	37.46	3	Brightwell, Kim M	55 RMST	37.46
4	Mccloskey, Patrick R	24 MOST	29.22	6	Brown, Dana B	67 PALM	41.79	4	Gettelfinger, Cheryl M	57 INDY	37.01	4	Gettelfinger, Cheryl M	57 INDY	37.01
5	Rowan, Samuel N	23 TOC	28.76	7	Alexander, Martha A	65 WCM	42.36	5	Wenzel, Chris	55 SFTL	35.40	5	Wenzel, Chris	55 SFTL	35.40
6	Villanueva, Isai A	20 TW	29.11	8	LeClercq, Toni M	67 PSM	42.88	6	Chapman, Linda	59 PSM	36.94	6	Chapman, Linda	59 PSM	36.94
7	Brettmann, William A	18 AAAA	29.50	9	Webb, Linda	69 SFTL	43.18	7	Berg, Tonya K	56 PSM	37.36	7	Berg, Tonya K	56 PSM	37.36
8	Cormican, Zachary	24 DKTA	29.62	10	Dickinson, Victoria F	69 KM	44.90	8	De Herder, Elizabeth F	56 PALM	37.56	8	De Herder, Elizabeth F	56 PALM	37.56
9	Anderson, Thomas	20 TXST	30.03	Heat 5 of 26 Finals				9	Van Cleave, Julie M	56 WMAC	39.69	9	Van Cleave, Julie M	56 WMAC	39.69
10	Boles, Andrew	23 MOST	30.67	2	Weir, Vickey L	63 MVM	52.73	10	Dillan, Gloria	55 PSM	40.03	10	Dillan, Gloria	55 PSM	40.03
Heat 33 of 33 Finals				3	Schneider, Mary P	62 WMAC	50.66	Heat 11 of 26 Finals							
1	Garcia, Mikey	22 LIEM	28.60	4	Schneringer, Judith A	64 TTEX	48.47	2	Harris, Lisa L	54 AAAA	52.14	2	Harris, Lisa L	54 AAAA	52.14
2	Grinalds, Andrew B	23 TOC	27.00	5	Cambra-Brungard, Jeanne	63 LOM	45.55	3	Goldbas, Isabela C	54 SFTL	48.89	3	Goldbas, Isabela C	54 SFTL	48.89
3	Ferguson, Kevin	24 TOC	26.92	6	Burke, Randee	62 MOST	47.77	4	Robison, Holly F	52 HCMG	46.12	4	Robison, Holly F	52 HCMG	46.12
4	Koon, Nolan	24 TOC	26.50	7	Webber, Virginia N	60 TTEX	50.00	5	Howell, Sharon S	52 RAM	45.08	5	Howell, Sharon S	52 RAM	45.08
5	Babcock, Colin B	22 TOC	25.98	8	Stewart, Vicki D	60 TAOS	52.00	6	Mauer, Julie D	52 KM	45.63	6	Mauer, Julie D	52 KM	45.63
6	Saeta, Andrew	24 TOC	26.25	9	Wood, Nancy O	63 MOST	1:04.12	7	Wang, Karen	52 ARIZ	48.84	7	Wang, Karen	52 ARIZ	48.84
7	Polhill, Drew	24 WM	26.77	Heat 6 of 26 Finals				8	Matysek, Anna Lea	54 SYSM	51.56	8	Matysek, Anna Lea	54 SYSM	51.56
8	Whinnery, Typ	23 UC27	26.98	1	Holloway, Colleen J	61 MOST	45.10	Heat 12 of 26 Finals							
9	Pehrson, Josh S	18 PSM	28.60	2	Bisogno, Laurie R	62 MOVY	45.00	1	Nolte, Susan D	54 CMS	43.98	1	Nolte, Susan D	54 CMS	43.98
10	Materniak, Eric R	23 DRMS	28.73	3	Smith, Robin M	60 NOVA	44.25	2	Welker, Susan B	53 IM	41.24	2	Welker, Susan B	53 IM	41.24
#12 Women 50 Yard Breaststroke				4	Meteyer, Beverly B	61 LVM	43.64	3	Ivey, Pamela A	53 LVM	40.72	3	Ivey, Pamela A	53 LVM	40.72
Lane	Name	Age Club	Seed Time	5	Treut, Tina	62 MOST	42.50	4	Russello, Stacey D	51 SNOW	40.50	4	Russello, Stacey D	51 SNOW	40.50
Heat 1 of 26 Finals				6	Alston-Janicke, Debbie L	61 MOST	43.50	5	Leusing Canales, Katherine A	53 AAAA	39.87	5	Leusing Canales, Katherine A	53 AAAA	39.87
1	Bayly, Helen H	78 ARIZ	1:38.53	7	Seaton, Jessica W	62 WH2O	44.00	6	Chappell, Melinda E	54 GSMS	40.45	6	Chappell, Melinda E	54 GSMS	40.45
2	Arnold, Patricia F	76 SMS	1:01.00	8	Childers, Judy A	61 GSMS	45.00	7	McClure, Pam	51 GAJA	40.72	7	McClure, Pam	51 GAJA	40.72
3	Burke, Dorothy A	75 ARKM	51.00	9	Sarovich, Sheila W	61 IM	45.00	8	Burgeson, Holly S	51 LAKE	41.08	8	Burgeson, Holly S	51 LAKE	41.08
4	Jaffe, Kristin N	77 TAM	46.77	10	Lyman, Carolyn B	64 JCC	45.15	9	Kokinakis, Juliane	51 SWYM	43.40	9	Kokinakis, Juliane	51 SWYM	43.40
5	Leilich, Joann	76 WMST	42.00	Heat 7 of 26 Finals				10	Lavelle, Kyrstin	50 CAQM	44.20	10	Lavelle, Kyrstin	50 CAQM	44.20
6	Jebe, Margit H	76 T2NM	47.30	1	Smith, Paula J	60 AKMS	42.01	Heat 13 of 26 Finals							
7	Sachs, Janet G	78 CMS	58.17	2	Haynie, Dee A	60 TOC	40.00	1	Eakle, Julie O	54 MOST	39.29	1	Eakle, Julie O	54 MOST	39.29
8	Haworth, Joyce M	77 WCM	1:01.58	3	McKelvey, Christina J	61 PCAT	39.00	2	Roose, Lynn R	51 IM	39.14	2	Roose, Lynn R	51 IM	39.14
9	Goggin, Georgia	85 MOST	1:16.08	4	Wolff, Melinda S	62 1776	38.14	3	Cort, Hayley E	53 AGUA	38.58	3	Cort, Hayley E	53 AGUA	38.58
10	Waldbaum, Joan B	84 1776	1:08.00	5	Knapp, Lo D	60 UTAH	36.50	4	Stewart, Stephanie R	51 DAMM	37.72	4	Stewart, Stephanie R	51 DAMM	37.72
Heat 2 of 26 Finals				6	Maccurdy, Krissy	62 PCAT	38.06	5	Phillips, Krissy	52 PBM	37.23	5	Phillips, Krissy	52 PBM	37.23
2	Conkey, Nancy	70 SNM	51.30	7	Rosener, Karen K	61 CMS	38.99	6	Campbell, Ellen A	52 CMS	37.42	6	Campbell, Ellen A	52 CMS	37.42
3	Kight, Betty G	73 MOST	48.59	8	Finch, Merry B	60 YCMS	39.45	7	Henderson, Kristin W	54 FAST	37.87	7	Henderson, Kristin W	54 FAST	37.87
4	Hackett, Jeanne T	71 FACT	45.20	9	Steil, Tamara R	60 MICH	40.66	8	Lawrence, Therese	51 TFMS	38.99	8	Lawrence, Therese	51 TFMS	38.99
5	Barnea, Daniela	71 STAN	44.20	10	Lindsey, Connie	63 MOST	42.37	9	George, Constance	54 TTEX	39.28	9	George, Constance	54 TTEX	39.28
6	Bancroft, Ann	70 TAOS	44.94	Heat 8 of 26 Finals				10	Garnier, Kathy L	54 CMS	39.59	10	Garnier, Kathy L	54 CMS	39.59
7	Smith, Diane G	70 CVMM	47.04	3	Seril, Suzzette A	56 SPM	1:05.01								
8	Grotke, Bette B	70 GAJA	51.00	4	Domb, Bina	58 PCAT	49.94								
9	Dillon Stewart, Jane E	72 WMAC	54.67	5	Dalton, Beth A	59 HOPK	44.00								
				6	Baldwin, Patricia A	59 SKY	48.38								
				7	DeGennaro, Marie E	55 MOST	1:03.00								

2015 USMS Spring National Championships, Sanction #: 435-S001

National Aquatic Center & Northside Natatorium

Meet Program - Friday, April 24, 2015

Heat 14 (#12 Women 50 Yard Breaststroke)

1	Heur, Brigitte	54 RAM	36.55
2	Kuwahara, Lisa K	52 UTAH	36.04
3	Considine-Miller, Ellen A	51 WMST	36.00
4	Voss, Julie E	51 PSM	35.30
5	Crouch, Kim	53 PSM	33.69
6	Livingston, Leslie C	53 RAM	34.00
7	Dahl, Lisa A	53 PSM	35.50
8	Groselle, Laura L	54 SYSM	36.00
9	Miller, Patricia M	54 VMST	36.22
10	Dodd, Dina	51 NSA	37.21

Heat 15 of 26 Finals

1	Porter, Yolanda	49 UC43	1:08.07
2	Dickey, Christa P	48 NCMS	45.00
3	Maly, Cleary	45 QMST	43.37
4	Karkoviata, Leonie	45 SWYM	42.31
5	Nates, Kristin	48 WMST	39.72
6	Meredith, Sara L	46 NCMS	40.00
7	Anthony, Amber D	48 MOST	42.66
8	White, Pamela E	46 RAM	44.30
9	Rivera, Joan Marie C	45 LAKE	48.10

Heat 16 of 26 Finals

1	Ladd, Laura M	47 META	39.55
2	Zien, Livia L	49 SPM	39.03
3	Turner, Kristen M	45 WHAC	37.89
4	Bailie, Bridget A	45 STFF	37.12
5	Bulman, Robin A	49 SRM	36.44
6	Keith, Lisa	45 PSM	36.58
7	Wilson, Jamie W	48 PALM	37.15
8	Bathey, Liane	47 WIND	38.85
9	Seibert, Tracie	45 SNM	39.49
10	Barry, Robin B	48 LVM	39.56

Heat 17 of 26 Finals

1	Gass, Melissa	47 NCMS	35.62
2	Hall, Julie A	46 WMAC	35.40
3	Eldridge, Beth	45 MOVY	34.99
4	Rapuano, Lisa O	49 EST	34.86
5	Goodale, Rainy M	45 NEM	32.56
6	Weiderman, Jennifer	48 CVMM	33.50
7	Cleven, Detra R	46 KAC	34.94
8	Simmons, Cheryl A	47 ROSE	35.05
9	Jurey, Mary K	48 TXLA	35.42
10	Jacobson, Kendal R	49 TXLA	35.96

Heat 18 of 26 Finals

2	Thompson, Cooke	34 KATS	39.02
3	Snook, Meredith L	33 TPIT	37.00
4	Payne, Kristin	34 IMSC	37.20
5	Nash, Kerri	33 LVM	41.50
6	Monteagudo, Susan E	44 FCST	1:00.00
7	Belsky, Marjorie E	44 LVM	42.00
8	Azuma, Lynn M	41 AGM	46.44
9	Estrada, Irene L	40 MOST	1:00.00

Heat 19 of 26 Finals

1	De La Cruz, Beth	44 IM	39.79
2	Carter, Eddie C	44 NCMS	38.70
3	Haberstich, Carrie	43 IM	37.72
4	Khalil, Heidi G	44 ROSE	37.50
5	Kramer, Stephanie	40 NOVA	37.05
6	Heil, Michelle E	44 PCAT	37.30
7	Hughes, Megan	41 ISMT	37.52
8	Gitzinger, Jennifer L	40 LIB	37.90
9	Hughes, Carrie M	40 GAJA	38.73
10	Suhr, Kerry	43 SWYM	42.00

Heat 20 of 26 Finals

1	Coskey, Julie	41 MOB	36.33
2	Bellin, Melissa	42 MOST	36.03
3	Townes, Maureen M	40 NCMS	34.94
4	Schaetz, Trina R	42 WMAC	31.99
5	Lindauer, Kerry	40 NCMS	31.06
6	Condor-Fisher, Sarah P	43 MACS	31.51
7	Lane, Tanya	43 AAAA	33.00
8	Visser, Linda	44 SPM	34.95
9	Natkin, Heidi	41 AWJ	36.20
10	Framke, Erin C	41 CMS	36.78

Heat 21 of 26 Finals

1	Ruppel, Laura M	39 CMS	37.95
2	Yocum, Kari	37 PALM	35.64
3	Perez, Sarah M	39 WMAC	33.50
4	Dowgiert, Angela	35 NEM	32.14
5	Glenn, Katie	38 STAN	28.55
6	Richards, Ericka L	37 SRM	31.84
7	Downing, Jennifer	36 NEM	32.65
8	Seidler, Mindy E	35 WMAC	35.09
9	Lemmon, Tamara C	37 UTAH	36.15
10	Quattropani, LeeAnne	36 MTMS	38.50

Heat 22 of 26 Finals

1	Grover, Mollie K	34 TERR	34.70
2	Gill, Meg B	30 TOC	33.50
3	Wilkins, Jillian A	34 YCFM	33.01
4	Lloyd, Allison	34 IM	31.45
5	Holt, Laura	34 TXLA	29.29
6	Carlson, Megan M	31 INDY	30.34
7	Melsen, Krisie M	34 HOPK	31.63
8	Ferries, Jenny	33 PSM	33.38
9	Peterson, Stacy E	33 L4S	34.30
10	Tweedy, Rebecca	32 MINN	35.33

Heat 23 of 26 Finals

1	Paquette, Carly G	28 ROSE	37.73
2	Ho, Judy	29 ROSE	37.27
3	Bruns, Anneliesse C	29 DKTA	35.01
4	Keen, Lindsay	28 UC15	34.50
5	Fuchs, Lauren	28 L4S	33.94
6	Roth, Tenae	25 USF	34.20
7	Moore, Maki	29 LVM	34.50
8	Clark, Hannah	27 WM	37.10
9	Colella, Mariel	29 FINS	37.32

Heat 24 of 26 Finals

1	Capizzi, Stefanie	28 ROSE	33.26
2	Nascimento, Tamiris S	27 TXLA	32.87
3	Vlashchenko, Maria A	29 UC13	31.60
4	Houston, Katy	27 TOC	31.14
5	Grevers, Annie	27 ARIZ	29.13
6	Ballenger, Marie A	28 TOC	30.31
7	McGraw, Kathleen E	28 TOC	31.49
8	White-Olson, Steff L	29 HOPK	32.78
9	Terrell, Stephanie L	26 SFTL	33.03
10	Gupta, Shruti	28 HOBO	33.78

Heat 25 of 26 Finals

1	Heins, Meredith M	21 RGSC	38.00
2	Radtke, Amanda L	19 DUCK	37.24
3	Perkins, Tajia	19 TMAT	36.44
4	Whitney, Jenna D	21 PSM	35.89
5	Goodman, Siobhan	18 AAAA	35.74
6	Choat, Lindy	23 TXST	35.83
7	Griffin, Madeleine L	19 DUCK	36.00
8	McKiernan, Alex M	21 PSM	37.00
9	Gonzalez, Giovanna L	23 ROSE	37.40
10	Akins, Erin	20 TXST	41.09

Heat 26 of 26 Finals

1	Maisel, Sabrina	24 MVM	34.96
2	Miller, Lindsay	22 DUCK	33.94
3	Paasch, Carissa A	23 WMAC	33.61
4	Kolodgie, Kaia M	20 ROSE	33.06
5	Adams, Laura D	23 ROSE	31.62
6	Wagner, Catherine	22 RGSC	32.00
7	Olson, Christine A	24 TOC	33.50
8	Sharpe, Anna	23 KM	33.79
9	Hilburn, Cassie	21 TXST	34.57
10	Collins, Emily	19 DUCK	35.00

#13 Men 100 Yard Backstroke

Lane	Name	Age	Club	Seed Time
------	------	-----	------	-----------

Heat 1 of 25 Finals

4	Wood, Craig A	74	ETEX	1:45.00
5	Rudloff, G Edward	91	TOC	2:00.00
6	Ouchakof, Vladimir I	91	CONN	4:40.00

Heat 2 of 25 Finals

1	Peter, Harold E	80	ARIZ	1:56.55
2	Tewksbury, Glenn A	81	ARIZ	1:51.93
3	Conkey, Jim	83	SNM	1:49.55
4	Raiborn, Louis M	83	MOST	1:36.53
5	Yates, Roger	80	RIDG	1:50.00
6	Drobner, Sherwin	81	SFTL	1:51.99
7	Gray, Joe E	85	MOST	1:58.37
8	Meardon, Arnold	85	NEM	2:05.00

Heat 3 of 25 Finals

1	Nelson, Ed E	75	LAPS	2:05.20
2	Glanz, Hershel P	76	WMST	1:35.43
3	Bledsoe, Dennis R	76	WCM	1:25.60
4	Ackerman, Owen	77	IM	1:25.00
5	Verth, Tom	76	SYSM	1:16.80
6	Oakes, David W	75	SYSM	1:25.15
7	Thayer, George D	79	OREG	1:35.10
8	Learmonth, William R	75	O*H*	1:39.95
9	Smith, Dave	70	ELG	1:33.20
10	Pipkin, Ken	70	PCAT	1:38.77

2015 USMS Spring National Championships, Sanction #: 435-S001

National Aquatic Center & Northside Natatorium

Meet Program - Friday, April 24, 2015

Heat 4 (#13 Men 100 Yard Backstroke)

1 Reid, Walt E	74 PSM	1:29.00
2 Whitley, John K	72 WIND	1:21.84
3 Bell, John L	72 SDSM	1:21.67
4 Ferraz, Jose E	70 GOLD	1:20.00
5 Burns, Richard	71 TAM	1:05.00
6 Welty, Bob	70 DAMM	1:14.50
7 Murff, Don	73 TXLA	1:20.00
8 Klumb, George R	70 IM	1:21.70
9 Carey, George L	72 UC33	1:23.60
10 Avery, John H	72 MM	1:32.52

Heat 5 of 25 Finals

1 Farmer, Michael W	67 ROSE	1:23.53
2 Lawrie, Jim	68 SNM	1:20.00
3 Warner, Frank	66 PSM	1:17.50
4 Brzezinski, Jay	68 PALM	1:08.00
5 Kirkland, Dan L	66 UC36	1:07.01
6 Heck, Steven V	65 MOST	1:07.07
7 Wright, Larry E	66 PSM	1:13.50
8 Willis, Gregory B	66 LAPS	1:18.54
9 Shaffer, Craig A	68 ARIZ	1:21.16
10 Covington, Gary N	68 COM	1:45.00

Heat 6 of 25 Finals

1 Wagoner, Victor	58 LAPS	1:19.00
2 Woolley, Ken	56 DAMM	1:10.00
3 Sikora, Rod	55 DAMM	1:10.00
4 Cole, Brad G	56 TNYA	1:08.00
5 Fremont, Robert	56 WIND	1:07.80
6 Nixon, John L	59 SPM	1:07.90
7 Hoffman, Keith T	56 TXLA	1:09.02
8 Agathon, John C	55 WMST	1:10.00
9 Cagle, Theodore C	58 NTEX	1:12.52
10 Brown, Paul P	64 ELG	1:58.29

Heat 7 of 25 Finals

1 Umholtz, Ken	63 OJAI	1:22.46
2 Wein, Arthur M	64 GSM	1:19.50
3 Downey, Andy	64 WOW	1:16.92
4 Tveitmoe, Robert N	62 CMS	1:14.83
5 Courtney, Jack W	61 AGM	1:12.00
6 Burns, Bill H	61 TXLA	1:13.50
7 Erickson, Todd L	60 MOST	1:15.40
8 Stretch, James J	63 PSM	1:18.36
9 Gleason, Steve L	63 PCAT	1:21.00
10 Miller, Jim W	64 VMST	1:24.24

Heat 8 of 25 Finals

1 Vogel, Matthew M	60 IM	1:09.11
2 Fochios, Dean T	61 WMAC	1:07.99
3 Van Boer, Eric D	60 RHMS	1:05.00
4 Williams, Bruce F	61 RICE	1:03.01
5 Graham, Donald	60 PSM	1:01.12
6 Perout, Jeffrey J	62 SYSM	1:02.00
7 Lemaistre, Charles F	61 TXLA	1:04.68
8 Hildebrandt, David C	60 GAJA	1:06.20
9 Wilson, Robert H	63 CAQM	1:08.20
10 Childers, David W	60 RICE	1:10.61

Heat 9 of 25 Finals

1 Dugan, Thomas W	56 WIND	1:07.50
2 McFarland, James A	55 NCMS	1:06.87
3 Davis, Thomas W	57 ROSE	1:05.59
4 Marble, Kevin J	58 VCM	1:05.00
5 Jourdonnais, Craig S	55 MM	1:04.80
6 Seibt, Andreas K	57 IM	1:05.00
7 Hamm, Michael L	57 KM	1:05.40
8 Hendrick, Marty	57 SFTL	1:06.35
9 Miller, Brent D	55 MOVY	1:07.50
10 Vandam, David K	59 TXLA	1:07.77

Heat 10 of 25 Finals

1 Nelson, Kurt D	55 CMS	1:04.33
2 Heath, Robert H	58 MAM	1:01.71
3 Stephenson, Dan	58 ROSE	1:00.10
4 Weir, D Scott	57 CMS	59.50
5 Barton, Tom	58 PCAT	56.55
6 Klein, Jonathan E	57 NCMS	58.46
7 Shake, Scott D	57 ARIZ	59.59
8 Tallman, Karl G	56 CRUZ	1:00.52
9 Cutting, Steve	57 TVM	1:03.39
10 Sherman, Bill	56 MOVY	1:04.50

Heat 11 of 25 Finals

3 Campbell, Chris	54 MVM	1:14.45
4 Meier, Eric	50 MELO	1:07.30
5 DuBay, John	50 UC18	1:07.00
6 Pegues, Lex	54 ELG	1:07.22
7 Woods, Thomas B	53 SDM	1:10.50
8 Billings, Raymond	50 AKMS	1:16.50

Heat 12 of 25 Finals

1 Mc Ginley, Patrick B	51 ROSE	1:06.49
2 Perkins, Robert M	52 SWYM	1:05.01
3 Guthrie, David M	54 RICE	1:04.80
4 Werlinich, Greg S	50 BDGR	1:03.76
5 Boileau, Mike	53 CMS	1:03.39
6 Switzer, Kevin G	54 SMS	1:03.50
7 Valley, Eric	53 MOVY	1:04.36
8 Melanson, Edward	52 CMS	1:05.00
9 Grisa, Thomas M	53 WMAC	1:05.81
10 Fischer, James S	51 WMAC	1:06.68

Heat 13 of 25 Finals

1 Wise, Mike	50 CMS	1:02.20
2 Power, Scott	52 UC14	1:01.01
3 Wheelchel, David	53 LIB	1:00.44
4 Morris, Richard L	51 NAM	59.08
5 Rasmussen, Anders M	51 TXLA	55.66
6 Segal, William N	50 JAM	58.28
7 Fischer, Niel E	50 CHIC	59.19
8 Haynie, Carl	54 PSM	1:00.59
9 Golden, Larry	54 ARKM	1:01.40
10 Birnbrich, Chris L	51 NAM	1:03.00

Heat 14 of 25 Finals

1 Johansson, Kenneth R	46 WH2O	1:36.27
2 Borton, Dan	47 ROSE	1:09.01
3 Axas, Peter A	46 LVM	1:07.23
4 Smith, Bryan E	47 PSM	1:06.72
5 Bellino, Todd	47 TXLA	1:05.90
6 Lewis, Mike J	49 WIND	1:06.65
7 Woudwijk, Rik	49 LAPS	1:07.22
8 Daugherty, Gordon	49 UC43	1:08.24
9 Ellett, Doug	47 UC43	1:09.61
10 Warren, Courtney D	35 ARIZ	1:16.34

Heat 15 of 25 Finals

1 Savage, Steve	48 PALM	1:04.97
2 Callan, Sean P	45 TULS	1:02.50
3 Blood, Jonathan K	49 NEM	1:02.32
4 Sullivan, Scot A	48 OREG	1:01.30
5 Faria, Jose J	49 GSM	1:01.12
6 Kasser, Dan	45 SKY	1:01.15
7 Gooding, Jim	47 PSM	1:01.64
8 Berg, Robert J	48 MICH	1:02.46
9 Parker, Greg	45 ROSE	1:03.41
10 Howard, Patrick D	46 ARIZ	1:05.25

Heat 16 of 25 Finals

1 Boosin, Michael J	48 CVMM	59.69
2 Sundahl, Philip J	49 WMST	58.75
3 Lee, Lawrence B	46 NCMS	58.63
4 Mehok, George K	47 SYSM	58.10
5 Jimenez, Ignacio	49 CMS	56.00
6 Carroll, Stewart A	45 RAM	56.50
7 Dickson, Kurt F	47 ARIZ	58.18
8 Brundage, Patrick W	48 ARIZ	58.74
9 Keyser, David	48 CSMT	59.60
10 Clarke, Dick	46 IM	59.80

Heat 17 of 25 Finals

1 Smitheal, Jeremy L	42 WHAC	1:05.62
2 Lysenko, Andrii V	42 NOST	1:05.00
3 Cleveland, Jon T	44 NTEX	1:03.00
4 Mora, Benjamin S	40 TW	1:02.61
5 Gillilan, William J	43 CAQM	1:02.95
6 Muir, Scott	41 DAM	1:03.90
7 Stokes, William T	41 RICE	1:05.30
8 Smink, Jonathan S	35 GERM	1:05.01
9 Williams, Rich	39 1693	1:05.00
10 Boeke, Lonny	37 WLAC	1:05.01

Heat 18 of 25 Finals

1 Lehr, Gunner F	42 NAM	1:01.25
2 Van Dyne, Steve	44 LTMN	1:00.32
3 O'Mara, Timothy J	43 SNM	59.00
4 Sumner, David M	44 MVN	58.00
5 Mullins, Dennis J	41 MTSC	57.80
6 Lane, Will H	44 AAAA	57.90
7 Nance, Chad A	42 NAM	58.30
8 Secor, Don	40 IM	59.36
9 Karren, Kelly S	41 CVMM	1:00.89
10 Jackson, Scott J	40 NOVA	1:01.58

2015 USMS Spring National Championships, Sanction #: 435-S001

National Aquatic Center & Northside Natatorium

Meet Program - Friday, April 24, 2015

Heat 19 (#13 Men 100 Yard Backstroke)			Heat 24 of 25 Finals			Heat 4 of 23 Finals					
1	Erdem, Burak	41 NCMS	56.78	1	Lucy, Levi	18 DKTA	1:06.60	1	Puhl, Patty J	65 CAQM	1:39.76
2	Pecht, Ben T	40 VCM	56.19	2	Kwong, Ryan	18 DUCK	1:02.70	2	Burfeind, Betty	68 IM	1:35.23
3	Wanie, Lee G	41 TOC	55.50	3	Smythe, Conor H	20 DUCK	1:00.56	3	Ventura, Rosa V	67 SFTL	1:34.14
4	Davis, Josh	42 MOST	53.50	4	Duarte, Christian J	19 TXST	59.92	4	Clarkson, Tracy L	65 1776	1:28.00
5	Comings, Jeff P	41 ARIZ	52.73	5	Morris, Wilfred R	23 MOST	59.23	5	McCloskey, Cecilia D	65 1776	1:10.54
6	O'Sullivan, Chris	40 CMS	52.82	6	Lybarger, Andrew R	24 FAST	59.56	6	Preissler, Stella	66 PSM	1:19.57
7	Mc Kay, Matthew G	43 TOC	54.80	7	Huseby, Nick	20 DKTA	1:00.10	7	Casey, Kathrine J	66 PSM	1:31.12
8	Martyak, Stephen	40 TXLA	56.14	8	Kelly, Nicholas	18 PSM	1:02.59	8	Rousseau, Sandi	67 OREG	1:35.00
9	Dreizler, Todd M	44 PSCM	56.25	9	Propersi, Jeffrey D	19 PSM	1:05.50	9	Young, Lydia L	66 CMS	1:35.37
10	Blake, Thomas M	42 UC25	56.88	Heat 25 of 25 Finals			10	DeVennish, Elaine H	66 NAM	1:47.70	
Heat 20 of 25 Finals			1	Bean, Morgan A	19 AGM	58.60	Heat 5 of 23 Finals				
1	Godor, Frank	36 SWM	1:01.54	2	Slay, Garrett L	21 AQTJ	56.78	1	Wood, Nancy O	63 MOST	2:11.64
2	Chilton, James A	39 PALM	1:00.35	3	Trowbridge, Nicholas R	23 TOC	54.00	2	Childers, Judy A	61 GSMS	1:33.00
3	Briseno, Osiris	39 NAM	59.06	4	Perez, Ricky	18 WMAC	51.00	3	Willard, Mimi	61 NUTS	1:31.00
4	Fletcher, Van	39 NCMS	57.50	5	Birnbrich, Zachary T	23 NAM	50.79	4	Haynie, Dee A	60 TOC	1:30.00
5	Gray, Trevor O	39 CWST	52.50	6	Saeta, Andrew	24 TOC	50.93	5	Surdoval, Nancy	61 ARIZ	1:28.70
6	Addadi, Mehdi	37 CMS	53.73	7	Charriez, Greg	23 RICE	54.00	6	Wright, Jill M	64 SAWS	1:29.74
7	Bardak, Peter D	38 IM	59.00	8	Koon, Nolan	24 TOC	54.50	7	Sarovich, Sheila W	61 IM	1:30.00
8	Andrews, Nathan R	39 NIAG	59.31	9	Jones, Jonathan D	18 MOST	57.76	8	Garcia, Sue M	62 NITR	1:31.51
9	Percival, Scott A	35 MOST	1:00.49	10	Jezeck, Jacob J	21 LVM	59.00	9	Holloway, Colleen J	61 MOST	1:34.00
10	Jones, Ryan K	38 CMS	1:03.74	#14 Women 100 Yard Backstroke			Heat 6 of 23 Finals				
Heat 21 of 25 Finals			Lane	Name	Age	Club	Seed Time	1	Wildman, Carol J	60 TAOS	1:27.06
1	DeVennish, Arthur H	32 NAM	1:18.77	Heat 1 of 23 Finals			2	Dougherty, Mindy M	62 MVN	1:26.00	
2	Page, Craig W	33 GAJA	1:03.11	4	Goggin, Georgia	85 MOST	2:44.06	3	Bisogno, Laurie R	62 MOVY	1:25.00
3	Maurer, Adrian B	31 CHIC	1:00.59	5	Campbell, Joan K	85 FACT	2:15.40	4	Ray, Dianna	60 DASC	1:23.03
4	Oo, Aung Sann	33 ARIZ	59.83	6	Wheatley, Diane	81 MOST	2:07.61	5	Val, Laura B	63 TAM	1:10.00
5	Ellam, Bryant F	32 MICH	1:01.45	7	Kornfeld, Maurine E	93 MVN	2:35.18	6	Jaunzeme, Andra	62 SDSM	1:16.29
6	Mendoza, Jon	32 ROSE	1:04.50	Heat 2 of 23 Finals			7	Lyman, Carolyn B	64 JCC	1:24.15	
7	Misch, Daniel	29 IM	1:03.17	1	Bayly, Helen H	78 ARIZ	2:24.98	8	Alston-Janicke, Debbie L	61 MOST	1:25.50
8	Taylor, Tim	28 ALEX	1:02.30	2	Henderson, Martha J	78 FACT	1:57.06	9	Treut, Tina	62 MOST	1:26.50
9	Gonzalez, Felix J	29 NITR	1:02.82	3	Jebe, Margit H	76 T2NM	1:38.00	10	Smith, Robin M	60 NOVA	1:28.32
Heat 22 of 25 Finals			4	Sachs, Janet G	78 CMS	1:52.25	Heat 7 of 23 Finals				
1	Grisham, Kyle J	31 SAWS	58.29	5	Haworth, Joyce M	77 WCM	2:10.34	3	Duggan, Terese E	58 LVM	2:00.00
2	Erickson, John	30 VSM	57.37	6	Seidler, Jeanne E	68 WMAC	2:40.30	4	Delanois, Barbara	59 IM	1:33.61
3	Shiosaki, Daniel T	30 TOC	55.00	7	Layman, Janie A	65 PSM	1:55.00	5	Corliss, Linda L	55 NMMS	1:24.85
4	Ervin, Anthony L	33 TOC	54.00	8	Dusenbury, Lynn M	66 MOST	2:03.77	6	Johnson, Jill	59 SLAM	1:31.60
5	Grevers, Matt	30 ARIZ	46.00	9	Hill, Marcia M	70 WCM	1:56.03	7	Selby, Margie H	56 OLD	1:40.00
6	Andrew, Tom B	30 TXLA	53.55	10	Anziano, Marcia	70 CMS	1:58.00	Heat 8 of 23 Finals			
7	Tepper, Sean M	32 WMAC	54.74	Heat 3 of 23 Finals			1	Moore, Dede G	55 LAPS	1:21.25	
8	Kendig, Jamie M	34 SYSM	55.87	1	Marsch, Gail N	74 MOST	1:54.10	2	Gilmore, Cindy	59 UTAH	1:20.21
9	Roper, Matthew D	34 DAM	57.99	2	Zentgraf, Karen W	73 CMS	1:47.40	3	Jaeger, Dawn	58 PSM	1:18.26
10	Holsman, Trent T	34 TOC	59.62	3	Conkey, Nancy	70 SNM	1:44.10	4	Kahn, Mary J	55 DAM	1:16.66
Heat 23 of 25 Finals			4	Smith, Diane G	70 CVMM	1:41.90	5	O'Brien, Charlene A	58 WCM	1:15.34	
1	Miller, Joshua S	29 NAM	1:01.63	5	Pohlmann, Mary M	70 SLAM	1:26.90	6	Siegel, Christine L	58 SDSM	1:15.94
2	Farreny, Kristopher	29 JAM	58.10	6	Fritz, Jill D	74 ARIZ	1:41.77	7	Larson, Linda L	59 SFTL	1:18.08
3	Foster, Dana	25 TOC	58.00	7	Westergaard, Leslie M	72 DAM	1:41.99	8	Moritz, Sharon E	55 UC21	1:19.82
4	Leopold, Jonathan C	25 TOC	55.54	8	Henry, Lorna G	74 KM	1:45.00	9	McNamara, Kathleen A	55 USF	1:20.49
5	Mandel, Alon	26 CMS	52.00	9	Getzender, Janet J	74 PSM	1:52.35	10	Torvik Ragan, Randeem S	59 TTEX	1:21.99
6	Newell, Rob H	25 TOC	54.44	10	Tyler, Sarah L	70 SNM	1:55.00				
7	Bower, Kenny G	27 TOC	56.00								
8	Trompeter, Scott M	27 MOST	58.00								
9	Alban, Doug M	28 EST	58.88								
10	Sandberg, Sky C	25 UC25	1:02.00								

2015 USMS Spring National Championships, Sanction #: 435-S001

National Aquatic Center & Northside Natatorium

Meet Program - Friday, April 24, 2015

Heat 9 (#14 Women 100 Yard Backstroke)

1	Berger-Mann, Sue D	55 MICH	1:14.60
2	DeMere, Susan D	59 GS	1:13.00
3	Loux, Debbie L	56 MACA	1:10.35
4	Brightwell, Kim M	55 RMST	1:08.68
5	Courtney, Zena H	55 PSM	1:05.43
6	Cotton Tatnall, Suzy C	55 CMS	1:08.49
7	Warmuth, Stacey	58 VCM	1:09.00
8	Oliver, Karen M	55 OACM	1:12.00
9	Goodwin, Kim E	57 NEM	1:14.59
10	Kirkpatrick, Laura A	55 YCFM	1:14.80

Heat 10 of 23 Finals

1	Harmon, Joanna	53 LVM	1:53.76
2	McFarland, Cestjon	54 PSM	1:35.48
3	LaField, Allison	51 MOST	1:27.67
4	Dau, Janice A	52 CMS	1:23.20
5	George, Constance	54 TTEX	1:21.06
6	Cutting, Shannon E	51 ADMS	1:22.10
7	Howe, Cynthia L	54 MOST	1:25.02
8	Irawan, Yuni	51 NITR	1:28.79
9	Cook, Sally A	53 ROSE	1:45.61
10	Howard, Dana S	51 AAAA	3:45.00

Heat 11 of 23 Finals

1	Eakle, Julie O	54 MOST	1:19.86
2	Tunstall, Nancy M	52 NEM	1:18.84
3	Apple, Holly S	50 KATS	1:18.57
4	Diddams, Margaret A	53 PSM	1:18.03
5	Finley, Ann	52 LAPS	1:13.06
6	Hacker, Sara	50 IM	1:13.94
7	Cuda, Suzanne E	54 MOST	1:18.53
8	Scanlan, Susan	51 IM	1:18.81
9	Sprague, Mary Ann	52 UC21	1:18.98
10	Ashworth, Michelle P	51 LVM	1:20.67

Heat 12 of 23 Finals

1	Smart, Denise L	52 TULS	1:12.39
2	Najjar, Ellie S	53 CMS	1:11.27
3	Sappey, Collette H	50 CMS	1:08.49
4	Ward, Lisa A	51 WCM	1:06.93
5	Schriger, Joan A	50 TOC	1:05.35
6	Bailey, Monica M	54 DAMM	1:06.50
7	Bunch, Brigid J	51 ARIZ	1:08.25
8	Cleavenger, Becky	51 CVMM	1:11.17
9	Perry, Rebecca R	50 MAM	1:12.19
10	Howard, Amy	50 QMST	1:12.80

Heat 13 of 23 Finals

1	Nelson, Sheila	46 SRM	1:18.57
2	Tullbane, Lisa R	47 FAST	1:16.59
3	Kinlaw, Sheryl	46 LAKE	1:14.92
4	Hall, Julie A	46 WMAC	1:13.10
5	Sinitz, Cheryl	46 WMAC	1:12.30
6	Pasterczyk, Christine	48 NEM	1:13.05
7	Goldsmith, Dara	48 LVM	1:13.89
8	Rhodes, JerriLynn	47 NCMS	1:15.46
9	Barnings, Mandy	45 MM	1:17.70
10	Morris, Michelle G	45 UC43	1:31.31

Heat 14 of 23 Finals

1	McGill, Jana	46 OREG	1:11.22
2	Wolff, Celia	49 NCMS	1:09.12
3	Seavall, Kelly J	46 CMS	1:06.90
4	Ridge, Jennifer	46 HASA	1:04.18
5	Gary, Kristin J	47 NYAC	59.47
6	Stone, Stephanie	47 PCAT	1:04.00
7	McPherson, Chris A	47 NASH	1:06.74
8	Tate, Holly	47 TMAT	1:07.98
9	Le Febre, Karen J	47 SNM	1:10.09
10	Henry, Anita A	47 TXLA	1:12.09

Heat 15 of 23 Finals

1	Espinosa, Allison	43 MOST	1:40.81
2	Thompson, Amy W	44 TOC	1:15.50
3	Bender, Jenny	41 AGM	1:15.47
4	Selz, Elise R	44 CFSC	1:15.23
5	Misage, Nancy	44 TXLA	1:15.50
6	Norman, Adina	43 TULS	1:16.47
7	Reece, Katherine F	39 CHIC	1:15.09
8	Sullivan, Shannon D	39 1693	1:14.42
9	Hellerman, Molly J	38 TOC	1:15.00
10	Giffin, Meghan J	36 ROSE	1:21.27

Heat 16 of 23 Finals

1	Towers, Martha	43 MOST	1:12.11
2	Natkin, Heidi	41 AWJ	1:11.28
3	Stewart, Ann K	44 GOLD	1:06.44
4	Texel, Paula M	44 SPM	1:03.80
5	Lane, Tanya	43 AAAA	1:00.62
6	Decker, Teddy S	42 CAQM	1:03.62
7	Holland, Amy S	43 NCMS	1:05.50
8	Porter, Jo Ann A	43 SNM	1:10.51
9	Denison, Stephanie	44 SMST	1:11.59
10	Lassen, Megan M	44 SFTL	1:14.77

Heat 17 of 23 Finals

1	Germano, Lindsay M	35 WMST	1:13.56
2	Yocum, Kari	37 PALM	1:09.26
3	Suarez, Gabriela M	35 STFF	1:07.28
4	Dowgiert, Angela	35 NEM	1:04.00
5	Inada, Noriko	36 PSCM	53.65
6	Mihalik, Jennifer	36 AMS	57.61
7	Quattropiani, LeeAnne	36 MTMS	1:06.65
8	Carlson, Jennifer M	35 RMST	1:08.13
9	Gruenberg, Brigitta M	35 SAWS	1:10.31
10	Schneider, Erin E	36 WMAC	1:13.99

Heat 18 of 23 Finals

2	Barraclough, Amy	30 FAST	1:59.23
3	Stevens, Stephanie	32 CAQM	1:25.00
4	Fitzhugh, Katy M	32 TXLA	1:13.85
5	Wais, Tracy	34 IM	1:11.31
6	King, Rebecca L	34 SMS	1:12.96
7	Ricker, Jessie	30 NEM	1:19.73
8	Clarke, Summer	34 LVM	1:40.00

Heat 19 of 23 Finals

1	Corporon, Nicolle A	30 CON	1:10.00
2	Kelly, Kaymee	30 BUMS	1:07.30
3	Hibbard, Kate	30 LVM	1:02.50
4	Grover, Mollie K	34 TERR	1:01.55
5	Watanabe, Naoko	32 TOC	59.99
6	Hernandez, Sarah M	30 DAM	1:00.00
7	Radecke-Noble, Jennifer D	30 TVM	1:02.00
8	Risinger, Vicki B	31 WMST	1:06.80
9	Cush, Rachel	30 MICH	1:10.00
10	Van Horn, Alaina L	34 L4S	1:11.17

Heat 20 of 23 Finals

1	Schultz, Kelly	29 TXLA	1:14.77
2	Ronnander, Whitney M	25 DUCK	1:12.00
3	Reichel, Luciana E	26 WMAC	1:12.00
4	Dell, M Christine	27 LTAZ	1:09.84
5	Schramper, Bridgette	29 MM	1:06.42
6	Grossman, Leah R	25 TXLA	1:08.00
7	Rivera, Evangeline N	27 PCAT	1:10.96
8	Colavito, Shannon J	27 LVM	1:12.00
9	Cooper, Jessica N	28 GAJA	1:12.17
10	Bradley, Nicole	28 AAAA	1:30.22

Heat 21 of 23 Finals

1	Garbo, Rachel	25 MICH	1:04.87
2	Walgamott, Annie	26 TMAT	1:03.68
3	Houston, Katy	27 TOC	1:00.94
4	Schauwecker, Jessica L	25 FAST	59.08
5	Hale, Alicia	26 TW	57.77
6	O'Donnell-McCarthy, Fiona	28 TOC	58.85
7	Clapp, Marissa L	27 RICE	1:00.00
8	Terrell, Stephanie L	26 SFTL	1:02.00
9	Koran, Mary Ellen I	27 VSM	1:04.56
10	Abrams, Stacy A	27 TXLA	1:05.15

Heat 22 of 23 Finals

2	Monsen, Meg	21 PSM	1:21.42
3	McGrew, Kaitlin M	20 PSM	1:18.30
4	Whitney, Jenna D	21 PSM	1:12.72
5	DeLong, Jackie R	20 PSM	1:11.48
6	Griffin, Madeleine L	19 DUCK	1:12.00
7	Streeter, Shannon E	23 ROSE	1:13.00
8	Baber, Caroline	18 PSM	1:18.66

Heat 23 of 23 Finals

1	Collins, Emily	19 DUCK	1:09.00
2	Sundberg, Melissa A	24 CMS	1:06.00
3	Perez, Esmeralda	20 WMAC	1:04.50
4	Parker, Kara G	23 TXLA	1:03.55
5	Senko, Anna K	22 TOC	57.51
6	Bates, Elissa G	24 TULS	1:03.01
7	Brink, Opal E	20 QMST	1:03.83
8	MacClain, Dakota D	24 LMAO	1:05.83
9	Munson, Vicki	22 TXST	1:06.12
10	Lemke, Savannah	22 CWST	1:10.80

USA Masters Games

GREENSBORO
2016
JULY 22-31

20+ Masters Sports
usamastersgames.com

National Sports Festival for Adult Athletes

Opening & Closing Ceremonies

World Class Venues

Games Village

Daily Entertainment and Social Activities



greensboro
●●●●● NORTH CAROLINA
Convention & Visitors Bureau

Day 3 – Saturday, April 25

Warm-up

6:30 a.m.-7:50 a.m.

Check-in Deadline for Day 3

The 500 freestyle is a positive check-in event. Check-in may be done in person at the registration area or online at usms.org.

Sat., April 25	500 freestyle (men) 200 backstroke 200 butterfly	7 a.m. 9 a.m. 11 a.m.
----------------	--	-----------------------------

PLEASE NOTE:

If you do not check in by the deadline, you will not be seeded; there are no exceptions.

Meet Start Time

8:00 a.m.

Men	Event	Women
19	500 freestyle (men)	
	30 minute warm-up in competition pool	
	Ransom Arthur Award presentation (15 minutes)	
21	100 IM	22
23	200 backstroke	24
25	100 breaststroke	26
27	50 freestyle	28
29	200 butterfly	30
31	200 freestyle relay	32

Entry Deadline for Day 4 (Sunday) Relays

Relays must be turned in at the relay desk.

Sat., April 25	200 mixed medley relay	3 p.m.
----------------	------------------------	--------

2015 USMS Spring National Championships, Sanction #: 435-S001

National Aquatic Center & Northside Natatorium

Psych Sheet - Saturday, April 25, 2015

#19 Men 500 Yard Freestyle											
Name	Age	Club	Seed Time	Name	Age	Club	Seed Time	Name	Age	Club	Seed Time
18-24				4 Plummer, Andrew	43	AAAA	5:00.00	8 Sfingi, John A	51	SAWS	5:26.55
1 Bruckman, Mitchell	19	CMS	4:48.91	5 Pecht, Ben T	40	VCM	5:01.61	9 Remmert, Greg A	52	WCM	5:29.37
2 Offutt, Bryan T	23	TOC	4:49.78	6 Doherty, Kevin J	41	CMS	5:03.72	10 Werlinich, Greg S	50	BDGR	5:32.34
3 Trowbridge, Nicholas R	23	TOC	4:50.00	7 Blake, Thomas M	42	UC25	5:05.07	11 Whelchel, David	53	LIB	5:33.35
4 Losch, Nathan	23	FAST	5:00.00	8 Albino, Jorge E	40	SYSM	5:09.29	12 Lileikis, Joseph G	52	OCMT	5:34.77
5 Littlefield, Ryan A	24	RICE	5:00.00	9 Marsh, Brandon	40	WHAC	5:11.61	13 Wilwerding, Geoff E	53	PSM	5:38.00
6 Dickson, Keith F	18	ARIZ	5:14.21	10 Villarreal, George C	43	TULS	5:11.96	14 Jezic, Boris	51	TXLA	5:40.35
7 Birnbrich, Hayden	22	NAM	5:30.00	11 Lehr, Gunner F	42	NAM	5:18.41	15 Twitchell, Kip	50	STAR	5:43.00
8 McCallum, Ian S	20	PSM	5:30.00	12 Secor, Don	40	IM	5:20.00	16 Hasak, Amit	53	IM	5:45.00
9 Ruble, Stephen M	19	DUCK	5:35.00	13 Mullins, Dennis J	41	MTSC	5:20.00	17 Dauginas, Joe	52	VALM	5:47.08
10 Duarte, Christian J	19	TXST	5:40.07	14 Vocke, Joe	44	NAM	5:22.45	18 Scott, Andrew	50	OREG	5:48.62
11 Schmidt, Conor	19	CWST	7:00.00	15 Mercer, Scott	44	MOST	5:25.10	19 Gregory, David S	50	PCAT	5:48.77
25-29				16 Hatch, Eric	40	CMS	5:29.23	20 Schiemann, Steven A	53	IMSC	5:50.66
1 Farreny, Kristopher	29	JAM	4:55.00	17 Stockwell, Zach	40	CRUZ	5:30.00	21 Schmidt, Jeff V	51	MOVY	5:51.31
2 Yntema, Douwe	26	TOC	5:01.49	18 Rutledge, Mike	44	GMST	5:30.00	22 Stresemann, Michael N	54	PALM	5:55.81
3 Bower, Kenny G	27	TOC	5:10.00	19 Gillilan, William J	43	CAQM	5:31.42	23 Tomasino, Cesar	51	MOST	6:01.30
4 Smith, David J	27	CMS	5:15.00	20 Jones, Matt J	43	HUNT	5:34.93	24 Pegues, Lex	54	ELG	6:05.61
5 Altman-Kurosaki, Jonas Y	26	AGUA	5:18.15	21 Garza, Alejandro	42	FAST	5:35.00	25 Pro, Rick	53	LVM	6:07.51
6 Lehmann, Karl M	29	SMS	5:20.00	22 Reilly, Ryan J	43	ROSE	5:35.00	26 Irvine, Paul J	54	FAST	6:10.00
7 Rudloff, Christian E	27	TOC	5:20.00	23 Pardo, Robert R	41	SFTL	5:35.00	27 Cochran, Steve	52	TXLA	6:12.58
8 Schapiro, Adam P	28	SWOM	5:21.47	24 Tadla, Jarek	43	SFTL	5:50.00	28 Keen, John M	51	COOG	6:20.00
9 Alban, Doug M	28	EST	5:22.22	25 Weigand, TJ	42	WLAC	5:50.26	29 Brandt, Scott J	52	IM	6:20.89
10 Hartley, Ross L	26	NAM	5:25.00	26 Aimone, Jeff	44	MOST	5:55.30	30 Rowland, Jim	54	LIB	6:40.00
11 DeNezzo, Nicholas A	26	UC44	5:25.12	27 Lassen, Jason D	42	WOW	6:20.00	31 Bailey, Joseph L	53	MOST	7:30.00
12 Gallardo, Anthony J	28	TW	5:51.90	28 Guerin, Sebastien	40	MOST	8:10.00	55-59			
30-34				45-49				1 Stephenson, Dan	58	ROSE	5:09.73
1 Bradley, Edward (Ted) J	31	SPM	4:47.59	1 Brundage, Patrick W	48	ARIZ	4:50.18	2 Petersen, Craig	55	CMS	5:10.00
2 Gaines, Billy	34	LVM	4:48.50	2 Nygren, Mats O	48	PSM	4:52.00	3 Shake, Scott D	57	ARIZ	5:13.68
3 Grisham, Kyle J	31	SAWS	5:02.58	3 Carroll, Stewart A	45	RAM	4:55.25	4 Tallman, Karl G	56	CRUZ	5:15.56
4 Hildebrand, David R	34	TNYA	5:06.44	4 Keller, Matt	45	IM	4:55.99	5 Morales, John R	57	SRM	5:21.16
5 Kloppe, William R	34	YCFM	5:10.00	5 Unruh, Steven L	48	NITR	4:59.40	6 Seibt, Andreas K	57	IM	5:25.00
6 Swick, John T	31	ARIZ	5:15.91	6 Dickson, Kurt F	47	ARIZ	5:03.77	7 Morales, Tito	56	UCLA	5:26.95
7 Berg, Chris	30	WIND	5:16.59	7 Garland, Robert	45	CMS	5:08.00	8 O'Brien, Kerry L	58	WCM	5:28.00
8 Rouch, Stephen T	34	INDY	5:16.88	8 Bennett, Dennis	49	IAMA	5:08.00	9 Hollett, Peter G	55	NCMS	5:28.42
9 Batchelder, John R	34	CMS	5:17.64	9 Clarke, Dick	46	IM	5:08.00	10 Archer, Branch T	55	TXLA	5:29.65
10 Gerken, Dustin D	30	NAM	5:18.43	10 Bockius, Ted C	48	TERR	5:14.08	11 Marble, Kevin J	58	VCM	5:30.00
11 Dominguez, Rogelio	30	MCH	5:19.17	11 Sundahl, Philip J	49	WMST	5:18.90	12 Gibson, Christopher E	59	PAA	5:32.34
12 Ladrow, Andrew W	34	CMS	5:23.50	12 Sullivan, Scot A	48	OREG	5:18.91	13 Weir, D Scott	57	CMS	5:35.50
13 Malik, Michael J	33	PALM	5:24.24	13 McGiffin, Chris D	49	BERK	5:24.17	14 Siegel, Craig	57	TXLA	5:38.02
14 Brown, Adam R	34	ELG	5:24.40	14 Beck, John L	45	ARIZ	5:25.00	15 Washburn, Jonathan W	57	NCMS	5:38.41
15 Ellam, Bryant F	32	MICH	5:36.85	15 LeClair, David W	47	SPM	5:25.00	16 Holland, David A	56	WMAC	5:40.00
35-39				16 Lewis, Mike J	49	WIND	5:25.87	17 Wetzel, Jeff	59	TXLA	5:40.50
1 Reader, Paul	39	IM	4:56.76	17 Bessire, Brent	46	SRM	5:28.49	18 Waters, Steve	56	UC43	5:40.54
2 Doucet, Douglas C	39	NEM	5:02.09	18 Hahn, Darek L	48	JAM	5:30.15	19 Copeland, Rob	58	GAJA	5:45.24
3 Rietema, Brad	38	MICH	5:04.77	19 Winter, Doug	46	PSM	5:34.01	20 Kenny, Daniel B	57	SMM	5:45.93
4 Maurer, Matt	37	PALM	5:05.37	20 Sullivan, Anthony J	46	SPM	5:35.00	21 Nelson, Kurt D	55	CMS	5:47.60
5 Steed, Damon	39	TTEX	5:25.00	21 Smiley, Colin	48	TXLA	5:35.67	22 Nolte, Christopher C	58	CMS	5:51.24
6 Miller, Matt	37	OREG	5:25.67	22 Willman, Joseph H	48	TXLA	5:36.49	23 Collins, Craig L	55	HOPK	5:55.78
7 Jent, Daniel E	37	ALEX	5:26.02	23 Coates, Ed M	49	TXLA	5:38.70	24 Aumiller, Joe	57	MICH	5:56.27
8 Quayle, Patrick W	36	DAMM	5:29.00	24 Rosinski, Thomas J	45	CMS	5:38.82	25 Conkey, James V	59	SNM	6:00.00
9 Mills, Jamie	38	LIB	5:32.09	25 Calderon, Carlos	49	WMST	5:58.00	26 Graffis, Kevin H	55	SNM	6:00.80
10 Godor, Frank	36	SWM	5:40.00	26 Valenti, David	49	NITR	6:05.00	27 Castanha, John	55	CMS	6:01.47
11 Ahlgren, Kyle R	39	1693	6:00.99	50-54				28 Sheahan, Dan	57	WMST	6:01.71
40-44				1 Erwin, Jeff T	50	SAWS	5:01.79	29 Freeman, Stephan J	59	SPM	6:08.00
1 Davis, Josh	42	MOST	4:45.32	2 Autissier, Patrick	52	NEM	5:15.49	30 Gainer, Charles A	58	UC15	6:14.76
2 Niemi, Matthew G	41	USF	4:53.59	3 Wise, Mike	50	CMS	5:15.50	31 Wright, Stephen S	56	TXLA	6:39.98
3 Alley, David W	40	TXLA	4:58.14	4 Melanson, Edward	52	CMS	5:16.71	32 Allen, Doug	55	COOG	6:47.00
				5 Birnbrich, Chris L	51	NAM	5:19.50	33 Arpin, Dave A	55	LVM	6:50.00
				6 Cain, Thomas	52	UC32	5:20.00	34 Stites, Jim S	57	ARIZ	7:39.99
				7 Cunniff, David S	51	WAMS	5:20.00	35 Phelan, Chris	58	DAMM	7:42.14

2015 USMS Spring National Championships, Sanction #: 435-S001

National Aquatic Center & Northside Natatorium

Psych Sheet - Saturday, April 25, 2015

60-64...(#19 Men 500 Yard Freestyle)

1	Mann, Michael T	60 CMS	5:12.00
2	Scanlan, Kevin	60 IM	5:20.32
3	Worrel, Dick	61 TXLA	5:23.56
4	Wood, Larry W	61 TXLA	5:30.00
5	Dodson, Phil L	62 IM	5:31.09
6	Roth, Barry	60 ARIZ	5:31.50
7	Walker, Rick B	64 SYSM	5:32.43
8	Davis, Kern M	60 SPM	5:34.97
9	Krauser, Larry B	61 HMS	5:35.45
10	Guadagni, Peter M	60 WCM	5:42.61
11	Modjeska, Mark E	62 ARIZ	5:44.12
12	Collier, Scott J	60 AKMS	5:50.90
13	Phipps, Tom	61 OREG	5:53.85
14	Fochios, Dean T	61 WMAC	5:55.55
15	Saint-Amour, Craig E	62 NYAC	5:56.68
16	Hepworth, Mark L	60 RIDG	6:00.00
17	Vance, Brian A	64 TXLA	6:11.60
18	Scheff, Jonathan	62 WIND	6:19.55
19	Langendorfer, Stephen J	64 BGSC	6:28.45
20	Larson, Allen J	62 OREG	6:44.92
21	Kravitz, Larry C	61 AQTX	7:05.00

65-69

1	Clemmons, Jim	65 MAM	5:31.50
2	Gruber, Glenn A	65 VCM	5:35.17
3	Kirkland, Dan L	66 UC36	5:36.41
4	Bell, Alan	65 PSM	5:43.45
5	Olson, Chuck A	65 MICH	5:55.00
6	Rudloff, Edward	67 TOC	5:56.06
7	McCollum, Mickey	67 GAJA	6:28.20
8	Hardy, Rog	68 RICE	6:39.50
9	Cothren, Jack	65 BUMS	6:40.10
10	Gleser, Robert A	69 CMS	6:40.44
11	Knuth, Clark A	66 WMAC	6:43.24
12	Willis, Gregory B	66 LAPS	6:44.58
13	Winter, Larry	67 ARIZ	6:46.56
14	Bailey, Hop	67 ARIZ	6:54.95
15	Farmer, Michael W	67 ROSE	7:31.56
16	Owens, Robert A	68 VCM	7:46.75
17	Walker, Thomas W	68 PSM	9:45.00
18	Lopez, Francisco	66 WMAC	10:00.00

70-74

1	Willert, Dan T	72 WIND	6:33.50
2	Walker, Joseph R	73 SNM	6:57.69
3	Carey, George L	72 UC33	7:11.34
4	Raffaelli, Larry L	72 VCM	7:15.00
5	Corris, Robert B	70 WMAC	7:15.44
6	Hahn, Richard	72 AGM	7:45.61
7	Goldbas, Mervyn E	72 SFTL	7:58.71
8	Wood, Craig A	74 ETEX	8:35.00
9	Cannan, Patrick	74 PBM	8:50.36
10	Trevison, Rick	72 FACT	9:17.00
11	Devennish, Edward B	70 NAM	9:40.00

75-79

1	Williams, Frank	75 SDSM	6:55.02
2	Trauber, Ami A	75 SFTL	7:15.00
3	Badgley, David	75 OKMS	7:39.62
4	Blake, William V	78 MOST	8:30.00

80-84

1	Johnston, Graham M	83 MOST	7:22.22
---	--------------------	---------	---------

2	Beach, Robert E	84 SPM	8:26.84
3	Tewksbury, Glenn A	81 ARIZ	8:49.49
4	Alkoff, Howard	82 CONN	9:26.11
5	Conkey, Jim	83 SNM	9:50.05
6	Fritz, Jack R	82 ARIZ	9:51.30
7	Grohe, William E	81 USF	10:15.18
85-89			
1	Maine, Thomas O	89 SLAM	9:31.84
2	Gray, Joe E	85 MOST	11:59.00
90-94			
1	Larson, E Ole	94 NCMS	16:01.00

WHAT DO THEY HAVE IN COMMON?

Meet Josh, Rich, Laura and David.

**They're all committed Masters swimmers, train hard,
love to compete, are all World Record Holders, and...
they all believe in P2LIFE.**




Josh Davis - 5x Olympic Medalist (3x Gold, 2x Silver)

"I've been looking for the most convenient, effective, safest and best tasting supplement for 20 years. P2Life has been a game changer for me! Balancing the Mutual of Omaha BREAKOUT Tour of Olympians, wife and 5 kids and Masters training is difficult and I need fast, preferably delicious, fuel. Swim practice for me is a sacred time of pursuing excellence, breaking barriers and kicking butt. I can't afford to bonk and I need all the muscle I can keep on. P2Life before and right after my swim is the key to my success."

Rich Burns - Over 15 World Records in 2013

"Since taking P2Life products I see some real changes. I have more energy during the day, am able to swim harder in practice and recover quicker, and lo and behold, my times have reversed their upward trend. Needless to say, I am a convert and can't see ever swimming without P2Life."



Laura Val - Over 300 Swimming Records.

"While I think my diet meets the nutritional needs of the average adult female, training hard every day adds additional requirements. I believe the body needs to be refuelled with protein shortly after working out. The NutriBoost shake is the perfect solution. I drink it right after practice and a couple times during the day and it tastes amazing!"

David Guthrie - International Masters Swimming Hall of Fame Inductee

"My biggest limitation was failing to recognize the true importance of proper nutrition. Good or bad, what we eat has a profound impact not only on our ability to perform and recover but on our quality of life. Complete, consistent nutrition is a key factor in my ability to perform at a high level. P2Life is an essential part of an effective nutritional plan that I enjoy every day. It works."



P2LIFE™

PERFORMANCE NUTRITION

www.P2Life.net/USMS

2015 USMS Spring National Championships, Sanction #: 435-S001

National Aquatic Center & Northside Natatorium

Meet Program - Saturday, April 25, 2015

#21 Men 100 Yard IM

Lane	Name	Age	Club	Seed	Time
Heat 1 of 44 Finals					
3	Ouchakof, Vladimir I	91	CONN	5:00.00	
4	Larson, E Ole	94	NCMS	2:17.44	
5	Rudloff, G Edward	91	TOC	2:02.00	
6	Shannon, Baker L	90	WSMC	3:11.20	
7	Meardon, Arnold	85	NEM	1:55.00	
Heat 2 of 44 Finals					
1	Ferguson, Kent	73	UC25	1:44.57	
2	Pipkin, Ken	70	PCAT	1:29.00	
3	Bell, John L	72	SDSM	1:22.83	
4	Thatcher, Sandy G	71	PCAT	1:40.74	
5	Drobner, Sherwin	81	SFTL	1:46.88	
6	Lauer, William J	80	TNAQ	1:19.23	
7	Smethurst, Everett W	80	NOVA	1:44.42	
8	Tewksbury, Glenn A	81	ARIZ	1:49.04	
9	Plummer, Mark A	78	CMS	1:42.00	
10	Nelson, Ed E	75	LAPS	2:05.10	
Heat 3 of 44 Finals					
1	Glanz, Hershel P	76	WMST	1:37.73	
2	Marchbanks, Jerry L	79	MOST	1:34.97	
3	Natelson, Michael	75	UC11	1:27.99	
4	Bledsoe, Dennis R	76	WCM	1:24.60	
5	Verth, Tom	76	SYSM	1:16.00	
6	Hamada, Ahmed G	76	GOLD	1:21.90	
7	Peterson, Dick A	78	PSM	1:25.55	
8	Goldstein, Mel E	76	INDY	1:33.37	
9	McKinney, Kenneth O	76	ARIZ	1:36.00	
10	Learmonth, William R	75	O*H*	1:37.98	
Heat 4 of 44 Finals					
1	Novell, Ken	72	VMST	1:22.04	
2	Iselin, Christian R	71	YCFM	1:20.03	
3	Welty, Bob	70	DAMM	1:18.00	
4	Frost, Kenneth A	70	TAM	1:11.46	
5	Abrahams, Richard T	70	CMS	1:07.00	
6	Freshley, Mike R	74	ROSE	1:10.50	
7	Whitley, John K	72	WIND	1:17.53	
8	Murff, Don	73	TXLA	1:20.00	
9	Bergman, John	73	MINN	1:21.00	
10	Sawyer, Dennis L	71	PSM	1:22.77	
Heat 5 of 44 Finals					
2	Gleser, Robert A	69	CMS	1:30.00	
3	McAlister, Alfred L	66	UC43	1:24.03	
4	Music, Wayne	65	AAAA	1:16.50	
5	Krueger, P J	68	AAAA	1:16.00	
6	Cashel, Bob	66	GSM	1:16.36	
7	Nordstrom, David P	67	MOST	1:17.80	
8	Russell, Fred W	67	WMAC	1:29.82	
9	Davis, James M	65	DAMM	1:38.75	

Heat 6 of 44 Finals

1	Derr, John M	65	VCM	1:12.00
2	Wright, Larry E	66	PSM	1:08.60
3	Springer, Douglas A	68	ARIZ	1:07.06
4	Heck, Steven V	65	MOST	1:06.06
5	Strand, Robert	69	SAWS	1:03.75
6	Kerns, Hubie	65	VCM	1:04.00
7	Childs, Lee	66	GOLD	1:06.50
8	McPherson, Andrew M	68	DAM	1:08.00
9	Meyerhoff, Rick	68	TAM	1:12.00
10	Knopf, Thomas H	67	TOC	1:15.00
Heat 7 of 44 Finals				
1	Johnson, Greg C	57	DASC	1:35.85
2	Lee, Jack C	57	TXLA	1:30.00
3	Wetzel, Jeff	59	TXLA	1:15.70
4	Griffin, Jim	57	1693	1:11.13
5	Landeck, Chris R	59	FCS	1:27.76
6	Butz, Richard F	58	AGUA	1:31.00
7	Bailey, Joseph L	53	MOST	1:40.00
8	Sorgi, Craig	54	UC43	1:51.68
9	Swenor, Gary D	60	NSA	1:18.53

Heat 8 of 44 Finals

1	Ravel, Rick	64	TTEX	1:14.00
2	Vogel, Matthew M	60	IM	1:12.50
3	Van Wart, Steve	61	WCM	1:08.82
4	Kelsoe, Robert	61	TNYM	1:06.00
5	Roth, Barry	60	ARIZ	1:04.91
6	Lemaistre, Charles F	61	TXLA	1:05.58
7	Heyes, Greg W	60	LAPS	1:08.30
8	Haris, Lee D	61	TOC	1:10.10
9	Erickson, Todd L	60	MOST	1:12.56
10	Reeder, Bill D	62	PSM	1:17.44

Heat 9 of 44 Finals

1	Wilson, Robert H	63	CAQM	1:03.81
2	Williams, Bruce F	61	RICE	1:03.48
3	Colella, Steve M	60	PSM	1:01.09
4	Graham, Donald	60	PSM	59.37
5	Colella, Rick	63	PSM	57.23
6	Groselle, Jack R	60	SYSM	58.89
7	Martin, Doug	61	ARKM	1:00.80
8	Hildebrandt, David C	60	GAJA	1:03.29
9	Gilchrist, Donald B	61	NCMS	1:03.50
10	Hamilton, Berry	62	TXLA	1:04.17

Heat 10 of 44 Finals

1	Wyson, Joseph	58	LVM	1:10.44
2	Cheney, David W	57	ANCM	1:10.00
3	Kegley, Dale V	59	WWM	1:08.83
4	Nixon, John L	59	SPM	1:08.51
5	Fisher, Dennis E	55	NAM	1:07.00
6	Baird, Jeff A	55	ARIZ	1:08.50
7	Agathon, John C	55	WMST	1:08.67
8	Fremont, Robert	56	WIND	1:09.10
9	Woolley, Ken	56	DAMM	1:10.00
10	Sheaves, Mike	56	SSSM	1:10.84

Heat 11 of 44 Finals

1	Matysek, Jim	55	SYSM	1:06.38
2	Lysinger, Chris S	58	COM	1:06.34
3	Lamour, Didier B	58	MINN	1:06.00
4	McFarland, James A	55	NCMS	1:05.65
5	Slowey, Michael J	57	PALM	1:05.63
6	Fuselier, Stephen A	55	AAAA	1:05.65
7	Moreno, Al	56	GOLD	1:05.95
8	Divjak, Zdravko	58	UC44	1:06.28
9	Marsh, Russell L	59	CMS	1:06.36
10	Nolte, Christopher C	58	CMS	1:06.50

Heat 12 of 44 Finals

1	Merrill, Nick C	57	IM	1:05.37
2	Jourdonnais, Craig S	55	MM	1:04.50
3	Blommel, Gregory G	55	WMAC	1:03.80
4	Newhaller, Daniel J	56	SPM	1:03.00
5	Naylor, Jeff G	56	NEM	1:02.50
6	Leigh, Jay W	56	STAR	1:02.96
7	Blatt, Michael J	59	VCM	1:03.15
8	Washburn, Jonathan W	57	NCMS	1:04.00
9	Shannahan, Mike	57	SAWS	1:05.00
10	Dugan, Thomas W	56	WIND	1:05.50

Heat 13 of 44 Finals

1	Miller, Brent D	55	MOVY	1:02.45
2	Smith, David M	57	CRUZ	1:01.74
3	Heath, Robert H	58	MAM	1:01.30
4	Dyer, Andy	56	AWJ	59.60
5	Kone, Bruce C	57	RICE	57.63
6	Bank, Holden J	55	CMS	59.50
7	Orten, Frank T	56	CMS	59.90
8	Sherman, Bill	56	MOVY	1:01.33
9	Lindstedt, David P	59	LAPS	1:01.94
10	Hamm, Michael L	57	KM	1:02.49

Heat 14 of 44 Finals

1	Conner, Christopher P	54	WCM	1:27.10
2	Kuipers, Roy	54	RAM	1:19.18
3	Mazzei, Michael	52	MOST	1:18.00
4	Ness, Randal J	52	HOPK	1:14.30
5	Billings, Raymond	50	AKMS	1:12.50
6	Polhill, Brad	51	WM	1:12.69
7	Dowd, Douglas B	54	SLAM	1:15.05
8	Ewing, Jack	54	USF	1:18.54
9	Wengrovitz, Mark	54	MOST	1:20.96
10	Hayes, Paul L	51	IMSC	1:40.00

Heat 15 of 44 Finals

1	Welsh, Tim H	51	SWYM	1:11.54
2	Wyckoff, Benjamin W	50	CONN	1:10.00
3	Hubert, Craig	50	JAM	1:08.35
4	Murphy, Matthew G	53	GSM	1:08.03
5	Severance, David A	52	WMAC	1:07.85
6	Perkins, Robert M	52	SWYM	1:08.01
7	Brackett, Elliott	50	DAMM	1:08.20
8	Ozun, Sabri	51	LVM	1:08.45
9	Jonsson, Stefan	52	AQTX	1:10.64
10	Cortez, Ralph A	52	IAMA	1:11.87

2015 USMS Spring National Championships, Sanction #: 435-S001

National Aquatic Center & Northside Natatorium

Meet Program - Saturday, April 25, 2015

Heat 16 (#21 Men 100 Yard IM)

1	Whitney, Timothy C	50 DAMM	1:07.50
2	Scott, Andrew	50 OREG	1:07.25
3	Schmidt, Jeff V	51 MOVY	1:06.88
4	Pegues, Lex	54 ELG	1:06.30
5	DuBay, John	50 UC18	1:06.09
6	Meier, Eric	50 MELO	1:06.15
7	Whitson, Steven K	53 DAMM	1:06.42
8	Woods, Thomas B	53 SDM	1:07.04
9	Steinhafel, Mark J	54 WMAC	1:07.33
10	Moore, John	53 NCMS	1:07.66

Heat 17 of 44 Finals

1	Young, Robert A	50 IM	1:05.66
2	Baker, John	52 SMM	1:05.50
3	Maryatt, Andrew T	54 RAMS	1:04.14
4	Cole, Andrew J	51 GOLD	1:03.97
5	Jaegers, Al	52 WAMS	1:02.99
6	Miller, Brian H	53 SWYM	1:03.80
7	White, Steve G	54 WMST	1:04.00
8	Switzer, Kevin G	54 SMS	1:04.50
9	Trimble, Sandy	52 WAMS	1:05.51
10	Twitchell, Kip	50 STAR	1:06.00

Heat 18 of 44 Finals

1	Czerwinski, Robert	51 DAMM	1:02.50
2	Marshall, Dirk H	52 STFF	1:02.00
3	Tyler, Bob	52 NEM	1:01.32
4	Power, Scott	52 UC14	1:00.71
5	Harvill, Tom	53 WAMS	59.99
6	Loughrin, Paul D	51 GRSC	1:00.70
7	Mann, Jonathan E	54 CMS	1:01.07
8	Valley, Eric	53 MOVY	1:01.51
9	Aubrey, Michael	54 SFTL	1:02.50
10	Golden, Larry	54 ARKM	1:02.70

Heat 19 of 44 Finals

1	Van Dyke, Rick P	50 UC26	59.40
2	Jimenez, Carlos A	50 RICE	58.51
3	Wood, Steve	54 YCFM	58.00
4	Guthrie, David M	54 RICE	56.25
5	Sims, David E	52 IM	54.28
6	Tuchler, Jim	50 IM	54.50
7	McCool, Chris	50 PALM	57.60
8	Phillips, Daniel L	52 PSM	58.29
9	Segarra, Rafael G	51 AQAX	58.90
10	Killeen, Robert J	53 TXLA	59.50

Heat 20 of 44 Finals

1	Pangburn, Samuel J	45 AAAA	1:25.34
2	Valenti, David	49 NITR	1:15.00
3	LoCascio, Jim	45 UC14	1:09.79
4	Hilton, Robert	46 ROCH	1:09.00
5	Sturm, Mike	49 WMAC	1:08.00
6	Chamberlain, Lee D	46 OACM	1:08.44
7	Smiley, Colin	48 TXLA	1:09.46
8	Elizondo, Bill	47 RAM	1:12.00
9	Dubrick, Jon S	46 ROSE	1:22.26

Heat 21 of 44 Finals

1	Cambias, Rob J	47 SMS	1:07.39
2	Duport, Paul	49 SSSM	1:07.14
3	Willman, Joseph H	48 TXLA	1:06.48
4	Lackey, Dean	49 WHAC	1:05.80
5	Belnap, Mark	45 UTAH	1:05.77
6	Axas, Peter A	46 LVM	1:05.80
7	McLean, Scott P	49 AGM	1:06.00
8	Carter, Seanbaker	47 THOR	1:07.07
9	Ellett, Doug	47 UC43	1:07.28
10	Paxton, Sean C	46 ROSE	1:07.87

Heat 22 of 44 Finals

1	Dentino, David	49 MOST	1:05.52
2	Doolittle, John W	45 SPM	1:05.16
3	Sullivan, Anthony J	46 SPM	1:05.00
4	Keenan, Tim	45 NEM	1:04.87
5	Weinrich, Wray M	49 DASC	1:04.31
6	Kam, Gregory K	46 TFMS	1:04.80
7	Ross, Gavin A	49 SEAM	1:04.97
8	Woudwijk, Rik	49 LAPS	1:05.00
9	Smith, Bryan E	47 PSM	1:05.24
10	Young, Greg	48 IM	1:05.70

Heat 23 of 44 Finals

1	Prol, Kenneth	45 WHAC	1:04.00
2	Robling, Steve W	45 NCMS	1:03.35
3	LeClair, David W	47 SPM	1:03.00
4	Webster, Dale W	45 SDSM	1:02.50
5	Gooding, Jim	47 PSM	1:02.23
6	Howard, Patrick D	46 ARIZ	1:02.35
7	Beck, John L	45 ARIZ	1:02.98
8	Gogulski, David H	46 NITR	1:03.01
9	Herrold, David H	45 TULS	1:03.93
10	Moreno, Chris S	46 NTEX	1:04.15

Heat 24 of 44 Finals

1	Blood, Jonathan K	49 NEM	1:02.21
2	McClung, Paton M	45 WIND	1:01.90
3	Bessire, Brent	46 SRM	1:01.76
4	Kasser, Dan	45 SKY	1:00.99
5	Bass, Bill	46 WMST	1:00.64
6	Peschel, Keith D	49 SMST	1:00.65
7	Hamilton, Nathan	46 SNM	1:01.43
8	Petrilla, Eric A	45 SNM	1:01.87
9	Steen, Peter	45 CAQM	1:02.17
10	Hahn, Darek L	48 JAM	1:02.22

Heat 25 of 44 Finals

1	Connolly, James W	45 RICE	1:00.50
2	Garland, Robert	45 CMS	59.50
3	Bennett, Dennis	49 IAMA	59.11
4	Mackenroth, Jack	45 TNYA	58.55
5	Jimenez, Ignacio	49 CMS	58.00
6	Beach, Christopher E	45 SRM	58.33
7	Chaput, Sebastien	47 ROSE	58.86
8	Boosin, Michael J	48 CVMM	59.27
9	Keyser, David	48 CSMT	59.80
10	O'Dell, Rick	47 YCFM	1:00.63

Heat 26 of 44 Finals

1	Santos, Roque J	47 WCM	57.49
2	Kitzman, Scott A	45 SRM	56.17
3	Benucci, Lorenzo	47 AWJ	55.50
4	Wharton, Dave L	45 NAM	54.67
5	Granger, Nicolas	47 ROSE	53.03
6	Heber, Scott	48 RAM	54.53
7	Ross, Michael S	47 MESC	55.00
8	Varozza, Mike J	47 TXLA	56.00
9	Cox, Mark	47 RAM	56.94
10	Tripps, Scott P	45 HOPK	57.94

Heat 27 of 44 Finals

1	Forst, Jeremy S	37 INDY	1:16.10
2	Sieber, John	38 CTS	1:07.50
3	Svoboda, Jim R	36 PACK	1:04.90
4	Boeke, Lonny	37 WLAC	1:04.00
5	Shepherd, Jeremy	35 RAM	1:04.00
6	Minervini, Joey	38 RICE	1:06.50
7	Warren, Courtney D	35 ARIZ	1:08.53
8	Wen, Patrick J	42 WCM	1:06.11
9	Libardon, Mark	44 AAAA	1:14.94

Heat 28 of 44 Finals

1	Courtney, Chris	42 ARIZ	1:04.70
2	Roberts, David	43 CRUZ	1:04.50
3	Mercer, Scott	44 MOST	1:04.10
4	Lilienthal, Jason	41 MOST	1:03.74
5	Perry, Guy	44 WHAC	1:03.00
6	Jones, Matt J	43 HUNT	1:03.09
7	Krasykov, Volodymyr M	41 NOST	1:04.10
8	Buras, Brian A	43 UC43	1:04.50
9	Smit, Michael	40 DAMM	1:04.60
10	Guirl, Michael J	44 MOST	1:05.14

Heat 29 of 44 Finals

1	Cleveland, Jon T	44 NTEX	1:01.10
2	Klepchick, Paul R	40 RAM	1:00.55
3	Kozlowski, Mark S	40 IM	1:00.26
4	Soza, Walter E	42 DAMM	1:00.09
5	Jackson, Scott J	40 NOVA	1:00.05
6	Van Dyne, Steve	44 LTMN	1:00.08
7	Sheldon, Paul	44 CMS	1:00.12
8	Karren, Kelly S	41 CVMM	1:00.46
9	Schaetz, Daniel J	44 WMAC	1:01.00
10	Bellin, Daniel A	42 MOST	1:01.22

Heat 30 of 44 Finals

1	Williams, Collis	44 WHAC	59.36
2	Juiris, Peter C	41 UC21	59.03
3	Erdem, Burak	41 NCMS	58.87
4	Sumner, David M	44 MVN	58.00
5	Andersen, Morten	44 NCMS	57.52
6	Proft, David L	42 UC43	58.00
7	Plummer, Andrew	43 AAAA	58.50
8	Doherty, Kevin J	41 CMS	59.00
9	Dietrich, Jim	44 NOVA	59.14
10	Orris, Ron	42 RGMS	59.90

2015 USMS Spring National Championships, Sanction #: 435-S001

National Aquatic Center & Northside Natatorium

Meet Program - Saturday, April 25, 2015

Heat 31 (#21 Men 100 Yard IM)

1	Dill, Scott	42 WHAC	57.00
2	Dreizler, Todd M	44 PSCM	56.00
3	Wanie, Lee G	41 TOC	55.00
4	O'Sullivan, Chris	40 CMS	53.33
5	Comings, Jeff P	41 ARIZ	52.08
6	Jacobson, Brian L	41 MINN	53.22
7	Eisenhuth, Matthew S	40 CMS	54.80
8	Williams, Ryan D	41 SFTL	55.89
9	Martyak, Stephen	40 TXLA	56.14
10	Mc Kay, Matthew G	43 TOC	57.30

Heat 32 of 44 Finals

1	Brown, D Scott	38 TXST	1:03.99
2	Anderson, Eric P	37 LTST	1:03.84
3	Mora, Daniel	36 TW	1:03.50
4	Smink, Jonathan S	35 GERM	1:03.13
5	Cedano, Noel	35 BCTM	1:02.61
6	Foster, Ryan F	39 WIND	1:02.69
7	Callahan, Patrick	39 MOST	1:03.39
8	Cotter, John R	39 PSM	1:03.61
9	Patrick, Michael S	36 DASC	1:03.94
10	Shaw, Chris G	37 RAM	1:04.00

Heat 33 of 44 Finals

1	Stevens, Ryan O	35 CAQM	1:01.90
2	Chilton, James A	39 PALM	1:01.66
3	Howorth, Brett	39 UC27	1:01.00
4	Gallagher, Douglas J	39 AGUA	1:00.36
5	Greenwood, Scott C	37 TOC	1:00.00
6	Iglesias, Rodrigo J	39 WIND	1:00.00
7	Williams, Rich	39 1693	1:00.49
8	Colligan, Michael	37 RICE	1:01.10
9	Maurer, Matt	37 PALM	1:01.69
10	Apple, Jonathan	39 NAM	1:02.00

Heat 34 of 44 Finals

1	Armstrong, Jonathan W	39 WMST	58.39
2	Chamberlain, Matt E	39 SDM	57.36
3	Briseno, Osiris	39 NAM	56.41
4	Fletcher, Van	39 NCMS	55.95
5	Counts, Glenn M	37 LVM	52.55
6	Swan, Benjamin	36 RICE	55.27
7	Stich, Darryl D	39 WMAC	56.00
8	Hwang, Wayne	37 NOVA	56.92
9	Mayronne, Korey	37 TXLA	57.55
10	Bardak, Peter D	38 IM	58.84

Heat 35 of 44 Finals

1	Kimpel, Mark P	33 AOM	1:26.90
2	Mendoza, Jon	32 ROSE	1:08.05
3	Keyes, Brett R	31 UC10	1:04.14
4	Slowikowski, Jacek J	30 TNYA	1:03.00
5	Browder, Kurt	33 FAST	1:05.86
6	Shaw, Chris	32 TERR	1:10.50
7	Schewe, Randy J	29 TXLA	1:10.00
8	Hartley, Ross L	26 NAM	1:05.00
9	Senior, Peter J	27 AAAA	1:08.60
10	Poe, Dustin J	28 FCST	1:15.22

Heat 36 of 44 Finals

1	Rapp, Larry J	30 SMS	1:02.55
2	Page, Craig W	33 GAJA	1:01.72
3	Ritter, Chris	31 NCMS	59.31
4	Strahota, Jeffrey R	34 TERR	58.85
5	Holsman, Trent T	34 TOC	56.11
6	Oo, Aung Sann	33 ARIZ	58.59
7	Bey, Matthew D	31 NAM	59.00
8	Wilson, Jacob N	31 WMST	59.64
9	Ladrow, Andrew W	34 CMS	1:02.09
10	Maurer, Adrian B	31 CHIC	1:03.00

Heat 37 of 44 Finals

1	Erickson, John	30 VSM	55.68
2	Tepper, Sean M	32 WMAC	55.56
3	Shiosaki, Daniel T	30 TOC	55.00
4	Ervin, Anthony L	33 TOC	54.00
5	Grevers, Matt	30 ARIZ	50.00
6	Deery, Kyle B	30 SYSM	53.79
7	Andrew, Tom B	30 TXLA	54.55
8	Kendig, Jamie M	34 SYSM	55.03
9	Wells, Geoff	32 BUMS	55.58
10	Vestrum, Luke A	34 MINN	56.00

Heat 38 of 44 Finals

1	Goodpasture, Jesse R	28 UC21	1:01.21
2	Clark, Christopher J	28 UC02	1:00.99
3	Cumnock-Francois, Ben M	28 AGM	1:00.89
4	Ganiyev, Doston	27 CMS	1:00.19
5	Murata, Daniel C	25 UC43	59.01
6	Neuwirth, Jamie	27 TOC	59.31
7	Moritz, Nathan B	25 UC21	1:00.61
8	Miller, Christopher L	25 WMST	1:00.92
9	Butz, Jeremy R	26 AGUA	1:01.00
10	DeNezzo, Nicholas A	26 UC44	1:05.00

Heat 39 of 44 Finals

1	Trompeter, Scott M	27 MOST	58.00
2	Birnrich, Andrew	25 NAM	58.00
3	Smith, Ben	28 DKTA	57.29
4	Bezugliy, Alexander	29 UC06	56.60
5	Garza, Richard J	27 WOW	56.54
6	Webb, Cameron	28 DMST	56.54
7	Bower, Kenny G	27 TOC	57.07
8	Foster, Dana	25 TOC	58.00
9	Taylor, Jonathan B	27 TOC	58.00
10	Baxter, Kyle E	28 PCAT	58.23

Heat 40 of 44 Finals

1	Gans, Egan	29 TOC	55.10
2	Lehmann, Karl M	29 SMS	55.00
3	Mandel, Alon	26 CMS	54.00
4	Yntema, Douwe	26 TOC	53.36
5	Frank, Simon	25 TW	52.02
6	Vogel, Jake N	27 WHAC	52.21
7	Ferri, Nick L	26 TOC	54.00
8	Belton, Andrew	28 MOST	54.85
9	Talbott, Christopher J	28 TOC	55.04
10	Taylor, Dylan	28 CMS	55.91

Heat 41 of 44 Finals

1	Spiker, Riley	22 DKTA	1:10.16
2	Littel, Luke	19 DKTA	1:07.00
3	Hampson, Brett D	24 IMSC	1:04.21
4	Gong, Andrew	23 UC07	1:03.22
5	Green, Jerry R	21 UC43	1:02.00
6	Kwong, Ryan	18 DUCK	1:02.10
7	Duarte, Christian J	19 TXST	1:03.30
8	Lucy, Levi	18 DKTA	1:06.85
9	Dickson, Keith F	18 ARIZ	1:07.84
10	Clark, Austin D	19 PSM	1:20.85

Heat 42 of 44 Finals

1	Seaburg, Joshua S	24 MINN	1:01.69
2	Anderson, Thomas	20 TXST	1:01.19
3	Slay, Garrett L	21 AQTX	1:00.34
4	Birnrich, Hayden	22 NAM	1:00.00
5	Duran, Roberto A	23 PM	59.98
6	Rourke, Michael W	23 NITR	59.99
7	Trevino, Sergio	19 TW	1:00.15
8	McAduo, Luis	21 TXST	1:00.99
9	Cuda, Cameron S	24 MOST	1:01.54
10	Huseby, Nick	20 DKTA	1:01.99

Heat 43 of 44 Finals

1	Garcia, Mikey	22 LIEM	59.80
2	Grinalds, Andrew B	23 TOC	59.00
3	Bellino, Anthony	18 TXLA	58.50
4	Bean, Morgan A	19 AGM	57.39
5	Brettmann, William A	18 AAAA	56.50
6	Carey, Justin J	19 AAAA	56.99
7	Rowan, Samuel N	23 TOC	58.45
8	Pehrson, Josh S	18 PSM	58.80
9	Wilson, Austin	24 WMST	59.13
10	Cormican, Zachary	24 DKTA	59.90

Heat 44 of 44 Finals

1	Walker, Donald J	23 TW	54.00
2	Fusilier, Beau D	18 AGM	53.56
3	Koon, Nolan	24 TOC	53.00
4	Babcock, Colin B	22 TOC	52.48
5	Schweitzer, Paul-Marc	23 TW	52.00
6	Saeta, Andrew	24 TOC	52.35
7	Birnrich, Zachary T	23 NAM	52.89
8	Polhill, Drew	24 WM	53.54
9	Stipek, Clinton W	24 PSM	54.00
10	Morris, Wilfred R	23 MOST	55.99

speedo

Fastskin


LZR Racer X



ELIZABETH
BEISEL

NOW AVAILABLE

Ultimate lightweight compression now featured in Fastskin LZR Racer X




RYAN
LOCHTE



Developed by
Speedo Aqualab



www.speedousa.com

SPEEDO, , and all related marks are registered trademarks of and used under license by Speedo International Limited.

2015 USMS Spring National Championships, Sanction #: 435-S001

National Aquatic Center & Northside Natatorium

Meet Program - Saturday, April 25, 2015

#22 Women 100 Yard IM

Lane	Name	Age	Club	Seed Time
Heat 1 of 37 Finals				
4	Mueller, Diane M	80	CAQM	3:12.66
5	Waldbaum, Joan B	84	1776	2:21.09
6	Eisele, Barbara M	84	LOCO	2:34.87
7	Copeland, Parkie J	85	ARIZ	2:30.15
Heat 2 of 37 Finals				
2	Cattarin, Sandy B	75	WMST	2:15.45
3	Arnold, Patricia F	76	SMS	1:59.52
4	Stretch, Nancy	75	TOC	1:50.00
5	Leilich, Joann	76	WMST	1:30.00
6	Jebe, Margit H	76	T2NM	1:39.00
7	Henderson, Martha J	78	FACT	1:58.80
8	Sachs, Janet G	78	CMS	2:00.45
Heat 3 of 37 Finals				
2	Summers, Ellen	61	OREG	2:40.30
3	Myer, Cynthia J	62	IMSC	1:40.86
4	McDaniel, Kathy	63	PSM	1:38.72
5	Call, Nancy A	61	TAOS	1:39.76
6	Norman, Debbie L	61	NITR	2:00.00
7	Christenson, Candy J	68	WMAC	1:39.55
8	Canto, Susan C	65	LVM	2:02.00
9	Dillon Stewart, Jane E	72	WMAC	2:50.30
Heat 4 of 37 Finals				
1	Marsch, Gail N	74	MOST	2:04.68
2	Kight, Betty G	73	MOST	1:50.97
3	Wise, Louise	72	CMS	1:43.00
4	Conkey, Nancy	70	SNM	1:37.40
5	Kranpitz, Nancy	70	WMAC	1:33.80
6	Meyers, Susan L	73	SYSM	1:34.00
7	Smith, Diane G	70	CVMM	1:40.72
8	Hill, Marcia M	70	WCM	1:46.35
9	Zentgraf, Karen W	73	CMS	1:51.62
10	Welcome, Karen M	70	AGM	2:05.16
Heat 5 of 37 Finals				
1	Burfeind, Betty	68	IM	1:33.17
2	Welch, Sarah	68	PSM	1:29.55
3	McDaniel, Georgia	68	IM	1:24.44
4	Alexander, Martha A	65	WCM	1:23.25
5	Swain, Deborah L	65	SRM	1:20.00
6	LeClercq, Toni M	67	PSM	1:23.04
7	Gettling, Janet	66	OREG	1:23.80
8	Tyler, A Susan	66	SNM	1:26.95
9	Dickinson, Victoria F	69	KM	1:29.76
10	Puhl, Patty J	65	CAQM	1:38.34
Heat 6 of 37 Finals				
1	Childers, Judy A	61	GSMS	1:33.00
2	Holloway, Colleen J	61	MOST	1:32.00
3	Wildman, Carol J	60	TAOS	1:30.00
4	Dougherty, Mindy M	62	MVN	1:29.00
5	Kaguni, Laurie S	62	MICH	1:28.52
6	Colwell, Elizabeth	60	HIMA	1:29.00
7	Blackburn, Jean	63	BWAQ	1:29.53
8	Sarovich, Sheila W	61	IM	1:32.00
9	Ragland, Elise H	64	TTEX	1:32.39
10	Robinson, Lauren	62	SED	1:33.33

Heat 7 (#22 Women 100 Yard IM)

1	Lyman, Carolyn B	64	JCC	1:27.15
2	Blatt, Cindy S	61	VCM	1:26.74
3	Treut, Tina	62	MOST	1:25.50
4	Haynie, Dee A	60	TOC	1:25.00
5	Hair, Margaret	60	LCNM	1:22.60
6	Smith, Robin M	60	NOVA	1:24.00
7	Alston-Janicke, Debbie L	61	MOST	1:25.50
8	Bisogno, Laurie R	62	MOVY	1:26.00
9	Ray, Dianna	60	DASC	1:26.80
10	Surdoval, Nancy	61	ARIZ	1:27.97
Heat 8 of 37 Finals				
1	McKelvey, Christina J	61	PCAT	1:17.50
2	Maccurdy, Krissy	62	PCAT	1:16.59
3	Wolff, Melinda S	62	1776	1:15.85
4	Morrison, Lynn	60	PCAT	1:13.59
5	Davis, Charlotte M	64	PSM	1:12.00
6	Jaunzeme, Andra	62	SDSM	1:13.00
7	Kryka, Nancy	60	SYSM	1:15.23
8	Rosener, Karen K	61	CMS	1:16.35
9	Taylor, Barbara G	60	YCMS	1:17.38
10	Woolslayer, Jeannie L	61	STAR	1:20.00
Heat 9 of 37 Finals				
2	Sabo, Shawn E	55	AGM	1:59.00
3	Craggett, Jacque L	59	RAM	1:42.00
4	Delanois, Barbara	59	IM	1:36.09
5	Kuipers, Kathy S	58	RAM	1:33.32
6	Goulding, Kathy J	56	AGM	1:36.05
7	Schueckler, Leslie	59	BUMS	1:40.00
8	Welch, Aida M	55	WIND	1:50.00
9	Hart, Peggy	55	FCST	2:30.00
Heat 10 of 37 Finals				
1	Torvik Ragan, Randeem S	59	TTEX	1:26.01
2	Husty, Sandra E	55	CTS	1:21.75
3	Winck, Patty K	59	UC16	1:21.65
4	Graber, Mary Kay M	59	IM	1:21.40
5	Jaeger, Dawn	58	PSM	1:18.30
6	Gilmore, Cindy	59	UTAH	1:20.42
7	Keisling, Christine M	58	SVY	1:21.57
8	Klimko, Sue M	55	DAMM	1:21.66
9	Selby, Margie H	56	OLD	1:26.00
10	Marshfield, Ann K	56	O*H*	1:28.58
Heat 11 of 37 Finals				
1	Lippold, Mary B	59	PSM	1:17.77
2	Goodwin, Kim E	57	NEM	1:15.10
3	Ganze, Cathy	57	SDSM	1:14.35
4	Hughes, Mary L	56	TXLA	1:11.00
5	Granger, Traci S	57	LAPS	1:08.00
6	Wenzel, Chris	55	SFTL	1:09.17
7	Brightwell, Kim M	55	RMST	1:11.19
8	Kirkpatrick, Laura A	55	YCFM	1:14.90
9	De Groot-Hedlin, Catherine I	55	WIND	1:16.97
10	Cooley, Catherine L	57	PSM	1:18.00
Heat 12 of 37 Finals				
3	Robison, Holly F	52	HCMG	1:33.85
4	Landeck, Carin H	54	FCST	1:31.47
5	Leusing Canales, Katherine A	53	AAAA	1:26.76
6	Mauer, Julie D	52	KM	1:30.00
7	Lavelle, Kyrstin	50	CAQM	1:33.60

Heat 13 of 37 Finals

1	McCullagh, Mary K	51	NCMS	1:21.90
2	Rivas, Suzanne	52	MOST	1:21.32
3	Apple, Holly S	50	KATS	1:20.71
4	Peterson, Susan M	52	CTS	1:19.77
5	Ivey, Pamela A	53	LVM	1:19.42
6	Thayer, Marieke	53	SDSM	1:19.48
7	Cutting, Shannon E	51	ADMS	1:20.11
8	Miller, Lori S	51	FCST	1:21.00
9	Kurtz, Helen	54	MMAC	1:21.41
10	Morse, Celia B	54	NASH	1:23.53
Heat 14 of 37 Finals				
1	Hagadorn, Heather	50	CMS	1:18.81
2	Cort, Hayley E	53	AGUA	1:18.47
3	Roose, Lynn R	51	IM	1:17.60
4	Scanlan, Susan	51	IM	1:17.01
5	Sprague, Mary Ann	52	UC21	1:16.12
6	Stokes, Karin E	54	NEM	1:16.22
7	Casey, Joan M	50	HOPK	1:17.43
8	Cuda, Suzanne E	54	MOST	1:17.72
9	Eakle, Julie O	54	MOST	1:18.57
10	Stephenson, Sallly H	53	UC18	1:19.25
Heat 15 of 37 Finals				
1	Dodd, Dina	51	NSA	1:15.40
2	Miller, Patricia M	54	VMST	1:14.83
3	Jensen, Sue	54	NEM	1:14.00
4	Considine-Miller, Ellen A	51	WMST	1:12.88
5	Ridall, Cheryl L	52	WHAC	1:12.50
6	Voss, Julie E	51	PSM	1:12.65
7	Heuer, Brigitte	54	RAM	1:13.22
8	Campbell, Ellen A	52	CMS	1:14.60
9	Phillips, Krissy	52	PBM	1:15.23
10	Garnier, Kathy L	54	CMS	1:16.10
Heat 16 of 37 Finals				
1	Sterzer, Robin S	50	QSS	1:11.62
2	Irish Bostic, Linda	51	PBM	1:11.06
3	Cleavenger, Becky	51	CVMM	1:10.29
4	Matherne, Susan K	53	RICE	1:10.00
5	Ward, Lisa A	51	WCM	1:06.15
6	Crouch, Kim	53	PSM	1:06.92
7	Bunch, Brigid J	51	ARIZ	1:10.18
8	Kupan, Cheryl A	50	SPM	1:10.44
9	Henderson, Kristin W	54	FAST	1:11.07
10	Groselle, Laura L	54	SYSM	1:12.00

Heat 17 of 37 Finals

2	Greene, Dana M	46	UC13	1:44.32
3	Dickey, Christa P	48	NCMS	1:35.00
4	Morris, Michelle G	45	UC43	1:31.60
5	Rivera, Joan Marie C	45	LAKE	1:33.37
6	Dawson, Gina	46	MOST	1:36.00
7	Porter, Yolanda	49	UC43	2:41.20
8	Porter, Amy M	39	MOST	1:17.90
9	Bowe, Pamela	39	LVM	1:48.00

2015 USMS Spring National Championships, Sanction #: 435-S001

National Aquatic Center & Northside Natatorium

Meet Program - Saturday, April 25, 2015

Heat 18 of 37 Finals

1	Hecimovich, Beth A	49 NCMS	1:28.00
2	Karkoviata, Leonie	45 SWYM	1:22.77
3	Denison, Lisa D	46 TTEX	1:20.45
4	Gomez, MariaLuisa	47 MOST	1:20.00
5	Tompkins, Robin G	46 SWYM	1:18.74
6	Nates, Kristin	48 WMST	1:19.29
7	White, Pamela E	46 RAM	1:20.32
8	Borton, Joan	45 ROSE	1:21.29
9	Koenig, Karen S	49 NAM	1:25.12
10	Flynn, Christi	46 PSM	1:31.05

Heat 19 of 37 Finals

1	Gulley, Amy	46 DASC	1:18.20
2	Schwartz, Jodi	47 SPM	1:16.89
3	Macias, Cristina	49 RGSC	1:16.20
4	Van Loben Sels, Lisa	46 PSM	1:15.90
5	Turner, Kristen M	45 WHAC	1:14.75
6	Hodgert, Donna M	47 VMST	1:14.87
7	Buzzelli, Tara A	46 RAY	1:15.90
8	Conner, Mary M	48 WCM	1:16.41
9	Keith, Lisa	45 PSM	1:17.48
10	Barnings, Mandy	45 MM	1:18.30

Heat 20 of 37 Finals

1	Meredith, Sara L	46 NCMS	1:14.01
2	Polhill, Laura M	49 WM	1:12.78
3	LeClair, Dale A	45 SPM	1:11.00
4	Henry, Anita A	47 TXLA	1:10.10
5	Jurey, Mary K	48 TXLA	1:08.64
6	Gass, Melissa	47 NCMS	1:09.53
7	Gardner, Nicole	45 SNM	1:10.97
8	Weiderman, Jennifer	48 CVMM	1:11.90
9	Rhodes, JerrieLynn	47 NCMS	1:13.52
10	Tullbane, Lisa R	47 FAST	1:14.50

Heat 21 of 37 Finals

1	Cleven, Detra R	46 KAC	1:08.15
2	Seavall, Kelly J	46 CMS	1:06.80
3	Goodale, Rainy M	45 NEM	1:06.45
4	Eldridge, Beth	45 MOVY	1:04.83
5	Willeboordse, Fall	49 BCTM	1:02.21
6	Gary, Kristin J	47 NYAC	1:03.43
7	Welting, Laureen K	49 TOC	1:05.94
8	Rapuano, Lisa O	49 EST	1:06.59
9	Jacobson, Kendal R	49 TXLA	1:07.49
10	Reiss, Natasha	45 WIND	1:08.35

Heat 22 of 37 Finals

1	Estrada, Irene L	40 MOST	2:30.00
2	Espinosa, Allison	43 MOST	1:46.00
3	Bennett, Anne H	40 AQTJ	1:24.00
4	Marvin, Linda L	41 INDY	1:17.06
5	Ihrke, Amber	44 IM	1:14.50
6	Carter, Eddie C	44 NCMS	1:15.19
7	Graydon, Carlye	44 MACA	1:22.09
8	Whitehead, Shannon	42 TTEX	1:24.83
9	Richardson, Billie C	44 MTMS	1:50.00
10	Kerley, April D	36 ANBM	1:17.61

Heat 23 (#22 Women 100 Yard IM)

1	Reeves, Birgit	42 UC17	1:13.74
2	Haberstich, Carrie	43 IM	1:12.88
3	Norman, Adina	43 TULS	1:11.71
4	Bellin, Melissa	42 MOST	1:10.49
5	Reece, Margaret E	43 CHIC	1:09.74
6	Natkin, Heidi	41 AWJ	1:10.28
7	Kramer, Stephanie	40 NOVA	1:10.71
8	Segerson, Karen E	40 PSM	1:12.02
9	Hughes, Megan	41 ISMT	1:12.95
10	Moss, Bonnie M	43 SNM	1:14.00

Heat 24 of 37 Finals

1	Burke, Ann	41 UC25	1:08.99
2	Plotz-Saribalas, Amy M	42 NAM	1:07.34
3	Bigham, Beth	44 DRMS	1:05.69
4	Moorhead, Amy J	43 PSM	1:05.53
5	Overton, Ellinora J	40 WHAC	1:01.65
6	Decker, Teddy S	42 CAQM	1:04.92
7	Townes, Maureen M	40 NCMS	1:05.56
8	Coskey, Julie	41 MOB	1:06.12
9	Berry, Laura	41 RIDG	1:08.79
10	Stuart, Julie	41 TNAQ	1:09.60

Heat 25 of 37 Finals

1	Sullivan, Shannon D	39 1693	1:15.02
2	Baudis, Christina	38 NEM	1:14.77
3	Ruppel, Laura M	39 CMS	1:11.92
4	Reeves, Tessa L	36 OREG	1:11.18
5	Quattropani, LeeAnne	36 MTMS	1:10.18
6	Crusco, Kysa M	39 NEM	1:10.82
7	Wenglar, Cathy M	38 NITR	1:11.78
8	Curtis, Christy	35 ROSE	1:12.27
9	Germano, Lindsay M	35 WMST	1:14.82
10	Reyes, Claire	38 UC26	1:15.63

Heat 26 of 37 Finals

1	Keeler, Susan E	36 WCM	1:06.96
2	Moro, Erin C	36 PALM	1:06.01
3	Downing, Jennifer	36 NEM	1:05.64
4	Richards, Ericka L	37 SRM	1:01.97
5	Lewis, Cynthia J	39 WIND	58.97
6	Brooks Crozier, Jennifer	38 CONN	1:01.37
7	Dowgiert, Angela	35 NEM	1:03.37
8	Skinner, Sonja	38 OREG	1:05.78
9	Whitney, Ashley A	35 NASH	1:06.90
10	Seidler, Mindy E	35 WMAC	1:09.49

Heat 27 of 37 Finals

1	Paquette, Carly G	28 ROSE	1:29.18
2	Colella, Mariel	29 FINS	1:18.33
3	Cooper, Jessica N	28 GAJA	1:16.02
4	Clark, Hannah	27 WM	1:15.03
5	Bukowy, Hannah M	26 OREG	1:15.00
6	Stengel, Julia P	29 ROSE	1:15.53
7	Mabie, Lisa	26 DASC	1:18.00
8	Counts, Nyssa R	27 AAAA	1:20.51
9	Clancy, Kathleen E	32 RAM	2:00.00
10	Henricksen, Erin A	31 JAM	2:00.56

Heat 28 of 37 Finals

1	Ellis, Jo	31 NTEX	1:19.73
2	Andrus, Megan M	33 LVM	1:13.55
3	Snook, Meredith L	33 TPIT	1:13.00
4	Cush, Rachel	30 MICH	1:12.00
5	Lanette, Carolann L	31 TXLA	1:11.31
6	Sanders, Gretchen M	34 TXLA	1:12.00
7	Lucas, Andrea B	34 ROSE	1:12.23
8	Moeller, Jennifer	32 WMAC	1:13.15
9	Fitzhugh, Katy M	32 TXLA	1:13.59
10	Fischer, Christine	34 CMS	1:20.57

Heat 29 of 37 Finals

1	Chozick, Kristen L	34 UC43	1:10.00
2	Wais, Tracy	34 IM	1:08.85
3	Jakubchak, Lindsey N	32 ALEX	1:08.50
4	Vandam, Kathryn E	30 HOPK	1:06.84
5	Schneider, Lindsey W	33 NAM	1:05.50
6	Vorrasi, Catherine M	32 ARIZ	1:05.59
7	Ebert, Nicole D	31 WMST	1:08.02
8	Bradley, Blaire C	30 MOST	1:08.60
9	Ferries, Jenny	33 PSM	1:09.62
10	Shipp, Rachel V	32 TOC	1:10.34

Heat 30 of 37 Finals

1	Melsen, Krisie M	34 HOPK	1:04.29
2	Hibbard, Kate	30 LVM	1:03.50
3	Lloyd, Allison	34 IM	1:02.99
4	Linke, Lyndsey M	34 CMS	1:01.20
5	Hernandez, Sarah M	30 DAM	58.28
6	Carlson, Megan M	31 INDY	1:01.19
7	Watanabe, Naoko	32 TOC	1:02.81
8	Grover, Mollie K	34 TERR	1:03.28
9	Erickson, Lauren	30 VSM	1:03.70
10	Wilkins, Jillian A	34 YCFM	1:05.01

Heat 31 of 37 Finals

1	Bott, Nicole	29 AAAA	1:12.00
2	Colavito, Shannon J	27 LVM	1:10.00
3	Reichel, Luciana E	26 WMAC	1:09.50
4	Young, Katie	25 MINN	1:08.80
5	Hdez, Gabriella	28 TOC	1:07.57
6	Mason, Jes	29 NTEX	1:07.62
7	Pisano, CJ	28 PBM	1:09.47
8	Sciacca, Krysten M	27 BCTM	1:09.64
9	Keen, Lindsay	28 UC15	1:10.47
10	Lewinski, Katie	25 UC25	1:14.85

Heat 32 of 37 Finals

1	Andrew, Becca	26 TXLA	1:07.45
2	Webb, Amy K	28 AWJ	1:07.09
3	Garbo, Rachel	25 MICH	1:06.20
4	Kliwer, Allison	26 TXLA	1:05.50
5	Davidoff, Cara	29 TOC	1:03.00
6	Walgamott, Annie	26 TMAT	1:04.28
7	Terrell, Stephanie L	26 SFTL	1:05.55
8	Abrams, Stacy A	27 TXLA	1:06.97
9	Fuchs, Lauren	28 L4S	1:07.22
10	White-Olson, Steff L	29 HOPK	1:07.47

2015 USMS Spring National Championships, Sanction #: 435-S001
National Aquatic Center & Northside Natatorium
Meet Program - Saturday, April 25, 2015

Heat 33 of 37 Finals

1	McGraw, Kathleen E	28 TOC	1:01.99
2	Stacy, Jessica	25 OREG	1:00.99
3	Grevers, Annie	27 ARIZ	1:00.19
4	Raatz, Katherine	26 TOC	59.17
5	Clapp, Marissa L	27 RICE	59.00
6	Sims, Amanda M	26 OAM	59.00
7	Houston, Katy	27 TOC	59.60
8	Schauwecker, Jessica L	25 FAST	1:00.88
9	Melo, Florencia	25 SFTL	1:01.77
10	Vlashchenko, Maria A	29 UC13	1:02.40

Heat 34 of 37 Finals

1	Dugan, Kylie	19 CWST	1:34.68
2	Monsen, Emily	19 PSM	1:25.00
3	Monsen, Allie	19 PSM	1:20.00
4	Thomas, Brittany	24 MOST	1:17.51
5	Barnick, Angela	20 PSM	1:11.59
6	Thomas, Melissa	18 MOST	1:14.54
7	Baber, Caroline	18 PSM	1:19.68
8	Callahan, Danna	23 DAMM	1:20.50
9	Seibert, Carol A	24 WIND	1:30.35

Heat 35 of 37 Finals

1	Perkins, Tajia	19 TMAT	1:11.22
2	Prange, Cara	20 PSM	1:10.86
3	Shedlosky, Anne M	19 TXLA	1:10.75
4	Choat, Lindy	23 TXST	1:10.23
5	Jones, Erin T	18 DUCK	1:10.00
6	Griffin, Madeleine L	19 DUCK	1:10.00
7	Wagner, Catherine	22 RGSC	1:10.49
8	Lemke, Savannah	22 CWST	1:10.80
9	Knight, Heather K	19 AAAA	1:10.87
10	Akins, Erin	20 TXST	1:11.52

Heat 36 of 37 Finals

1	Paasch, Carissa A	23 WMAC	1:09.43
2	Hilbun, Cassie	19 TXST	1:08.99
3	MacClain, Dakota D	24 LMAO	1:08.50
4	Cooke, Kelsey	22 TXLA	1:07.56
5	Reeves, Katherine W	24 TOC	1:07.00
6	Munson, Vicki	22 TXST	1:07.52
7	Collins, Emily	19 DUCK	1:08.00
8	Duin, Morgan C	22 MOST	1:08.55
9	Miller, Sarah E	21 FCST	1:09.00
10	Sundberg, Melissa A	24 CMS	1:09.63

Heat 37 of 37 Finals

1	Kolodgie, Kaia M	20 ROSE	1:06.85
2	Miller, Lindsay	22 DUCK	1:05.21
3	Polhill, Ali C	22 WM	1:04.15
4	Halberstadt, Lexie	23 DKTA	1:01.71
5	Bicek, Adrienne L	24 IM	1:00.64
6	Senko, Anna K	22 TOC	1:01.50
7	Murphy, Kathryn T	22 TOC	1:01.75
8	Olson, Christine A	24 TOC	1:04.64
9	Adams, Laura D	23 ROSE	1:06.46
10	Perez, Esmeralda	20 WMAC	1:07.00

2015 USMS Spring National Championships, Sanction #: 435-S001

National Aquatic Center & Northside Natatorium

Psych Sheet - Saturday, April 25, 2015

#23 Men 200 Yard Backstroke											
Name	Age	Club	Seed Time	Name	Age	Club	Seed Time	Name	Age	Club	Seed Time
18-24				6 Jimenez, Ignacio	49	CMS	2:06.00	5 Childers, David W	60	RICE	2:42.83
1 Perez, Ricky	18	WMAC	1:51.00	7 Sundahl, Philip J	49	WMST	2:06.68	6 Stretch, James J	63	PSM	2:49.48
2 Offutt, Bryan T	23	TOC	1:55.89	8 Lee, Lawrence B	46	NCMS	2:07.75	7 Wellinghoff, Stephen T	64	AAAA	2:58.00
3 Trowbridge, Nicholas R	23	TOC	1:57.00	9 Clarke, Dick	46	IM	2:08.80	8 Umholtz, Ken	63	OJAI	3:01.99
4 Jezek, Jacob J	21	LVM	1:57.17	10 Faria, Jose J	49	GSM	2:10.04	9 Brown, Paul P	64	ELG	3:58.30
5 Charriez, Greg	23	RICE	2:00.00	11 Parker, Greg	45	ROSE	2:12.41	65-69			
6 Grinalds, Andrew B	23	TOC	2:05.00	12 Sullivan, Scot A	48	OREG	2:14.50	1 Kirkland, Dan L	66	UC36	2:23.16
7 Birnrich, Hayden	22	NAM	2:15.00	13 Borton, Dan	47	ROSE	2:18.09	2 Bell, Alan	65	PSM	2:25.83
8 Huseby, Nick	20	DKTA	2:15.49	14 Bellino, Todd	47	TXLA	2:20.70	3 Heck, Steven V	65	MOST	2:28.82
9 Lucy, Levi	18	DKTA	2:18.57	15 Oyler, Paul F	49	UC11	2:21.00	4 Brzezinski, Jay	68	PALM	2:37.00
10 Hampson, Brett D	24	IMSC	2:20.00	16 Savage, Steve	48	PALM	2:21.04	5 Warner, Frank	66	PSM	2:42.50
25-29				17 Lewis, Mike J	49	WIND	2:21.70	6 Lawrie, Jim	68	SNM	2:50.00
1 Frank, Simon	25	TW	1:48.90	18 Daugherty, Gordon	49	UC43	2:33.92	7 Willis, Gregory B	66	LAPS	2:50.38
2 Newell, Rob H	25	TOC	1:52.00	50-54				8 Shaffer, Craig A	68	ARIZ	2:53.25
3 Alban, Doug M	28	EST	2:04.00	1 Tuchler, Jim	50	IM	2:01.00	9 Farmer, Michael W	67	ROSE	3:22.64
4 Nemick, Gregory W	27	CMS	2:10.53	2 Rasmussen, Anders M	51	TXLA	2:03.21	10 Osborne, Oz	69	ELG	3:24.51
5 Taylor, Tim	28	ALEX	2:12.90	3 Morris, Richard L	51	NAM	2:05.65	11 Weiner, H R	65	WMAC	4:30.00
6 Kim, Gene B	28	ROSE	2:29.01	4 Fischer, Niel E	50	CHIC	2:09.98	70-74			
30-34				5 Segarra, Rafael G	51	AQAX	2:10.20	1 Burns, Richard	71	TAM	2:26.50
1 Bradley, Edward (Ted) J	31	SPM	1:55.41	6 Power, Scott	52	UC14	2:12.50	2 Welty, Bob	70	DAMM	2:44.50
2 Shiosaki, Daniel T	30	TOC	2:02.00	7 Haynie, Carl	54	PSM	2:14.00	3 Raffaelli, Larry L	72	VCM	2:55.00
3 Grisham, Kyle J	31	SAWS	2:04.69	8 Birnrich, Chris L	51	NAM	2:16.00	4 Carey, George L	72	UC33	3:05.84
4 Roper, Matthew D	34	DAM	2:07.22	9 Werlinich, Greg S	50	BDGR	2:16.86	5 Klumb, George R	70	IM	3:08.15
35-39				10 Melanson, Edward	52	CMS	2:17.51	6 Thatcher, Sandy G	71	PCAT	3:28.15
1 Gray, Trevor O	39	CWST	1:54.80	11 Fischer, James S	51	WMAC	2:20.00	7 Smith, Dave	70	ELG	3:29.95
2 Scalise, Erik L	37	SNM	1:56.14	12 Czerwinski, Robert	51	DAMM	2:20.10	8 Wood, Craig A	74	ETEX	3:35.00
3 Andrews, Nathan R	39	NIAG	2:08.59	13 Grisa, Thomas M	53	WMAC	2:21.82	9 Hamilton, Raymond H	71	AKMS	3:37.49
4 Reader, Paul	39	IM	2:10.00	14 Meier, Eric	50	MELO	2:22.00	75-79			
5 Percival, Scott A	35	MOST	2:12.34	15 Mc Ginley, Patrick B	51	ROSE	2:22.58	1 Gallagher, Drury J	76	NYAC	2:55.00
6 Chilton, James A	39	PALM	2:13.01	16 Parks, Byron T	52	SNM	2:25.50	2 Wolfe, Artie	75	TAOS	2:56.42
7 Kim, Steve	38	ROSE	2:18.03	17 Perkins, Robert M	52	SWYM	2:26.01	3 Ackerman, Owen	77	IM	3:15.00
8 Godor, Frank	36	SWM	2:20.00	18 Pegues, Lex	54	ELG	2:26.20	4 Oakes, David W	75	SYSM	3:15.44
9 Ahlgren, Kyle R	39	1693	2:38.47	19 Campbell, Chris	54	MVM	2:42.36	5 Peterson, Dick A	78	PSM	3:16.30
40-44				55-59				6 Bledsoe, Dennis R	76	WCM	3:20.50
1 Mc Kay, Matthew G	43	TOC	1:59.50	1 Barton, Tom	58	PCAT	2:03.14	7 Thayer, George D	79	OREG	3:32.15
2 Pecht, Ben T	40	VCM	2:01.76	2 Shake, Scott D	57	ARIZ	2:08.48	8 Glanz, Hershel P	76	WMST	3:37.24
3 Alley, David W	40	TXLA	2:02.30	3 Petersen, Craig	55	CMS	2:08.50	9 Learmonth, William R	75	O*H*	3:38.71
4 Dreitzler, Todd M	44	PSCM	2:03.00	4 Klein, Jonathan E	57	NCMS	2:09.79	10 Zollner, Max E	76	FCST	3:40.10
5 Lane, Will H	44	AAAA	2:05.50	5 Sauer, Jim	58	TXLA	2:10.00	80-84			
6 Mullins, Dennis J	41	MTSC	2:06.70	6 Stephenson, Dan	58	ROSE	2:11.74	1 Good, Larry A	81	SLAM	3:12.47
7 Erdem, Burak	41	NCMS	2:07.60	7 Tallman, Karl G	56	CRUZ	2:12.30	2 Raiborn, Louis M	83	MOST	3:58.23
8 O'Mara, Timothy J	43	SNM	2:08.00	8 Morales, John R	57	SRM	2:15.44	3 Beach, Robert E	84	SPM	3:59.83
9 Lehr, Gunner F	42	NAM	2:08.74	9 Weir, D Scott	57	CMS	2:15.50	4 Yates, Roger	80	RIDG	4:00.00
10 Nance, Chad A	42	NAM	2:08.75	10 Davis, Thomas W	57	ROSE	2:18.50	5 Conkey, Jim	83	SNM	4:18.06
11 Secor, Don	40	IM	2:09.00	11 Welchlin, Bob	58	MOVY	2:19.90	85-89			
12 Van Dyne, Steve	44	LTMN	2:14.78	12 Cutting, Steve	57	TVM	2:20.18	1 Gray, Joe E	85	MOST	4:12.27
13 Hatch, Eric	40	CMS	2:18.58	13 Nelson, Kurt D	55	CMS	2:20.56	90-94			
14 Lysenko, Andrii V	42	NOST	2:20.00	14 Nixon, John L	59	SPM	2:22.22	1 Ouchakof, Vladimir I	91	CONN	9:00.00
15 Vocke, Joe	44	NAM	2:20.28	15 Archer, Branch T	55	TXLA	2:22.79	#24 Women 200 Yard Backstroke			
16 Muir, Scott	41	DAM	2:20.58	16 Slowey, Michael J	57	PALM	2:24.06	Name Age Club Seed Time			
17 Stokes, William T	41	RICE	2:23.00	17 Rogers, Randy	56	PSM	2:25.27	18-24			
45-49				18 Hendrick, Marty	57	SFTL	2:27.80	1 Senko, Anna K	22	TOC	2:02.70
1 Ross, Michael S	47	MESC	1:58.00	19 Kenny, Daniel B	57	SMM	2:29.74	2 Bates, Elissa G	24	TULS	2:16.23
2 Dickson, Kurt F	47	ARIZ	2:01.90	20 Sikora, Rod	55	DAMM	2:30.00	3 Brink, Opal E	20	QMST	2:19.63
3 Tripps, Scott P	45	HOPK	2:02.02	21 Goodlin, Tom	55	PSM	2:59.00	4 MacClain, Dakota D	24	LMAO	2:26.62
4 Carroll, Stewart A	45	RAM	2:02.07	60-64				5 Sundberg, Melissa A	24	CMS	2:30.00
5 Nygren, Mats O	48	PSM	2:04.00	1 Perout, Jeffrey J	62	SYSM	2:18.00	6 Lemke, Savannah	22	CWST	2:38.00
				2 Burns, Bill H	61	TXLA	2:32.60	7 Moerdyk, Kristen M	21	CWST	3:00.00
				3 Krauser, Larry B	61	HMS	2:33.04	8 Baldwin, Tricia A	24	SKY	3:45.11
				4 Tveitmoe, Robert N	62	CMS	2:36.82				

2015 USMS Spring National Championships, Sanction #: 435-S001

National Aquatic Center & Northside Natatorium

Psych Sheet - Saturday, April 25, 2015

25-29...(#24 Women 200 Yard Backstroke)			5 Tate, Holly	47 TMTAT	2:26.87	16 Moritz, Sharon E	55 UC21	2:53.70
1 Hale, Alicia	26 TW	2:05.36	6 Moffett, Erica L	45 SFTL	2:27.34	17 McNamara, Kathleen A	55 USF	2:55.06
2 O'Donnell-McCarthy, Fiona	28 TOC	2:08.02	7 Dooley, Katy	48 TXLA	2:27.59	18 Murray, Huddie M	58 AQTX	3:00.00
3 Looney, Jessica	26 NEM	2:15.00	8 McPherson, Chris A	47 NASH	2:30.92	19 Kirkpatrick, Laura A	55 YCFM	3:00.00
4 Parker, Emily S	29 SDSM	2:19.54	9 McGill, Jana	46 OREG	2:31.70	20 Corliss, Linda L	55 NMMS	3:03.60
5 Michota, Stase E	25 SPM	2:20.00	10 Le Febre, Karen J	47 SNM	2:32.60	21 Torvik Ragan, Randeem S	59 TTEX	3:06.31
6 Wilson, Alana N	28 WMST	2:22.41	11 Richardson, Kim G	46 CMS	2:36.27	22 Johnson, Jill	59 SLAM	3:13.89
7 Schrapfner, Bridgette	29 MM	2:23.01	12 Daves, Carole	47 NITR	2:36.75	23 Delanois, Barbara	59 IM	3:20.48
8 Garbo, Rachel	25 MICH	2:24.17	13 Hall, Julie A	46 WMAC	2:36.99	24 Rust, Amy	55 PSM	3:50.00
9 Koran, Mary Ellen I	27 VSM	2:26.68	14 Pasterczyk, Christine	48 NEM	2:39.46	60-64		
10 Murray, Lesley C	26 TXLA	2:29.37	15 Ruppe, Mary D	45 RICE	2:40.00	1 Summers, Jeanna	61 OREG	2:53.00
11 Capizzi, Stefanie	28 ROSE	2:30.33	16 Rhodes, JerriLynn	47 NCMS	2:40.03	2 Tourtual, Dorothy M	63 BUMS	2:53.45
12 Dell, M Christine	27 LTAZ	2:30.42	17 Goldsmith, Dara	48 LVM	2:40.22	3 Lyman, Carolyn B	64 JCC	2:55.41
13 Braniecki, Ashley L	29 O*H*	2:32.21	18 Buzzelli, Tara A	46 RAY	2:40.27	4 Dougherty, Mindy M	62 MVN	3:00.00
14 Egan, Caroline M	29 FCST	2:37.81	19 Sinitz, Cheryl	46 WMAC	2:41.58	5 Smith, Paula J	60 AKMS	3:09.89
15 Colavito, Shannon J	27 LVM	2:41.00	20 Wolff, Celia	49 NCMS	2:46.03	6 Wright, Jill M	64 SAWS	3:11.67
16 Crain, Katherine	25 CTS	2:50.63	21 Nelson, Sheila	46 SRM	2:48.27	7 Surdoval, Nancy	61 ARIZ	3:12.51
30-34			22 Hubbard, Cheryl B	47 SWYM	2:56.71	8 Sarovich, Sheila W	61 IM	3:14.00
1 Watanabe, Naoko	32 TOC	2:10.33	23 Giles-Ott, Ruth	46 IM	3:00.24	9 Hair, Margaret	60 LCNM	3:15.60
2 Grover, Mollie K	34 TERR	2:12.09	24 Tompkins, Rebecca R	49 MOST	3:07.00	10 Goldfarb, Amy	60 RGSC	3:35.00
3 Quinnell, Jodi A	32 CMS	2:19.86	50-54			65-69		
4 Corporon, Nicole L	30 CON	2:22.63	1 Schriger, Joan A	50 TOC	2:18.92	1 McCloskey, Cecilia D	65 1776	2:34.30
5 Risinger, Vicki B	31 WMST	2:26.79	2 Ward, Lisa A	51 WCM	2:19.77	2 Preissler, Stella	66 PSM	2:52.29
6 Van Horn, Alaina L	34 LAS	2:32.22	3 Petersen, Charlotte	50 SPM	2:24.99	3 Clarkson, Tracy L	65 1776	3:04.00
7 Kelly, Kaymee	30 BUMS	2:32.59	4 Klestinec, Robin L	53 NAM	2:25.06	4 Jones, Cynthia L	65 IM	3:07.58
8 DeLalla, Laurie B	33 CRUZ	2:35.15	5 Bailey, Monica M	54 DAMM	2:25.50	5 Walsh Beilman, Stephanie	65 1776	3:17.41
9 King, Rebecca L	34 SMS	2:35.30	6 Bunch, Brigid J	51 ARIZ	2:27.81	6 Burfeind, Betty	68 IM	3:18.05
10 Wolf, Jenny	32 NEM	2:37.52	7 Sappey, Collette H	50 CMS	2:29.91	7 Rousseau, Sandi	67 OREG	3:20.00
11 Payne, Kristin	34 IMSC	2:44.44	8 Najjar, Ellie S	53 CMS	2:31.60	8 Casey, Kathrine J	66 PSM	3:20.56
12 Ricker, Jessie	30 NEM	2:50.00	9 Smart, Denise L	52 TULS	2:33.50	9 Young, Lydia L	66 CMS	3:25.13
35-39			10 Vanderpoel, Nicole L	50 CMS	2:33.78	10 Dusenbury, Lynn M	66 MOST	4:24.76
1 Mihalik, Jennifer	36 AMS	2:04.88	11 Perry, Rebecca R	50 MAM	2:34.58	11 Marcantonio, Marcia E	65 MOST	4:30.00
2 Carlson, Jennifer M	35 RMST	2:22.13	12 Howard, Amy	50 QMST	2:35.12	12 Seidler, Jeanne E	68 WMAC	5:19.66
3 Suarez, Gabriela M	35 STFF	2:32.91	13 Nelson, Judy A	54 CMS	2:36.96	70-74		
4 Yocum, Kari	37 PALM	2:33.10	14 Hacker, Sara	50 IM	2:40.70	1 Pohlmann, Mary M	70 SLAM	3:08.07
5 Sullivan, Shannon D	39 1693	2:33.40	15 Stewart, Stephanie R	51 DAMM	2:44.05	2 Marr, Jackie M	71 SDSM	3:18.80
6 Reece, Katherine F	39 CHIC	2:39.85	16 Diddams, Margaret A	53 PSM	2:47.66	3 Westergaard, Leslie M	72 DAM	3:33.61
7 Giffin, Meghan J	36 ROSE	2:52.17	17 Ashworth, Michelle P	51 LVM	2:49.53	4 Hlavacek, Ida M	72 VMST	3:46.01
8 Germano, Lindsay M	35 WMST	2:52.60	18 Tunstall, Nancy M	52 NEM	2:50.94	5 Zentgraf, Karen W	73 CMS	3:50.62
40-44			19 Apple, Holly S	50 KATS	2:52.98	6 Henry, Lorna G	74 KM	4:00.00
1 Lane, Tanya	43 AAAA	2:12.32	20 George, Constance	54 TTEX	2:53.34	7 Tyler, Sarah L	70 SNM	4:00.00
2 Plotz-Saribalas, Amy M	42 NAM	2:16.84	21 Chin, Jian	51 USF	3:03.82	8 Anziano, Marcia	70 CMS	4:00.18
3 Holland, Amy S	43 NCMS	2:19.12	22 Howe, Cynthia L	54 MOST	3:14.82	9 Getzendaner, Janet J	74 PSM	4:02.29
4 Texel, Paula M	44 SPM	2:20.19	23 Cook, Sally A	53 ROSE	3:47.32	10 Fritz, Jill D	74 ARIZ	4:03.86
5 Stewart, Ann K	44 GOLD	2:22.22	55-59			11 Marsch, Gail N	74 MOST	4:04.52
6 Beeman, Ashley C	43 CONN	2:27.81	1 Courtney, Zena H	55 PSM	2:23.65	75-79		
7 Visser, Linda	44 SPM	2:29.90	2 Brightwell, Kim M	55 RMST	2:28.23	1 Jebe, Margit H	76 T2NM	3:25.00
8 Denison, Stephanie	44 SMST	2:34.74	3 Warmuth, Stacey	58 VCM	2:29.00	2 Bayly, Helen H	78 ARIZ	5:36.66
9 Selz, Elise R	44 CFSC	2:36.74	4 Cotton Tatnall, Suzy C	55 CMS	2:29.91	80-84		
10 Towers, Martha	43 MOST	2:38.66	5 Oliver, Karen M	55 OACM	2:31.00	1 Wheatley, Diane	81 MOST	4:35.33
11 Lassen, Megan M	44 SFTL	2:38.77	6 Loux, Debbie L	56 MACA	2:31.65	85-89		
12 Porter, Jo Ann A	43 SNM	2:39.06	7 DeMere, Susan D	59 GS	2:36.00	1 Campbell, Joan K	85 FACT	4:53.53
13 Thompson, Amy W	44 TOC	2:40.00	8 Berger-Mann, Sue D	55 MICH	2:38.20	90-94		
14 Misage, Nancy	44 TXLA	2:41.59	9 O'Brien, Charlene A	58 WCM	2:39.36	1 Kornfeld, Maurine E	93 MVN	5:10.08
15 Khalil, Heidi G	44 ROSE	2:55.00	10 Larson, Linda L	59 SFTL	2:42.34			
45-49			11 Goodwin, Kim E	57 NEM	2:42.73			
1 Gary, Kristin J	47 NYAC	2:08.12	12 Brown, Denise H	55 MICH	2:43.75			
2 Stone, Stephanie	47 PCAT	2:15.00	13 Hajost, Cynthia M	55 RMST	2:46.00			
3 Ridge, Jennifer	46 HASA	2:19.78	14 Hines, Mary Anne	57 WMST	2:49.18			
4 Seavall, Kelly J	46 CMS	2:24.90	15 Kahn, Mary J	55 DAM	2:50.55			

2015 USMS Spring National Championships, Sanction #: 435-S001

National Aquatic Center & Northside Natatorium

Meet Program - Saturday, April 25, 2015

#25 Men 100 Yard Breaststroke				Heat 7 of 29 Finals			Heat 12 of 29 Finals				
Lane	Name	Age Club	Seed Time								
Heat 1 of 29 Finals				1 Swenor, Gary D 60 NSA 1:15.72			1 Sorgi, Craig 54 UC43 1:40.00				
2	Austin, Ronald	80 TULS	2:04.39	2	Heyes, Greg W	60 LAPS	1:14.00	2	Mazzei, Michael	52 MOST	1:25.00
3	Patten, Bob W	80 CMS	1:42.00	3	Walker, Rick B	64 SYSM	1:11.94	3	Grady, Seth A	50 NEM	1:19.26
4	Stolz, Hal F	80 GAJA	1:30.76	4	Hamilton, Berry	62 TXLA	1:10.26	4	Schiemann, Steven A	53 IMSC	1:18.55
5	Peter, Harold E	80 ARIZ	1:58.17	5	Colella, Rick	63 PSM	1:02.61	5	Ozun, Sabri	51 LVM	1:15.54
6	Shannon, Baker L	90 WSMC	3:41.20	6	Mann, Michael T	60 CMS	1:05.00	6	Martin, Michael P	54 1776	1:18.00
7	Rudloff, G Edward	91 TOC	2:10.00	7	Wright, Robert W	64 MOVY	1:11.00	7	Koehler, Kurt A	53 OKMS	1:18.68
8	Larson, E Ole	94 NCMS	2:58.76	8	Van Wart, Steve	61 WCM	1:12.80	8	Anderson, Brent R	53 MOST	1:19.96
9	Woods, Albert H	86 GAJA	1:58.75	9	Kelsoe, Robert	61 TNYM	1:15.50	9	Woerner, Bruce	52 ELG	1:30.88
Heat 2 of 29 Finals				10 Wein, Arthur M 64 GSM 1:20.50			10 Everett, Douglas D 51 ARIZ 2:00.00				
2	Kilbourne, Charles E	75 FACT	1:43.89	Heat 8 of 29 Finals			Heat 13 of 29 Finals				
3	Natelson, Michael	75 UC11	1:38.50	1	Lee, Jack C	57 TXLA	1:20.00	1	Mc Ginley, Patrick B	51 ROSE	1:13.01
4	McKinney, Kenneth O	76 ARIZ	1:36.00	2	Wang, Ke	58 ARIZ	1:17.53	2	Osburn, Chris	51 RIDG	1:12.17
5	Gallagher, Drury J	76 NYAC	1:30.00	3	Wagoner, Victor	58 LAPS	1:17.00	3	Boileau, Mike	53 CMS	1:12.00
6	Peterson, Dick A	78 PSM	1:30.34	4	Aumiller, Joe	57 MICH	1:16.66	4	Wall, Chris L	53 CVMM	1:11.00
7	Truong, Dominique	76 PSM	1:38.00	5	Hashem, Abdelaziz M	58 HSC	1:15.33	5	Van Dyke, Rick P	50 UC26	1:08.90
8	Marchbanks, Jerry L	79 MOST	1:41.11	6	Godoy, Francisco J	56 WMST	1:16.03	6	Ingamells, Eric R	52 MOST	1:10.48
9	Zollner, Max E	76 FCST	1:57.02	7	Woolley, Ken	56 DAMM	1:17.00	7	Lee, Howard	50 STAN	1:11.88
Heat 3 of 29 Finals				8	Pinto, Harlan A	57 MELO	1:17.41	8	Hubert, Craig	50 JAM	1:12.01
3	Oster, James F	73 MOST	4:30.00	9	Wyson, Joseph	58 LVM	1:19.54	9	Meier, Eric	50 MELO	1:12.88
4	Ferguson, Kent	73 UC25	1:44.97	10	McLinden, Stephen K	59 MOST	1:23.04	10	Sher, Jonathan D	50 PCAT	1:14.31
5	Eisenklam, Peter A	72 ARIZ	1:51.01	Heat 9 of 29 Finals			Heat 14 of 29 Finals				
6	Farmer, Craig N	65 FAST	1:28.33	1	Anderson, Robert L	59 PCCM	1:14.92	1	Miller, Brian H	53 SWYM	1:08.50
7	Lambert, Roy D	68 OREG	1:28.51	2	Lysinger, Chris S	58 COM	1:12.73	2	Aubrey, Michael	54 SFTL	1:07.60
Heat 4 of 29 Finals				3	Newhall, Daniel J	56 SPM	1:11.00	3	Golden, Larry	54 ARKM	1:07.14
1	Walker, Joseph R	73 SNM	1:37.59	4	Lenox, Mark T	57 RGSC	1:10.25	4	Fischer, Niel E	50 CHIC	1:05.94
2	Reid, Walt E	74 PSM	1:32.00	5	Dugan, Thomas W	56 WIND	1:10.00	5	Guthrie, David M	54 RICE	59.90
3	Fuenmayor, Jose	71 NASH	1:25.46	6	Naylor, Jeff G	56 NEM	1:10.09	6	Mercer, Rich	51 YCFM	1:03.39
4	Freshley, Mike R	74 ROSE	1:18.50	7	Baird, Jeff A	55 ARIZ	1:10.81	7	Loughrin, Paul D	51 GRSC	1:07.01
5	Frost, Kenneth A	70 TAM	1:13.44	8	Marsh, Russell L	59 CMS	1:12.14	8	Vargas, Daniel	54 ARIZ	1:07.35
6	Bernard, Kimball V	70 PSCM	1:16.00	9	Lamour, Didier B	58 MINN	1:14.75	9	Richey, Steven C	54 MOST	1:08.20
7	Sawyer, Dennis L	71 PSM	1:22.46	10	Graffis, Kevin H	55 SNM	1:15.21	10	Ewing, Jack	54 USF	1:08.69
8	Corris, Robert B	70 WMAC	1:26.73	Heat 10 of 29 Finals			Heat 15 of 29 Finals				
9	Pohlmann, John T	71 SLAM	1:34.41	1	Brenner, Bill	56 SYSM	1:10.00	1	Sturm, Mike	49 WMAC	1:17.00
10	Atencio, Tony E	73 WCM	1:41.04	2	Matysek, Jim	55 SYSM	1:09.50	2	Calderon, Carlos	49 WMST	1:12.30
Heat 5 of 29 Finals				3	Divjak, Zdravko	58 UC44	1:09.30	3	Mc Bride, Patrick F	45 USF	1:12.10
1	Music, Wayne	65 AAAA	1:26.32	4	Keyser, Brian	58 1776	1:09.04	4	Charpentier, Christophe	46 ROSE	1:11.90
2	Peterson, Steven B	68 PSM	1:18.60	5	Blommel, Gregory G	55 WMAC	1:09.00	5	Sinitz, John	48 WMAC	1:10.31
3	Derr, John M	65 VCM	1:18.00	6	Lindstedt, David P	59 LAPS	1:09.02	6	Parker, Greg	45 ROSE	1:10.41
4	Springer, Douglas A	68 ARIZ	1:12.20	7	Slowey, Michael J	57 PALM	1:09.10	7	Ellis, Andrew F	46 TERR	1:12.00
5	Strand, Robert	69 SAWS	1:08.00	8	Moreno, Al	56 GOLD	1:09.37	8	Paxton, Sean C	46 ROSE	1:12.17
6	Stark, Allen L	66 OREG	1:08.44	9	Holmberg, Tom	56 IM	1:09.83	9	LoCascio, Jim	45 UC14	1:14.74
7	Clemmons, Jim	65 MAM	1:15.50	10	Holland, David A	56 WMAC	1:10.00	10	Boeke, Lonny	37 WLAC	1:10.80
8	Moskovits, Alexander	66 TAM	1:18.55	Heat 11 of 29 Finals			Heat 16 of 29 Finals				
9	Krueger, P J	68 AAAA	1:25.60	1	Hoffman, Keith T	56 TXLA	1:07.03	1	Jones, Philip W	46 AGM	1:10.10
10	Lawrie, Jim	68 SNM	1:28.00	2	Allender, Patrick	56 OREG	1:06.15	2	Adamavich, Doug P	46 MMAC	1:10.00
Heat 6 of 29 Finals				3	Hamm, Michael L	57 KM	1:05.57	3	Gogulski, David H	46 NITR	1:09.12
1	Stevens, Rhoads E	61 OCMT	1:44.08	4	Scott, Greg C	55 CMS	1:04.97	4	Herrold, David H	45 TULS	1:08.96
2	Heins, Mark	62 RGSC	1:32.50	5	Dyer, Andy	56 AWJ	1:03.93	5	Lage, Terry L	47 SFTL	1:08.29
3	Fulljames, Rick C	63 LVM	1:23.08	6	Bank, Holden J	55 CMS	1:04.50	6	Jones, Kenton R	47 SDSM	1:08.82
4	Reeder, Bill D	62 PSM	1:23.30	7	Orten, Frank T	56 CMS	1:05.50	7	Steen, Peter	45 CAQM	1:08.98
5	Boyle, Michael F	63 RMST	1:42.25	8	Neville, Richard	58 FAST	1:05.58	8	Doolittle, John W	45 SPM	1:09.24
6	Landeck, Chris R	59 FCST	1:32.18	9	Smith, David M	57 CRUZ	1:06.56	9	Winter, Doug	46 PSM	1:10.01
7	Heins, Barry	58 RGSC	1:25.05	10	Von Hoffmann, Gerard	59 NOVA	1:08.50	10	Ross, Gavin A	49 SEAM	1:10.15
8	Huckabee, John	56 PSM	1:27.00								
9	Marshfield, Mark J	57 O*H*	1:47.58								

2015 USMS Spring National Championships, Sanction #: 435-S001

National Aquatic Center & Northside Natatorium

Meet Program - Saturday, April 25, 2015

Heat 17 (#25 Men 100 Yard Breaststroke)

1	Webster, Dale W	45 SDSM	1:07.93
2	Koehler, Doug J	49 CVMM	1:06.84
3	Lee, Lawrence B	46 NCMS	1:06.32
4	Petrilla, Eric A	45 SNM	1:05.67
5	Mackenroth, Jack	45 TNYA	1:04.44
6	Hamilton, Nathan	46 SNM	1:04.79
7	Connolly, James W	45 RICE	1:06.00
8	Kitzman, Scott A	45 SRM	1:06.41
9	Brundage, Patrick W	48 ARIZ	1:07.41
10	Keenan, Tim	45 NEM	1:08.04

Heat 18 of 29 Finals

1	Bass, Bill	46 WMST	1:03.16
2	Benucci, Lorenzo	47 AWJ	1:02.10
3	Wharton, Dave L	45 NAM	1:01.36
4	Solano, Abraham E	45 SKY	1:00.50
5	Granger, Nicolas	47 ROSE	58.65
6	Santos, Roque J	47 WCM	59.99
7	Heber, Scott	48 RAM	1:00.78
8	Thomas, Joe C	45 WIND	1:01.50
9	Cox, Mark	47 RAM	1:02.94
10	Grotke, Greg	46 CMS	1:04.20

Heat 19 of 29 Finals

1	Sanchez, Matias	40 AGUA	1:23.42
2	Libardoni, Mark	44 AAAA	1:14.71
3	Colburn, Christopher M	43 ABM	1:11.11
4	Benz, Paul M	44 RICE	1:10.00
5	Glass, Mark W	40 WMST	1:09.47
6	Mora, Benjamin S	40 TW	1:10.13
7	Wu, Bobby	41 WMAC	1:11.27
8	Copeland, Chris S	43 UC43	1:18.19
9	Senior, Peter J	27 AAAA	1:15.00
10	Johnson, Adam D	27 NITR	1:15.00

Heat 20 of 29 Finals

1	Grimm, Kurt	43 MOVY	1:08.25
2	Proft, David L	42 UC43	1:07.00
3	Roberts, David	43 CRUZ	1:05.41
4	Kozlowski, Mark S	40 IM	1:05.13
5	Jackson, Scott J	40 NOVA	1:04.66
6	Huggins, Dale R	42 TXLA	1:05.00
7	Dietrich, Jim	44 NOVA	1:05.35
8	Nance, Chad A	42 NAM	1:06.33
9	Weigand, TJ	42 WLAC	1:07.36
10	Broshears, Rion M	41 UC43	1:08.46

Heat 21 of 29 Finals

1	Klepchick, Paul R	40 RAM	1:02.87
2	Dill, Scott	42 WHAC	1:01.00
3	Cleveland, Jon T	44 NTEX	1:00.33
4	Bagri, Val	40 RYL	57.45
5	West, Steve	43 NOVA	55.61
6	Comings, Jeff P	41 ARIZ	56.74
7	Butcher, Rob	42 SYSM	59.29
8	Goodison, Michael R	43 TERR	1:00.99
9	Tessin, Christopher D	44 SRM	1:02.00
10	Erickson, Douglas B	43 RHMS	1:04.52

Heat 22 of 29 Finals

1	Apple, Jonathan	39 NAM	1:10.00
2	Balykov, Dmitry	39 UC06	1:09.20
3	Cedano, Noel	35 BCTM	1:06.68
4	Cotter, John R	39 PSM	1:06.65
5	Howorth, Brett	39 UC27	1:04.50
6	Williams, Rich	39 1693	1:05.32
7	Porter, C Nathan	38 MOST	1:06.66
8	Shaw, Chris G	37 RAM	1:08.00
9	Chozick, Russell	36 UC43	1:09.99
10	Barry, Shaun P	38 1776	1:10.05

Heat 23 of 29 Finals

1	Gallagher, Douglas J	39 AGUA	1:04.00
2	Stich, Darryl D	39 WMAC	1:03.09
3	Silver, Isaac M	36 FACT	1:02.68
4	Trinidad, Reuben D	35 CMS	58.00
5	Mars, Jarrod	39 COOG	56.49
6	Holden, Blake A	38 TERR	57.23
7	Hwang, Wayne	37 NOVA	1:02.00
8	Durieux, Chad A	35 ROSE	1:02.92
9	Conrad, Nathan E	38 WMAC	1:03.90
10	Armstrong, Jonathan W	39 WMST	1:04.39

Heat 24 of 29 Finals

1	Rapp, Larry J	30 SMS	1:15.40
2	Oo, Aung Sann	33 ARIZ	1:10.00
3	Keyes, Brett R	31 UC10	1:07.17
4	Wilson, Jacob N	31 WMST	1:05.89
5	Brown, Adam R	34 ELG	1:05.56
6	Swick, John T	31 ARIZ	1:06.28
7	Strahota, Jeffrey R	34 TERR	1:08.01
8	Pichardo, Jeffry	32 AQAX	1:11.15
9	Gong, Andrew	23 UC07	1:12.39
10	Garzareck, Kaleb M	22 TXST	1:12.50

Heat 25 of 29 Finals

1	Kendig, Jamie M	34 SYSM	1:02.65
2	Ecklund, Tait C	33 ROSE	1:02.34
3	Vlashchenko, Sergey	30 MPNY	59.00
4	Wells, Geoff	32 BUMS	57.17
5	Marshall, Gary N	33 TOC	56.03
6	Vanderkaay, Christian	33 MICH	56.93
7	Deery, Kyle B	30 SYSM	57.37
8	Schneider, Jeffrey	30 DKTA	1:01.00
9	Lentz, Graham M	30 TOC	1:02.50
10	Bey, Matthew D	31 NAM	1:05.50

Heat 26 of 29 Finals

1	Taylor, Tim	28 ALEX	1:11.74
2	Taylor, Jonathan B	27 TOC	1:08.70
3	Marchant, Matt M	29 UC43	1:07.55
4	Clark, Christopher J	28 UC02	1:06.58
5	Subda, Travis J	26 PACK	1:05.57
6	Kukharskyi, Sergii	26 NOST	1:06.00
7	Schapiro, Adam P	28 SWOM	1:06.99
8	DeNezzo, Nicholas A	26 UC44	1:07.60
9	Butz, Jeremy R	26 AGUA	1:10.36
10	Delavan, Timothy	27 SAWS	1:12.00

Heat 27 of 29 Finals

1	Lehmann, Karl M	29 SMS	1:05.00
2	Bezugliy, Alexander	29 UC06	1:03.50
3	Simoni, Evan V	25 TOC	59.87
4	Ferrif, Nick L	26 TOC	58.00
5	Titus, Marcus	28 ARIZ	51.96
6	Gans, Egan	29 TOC	57.50
7	Leopold, Jonathan C	25 TOC	58.00
8	Belton, Andrew	28 MOST	1:02.94
9	Baxter, Kyle E	28 PCAT	1:03.69
10	Ganiyev, Doston	27 CMS	1:05.14

Heat 28 of 29 Finals

1	Smythe, Conor H	20 DUCK	1:08.95
2	Losch, Nathan	23 FAST	1:07.00
3	Cormican, Zachary	24 DKTA	1:04.86
4	Villanueva, Isai A	20 TW	1:03.32
5	Anderson, Thomas	20 TXST	1:02.99
6	Grinalds, Andrew B	23 TOC	1:03.00
7	Garcia, Mikey	22 LIEM	1:04.46
8	Jones, Jonathan D	18 MOST	1:06.63
9	Trevino, Sergio	19 TW	1:07.18
10	Olden, Jaegger	22 CWST	1:10.35

Heat 29 of 29 Finals

1	Pehrson, Josh S	18 PSM	1:00.65
2	Whinnery, Typ	23 UC27	59.50
3	Polhill, Drew	24 WM	59.16
4	Rowan, Samuel N	23 TOC	58.44
5	Babcock, Colin B	22 TOC	56.48
6	Koon, Nolan	24 TOC	57.00
7	Ferguson, Kevin	24 TOC	58.85
8	Materniak, Eric R	23 DRMS	59.29
9	Johnson, Crosby E	23 RICE	1:00.00
10	Mccloskey, Patrick R	24 MOST	1:02.74

2015 USMS Spring National Championships, Sanction #: 435-S001

National Aquatic Center & Northside Natatorium

Meet Program - Saturday, April 25, 2015

#26 Women 100 Yard Breaststroke				Heat 6 (#26 Women 100 Yard Breaststroke)				Heat 11 of 25 Finals						
Lane	Name	Age	Club	Seed	Time									
Heat 1 of 25 Finals				Heat 7 of 25 Finals				Heat 12 of 25 Finals						
2	Arnold, Patricia F	76	SMS	2:07.31	1	Smith, Paula J	60	AKMS	1:34.52	1	Delmage, Arlene	52	OREG	1:29.28
3	Burke, Dorothy A	75	ARKM	1:55.00	2	Steil, Tamara R	60	MICH	1:27.45	2	Russello, Stacey D	51	SNOW	1:28.50
4	Jaffe, Kristin N	77	TAM	1:46.67	3	Rosener, Karen K	61	CMS	1:26.68	3	Roose, Lynn R	51	IM	1:26.55
5	Leilich, Joann	76	WMST	1:30.00	4	Jaunzeme, Andra	62	SDSM	1:22.48	4	Cort, Hayley E	53	AGUA	1:24.09
6	Stretch, Nancy	75	TOC	1:53.00	5	Knapp, Lo D	60	UTAH	1:18.50	5	Ridall, Cheryl L	52	WHAC	1:22.50
7	Haworth, Joyce M	77	WCM	2:05.55	6	Maccurdy, Krissy	62	PCAT	1:22.06	6	Stewart, Stephanie R	51	DAMM	1:22.79
8	Goggin, Georgia	85	MOST	2:37.03	7	Wolff, Melinda S	62	1776	1:23.34	7	Dodd, Dina	51	NSA	1:25.09
9	Waldbaum, Joan B	84	1776	2:26.56	8	Finch, Merry B	60	YCMS	1:26.95	8	Burgeson, Holly S	51	LAKE	1:27.08
Heat 2 of 25 Finals				Heat 8 of 25 Finals				Heat 13 of 25 Finals						
1	Sarg, Kathleen B	71	AGUA	2:03.96	1	Schuber, Nancy S	59	WMST	1:35.20	1	Kupan, Cheryl A	50	SPM	1:21.03
2	Wise, Louise	72	CMS	1:55.00	2	Hearron, Chrystie K	55	MOST	1:34.10	2	Phillips, Krissy	52	PBM	1:19.22
3	Hill, Marcia M	70	WCM	1:50.42	3	Dalton, Beth A	59	HOPK	1:32.00	3	Kuwahara, Lisa K	52	UTAH	1:17.96
4	Hackett, Jeanne T	71	FACT	1:39.73	4	Gilmore, Cindy	59	UTAH	1:30.42	4	Voss, Julie E	51	PSM	1:17.53
5	Barnea, Daniela	71	STAN	1:34.45	5	Dykstra, Sally K	55	TXLA	1:30.00	5	Crouch, Kim	53	PSM	1:14.03
6	Bancroft, Ann	70	TAOS	1:39.13	6	Winck, Patty K	59	UC16	1:30.33	6	Frederic, Christine H	50	SMS	1:16.07
7	Conkey, Nancy	70	SNM	1:47.10	7	Sprouse, Cecily	58	DAM	1:30.81	7	Campbell, Ellen A	52	CMS	1:17.95
8	Kight, Betty G	73	MOST	1:50.95	8	Moak, Mary N	58	UC45	1:33.42	8	Miller, Patricia M	54	WMST	1:18.35
9	Grotke, Bette B	70	GAJA	2:03.20	9	Clutter, Cynthia G	55	MMAC	1:34.55	9	Considine-Miller, Ellen A	51	WMST	1:20.61
Heat 3 of 25 Finals				Heat 9 of 25 Finals				Heat 14 of 25 Finals						
3	Cafferata, Gail L	66	CHIC	2:20.30	1	Jaeger, Dawn	58	PSM	1:27.66	1	Nates, Kristin	48	WMST	1:25.69
4	Gillies, Judy L	67	ARIZ	1:54.60	2	Van Cleave, Julie M	56	WMAC	1:27.19	2	Wilson, Jamie W	48	PALM	1:21.67
5	Hornof, Kristine T	67	DAM	1:48.46	3	De Herder, Elizabeth F	56	PALM	1:23.20	3	Turner, Kristen M	45	WHAC	1:21.13
6	Panayotoff, Kristi M	66	GS	1:52.34	4	Chapman, Linda	59	PSM	1:20.21	4	Bathey, Liane	47	WIND	1:20.31
7	Stapleton, Carol	65	IM	1:59.00	5	Wenzel, Chris	55	SFTL	1:16.69	5	Hall, Julie A	46	WMAC	1:16.98
Heat 4 of 25 Finals				Heat 10 of 25 Finals				Heat 15 of 25 Finals						
1	Christenson, Candy J	68	WMAC	1:45.84	3	White, Pamela E	46	RAM	1:32.67	1	Reiss, Natasha	45	WIND	1:16.69
2	Mitsuda-Bagnall, Carol M	66	WMST	1:36.45	4	Barry, Robin B	48	LVM	1:27.33	2	Weiderman, Jennifer	48	CVMM	1:16.08
3	Walsh Beilman, Stephanie	65	1776	1:34.98	5	Ladd, Laura M	47	META	1:27.37	3	Cleven, Detra R	46	KAC	1:15.81
4	Brown, Dana B	67	PALM	1:32.18	6	DeVore, Suzanne T	46	WMST	1:45.00	4	Ridge, Jennifer	46	HASA	1:12.79
5	Alexander, Martha A	65	WCM	1:31.06	7	Wang, Karen	52	ARIZ	1:47.95	5	Goodale, Rainy M	45	NEM	1:10.43
6	Gettling, Janet	66	OREG	1:31.88	8	Goldbas, Isabela C	54	SFTL	1:48.61	6	Willeboordse, Fall	49	BCTM	1:11.50
7	Carruthers, Kate M	66	PSM	1:32.34					7	Jacobson, Kendal R	49	TXLA	1:14.52	
8	LeClercq, Toni M	67	PSM	1:35.67					8	Simmons, Cheryl A	47	ROSE	1:15.86	
9	Webb, Linda	69	SFTL	1:36.54					9	Gass, Melissa	47	NCMS	1:16.65	
10	Coholan, Annette M	67	RHMS	1:46.32					10	Jurey, Mary K	48	TXLA	1:16.84	
Heat 5 of 25 Finals														
1	Seril, Suzzette A	56	SPM	2:10.02										
2	Scheidt, Phyllis A	55	SPM	1:55.03										
3	Domb, Bina	58	PCAT	1:47.56										
4	Baldwin, Patricia A	59	SKY	1:40.37										
5	Craggett, Jacquie L	59	RAM	1:47.00										
6	Chavez, Ramona A	57	TAOS	1:52.00										
7	Gonzalez-Lima, Erika M	58	TTEX	1:57.22										
8	Norman, Debbie L	61	NITR	2:00.00										
9	Burke, Randee	62	MOST	1:50.00										
10	Clarkson, Nina W	62	MOST	2:10.00										

2015 USMS Spring National Championships, Sanction #: 435-S001
National Aquatic Center & Northside Natatorium
Meet Program - Saturday, April 25, 2015

Heat 16 of 25 Finals

1	Monteagudo, Susan E	44 FCST	2:00.00
2	Williams, Luisa	44 UC43	1:34.00
3	Carter, Eddie C	44 NCMS	1:24.61
4	Khalil, Heidi G	44 ROSE	1:23.23
5	Kramer, Stephanie	40 NOVA	1:22.10
6	Haberstich, Carrie	43 IM	1:22.30
7	Gitzinger, Jennifer L	40 LIB	1:24.05
8	Whitehead, Shannon	42 TTEX	1:30.78
9	Suhr, Kerry	43 SWYM	1:35.00

Heat 17 of 25 Finals

1	Heil, Michelle E	44 PCAT	1:22.00
2	Framke, Erin C	41 CMS	1:18.49
3	Visser, Linda	44 SPM	1:15.40
4	Schaetz, Trina R	42 WMAC	1:11.99
5	Lane, Tanya	43 AAAA	1:09.23
6	Condor-Fisher, Sarah P	43 MACS	1:10.75
7	Bigham, Beth	44 DRMS	1:14.61
8	Natkin, Heidi	41 AWJ	1:16.89
9	Bellin, Melissa	42 MOST	1:18.50
10	Hughes, Carrie M	40 GAJA	1:22.08

Heat 18 of 25 Finals

1	Cooper, Jessica N	28 GAJA	1:24.92
2	Ho, Judy	29 ROSE	1:22.59
3	Sciaccia, Krysten M	27 BCTM	1:19.54
4	Clark, Hannah	27 WM	1:19.11
5	Paquette, Carly G	28 ROSE	1:22.00
6	Colella, Mariel	29 FINS	1:23.52
7	Henricksen, Erin A	31 JAM	1:30.56
8	Payne, Kristin	34 IMSC	1:23.70
9	Miller, Alaina	33 ALEX	1:27.25
10	Ruppel, Laura M	39 CMS	1:23.42

Heat 19 of 25 Finals

1	Curtis, Christy	35 ROSE	1:22.14
2	Seidler, Mindy E	35 WMAC	1:17.47
3	Downing, Jennifer	36 NEM	1:11.18
4	Perez, Sarah M	39 WMAC	1:10.50
5	Glenn, Katie	38 STAN	1:02.34
6	Lewis, Cynthia J	39 WIND	1:02.82
7	Koch Davis, Laura K	38 WMST	1:10.74
8	Lemmon, Tamara C	37 UTAH	1:13.62
9	Wenglar, Cathy M	38 NITR	1:18.88
10	Sullivan, Shannon D	39 1693	1:23.04

Heat 20 of 25 Finals

1	Tweedy, Rebecca	32 MINN	1:17.35
2	Jakubchak, Lindsey N	32 ALEX	1:16.09
3	Schneider, Lindsey W	33 NAM	1:12.61
4	Lloyd, Allison	34 IM	1:09.18
5	Carlson, Megan M	31 INDY	1:05.01
6	Melsen, Krisie M	34 HOPK	1:09.09
7	Wilkins, Jillian A	34 YCFM	1:12.01
8	Ferries, Jenny	33 PSM	1:13.30
9	Sanders, Gretchen M	34 TXLA	1:17.30
10	Snook, Meredith L	33 TPIT	1:18.00

Heat 21 (#26 Women 100 Yard Breaststroke)

1	Bukowy, Hannah M	26 OREG	1:18.00
2	Moore, Maki	29 LVM	1:16.50
3	Roth, Tenae	25 USF	1:15.00
4	Frendreis, Lauren K	26 ROSE	1:14.52
5	Capizzi, Stefanie	28 ROSE	1:13.53
6	Fuchs, Lauren	28 L4S	1:13.80
7	Togias, Anna	29 NOVA	1:14.76
8	Keen, Lindsay	28 UC15	1:15.05
9	Bruns, Anneliese C	29 DKTA	1:17.49
10	Andrew, Becca	26 TXLA	1:18.59

Heat 22 of 25 Finals

1	Wilson, Alana N	28 WMST	1:11.62
2	Ballenger, Marie A	28 TOC	1:06.76
3	Clapp, Marissa L	27 RICE	1:06.00
4	Houston, Katy	27 TOC	1:05.86
5	Stupp, Julie A	29 PAQM	1:02.00
6	Grevers, Annie	27 ARIZ	1:02.90
7	McGraw, Kathleen E	28 TOC	1:05.99
8	Vlashchenko, Maria A	29 UC13	1:06.20
9	White-Olson, Steff L	29 HOPK	1:07.73
10	Walgamott, Annie	26 TMAT	1:12.98

Heat 23 of 25 Finals

3	Seibert, Carol A	24 WIND	1:32.52
4	Doherty, Jessica L	20 TFAM	1:22.30
5	McKiernan, Alex M	21 PSM	1:21.00
6	Radtke, Amanda L	19 DUCK	1:21.23
7	DeLong, Jackie R	20 PSM	1:29.67
8	Tikka-Dills-Lovasz, Sarah E	21 CWST	1:33.86

Heat 24 of 25 Finals

1	Perkins, Tajia	19 TMAT	1:19.99
2	Bates, Elissa G	24 TULS	1:17.20
3	Collins, Emily	19 DUCK	1:16.00
4	Kolodgie, Kaia M	20 ROSE	1:15.63
5	Heins, Kelsey	22 RGSC	1:15.00
6	Hilbun, Cassie	19 TXST	1:15.63
7	Wagner, Catherine	22 RGSC	1:15.84
8	Goodman, Siobhan	18 AAAA	1:16.16
9	Griffin, Madeleine L	19 DUCK	1:18.00
10	Choat, Lindy	23 TXST	1:20.92

Heat 25 of 25 Finals

1	Miller, Lindsay	22 DUCK	1:14.83
2	Paasch, Carissa A	23 WMAC	1:14.23
3	Whitney, Jenna D	21 PSM	1:12.57
4	Olson, Christine A	24 TOC	1:10.93
5	Shedlosky, Anne M	19 TXLA	1:09.45
6	Smith, Molly A	23 NEM	1:09.61
7	Arnold, Allison A	22 TOC	1:12.00
8	Sharpe, Anna	23 KM	1:12.79
9	Adams, Laura D	23 ROSE	1:14.61
10	Maisel, Sabrina	24 MVM	1:14.85

2015 USMS Spring National Championships, Sanction #: 435-S001

National Aquatic Center & Northside Natatorium

Meet Program - Saturday, April 25, 2015

#27 Men 50 Yard Freestyle				Heat 7 of 58 Finals			Heat 12 of 58 Finals											
Lane	Name	Age Club	Seed Time															
Heat 1 of 58 Finals				1	McAlister, Alfred L	66 UC43	31.37	1	Perkowski, Jonathan T	62 UC13	26.59							
4	Woods, Albert H	86 GAJA	40.33	2	Gleser, Robert A	69 CMS	30.00	2	Mandel, Barry R	62 WMAC	25.80							
5	Meardon, Arnold	85 NEM	40.00	3	Owens, Robert A	68 VCM	29.53	3	Haris, Lee D	61 TOC	25.74							
6	Shannon, Baker L	90 WSMC	58.10	4	Farmer, Michael W	67 ROSE	29.23	4	Saint-Amour, Craig E	62 NYAC	25.24							
7	Rudloff, G Edward	91 TOC	1:00.00	5	Moskovits, Alexander	66 TAM	28.90	5	Gooding, Jack W	61 ARKM	25.00							
Heat 2 of 58 Finals				6	Dorey, Frederick J	66 TOC	29.00	6	Van Boer, Eric D	60 RHMS	25.00							
1	Alkoff, Howard	82 CONN	40.00	7	Nordstrom, David P	67 MOST	29.25	7	Hague, David J	61 UC43	25.50							
2	Fritz, Jack R	82 ARIZ	38.82	8	Vaughan, James M	68 CMS	29.89	8	Yocom, Douglas N	63 1776	25.80							
3	Raiborn, Louis M	83 MOST	36.06	9	Weiner, H R	65 WMAC	30.02	9	Childers, David W	60 RICE	25.97							
4	Bartner, Norman G	80 GSM	33.90	10	Campbell, J Scott	67 WMST	32.00	10	Tveitmoe, Robert N	62 CMS	26.75							
5	Shechter, Stanley J	82 AGUA	31.13	Heat 8 of 58 Finals			1	Greenwald, Orb	66 MOST	28.70	1	Fochios, Dean T	61 WMAC	24.99				
6	Johnston, Graham M	83 MOST	33.33	2	Warner, Frank	66 PSM	28.50	2	Perout, Jeffrey J	62 SYSM	24.90	2	Perout, Jeffrey J	62 SYSM	24.90			
7	Drobner, Sherwin	81 SFTL	35.59	3	Seidman, Lawrence B	67 GSM	27.83	3	Williams, Bruce F	61 RICE	24.48	3	Williams, Bruce F	61 RICE	24.48			
8	Smethurst, Everett W	80 NOVA	37.56	4	Youtt, George R	66 BUMS	27.50	4	Roth, Barry	60 ARIZ	24.38	4	Roth, Barry	60 ARIZ	24.38			
9	Yates, Roger	80 RIDG	40.00	5	Winter, Larry	67 ARIZ	27.21	5	Martin, Doug	61 ARKM	23.00	5	Martin, Doug	61 ARKM	23.00			
Heat 3 of 58 Finals				6	Landes, David V	68 WIND	27.42	6	Groselle, Jack R	60 SYSM	23.11	6	Groselle, Jack R	60 SYSM	23.11			
1	Thatcher, Sandy G	71 PCAT	39.86	7	Vandam, Gerald E	65 HOPK	27.81	7	Krauser, Larry B	61 HMS	24.47	7	Krauser, Larry B	61 HMS	24.47			
2	Goldbas, Mervyn E	72 SFTL	35.49	8	McCullum, Mickey	67 GAJA	28.47	8	Lemaistre, Charles F	61 TXLA	24.88	8	Lemaistre, Charles F	61 TXLA	24.88			
3	Pohlmann, John T	71 SLAM	34.20	9	Hardy, Rog	68 RICE	28.61	9	Wilson, Robert H	63 CAQM	24.98	9	Wilson, Robert H	63 CAQM	24.98			
4	Foges, John	70 OREG	33.04	10	Cashel, Bob	66 GSM	28.76	10	Mc Bride, Duncan Q	60 LAPS	25.00	10	Mc Bride, Duncan Q	60 LAPS	25.00			
5	Burr, Ken M	70 WCM	33.00	Heat 9 of 58 Finals			1	McPherson, Andrew M	68 DAM	26.75	Heat 14 of 58 Finals			3	Floyd, Rob	58 LAKE	42.00	
6	Pipkin, Ken	70 PCAT	33.02	2	Wright, Larry E	66 PSM	26.69	2	Wright, Larry E	66 PSM	26.69	4	Johnson, Greg C	57 DASC	32.81			
7	Avery, John H	72 MM	33.24	3	Meyerhoff, Rick	68 TAM	26.50	3	Meyerhoff, Rick	68 TAM	26.50	5	Wagoner, Victor	58 LAPS	31.00			
8	Hahn, Richard	72 AGM	35.22	4	Strand, Robert	69 SAWS	25.75	4	Strand, Robert	69 SAWS	25.75	6	Butz, Richard F	58 AGUA	31.00			
9	Ferguson, Kent	73 UC25	36.16	5	Gruber, Glenn A	65 VCM	24.59	5	Gruber, Glenn A	65 VCM	24.59	7	Wylie, Stuart H	57 TNAQ	36.36			
10	Walker, Craig	75 UC33	49.00	6	Childs, Lee	66 GOLD	25.50	6	Childs, Lee	66 GOLD	25.50	Heat 15 of 58 Finals			1	Alkire, Jim A	56 UC26	28.73
Heat 4 of 58 Finals				7	Olson, Chuck A	65 MICH	26.50	7	Olson, Chuck A	65 MICH	26.50	2	Michaels, Charles F	56 MOST	28.46			
1	Plummer, Mark A	78 CMS	36.18	8	Rollins, Bruce W	65 WMST	26.55	8	Rollins, Bruce W	65 WMST	26.55	3	Harasz, Philip	56 SPM	27.35			
2	Blake, William V	78 MOST	34.50	9	Brzezinski, Jay	68 PALM	26.71	9	Brzezinski, Jay	68 PALM	26.71	4	Harwood, Thomas F	59 UC25	27.34			
3	Oakes, David W	75 SYSM	32.00	10	Knopf, Thomas H	67 TOC	26.95	10	Knopf, Thomas H	67 TOC	26.95	5	Peyton, Mike W	59 OREG	27.20			
4	Hamada, Ahmed G	76 GOLD	30.26	Heat 10 of 58 Finals			1	Heins, Mark	62 RGSC	35.00	6	Griffin, Jim	57 1693	27.33				
5	Verth, Tom	76 SYSM	29.10	1	Heins, Mark	62 RGSC	35.00	2	Robinson, Timothy D	63 SED	34.88	7	Conkey, James V	59 SNM	27.35			
6	Bledsoe, Dennis R	76 WCM	30.20	2	Robinson, Timothy D	63 SED	34.88	3	Harrington, Robert	64 COM	32.50	8	Agathon, John C	55 WMST	27.56			
7	McKinney, Kenneth O	76 ARIZ	31.00	3	Harrington, Robert	64 COM	32.50	4	Carrow, Hill	60 NCMS	29.50	9	Arpin, Dave A	55 LVM	28.68			
8	Trauber, Ami A	75 SFTL	32.00	4	Carrow, Hill	60 NCMS	29.50	5	Lintz, Steve	64 SNM	28.50	10	Lee, Jack C	57 TXLA	29.00			
9	Thayer, George D	79 OREG	34.85	5	Lintz, Steve	64 SNM	28.50	6	Umholtz, Ken	63 OJAI	28.61	Heat 16 of 58 Finals			1	Cagle, Theodore C	58 NTEX	27.15
10	Ingalls, Melvin N	75 AAAA	42.18	6	Umholtz, Ken	63 OJAI	28.61	7	Miller, Jim W	64 VMST	31.20	2	Sikora, Rod	55 DAMM	27.00			
Heat 5 of 58 Finals				7	Miller, Jim W	64 VMST	31.20	8	Walsh, Patrick	62 UC43	34.00	3	Mungo, Bob	58 IM	26.87			
1	Hultin, Walter B	71 CMS	30.50	8	Walsh, Patrick	62 UC43	34.00	9	Stout, Mark D	60 MOST	35.00	4	Moreno, Al	56 GOLD	26.40			
2	Murff, Don	73 TXLA	29.00	Heat 11 of 58 Finals			1	Collier, Scott J	60 AKMS	28.00	5	Wetzel, Jeff	59 TXLA	26.20				
3	Novell, Ken	72 VMST	28.98	1	Collier, Scott J	60 AKMS	28.00	2	Burns, Bill H	61 TXLA	27.53	6	Wyson, Joseph	58 LVM	26.32			
4	Straka, Peter	72 TYMS	27.85	2	Burns, Bill H	61 TXLA	27.53	3	Wein, Arthur M	64 GSM	27.50	7	Smith, Darrell J	58 MINN	26.42			
5	Abrahams, Richard T	70 CMS	24.13	3	Wein, Arthur M	64 GSM	27.50	4	Ravel, Rick	64 TTEX	27.44	8	Sheahan, Dan	57 VMST	26.90			
6	Freshley, Mike R	74 ROSE	27.50	4	Ravel, Rick	64 TTEX	27.44	5	Kahn, Stuart L	61 DAM	26.81	9	Engelking, Mike	56 FCST	27.00			
7	Ferraz, Jose E	70 GOLD	28.50	5	Kahn, Stuart L	61 DAM	26.81	6	Modjeska, Mark E	62 ARIZ	27.19	10	Lee, Stanley H	58 YCMS	27.17			
8	Willert, Dan T	72 WIND	29.00	6	Modjeska, Mark E	62 ARIZ	27.19	7	Scheff, Jonathan	62 WIND	27.47							
9	Whitley, John K	72 WIND	29.75	7	Scheff, Jonathan	62 WIND	27.47	8	Wright, Robert W	64 MOVY	27.50							
10	Smith, Dave	70 ELG	30.85	8	Wright, Robert W	64 MOVY	27.50	9	Stoner, Jon	63 1776	27.55							
Heat 6 of 58 Finals				9	Stoner, Jon	63 1776	27.55	10	Vogel, Matthew M	60 IM	28.04							
3	Puhl, Richard W	65 CAQM	43.20	10	Vogel, Matthew M	60 IM	28.04											
4	Davis, James M	65 DAMM	33.49															
5	Andrew, Douglas H	67 AAAA	32.47															
6	Houck, Philip D	65 AGM	32.60															
7	Lambert, Roy D	68 OREG	35.51															
8	Akbar, Clyde	67 SFTL	48.77															

2015 USMS Spring National Championships, Sanction #: 435-S001

National Aquatic Center & Northside Natatorium

Meet Program - Saturday, April 25, 2015

Heat 17 (#27 Men 50 Yard Freestyle)

1	Hoffman, Keith T	56 TXLA	26.04
2	Brenner, Bill	56 SYSM	26.00
3	Fremont, Robert	56 WIND	25.80
4	Shannahan, Mike	57 SAWS	25.59
5	Mullen, Mike A	56 MOVY	25.50
6	Godoy, Francisco J	56 WMST	25.55
7	Paulsen, Curtis A	55 WMAC	25.75
8	Cole, Brad G	56 TNYA	26.00
9	Holland, David A	56 WMAC	26.00
10	Kegley, Dale V	59 WWM	26.09

Heat 18 of 58 Finals

1	Tsuzuki, Ed M	56 GSM	25.25
2	Davis, Thomas W	57 ROSE	25.04
3	Marble, Kevin J	58 VCM	24.70
4	Reed, Clay F	55 CRUZ	24.50
5	Neville, Richard	58 FAST	24.21
6	Miller, Brent D	55 MOVY	24.45
7	Blommel, Gregory G	55 WMAC	24.68
8	Fisher, Dennis E	55 NAM	24.90
9	Marsh, Russell L	59 CMS	25.24
10	Merrill, Nick C	57 IM	25.27

Heat 19 of 58 Finals

1	Welchlin, Bob	58 MOVY	24.12
2	Barton, Tom	58 PCAT	23.96
3	Bank, Holden J	55 CMS	23.50
4	Leigh, Jay W	56 STAR	23.41
5	Sherman, Bill	56 MOVY	22.93
6	Fields, John A	58 AWJ	23.00
7	Kone, Bruce C	57 RICE	23.41
8	Blatt, Michael J	59 VCM	23.78
9	Klein, Jonathan E	57 NCMS	24.02
10	Heath, Robert H	58 MAM	24.13

Heat 20 of 58 Finals

2	Garcia, Rogerio E	53 AAAA	32.00
3	McCarthy, Shaun	54 PCAT	31.00
4	Bailey, Joseph L	53 MOST	30.50
5	Born, Christopher J	51 TXLA	30.00
6	Kuipers, Roy	54 RAM	30.03
7	Wengrovitz, Mark	54 MOST	30.73
8	Ellinor, Lawson F	52 TXLA	31.50

Heat 21 of 58 Finals

1	Dowd, Douglas B	54 SLAM	28.97
2	Mazzei, Michael	52 MOST	28.50
3	Welsh, Tim H	51 SWYM	28.19
4	Heimerdinger, Charles B	54 SNM	27.50
5	James, Joseph B	50 MOST	26.70
6	Ozun, Sabri	51 LVM	26.71
7	Cortez, Ralph A	52 IAMA	27.84
8	Hover, Glenn R	53 MOST	28.42
9	Koehler, Kurt A	53 OKMS	28.81
10	Grady, Seth A	50 NEM	29.50

Heat 22 of 58 Finals

1	DiBenedetto, Robert J	51 GYMS	26.63
2	Brackett, Elliott	50 DAMM	26.50
3	Mitchell, Matthew	51 WMSC	26.36
4	Murphy, Matthew G	53 GSM	26.31
5	Cannon, William E	51 UC38	26.17
6	Whitson, Steven K	53 DAMM	26.30
7	Rowland, Jim	54 LIB	26.35
8	Schmidt, Jeff V	51 MOVY	26.38
9	Polhill, Brad	51 WM	26.61
10	Sher, Jonathan D	50 PCAT	26.68

Heat 23 of 58 Finals

1	Shannahan, Matt D	53 SAWS	26.12
2	Perkins, Robert M	52 SWYM	26.01
3	Hasak, Amit	53 IM	26.00
4	Le Vasseur, Andrew P	51 CMS	25.86
5	Miller, Brian H	53 SWYM	25.76
6	Osburn, Chris	51 RIDG	25.83
7	Jonsson, Stefan	52 AQTX	25.87
8	Whitney, Timothy C	50 DAMM	26.00
9	Doyle, Michael B	51 PCAT	26.10
10	Severance, David A	52 WMAC	26.14

Heat 24 of 58 Finals

1	Maryatt, Andrew T	54 RAMS	25.48
2	Pro, Rick	53 LVM	25.21
3	DuBay, John	50 UC18	25.07
4	Amick, Jim	53 RIDG	25.00
5	Frey, Jeff B	53 MOST	25.00
6	Vaughn, David R	50 VMST	25.00
7	Cole, Andrew J	51 GOLD	25.02
8	Boileau, Mike	53 CMS	25.12
9	Moore, John	53 NCMS	25.36
10	Haynie, Carl	54 PSM	25.50

Heat 25 of 58 Finals

1	Steinhafel, Mark J	54 WMAC	24.97
2	Woods, Thomas B	53 SDM	24.93
3	Whelchel, David	53 LIB	24.83
4	Cunniff, David S	51 WAMS	24.55
5	White, Steve G	54 WMST	24.50
6	Cleaver, Oliver	52 SAWS	24.53
7	Baker, John	52 SMM	24.80
8	Patten, Bobby	52 DAMM	24.88
9	Autissier, Patrick	52 NEM	24.96
10	Jaegers, Al	52 WAMS	24.99

Heat 26 of 58 Finals

1	Billings, Raymond	50 AKMS	24.45
2	Remmert, Greg A	52 WCM	24.29
3	Fischer, James S	51 WMAC	24.06
4	Power, Scott	52 UC14	23.97
5	Volzing, Mace P	50 WAMS	23.70
6	Richey, Steven C	54 MOST	23.95
7	Oldach, Robert C	52 CMS	23.98
8	Young, Robert A	50 IM	24.18
9	Sfingi, John A	51 SAWS	24.37
10	Switzer, Kevin G	54 SMS	24.50

Heat 27 of 58 Finals

1	Killeen, Robert J	53 TXLA	23.45
2	Wall, Chris L	53 CVMM	23.39
3	Ponthier, Chuck	52 LAPS	23.17
4	Mercer, Rich	51 YCFM	23.05
5	Segal, William N	50 JAM	22.88
6	Twitchell, Kip	50 STAR	23.00
7	McCool, Chris	50 PALM	23.10
8	Jimenez, Carlos A	50 RICE	23.20
9	Tyler, Bob	52 NEM	23.44
10	Stephenson, Kyle	54 MOVY	23.48

Heat 28 of 58 Finals

3	Adams, Steven H	47 NITR	40.00
4	Linnborn, Scott R	45 AQTX	30.80
5	Haberstich, Brian	48 IM	28.99
6	Pangburn, Samuel J	45 AAAA	30.15
7	Smith, Andre	47 FCST	34.99

Heat 29 of 58 Finals

1	Calderon, Carlos	49 WMST	27.50
2	Hilton, Robert	46 ROCH	26.37
3	McIntosh, Tad	48 DAMM	26.00
4	Smiley, Colin	48 TXLA	26.00
5	Sullivan, Anthony J	46 SPM	26.00
6	Barr, Alex	46 TXLA	26.00
7	Woudwijk, Rik	49 LAPS	26.00
8	Prol, Kenneth	45 WHAC	26.00
9	Coates, Ed M	49 TXLA	26.73
10	Dubrick, Jon S	46 ROSE	28.00

Heat 30 of 58 Finals

1	Devlin, Rob G	47 MOST	25.88
2	Adams, Scott G	45 UC04	25.84
3	Carter, Seanbaker	47 THOR	25.80
4	Paxton, Sean C	46 ROSE	25.62
5	Savage, Steve	48 PALM	25.37
6	Doolittle, John W	45 SPM	25.51
7	Gogulski, David H	46 NITR	25.77
8	Duport, Paul	49 SSSM	25.81
9	Bellino, Todd	47 TXLA	25.88
10	Ellett, Doug	47 UC43	25.93

Heat 31 of 58 Finals

1	Lackey, Dean	49 WHAC	25.26
2	Chamberlain, Lee D	46 OACM	25.20
3	Oyler, Paul F	49 UC11	25.01
4	Callan, Sean P	45 TULS	25.00
5	Smith, Bryan E	47 PSM	24.94
6	Belnap, Mark	45 UTAH	25.00
7	McLean, Scott P	49 AGM	25.00
8	Charpentier, Christophe	46 ROSE	25.10
9	Cole, Alan D	49 DAMM	25.23
10	Coulom, Steve	49 RICE	25.32

2015 USMS Spring National Championships, Sanction #: 435-S001

National Aquatic Center & Northside Natatorium

Meet Program - Saturday, April 25, 2015

Heat 32 (#27 Men 50 Yard Freestyle)

1	Cambias, Rob J	47 SMS	24.72
2	Kane, Paul C	49 UC43	24.66
3	Moreno, Chris S	46 NTEX	24.57
4	LeClair, David W	47 SPM	24.50
5	Peschel, Keith D	49 SMST	24.37
6	Sinitz, John	48 WMAC	24.47
7	Weinrich, Wray M	49 DASC	24.50
8	Faria, Jose J	49 GSM	24.62
9	Gooding, Jim	47 PSM	24.70
10	Ellis, Andrew F	46 TERR	24.88

Heat 33 of 58 Finals

1	Keyser, David	48 CSMT	24.20
2	Rosinski, Thomas J	45 CMS	24.00
3	Semisch, Kevin P	48 SFTL	23.90
4	Davis, Ross C	48 WMST	23.80
5	Bockius, Ted C	48 TERR	23.72
6	Robling, Steve W	45 NCMS	23.79
7	Steen, Peter	45 CAQM	23.89
8	Lage, Terry L	47 SFTL	23.96
9	Kam, Gregory K	46 TFMS	24.14
10	Young, Greg	48 IM	24.20

Heat 34 of 58 Finals

1	Connolly, James W	45 RICE	23.70
2	McClung, Paton M	45 WIND	23.33
3	Mehok, George K	47 SYSM	23.13
4	O'Dell, Rick	47 YCFM	22.96
5	Bennett, Dennis	49 IAMA	22.86
6	Thomas, Joe C	45 WIND	22.90
7	Nygren, Mats O	48 PSM	23.00
8	Decker, Nicholas W	47 CAQM	23.25
9	Kasser, Dan	45 SKY	23.45
10	Tapiero, Dan	46 NYAC	23.70

Heat 35 of 58 Finals

1	Cox, Mark	47 RAM	22.63
2	Beach, Christopher E	45 SRM	22.41
3	Boosin, Michael J	48 CVMM	22.22
4	Heber, Scott	48 RAM	22.12
5	De Groot, John F	45 RICE	21.90
6	Unruh, Steven L	48 NITR	22.09
7	Ross, Michael S	47 MESC	22.20
8	Chaput, Sebastien	47 ROSE	22.30
9	Varozza, Mike J	47 TXLA	22.49
10	Brundage, Patrick W	48 ARIZ	22.77

Heat 36 of 58 Finals

2	Mills, Mason J	44 FCST	35.41
3	Copeland, Chris S	43 UC43	28.73
4	Rhodes, Troy B	42 RICE	27.00
5	Johns, Paul B	44 OAS	26.93
6	Garza, Alejandro	42 FAST	27.00
7	Sanchez, Matias	40 AGUA	28.67
8	Friedrich, Robert L	44 AAAA	32.43

Heat 37 of 58 Finals

1	Aimone, Jeff	44 MOST	26.11
2	Roberts, David	43 CRUZ	25.71
3	Lopez, Alex	43 IMSC	25.59
4	Vocke, Joe	44 NAM	25.33
5	Soza, Walter E	42 DAMM	25.03
6	Krasykov, Volodymyr M	41 NOST	25.20
7	Libardoni, Mark	44 AAAA	25.35
8	Wen, Patrick J	42 WCM	25.70
9	Benz, Paul M	44 RICE	26.00
10	Hubbard, Matthew A	42 TFMS	26.36

Heat 38 of 58 Finals

1	Castle, Matt	43 PSM	24.97
2	Cleveland, Jon T	44 NTEX	24.90
3	Smit, Michael	40 DAMM	24.80
4	Dorrestijn, Robert	42 AAAA	24.59
5	Guril, Michael J	44 MOST	24.27
6	Herman, Eric C	43 SPM	24.48
7	Courtney, Chris	42 ARIZ	24.70
8	Graham, David C	40 NEM	24.89
9	Broshears, Rion M	41 UC43	24.92
10	Grimm, Kurt	43 MOVY	25.01

Heat 39 of 58 Finals

1	Stockwell, Zach	40 CRUZ	24.00
2	Reilly, Ryan J	43 ROSE	23.93
3	Lilienthal, Jason	41 MOST	23.79
4	Secor, Don	40 IM	23.55
5	Tessin, Christopher D	44 SRM	23.40
6	Karren, Kelly S	41 CVMM	23.44
7	Kozlowski, Mark S	40 IM	23.77
8	Orris, Ron	42 RGMS	23.90
9	Williams, Collis	44 WHAC	23.95
10	Dietrich, Jim	44 NOVA	24.10

Heat 40 of 58 Finals

1	Erickson, Douglas B	43 RHMS	23.22
2	Juiris, Peter C	41 UC21	23.18
3	Siemer, John	40 RICE	23.07
4	Collins, Matthew M	41 PSCM	22.99
5	Peterson, Eric G	44 LVM	22.89
6	Glass, Mark W	40 WMST	22.97
7	Erdem, Burak	41 NCMS	23.07
8	Valle, Marc A	41 ARIZ	23.12
9	Bellin, Daniel A	42 MOST	23.20
10	Huggins, Dale R	42 TXLA	23.23

Heat 41 of 58 Finals

1	Miller, Joe B	42 OCMT	22.30
2	Sheldon, Paul	44 CMS	22.12
3	Wanie, Lee G	41 TOC	22.00
4	Eisenhuth, Matthew S	40 CMS	21.50
5	Davis, Josh	42 MOST	20.72
6	Jacobson, Brian L	41 MINN	21.30
7	Williams, Ryan D	41 SFTL	21.93
8	West, Steve	43 NOVA	22.09
9	Martyak, Stephen	40 TXLA	22.14
10	Tadla, Jarek	43 SFTL	22.50

Heat 42 of 58 Finals

3	Phillips, Will	38 L4S	35.00
4	Perez, Octavio	37 WMAC	28.50
5	Goetz, Andrew B	37 MOST	25.21
6	Sullivan, Sean R	36 SRM	25.75
7	Forst, Jeremy S	37 INDY	29.31

Heat 43 of 58 Finals

1	Foster, Ryan F	39 WIND	25.16
2	Sieber, John	38 CTS	25.12
3	Von Rosenberg, Will	35 LAKE	25.00
4	Wakefield, John J	36 UC25	25.00
5	Shepherd, Jeremy	35 RAM	24.75
6	Anderson, Eric P	37 LTST	24.98
7	Mora, Daniel	36 TW	25.00
8	Minervini, Joey	38 RICE	25.06
9	Barry, Shaun P	38 1776	25.13
10	Boeke, Lonny	37 WLAC	25.20

Heat 44 of 58 Finals

1	Brown, D Scott	38 TXST	24.68
2	Mills, Jamie	38 LIB	24.37
3	Apple, Jonathan	39 NAM	24.20
4	Steed, Damon	39 TTEX	24.00
5	Stevens, Ryan O	35 CAQM	23.89
6	Andrews, Nathan R	39 NIAG	23.97
7	Judge, Joshua M	38 TNYA	24.16
8	Randles, Ryan	35 PCAT	24.30
9	Patrick, Michael S	36 DASC	24.42
10	Svoboda, Jim R	36 PACK	24.73

Heat 45 of 58 Finals

1	Thor, Timothy D	38 ARKM	23.68
2	Bonis, Joshua M	35 WMAC	23.48
3	Rietema, Brad	38 MICH	23.38
4	Iglesias, Rodrigo J	39 WIND	23.00
5	Holden, Blake A	38 TERR	22.89
6	Hwang, Wayne	37 NOVA	22.97
7	Jent, Daniel E	37 ALEX	23.20
8	Reader, Paul	39 IM	23.44
9	Briseno, Osiris	39 NAM	23.62
10	Silver, Isaac M	36 FACT	23.70

Heat 46 of 58 Finals

1	Doucet, Douglas C	39 NEM	22.42
2	Fletcher, Van	39 NCMS	22.08
3	Fiene, Jonathan P	36 UC08	21.94
4	Counts, Glenn M	37 LVM	21.55
5	Greenwood, Scott C	37 TOC	21.00
6	Kerekjarto, Tamas	35 COOG	21.10
7	White, John J	37 SFTL	21.90
8	Mayronne, Korey	37 TXLA	21.99
9	Addadi, Mehdi	37 CMS	22.18
10	Colligan, Michael	37 RICE	22.68

Heat 47 of 58 Finals

2	Houck, David	33 AGM	28.80
3	Bush, Jonathan	32 AAAA	27.50
4	Kimpel, Mark P	33 AOM	28.46
5	DeVennish, Arthur H	32 NAM	30.78
6	Dodd, Tyler	19 NSA	29.61
7	Bravenec, Joseph S	22 TXST	28.46
8	Clark, Austin D	19 PSM	28.69

2015 USMS Spring National Championships, Sanction #: 435-S001

National Aquatic Center & Northside Natatorium

Meet Program - Saturday, April 25, 2015

Heat 48 (#27 Men 50 Yard Freestyle)

1	Keyes, Brett R	31 UC10	26.18
2	Shaw, Chris	32 TERR	25.07
3	Browder, Kurt	33 FAST	24.91
4	Tingle, Joseph W	31 UC15	24.62
5	Rapp, Larry J	30 SMS	24.31
6	Page, Craig W	33 GAJA	24.35
7	Konetzki, Alexander	33 UC21	24.63
8	Kayupov, Arman	30 AGUA	25.00
9	Dominguez, Rogelio	30 MCH	25.09
10	Hsu, Howard	32 ROSE	26.68

Heat 49 of 58 Finals

1	Oo, Aung Sann	33 ARIZ	23.96
2	Wilson, Jacob N	31 WMST	23.57
3	Grisham, Kyle J	31 SAWS	23.20
4	Kloppe, William R	34 YCFM	23.00
5	Ellam, Bryant F	32 MICH	22.97
6	Lentz, Graham M	30 TOC	23.00
7	Mendoza, Jon	32 ROSE	23.18
8	Ritter, Chris	31 NCMS	23.26
9	Ladrow, Andrew W	34 CMS	23.91
10	Erdos, Jonathan	34 CTS	23.99

Heat 50 of 58 Finals

1	Uras, Onur	30 AGUA	22.80
2	Arnold, James P	34 MINN	22.50
3	Vestrum, Luke A	34 MINN	21.70
4	Erickson, John	30 VSM	20.97
5	Ervin, Anthony L	33 TOC	19.20
6	Grevers, Matt	30 ARIZ	20.00
7	Holsman, Trent T	34 TOC	21.32
8	Marshall, Gary N	33 TOC	22.08
9	Schneider, Jeffrey	30 DKTA	22.50
10	Gerken, Dustin D	30 NAM	22.88

Heat 51 of 58 Finals

1	Rojas, Gus M	25 AAAA	35.20
2	Poe, Dustin J	28 FCST	26.33
3	Nguyen, Vi A	27 IMSC	24.19
4	Butz, Jeremy R	26 AGUA	24.00
5	Rudloff, Christian E	27 TOC	23.94
6	Cumnock-Francois, Ben M	28 AGM	23.99
7	Goodpasture, Jesse R	28 UC21	24.19
8	Schewe, Randy J	29 TXLA	25.50
9	Scott, Michael B	28 PSM	26.56
10	Schmidt, Conor	19 CWST	27.00

Heat 52 of 58 Finals

1	Subda, Travis J	26 PACK	23.72
2	Garza, Richard J	27 WOW	23.50
3	Sagginario, Joseph	26 OWST	23.44
4	Miller, Christopher L	25 WMST	23.00
5	Smith, Ben	28 DKTA	22.85
6	Leopold, Jonathan C	25 TOC	22.90
7	Miller, Joshua S	29 NAM	23.42
8	Trompeter, Scott M	27 MOST	23.50
9	Nemick, Gregory W	27 CMS	23.66
10	Silva, Caio A	28 MOST	23.73

Heat 53 of 58 Finals

1	Newell, Rob H	25 TOC	22.71
2	Talbott, Patrick J	25 UC38	22.50
3	Marchant, Ryan A	26 UC04	22.43
4	Taylor, Dylan	28 CMS	22.34
5	Malasky, Martin E	26 TOC	22.03
6	Webb, Cameron	28 DMST	22.07
7	Neuwirth, Jamie	27 TOC	22.38
8	Birnbrich, Andrew	25 NAM	22.50
9	Jones, Matthew A	27 WMST	22.70
10	Farreny, Kristopher	29 JAM	22.75

Heat 54 of 58 Finals

1	Mandel, Alon	26 CMS	22.00
2	Sadovski, Stan	26 AGUA	22.00
3	Taylor, Jonathan B	27 TOC	21.80
4	Talbott, Christopher J	28 TOC	21.02
5	Barta, Samuel	25 TW	20.07
6	Murata, Daniel C	25 UC43	20.79
7	Knight, Titus A	26 UC27	21.48
8	Gans, Egan	29 TOC	21.90
9	Ferrif, Nick L	26 TOC	22.00
10	Foster, Dana	25 TOC	22.00

Heat 55 of 58 Finals

1	Spiker, Riley	22 DKTA	26.26
2	Anderson, Thomas	20 TXST	26.19
3	Propersi, Jeffrey D	19 PSM	25.50
4	Sanchez, Ralph	24 ROSE	24.50
5	Colson, Landon A	24 MOST	24.00
6	Ruble, Stephen M	19 DUCK	24.10
7	Sanders, Chris D	21 AAAA	24.70
8	Littel, Luke	19 DKTA	26.00
9	Anthony, Russell L	23 MOST	26.19
10	Dahlgren, Bryan	21 CWST	26.80

Heat 56 of 58 Finals

1	Gong, Andrew	23 UC07	23.88
2	Seaburg, Joshua S	24 MINN	23.70
3	Kwong, Ryan	18 DUCK	23.60
4	Smythe, Conor H	20 DUCK	23.40
5	Mccloskey, Patrick R	24 MOST	22.95
6	Rourke, Michael W	23 NITR	23.00
7	Bellino, Anthony	18 TXLA	23.50
8	Hampson, Brett D	24 IMSC	23.68
9	Hague, James K	19 UC43	23.75
10	Jezeq, Jacob J	21 LVM	24.00

Heat 57 of 58 Finals

1	McAdoo, Luis	21 TXST	22.92
2	Lybarger, Andrew R	24 FAST	22.90
3	Cormican, Zachary	24 DKTA	22.75
4	Bean, Morgan A	19 AGM	22.39
5	Brettmann, William A	18 AAAA	22.18
6	Wilson, Austin	24 WMST	22.32
7	Littlefield, Ryan A	24 RICE	22.60
8	Johnson, Crosby E	23 RICE	22.90
9	Reid, Kyle D	24 BOZE	22.91
10	Cuda, Cameron S	24 MOST	22.94

Heat 58 of 58 Finals

1	Goeken, Philip	18 TW	22.01
2	Morris, Wilfred R	23 MOST	21.61
3	Saeta, Andrew	24 TOC	21.22
4	Ferguson, Kevin	24 TOC	20.81
5	Lindau, Henrik C	24 TW	19.99
6	Birnbrich, Zachary T	23 NAM	20.81
7	Schweitzer, Paul-Marc	23 TW	21.00
8	Reid, Jordan W	22 PSM	21.26
9	Koon, Nolan	24 TOC	21.80
10	Carey, Justin J	19 AAAA	22.07

2015 USMS Spring National Championships, Sanction #: 435-S001

National Aquatic Center & Northside Natatorium

Meet Program - Saturday, April 25, 2015

#28 Women 50 Yard Freestyle				Heat 6 (#28 Women 50 Yard Freestyle)				Heat 11 of 41 Finals							
Lane	Name	Age	Club	Seed	Time										
Heat 1 of 41 Finals				Heat 7 of 41 Finals				Heat 12 of 41 Finals							
2	Voorhees, Margaret S	86	USF		1:10.00	1	Zeccola, Linda A	63	UC43	43.78	1	Dykstra, Sally K	55	TXLA	30.00
3	Goggin, Georgia	85	MOST		56.07	2	Kenal, Katherine	61	UTAH	39.43	2	DeMere, Susan D	59	GS	29.50
4	Copeland, Parkie J	85	ARIZ		59.37	3	McDaniel, Kathy	63	PSM	37.22	3	Hilpert, Bess	59	TXLA	29.08
5	Bryce, Karen G	81	PSM		1:02.69	4	Laney, Judith B	62	CMS	34.37	4	Ganze, Cathy	57	SDSM	28.93
6	Wheatley, Diane	81	MOST		49.87	5	Booth, Susan K	60	TXLA	34.00	5	Kirkpatrick, Laura A	55	YCFM	28.90
7	Bensu, Janet L	82	USF		55.90	6	Weston, Susan E	63	SDSM	34.35	6	Tokayer, Susan	55	WM	28.91
8	Dunivin, Anne A	98	GAJA		2:46.36	7	Call, Nancy A	61	TAOS	34.66	7	Loux, Debbie L	56	MACA	29.07
9	Kornfeld, Maurine E	93	MVN		1:05.12	8	Weir, Vickey L	63	MVM	39.34	8	Oliver, Karen M	55	OACM	29.10
Heat 2 of 41 Finals				Heat 8 of 41 Finals				Heat 13 of 41 Finals							
1	Rose, Ethel	74	TAOS		1:15.00	1	Bisogno, Laurie R	62	MOVY	34.00	1	Siegel, Christine L	58	SDSM	28.74
2	Verth, Ann	73	SYSM		50.20	2	Blatt, Cindy S	61	VCM	33.77	2	Courtney, Zena H	55	PSM	28.20
3	Avery, Susan H	73	MM		47.13	3	Blackburn, Jean	63	BWAQ	33.26	3	Hughes, Mary L	56	TXLA	27.50
4	Sarg, Kathleen B	71	AGUA		45.25	4	Ray, Dianna	60	DASC	33.00	4	Granger, Traci S	57	LAPS	27.00
5	Welcome, Karen M	70	AGM		47.04	5	Robinson, Lauren	62	SED	31.77	5	Wenzel, Chris	55	SFTL	26.57
6	Dillon Stewart, Jane E	72	WMAC		47.47	6	Holloway, Colleen J	61	MOST	32.90	6	Cotton Tatnall, Suzy C	55	CMS	26.99
7	Ricketts, Mary Pat	72	NAM		1:00.00	7	Jacobs, Candace A	62	PSM	33.13	7	Ingraham, Susan	55	MOST	27.43
8	Sachs, Janet G	78	CMS		40.45	8	Alston-Janicke, Debbie L	61	MOST	33.50	8	Moore, Dede G	55	LAPS	28.10
9	Case, Mary Ann	75	ARIZ		36.76	9	Ragland, Elise H	64	TTEX	33.80	9	Grilli, Tracy L	58	NEM	28.69
10	Haworth, Joyce M	77	WCM		58.01	10	Colwell, Elizabeth	60	HIMA	34.00	10	Lippold, Mary B	59	PSM	28.80
Heat 3 of 41 Finals				Heat 9 of 41 Finals				Heat 14 of 41 Finals							
1	Henry, Lorna G	74	KM		42.00	1	Wildman, Carol J	60	TAOS	30.67	1	Harris, Lisa L	54	AAAA	39.37
2	Bednar, Christy	70	DAMM		40.37	2	Meteyer, Beverly B	61	LVM	29.10	2	Irawan, Yuni	51	NITR	37.20
3	Hackett, Jeanne T	71	FACT		39.13	3	Cole, Janie	61	PCAT	28.35	3	Stephenson, Natalie	53	MOVY	35.70
4	Bancroft, Ann	70	TAOS		34.89	4	Kryka, Nancy	60	SYSM	28.08	4	Morton, Andrea N	53	WMST	34.50
5	Kranpitz, Nancy	70	WMAC		33.14	5	Morrison, Lynn	60	PCAT	27.15	5	McClure, Pam	51	GAJA	34.06
6	Ridout, Nancy J	73	TAM		33.85	6	Davis, Charlotte M	64	PSM	28.00	6	Mauer, Julie D	52	KM	34.50
7	Smith, Diane G	70	CVMM		36.10	7	Wolff, Melinda S	62	1776	28.16	7	Harmon, Joanna	53	LVM	36.69
8	Kight, Betty G	73	MOST		40.30	8	McKelvey, Christina J	61	PCAT	29.00	8	Jelson, Jennifer K	52	CAQM	39.09
9	Getzendaner, Janet J	74	PSM		40.79	9	Rosener, Karen K	61	CMS	29.99	9	Dickey, Christa P	48	NCMS	35.00
10	Westergaard, Leslie M	72	DAM		44.82	10	Woolslayer, Jeannie L	61	STAR	31.00	10	Rivera, Joan Marie C	45	LAKE	37.53
Heat 4 of 41 Finals				Heat 10 of 41 Finals				Heat 15 of 41 Finals							
1	Stapleton, Carol	65	IM		38.32	1	Sabo, Shawn E	55	AGM	40.00	1	Autissier, Anne-Cecile	50	NEM	33.23
2	King, Jody	67	RIDG		37.79	2	Kuipers, Kathy S	58	RAM	39.03	2	Howell, Sharon S	52	RAM	33.05
3	Casey, Kathrine J	66	PSM		37.32	3	Hood, Patricia B	59	1776	36.94	3	McFarland, Cestjon	54	PSM	32.53
4	Rousseau, Sandi	67	OREG		36.00	4	Gonzalez-Lima, Erika M	58	TTEX	35.47	4	Leusing Canales, Katherine A	53	AAAA	32.29
5	Mitsuda-Bagnall, Carol M	66	WMST		34.33	5	Gilmore, Cindy	59	UTAH	32.30	5	Welker, Susan B	53	IM	30.93
6	Young, Lydia L	66	CMS		35.31	6	Goulding, Kathy J	56	AGM	34.46	6	Russello, Stacey D	51	SNOW	31.90
7	Shoenberger, Linda R	67	TAM		36.29	7	Moak, Mary N	58	UC45	35.61	7	Benedict, Anita	51	HEAT	32.44
8	Puhl, Patty J	65	CAQM		37.47	8	Welch, Aida M	55	WIND	38.00	8	Chappell, Melinda E	54	GSMS	33.01
9	Hornof, Kristine T	67	DAM		38.12	9	Scheidt, Phyllis A	55	SPM	39.13	9	LaField, Allison	51	MOST	33.15
Heat 5 of 41 Finals				Heat 11 of 41 Finals				Heat 12 of 41 Finals							
1	Swain, Deborah L	65	SRM		34.00	1	DeGennaro, Marie E	55	MOST	49.00	1	McNamara, Kathleen A	55	USF	31.78
2	Dickinson, Victoria F	69	KM		32.62	4	Pederson, Deborah J	57	AAAA	45.05	2	Corliss, Linda L	55	NMMS	31.28
3	Menard, Joanne	67	MMAC		31.58	5	Midkiff, Sabrina	55	RICE	48.00	3	Gettelfinger, Cheryl M	57	INDY	31.03
4	Alexander, Martha A	65	WCM		31.55	6	Hart, Peggy	55	FCST	59.00	4	Dillan, Gloria	55	PSM	30.59
5	Preissler, Stella	66	PSM		30.28	7	Porter, Yolanda	49	UC43	1:00.00	5	Klimko, Sue M	55	DAMM	30.26
6	Miller, Celeste	65	SNM		31.50	8	Summers, Ellen	61	OREG	57.00	6	De Herder, Elizabeth F	56	PALM	30.41
7	Jones, Cynthia L	65	IM		31.57	Heat 7 of 41 Finals				7	Cooley, Catherine L	57	PSM	31.00	
8	McDaniel, Georgia	68	IM		32.34	1	Zeccola, Linda A	63	UC43	43.78	8	Van Cleave, Julie M	56	WMAC	31.11
9	Webb, Linda	69	SFTL		33.33	2	Kenal, Katherine	61	UTAH	39.43	9	Husty, Sandra E	55	CTS	31.43
10	Welch, Sarah	68	PSM		34.22	3	McDaniel, Kathy	63	PSM	37.22	10	Hearron, Chrystie K	55	MOST	32.10

2015 USMS Spring National Championships, Sanction #: 435-S001

National Aquatic Center & Northside Natatorium

Meet Program - Saturday, April 25, 2015

Heat 16 of 41 Finals			Heat 21 (#28 Women 50 Yard Freestyle)			Heat 26 of 41 Finals					
1	Boileau, Ute C	52 CMS	30.57	1	Ladd, Laura M	47 META	30.17	1	Porter, Jo Ann A	43 SNM	28.47
2	Pentheny, Gail H	52 GBM	30.50	2	Bathey, Liane	47 WIND	30.12	2	Marvin, Linda L	41 INDY	28.29
3	Diddams, Margaret A	53 PSM	30.41	3	Tompkins, Rebecca R	49 MOST	30.00	3	Berry, Laura	41 RIDG	27.94
4	Lawrence, Therese	51 TFMS	30.15	4	Borton, Joan	45 ROSE	29.72	4	Segerson, Karen E	40 PSM	27.88
5	McCullagh, Mary K	51 NCMS	29.99	5	Barnings, Mandy	45 MM	29.45	5	Bellin, Melissa	42 MOST	27.50
6	Eakle, Julie O	54 MOST	30.03	6	Tompkins, Robin G	46 SWYM	29.70	6	Jones, Leslie L	42 RMST	27.53
7	Kurtz, Helen	54 MMAC	30.24	7	Elias, Tiitta K	47 MOST	29.90	7	Hughes, Carrie M	40 GAJA	27.93
8	Casey, Joan M	50 HOPK	30.50	8	Meredith, Sara L	46 NCMS	30.10	8	Reeves, Birgit	42 UC17	28.02
9	George, Constance	54 TTEX	30.53	9	Schwartz, Jodi	47 SPM	30.13	9	Norman, Adina	43 TULS	28.30
10	Cort, Hayley E	53 AGUA	30.70	10	Maly, Cleary	45 QMST	30.18	10	Farrell Guizar, Kathy	42 WWM	28.55
Heat 17 of 41 Finals			Heat 22 of 41 Finals			Heat 27 of 41 Finals					
1	Tompkins, Megan E	52 UC07	29.86	1	Koenig, Karen S	49 NAM	29.31	1	Burke, Ann	41 UC25	26.47
2	Cuda, Suzanne E	54 MOST	29.31	2	Conner, Mary M	48 WCM	28.73	2	Decker, Teddy S	42 CAQM	25.45
3	Stokes, Karin E	54 NEM	28.88	3	Polhill, Laura M	49 WM	28.36	3	Townes, Maureen M	40 NCMS	25.36
4	Jensen, Sue	54 NEM	28.55	4	Macias, Cristina	49 RGSC	28.00	4	Holland, Amy S	43 NCMS	24.83
5	Major, Becki P	51 ARIZ	28.25	5	Reimer, Shelley B	45 PSM	27.75	5	Lindauer, Kerry	40 NCMS	24.28
6	Cook, Mimi	50 AKMS	28.39	6	Richardson, Kim G	46 CMS	28.00	6	Moorhead, Amy J	43 PSM	24.59
7	Hacker, Sara	50 IM	28.63	7	Rhodes, JerriLynn	47 NCMS	28.33	7	Coskey, Julie	41 MOB	25.13
8	Clark, Dawn	50 SPM	29.05	8	Moffett, Erica L	45 SFTL	28.45	8	Condor-Fisher, Sarah P	43 MACS	25.41
9	Stephenson, Sallly H	53 UC18	29.69	9	Van Loben Sels, Lisa	46 PSM	28.78	9	Schaetz, Trina R	42 WMAC	25.49
10	Miller, Lori S	51 FCST	29.94	10	Gulley, Amy	46 DASC	29.33	10	Stewart, Ann K	44 GOLD	27.20
Heat 18 of 41 Finals			Heat 23 of 41 Finals			Heat 28 of 41 Finals					
1	Birnbrich, Beth	51 NAM	28.03	1	Gardner, Nicole	45 SNM	27.58	1	Blain, Jennifer E	38 MOST	36.00
2	Campbell, Ellen A	52 CMS	28.00	2	Henry, Anita A	47 TXLA	27.18	2	Frindell, Kelly S	35 TXLA	31.05
3	Heuer, Brigitte	54 RAM	27.87	3	Wolff, Celia	49 NCMS	26.71	3	Tietjens, Kiiiri T	38 BBMA	29.18
4	Finley, Ann	52 LAPS	27.48	4	Rapuano, Lisa O	49 EST	24.95	4	Rittenhouse, Amy R	37 HOPK	28.79
5	Ditzler, Kristy	50 TXLA	26.84	5	Willeboordse, Fall	49 BCTM	24.40	5	Quattropiani, LeeAnne	36 MTMS	27.97
6	Jones, Eney	54 YCFM	27.45	6	Eldridge, Beth	45 MOVY	24.55	6	Hellerman, Molly J	38 TOC	28.59
7	Irish Bostic, Linda	51 PBM	27.79	7	Welting, Lauren K	49 TOC	26.42	7	Germano, Lindsay M	35 WMST	29.14
8	Considine-Miller, Ellen A	51 WMST	27.95	8	Jacobson, Kendal R	49 TXLA	27.05	8	Reyes, Claire	38 UC26	29.43
9	Bailey, Monica M	54 DAMM	28.00	9	Gass, Melissa	47 NCMS	27.46	9	Dietz, Christine M	35 RAM	32.00
10	Dodd, Dina	51 NSA	28.12	10	Wilson, Jamie W	48 PALM	27.67	10	Corley, Marie	37 TERR	37.00
Heat 19 of 41 Finals			Heat 24 of 41 Finals			Heat 29 of 41 Finals					
1	Godges, Arlette A	50 CVMM	26.63	2	Richardson, Billie C	44 MTMS	39.00	1	Kerley, April D	36 ANBM	27.80
2	Sterzer, Robin S	50 QSS	26.56	3	Cartier, Nicole	40 BBMA	32.43	2	Crusco, Kysa M	39 NEM	27.35
3	Matherne, Susan K	53 RICE	26.50	4	Kavanagh, Hillary	42 NEM	31.00	3	Lee, Kristi D	39 SAWS	26.95
4	Henderson, Kristin W	54 FAST	26.37	5	Carter, Eddie C	44 NCMS	30.41	4	Carlson, Jennifer M	35 RMST	26.85
5	Sappay, Collette H	50 CMS	24.80	6	Suhr, Kerry	43 SWYM	31.00	5	Ayala, Kathleen	35 UC34	26.55
6	Livingston, Leslie C	53 RAM	25.10	7	Williams, Luisa	44 UC43	32.40	6	Perez, Sarah M	39 WMAC	26.80
7	Dahl, Lisa A	53 PSM	26.39	8	Beels, Kendall R	42 RMST	37.92	7	Keeler, Susan E	36 WCM	26.89
8	Garnier, Kathy L	54 CMS	26.52	9	Shoemaker, Lindsay A	29 WMST	35.19	8	Reeves, Tessa L	36 OREG	27.23
9	Gallagher, Kathy	50 ARIZ	26.59	Heat 25 of 41 Finals			Heat 29 of 41 Finals				
10	Cleavenger, Becky	51 CVMM	26.76	1	Fahey, Lisa	44 AGUA	30.06	9	Hindle, Lori D	39 NEM	27.52
Heat 20 of 41 Finals			Heat 25 of 41 Finals			Heat 30 of 41 Finals					
1	Anthony, Amber D	48 MOST	34.32	2	Ihrke, Amber	44 IM	29.49	10	Lawrie, Dawn J	39 SNM	27.82
2	Feix, Jenny C	45 SMM	33.00	3	Haberstich, Carrie	43 IM	29.28	1	Chatzigeorgiou, Georgia	38 WMAC	26.00
3	Hecimovich, Beth A	49 NCMS	32.00	4	Thompson, Amy W	44 TOC	29.01	2	Dowgiert, Angela	35 NEM	25.73
4	Kennedy, Kari	47 IMSC	31.00	5	Heil, Michelle E	44 PCAT	28.90	3	Whitney, Ashley A	35 NASH	25.50
5	May, Jennifer L	46 WMAC	30.18	6	Plotz-Saribalas, Amy M	42 NAM	29.00	4	Richards, Ericka L	37 SRM	24.09
6	Daves, Carole	47 NITR	30.30	7	Hughes, Megan	41 ISMT	29.07	5	Brooks Crozier, Jennifer	38 CONN	23.99
7	Greene, Dana M	46 UC13	31.94	8	Rafalowski, Shannon	43 CTS	29.40	6	Mihalik, Jennifer	36 AMS	24.00
8	Busa, Jackie	49 HRCSS	32.03	9	Graydon, Carlye	44 MACA	29.82	7	Glenn, Katie	38 STAN	24.30
9	Gonzales-Soza, Roxanna	49 MOST	34.09	10	Khalil, Heidi G	44 ROSE	30.29	8	Inada, Noriko	36 PSCM	25.57
10	Flynn, Christi	46 PSM	34.80				Heat 30 of 41 Finals				
						9			Giovanni, Melissa K	35 LVM	25.82
						10			Skinner, Sonja	38 OREG	26.00

2015 USMS Spring National Championships, Sanction #: 435-S001

National Aquatic Center & Northside Natatorium

Meet Program - Saturday, April 25, 2015

Heat 31 of 41 Finals

1	Clancy, Kathleen E	32 RAM	40.00
2	Stevens, Stephanie	32 CAQM	34.50
3	Ricker, Jessie	30 NEM	31.21
4	Yoder, Abigail L	33 BUMS	29.78
5	Thompson, Cooke	34 KATS	28.68
6	Fitzhugh, Katy M	32 TXLA	29.14
7	Cedio, Mary E	32 AAAA	30.00
8	Clarke, Summer	34 LVM	33.99
9	Wanless, Eileen	31 RAM	35.00
10	Willing, Ruth	26 MOST	34.00

Heat 32 of 41 Finals

1	Wagoner, Keelah J	31 OMAH	28.34
2	Cush, Rachel	30 MICH	28.00
3	Wais, Tracy	34 IM	27.36
4	Kelly, Kaymee	30 BUMS	27.26
5	Ebert, Nicole D	31 WMST	27.15
6	Lanette, Carolann L	31 TXLA	27.21
7	Shipp, Rachel V	32 TOC	27.34
8	Moeller, Jennifer	32 WMAC	27.70
9	Wilkins, Jillian A	34 YCFM	28.01
10	Corporon, Nicole A	30 CON	28.50

Heat 33 of 41 Finals

1	Peterson, Stacy E	33 L4S	26.80
2	Gill, Meg B	30 TOC	25.34
3	Linke, Lyndsey M	34 CMS	24.55
4	Coombe, Katy A	31 HOPK	24.41
5	Holt, Laura	34 TXLA	23.83
6	Radecke-Noble, Jennifer D	30 TVM	24.39
7	Vorrasi, Catherine M	32 ARIZ	24.47
8	Erickson, Lauren	30 VSM	24.87
9	Bradley, Blaire C	30 MOST	26.08
10	Tweedy, Rebecca	32 MINN	26.85

Heat 34 of 41 Finals

1	Crain, Katherine	25 CTS	30.15
2	Bruns, Anneliese C	29 DKTA	28.37
3	Mason, Jes	29 NTEX	28.01
4	Rivera, Evangeline N	27 PCAT	27.95
5	Hdez, Gabriella	28 TOC	27.56
6	Bott, Nicole	29 AAAA	27.70
7	Knapp, Blayne	27 FAST	28.00
8	Colella, Mariel	29 FINS	28.27
9	Dell, M Christine	27 LTAZ	29.78
10	Bradley, Nicole	28 AAAA	33.74

Heat 35 of 41 Finals

1	Roth, Tena	25 USF	27.00
2	Penn, Kylee	28 MOST	26.90
3	Koran, Mary Ellen I	27 VSM	26.46
4	Garbo, Rachel	25 MICH	26.38
5	Abrams, Stacy A	27 TXLA	26.32
6	Kliwer, Allison	26 TXLA	26.35
7	Young, Katie	25 MINN	26.39
8	Webb, Amy K	28 AWJ	26.50
9	Hoops, Valerie R	28 DAMM	26.92
10	White-Olson, Steff L	29 HOPK	27.24

Heat 36 (#28 Women 50 Yard Freestyle)

1	Lewinski, Katie	25 UC25	26.02
2	Melo, Florencia	25 SFTL	25.77
3	Moore, Maki	29 LVM	25.70
4	Pisano, CJ	28 PBM	25.55
5	Ballenger, Marie A	28 TOC	25.20
6	Freundreis, Lauren K	26 ROSE	25.52
7	Stacy, Jessica	25 OREG	25.70
8	Davidoff, Cara	29 TOC	25.75
9	Smith, LaJoya B	26 UC13	25.90
10	Terrell, Stephanie L	26 SFTL	26.25

Heat 37 of 41 Finals

1	McGraw, Kathleen E	28 TOC	24.99
2	Hale, Alicia	26 TW	24.44
3	Sims, Amanda M	26 OAM	24.00
4	O'Donnell-McCarthy, Fiona	28 TOC	23.89
5	Raatz, Katherine	26 TOC	23.40
6	Grevers, Annie	27 ARIZ	23.73
7	Nascimento, Tamiris S	27 TXLA	24.00
8	Stupp, Julie A	29 PAQM	24.00
9	Schauwecker, Jessica L	25 FAST	24.67
10	Gupta, Shruti	28 HOBO	25.09

Heat 38 of 41 Finals

1	Heins, Kelsey	22 RGSC	48.00
2	Monsen, Meg	21 PSM	31.98
3	Radtke, Amanda L	19 DUCK	30.05
4	McGrew, Kaitlin M	20 PSM	30.00
5	Callahan, Danna	23 DAMM	29.50
6	Huetteman, Audrey	22 DUCK	30.00
7	Monsen, Allie	19 PSM	30.00
8	Tikka-Dills-Lovasz, Sarah E	21 CWST	30.99
9	Gonser, Becca	19 CWST	33.00

Heat 39 of 41 Finals

1	Gonzalez, Giovanna L	23 ROSE	29.00
2	Lemke, Savannah	22 CWST	28.58
3	Thomas, Melissa	18 MOST	28.44
4	Barnick, Angela	20 PSM	28.42
5	Wagner, Catherine	22 RGSC	28.00
6	Jones, Erin T	18 DUCK	28.00
7	Knight, Heather K	19 AAAA	28.42
8	Thomas, Brittany	24 MOST	28.53
9	Kolodgie, Kaia M	20 ROSE	29.00
10	McKiernan, Alex M	21 PSM	29.50

Heat 40 of 41 Finals

1	Prange, Cara	20 PSM	27.82
2	Shedlosky, Anne M	19 TXLA	27.75
3	Streeter, Shannon E	23 ROSE	27.61
4	Akins, Erin	20 TXST	27.47
5	Reeves, Katherine W	24 TOC	27.20
6	MacClain, Dakota D	24 LMAO	27.45
7	Harper, Mariah	22 TXLA	27.50
8	Miller, Sarah E	21 FCST	27.75
9	Stultz, Shelby	22 INDY	27.80
10	Maisel, Sabrina	24 MVM	27.99

Heat 41 of 41 Finals

1	Adams, Laura D	23 ROSE	26.64
2	Parker, Kara G	23 TXLA	26.07
3	Polhill, Ali C	22 WM	25.99
4	Nolte, Jeanette C	23 IM	24.96
5	Murphy, Kathryn T	22 TOC	23.75
6	Halberstadt, Lexie	23 DKTA	24.15
7	Munson, Vicki	22 TXST	25.45
8	Duin, Morgan C	22 MOST	26.00
9	Bates, Elissa G	24 TULS	26.52
10	Cooke, Kelsey	22 TXLA	26.98

2015 USMS Spring National Championships, Sanction #: 435-S001

National Aquatic Center & Northside Natatorium

Psych Sheet - Saturday, April 25, 2015

#29 Men 200 Yard Butterfly

Name	Age	Club	Seed	Time
18-24				
1 Fusilier, Beau D	18	AGM	1:51.01	
2 Bruckman, Mitchell	19	CMS	1:51.37	
3 Offutt, Bryan T	23	TOC	1:54.23	
4 Perez, Ricky	18	WMAC	1:58.00	
5 Charriez, Greg	23	RICE	2:00.00	
6 Duran, Roberto A	23	PM	2:02.47	
7 Materniak, Eric R	23	DRMS	2:03.78	
8 Lybarger, Andrew R	24	FAST	2:05.00	
9 Sanchez, Ralph	24	ROSE	2:20.00	
10 Botyarov, Michael	20	CMS	2:21.36	
11 Dickson, Keith F	18	ARIZ	2:40.24	
25-29				
1 Vogel, Jake N	27	WHAC	1:55.04	
2 Barta, Samuel	25	TW	1:59.07	
3 Simoni, Evan V	25	TOC	1:59.68	
4 Moritz, Nathan B	25	UC21	2:00.84	
5 Yntema, Douwe	26	TOC	2:02.29	
6 Sagginario, Joseph	26	OWST	2:08.09	
7 Smith, David J	27	CMS	2:10.00	
8 Marchant, Ryan A	26	UC04	2:15.92	
9 Altman-Kurosaki, Jonas Y	26	AGUA	2:19.15	
10 Taylor, Tim	28	ALEX	2:35.80	
30-34				
1 Gaines, Billy	34	LVM	1:57.50	
2 Vanderkaay, Christian	33	MICH	1:59.99	
3 Bey, Matthew D	31	NAM	2:02.00	
4 Batchelder, John R	34	CMS	2:11.16	
5 Berg, Chris	30	WIND	2:12.56	
6 Rouch, Stephen T	34	INDY	2:14.73	
7 Roper, Matthew D	34	DAM	2:16.25	
8 Malik, Michael J	33	PALM	2:27.18	
35-39				
1 Scalise, Erik L	37	SNM	1:53.12	
2 Kerekjarto, Tamas	35	COOG	1:53.80	
3 Holden, Blake A	38	TERR	2:02.50	
4 Chamberlain, Matt E	39	SDM	2:03.45	
5 De Leon, Louis P	38	TW	2:07.79	
6 Bardak, Peter D	38	IM	2:10.14	
7 Bonis, Joshua M	35	WMAC	2:15.00	
8 Cedanio, Noel	35	BCTM	2:20.82	
9 Judge, Joshua M	38	TNYA	2:27.18	
10 Miller, Matt	37	OREG	2:27.94	
11 Kim, Steve	38	ROSE	2:40.28	
40-44				
1 Andersen, Morten	44	NCMS	2:02.43	
2 Dreitzler, Todd M	44	PSCM	2:04.00	
3 Miller, Joe B	42	OCMT	2:04.10	
4 Valle, Marc A	41	ARIZ	2:08.95	
5 Marsh, Brandon	40	WHAC	2:11.23	
6 Goodison, Michael R	43	TERR	2:12.72	
7 Mercer, Scott	44	MOST	2:18.10	
8 Garza, Alejandro	42	FAST	2:20.00	
9 Herman, Eric C	43	SPM	2:22.00	
10 Wen, Patrick J	42	WCM	2:22.01	
11 Smitheal, Jeremy L	42	WHAC	2:22.86	
12 Villarreal, George C	43	TULS	2:26.29	

45-49

1 Solano, Abraham E	45	SKY	2:03.47
2 Clarke, Dick	46	IM	2:03.80
3 Shaffer, Mike G	49	VCM	2:04.89
4 Kroupa, Andy S	46	YCFM	2:08.40
5 Dickson, Kurt F	47	ARIZ	2:09.91
6 Tripps, Scott P	45	HOPK	2:11.11
7 Borton, Dan	47	ROSE	2:15.68
8 McGiffin, Chris D	49	BERK	2:18.19
9 Jones, Kenton R	47	SDSM	2:18.97
10 McIntosh, Tad	48	DAMM	2:19.50
11 Oyler, Paul F	49	UC11	2:19.50
12 Brandt, Mark W	49	IM	2:20.09
13 Petrilla, Eric A	45	SNM	2:23.07
14 Carter, Seanbaker	47	THOR	2:51.53

50-54

1 Sims, David E	52	IM	1:59.26
2 Mann, Jonathan E	54	CMS	2:09.23
3 Melanson, Edward	52	CMS	2:09.46
4 Morris, Richard L	51	NAM	2:09.75
5 Phillips, Daniel L	52	PSM	2:13.74
6 Wood, Steve	54	YCFM	2:15.00
7 Segarra, Rafael G	51	AQAX	2:15.39
8 Birnrich, Chris L	51	NAM	2:16.00
9 Cleaver, Oliver	52	SAWS	2:17.77
10 Wise, Mike	50	CMS	2:18.80
11 Valley, Eric	53	MOVY	2:19.81
12 Doyle, Michael B	51	PCAT	2:21.34
13 Vargas, Daniel	54	ARIZ	2:25.00
14 Amick, Jim	53	RIDG	2:27.00
15 Jezic, Boris	51	TXLA	2:27.75
16 Osburn, Chris	51	RIDG	2:28.08
17 Wyckoff, Benjamin W	50	CONN	2:35.00
18 Dauginas, Joe	52	VALM	2:42.31
19 Kercher, Craig A	53	MOST	2:47.11

55-59

1 Sauer, Jim	58	TXLA	2:08.30
2 Vandam, David K	59	TXLA	2:11.77
3 Stephenson, Dan	58	ROSE	2:12.10
4 Morales, Tito	56	UCLA	2:13.86
5 Morales, John R	57	SRM	2:15.90
6 O'Brien, Kerry L	58	WCM	2:16.82
7 Archer, Branch T	55	TXLA	2:19.69
8 Seibt, Andreas K	57	IM	2:20.00
9 Waters, Steve	56	UC43	2:20.49
10 Rogers, Randy	56	PSM	2:22.27
11 Reed, Clay F	58	CRUZ	2:23.00
12 Cue, Juan	55	TBAM	2:25.00
13 Smith, Darrell J	58	MINN	2:25.23
14 Cheney, David W	57	ANCM	2:25.49
15 Walker, Donald M	56	TW	2:32.49
16 Copeland, Rob	58	GAJA	2:34.95
17 Lindstedt, David P	59	LAPS	2:40.00
18 Freeman, Stephan J	59	SPM	2:46.49
19 McFarland, James A	55	NCMS	2:47.48
20 Wang, Ke	58	ARIZ	2:56.38
21 Clark, David L	57	WMAC	2:58.00
22 Wright, Stephen S	56	TXLA	2:59.99
23 Anderson, Robert L	59	PCCM	3:21.32

60-64

1 Dodson, Phil L	62	IM	2:18.56
2 Guadagni, Peter M	60	WCM	2:22.15
3 Gooding, Jack W	61	ARKM	2:25.82
4 Davis, Kern M	60	SPM	2:33.26
5 Wood, Larry W	61	TXLA	2:36.00
6 Phipps, Tom	61	OREG	2:44.80
7 Vance, Brian A	64	TXLA	2:57.76
8 Kravitz, Larry C	61	AQTX	2:58.67
9 Miller, Jamie A	60	NCMS	4:13.28

65-69

1 Kerns, Hubie	65	VCM	2:27.00
2 Bell, Alan	65	PSM	2:38.99
3 Bernard, Alan D	65	TAM	2:40.46
4 Rudloff, Edward	67	TOC	2:41.43
5 Springer, Douglas A	68	ARIZ	2:45.76
6 Rollins, Bruce W	65	WMST	2:54.71
7 Seidman, Lawrence B	67	GSM	3:13.26
8 Vandam, Gerald E	65	HOPK	3:14.51
9 Shaffer, Craig A	68	ARIZ	3:18.91
10 Osborne, Oz	69	ELG	3:24.80
11 Gregersen, Bodvar A	66	WSMC	11:23.29

70-74

1 Bergman, John	73	MINN	3:22.00
2 Iselin, Christian R	71	YCFM	3:35.15
3 Bell, John L	72	SDSM	3:40.67
4 Smith, Dave	70	ELG	3:43.45
5 Hamilton, Raymond H	71	AKMS	4:00.00

75-79

1 Wolfe, Artie	75	TAOS	3:12.27
2 Williams, Frank	75	SDSM	3:14.50
3 Badgley, David	75	OKMS	3:47.79
4 Nelson, Ed E	75	LAPS	4:20.10

80-84

1 Lauer, William J	80	TNAQ	3:30.97
2 Stolz, Hal F	80	GAJA	3:40.10
3 Good, Larry A	81	SLAM	3:50.65
4 Grohe, William E	81	USF	5:11.86

85-89

1 Maine, Thomas O	89	SLAM	5:00.36
-------------------	----	------	---------

Chlorine-Out Hair & Skin Care



Good Luck USMS
Participants!
Proud to Support:



YOUR SWIM YOUR AFTER

#1 Tested & Approved!

www.sbrsportsinc.com

other exceptional swimming products by



Anti-Fog Cleaning Wipes
leaving you with crystal clear vision

DERMASPORT
skincare
heals swimmer's skin
start good habits now with face nutrition



TRISLIDE
Continuous Spray
eases entry into tech suits
eliminates chafing

refresh with complimentary TRISWIM JUGS in locker room showers



follow us for giveaways, contests & samples!
www.sbrsportsinc.com

scan code
to like us
on



2015 USMS Spring National Championships, Sanction #: 435-S001

National Aquatic Center & Northside Natatorium

Psych Sheet - Saturday, April 25, 2015

#30 Women 200 Yard Butterfly

Name	Age Club	Seed Time
18-24		
1 Bicek, Adrienne L	24 IM	2:11.74
2 Nolte, Jeanette C	23 IM	2:16.42
3 Burmood, Erica A	23 WIND	2:20.00
4 Reeves, Katherine W	24 TOC	2:25.00
5 Perez, Esmeralda	20 WMAC	2:25.00
6 Miller, Jenna L	23 GSMS	2:39.67
7 Dugan, Kylie	19 CWST	3:45.00
25-29		
1 Kastes, Katie C	25 TOC	2:00.00
2 Modrov, Priscilla A	27 SWMN	2:09.00
3 Togias, Anna	29 NOVA	2:20.00
4 Herring, Magwyer	25 ROSE	2:24.60
5 Hoops, Valerie R	28 DAMM	2:29.38
6 Murray, Lesley C	26 TXLA	2:30.15
7 Braniecki, Ashley L	29 O*H*	2:32.52
8 Moty, Bridget C	27 FAST	3:02.61
30-34		
1 Radecke-Noble, Jennifer D	30 TVM	2:10.68
2 Gill, Meg B	30 TOC	2:17.50
3 Bankovich-Mihalik, Bethany	32 1776	2:20.67
4 Vandam, Kathryn E	30 HOPK	2:21.31
5 Quinnell, Jodi A	32 CMS	2:23.17
6 Williams, Melinda B	33 NEM	2:29.15
7 Andrus, Megan M	33 LVM	2:39.80
8 Risinger, Vicki B	31 WMST	2:40.07
9 Wolf, Jenny	32 NEM	2:42.00
10 King, Rebecca L	34 SMS	2:42.21
11 Stutz, Kathleen J	32 SFTL	3:11.07
12 Nash, Kerri	33 LVM	4:03.00
35-39		
1 Moro, Erin C	36 PALM	2:18.18
2 Koch Davis, Laura K	38 WMST	2:19.27
3 Perez, Sarah M	39 WMAC	2:27.50
4 Lawrie, Dawn J	39 SNM	2:36.77
5 Schneider, Erin E	36 WMAC	2:39.99
6 Belluomini, Melanie C	37 DAM	2:48.16
7 Frindell, Kelly S	35 TXLA	3:30.00
40-44		
1 Reece, Margaret E	43 CHIC	2:22.00
2 Moss, Bonnie M	43 SNM	2:27.00
3 Day, Nadine K	44 INDY	2:27.88
4 Stuart, Julie	41 TNAQ	2:29.81
5 Strong, Susan D	43 WCM	2:35.00
6 Selz, Elise R	44 CFSC	2:38.20
7 Breeger, Tricia A	44 TPIT	2:39.30
8 Framke, Erin C	41 CMS	2:50.26
9 Volz, Kristin R	41 SFTL	3:43.19
10 Vaganova, Natalia	40 ABM	4:15.45
45-49		
1 Dooley, Katy	48 TXLA	2:23.94
2 Jolly, Lynn	49 TOC	2:25.57
3 Friedlander, Rebecca L	48 CMS	2:30.50
4 Turner, Kristen M	45 WHAC	2:31.57
5 Hodgert, Donna M	47 VMST	2:32.69
6 Cranny, Jennifer R	46 PALM	2:35.65
7 Aitken, Florence	48 LVM	2:40.00

45-49...(#30 Women 200 Yard Butterfly)

8 Elias, Tiitta K	47 MOST	2:40.00
9 Ruppe, Mary D	45 RICE	2:40.00
10 Gardner, Nicole	45 SNM	2:41.50
11 Nelson, Sheila	46 SRM	2:48.65
12 Zien, Livia L	49 SPM	2:49.03
13 Hubbard, Cheryl B	47 SWYM	2:51.56
14 Seibert, Tracie	45 SNM	3:03.56
15 Goldsmith, Dara	48 LVM	3:18.12
50-54		
1 Klestinec, Robin L	53 NAM	2:23.57
2 Block, Andrea J	53 IM	2:25.33
3 Frederic, Christine H	50 SMS	2:28.84
4 Delmage, Arlene	52 OREG	2:29.54
5 Birnrich, Beth	51 NAM	2:32.34
6 Countryman, Marianne	50 GAJA	2:33.46
7 Ditzler, Kristy	50 TXLA	2:37.16
8 Vanderpoel, Nicole L	50 CMS	2:39.22
9 Kupan, Cheryl A	50 SPM	2:39.63
10 Perry, Rebecca R	50 MAM	2:45.95
11 Andrade, Rosana	54 MOST	2:46.00
12 Schriger, Joan A	50 TOC	2:47.91
13 Kuwahara, Lisa K	52 UTAH	3:00.00
14 Thayer, Marieke	53 SDSM	3:19.11
15 Bibles, Shirley	52 AGM	3:28.01
16 Huffman, Martha	51 RAM	5:00.00
55-59		
1 Granger, Traci S	57 LAPS	2:35.00
2 Valdez, Elaine S	59 MOST	2:42.60
3 De Groot-Hedlin, Catherine I	55 WIND	2:44.50
4 Brown, Denise H	55 MICH	2:52.01
5 Dillan, Gloria	55 PSM	2:53.37
6 Neville, Cathy V	57 SDSM	2:55.66
7 Tokayer, Susan	55 WM	2:56.43
8 Hilpert, Bess	59 TXLA	3:07.98
9 Keisling, Christine M	58 SVY	3:12.47
10 Quinn, Phyllis E	59 TOC	3:12.80
11 O'Brien, Charlene A	58 WCM	3:15.08
12 Sprouse, Cecily	58 DAM	3:21.50
13 Winck, Patty K	59 UC16	3:38.36
14 Larson, Linda L	59 SFTL	3:39.96
15 Sparkman, Annabel S	56 MOST	3:50.00
16 Rust, Lib	55 PSM	4:00.00
60-64		
1 Taylor, Barbara G	60 YCMS	3:17.09
2 Steil, Tamara R	60 MICH	3:19.60
3 Lindsey, Connie	63 MOST	3:29.35
4 Ehrke, Nancy L	61 WMAC	3:30.00
5 Kaguni, Laurie S	62 MICH	3:31.60
6 Weston, Susan E	63 SDSM	3:44.00
7 Callaway, Linda	62 MOST	4:04.70
8 Brittingham, Regina	63 WCM	4:30.00
65-69		
1 Gettling, Janet	66 OREG	3:21.55
2 Clarkson, Tracy L	65 1776	3:25.00
3 Brown, Dana B	67 PALM	3:30.79
4 Panayotoff, Kristi M	66 GS	4:04.27
70-74		
1 Barnea, Daniela	71 STAN	3:24.45
2 Pohlmann, Mary M	70 SLAM	3:37.44
3 Kranpitz, Nancy	70 WMAC	3:43.11

4 Meyers, Susan L	73 SYSM	3:46.00
5 Sauer, DeEtte A	73 MOST	4:16.11
6 Hlavacek, Ida M	72 VMST	4:38.04
75-79		
1 Case, Mary Ann	75 ARIZ	3:44.88
2 Stretch, Nancy	75 TOC	4:20.00
80-84		
1 Mueller, Diane M	80 CAQM	8:20.93

SPONSOR PARTNERS



Exclusive Information and Content

- Bimonthly *SWIMMER* magazine
- Monthly e-newsletter *STREAMLINES*
- For coaches, monthly e-newsletter *STREAMLINES for Coaches*
- Exclusive articles and stories at usms.org
- Join thousands of other swimmers on our active online Discussion Forums, create your own blog, and interact with the worldwide swimming community at usms.org
- Create a personal usms.org email address
- Track fitness activities in your online Fitness Log

Fitness and Participation Programs

- Popular national events such as the Speedo 1-Hour Swim, 3000/6000-yard swims, and 5K/10K swims
- Fitness programs such as Go the Distance and Check-off Challenge

Competition Programs

- Regional pool championships
- Spring and summer national pool championships
- National championship open water events

Recognition and Awards

- Your event results archived on usms.org
- Top 10 and All-American awards and recognition
- Volunteer service awards



Volunteer Opportunities

- Organization and leadership positions within your LMSC and at the national level

Coaching

- Online workouts written by USMS coaches
- Coached workout programs in your area
- Coached workouts nationwide when traveling
- Program development support, including visits from Club and Coach Services
- Coach certification and professional development for coaches

Insurance

- Coverage while participating in USMS insured activities including \$25,000 of excess accident insurance for medical and dental and liability insurance for USMS practices, meets, and approved activities

Grants

- Apply for grants for your local club development through the Swimming Saves Lives Foundation
- Over \$60,000 in grants were given to adult learn-to-swim programs in 2014

Sponsor Discounts

- Exclusive sponsor discounts and rewards

Full details online at usms.org

Day 4 – Sunday, April 26

Warm-up

6:30 a.m.-7:50 a.m.

Check-in Deadline for Day 4

The 500 freestyle, 200 Freestyle, and 200 IM are positive check-in events. Check-in may be done in person at the registration area or online at usms.org.

Sun., April 26	500 freestyle (women) 200 breaststroke 200 IM	7 a.m. 9 a.m. 11 a.m.
----------------	---	-----------------------------

PLEASE NOTE:

If you do not check in by the deadline, you will not be seeded; there are no exceptions.

Meet Start Time

8:00 a.m.

Men	Event	Women
	500 freestyle (women)	34
30 minute warm-up in competition pool		
35	200 mixed medley relay	35
37	50 butterfly	38
39	200 breaststroke	40
41	50 backstroke	42
43	100 freestyle	44
45	200 IM	46

2015 USMS Spring National Championships, Sanction #: 435-S001

National Aquatic Center & Northside Natatorium

Psych Sheet - Sunday, April 26, 2015

#34 Women 500 Yard Freestyle

Name	Age	Club	Seed Time
18-24			
1 Bicek, Adrienne L	24	IM	5:05.21
2 Miller, Sarah E	21	FCST	5:17.50
3 Smith, Molly A	23	NEM	5:18.08
4 Arnold, Allison A	22	TOC	5:20.00
5 Kutac, Carleigh L	24	DADS	5:28.22
6 Anderson, Sydney E	22	PSM	5:36.42
7 Miller, Lindsay	22	DUCK	5:50.00
8 Bates, Elissa G	24	TULS	5:50.20
9 Miller, Jenna L	23	GSMS	5:50.70
10 Brink, Opal E	20	QMST	5:50.83
11 Balz, Marielle	23	AGUA	5:55.00
12 Stultz, Shelby	22	INDY	6:01.64
13 Prange, Cara	20	PSM	6:04.34
14 Doherty, Jessica L	20	TFAM	6:07.20
15 Jones, Erin T	18	DUCK	6:10.00
16 Monsen, Emily	19	PSM	6:47.00
17 Moerdyk, Kristen M	21	CWST	7:00.49
18 Dugan, Kylie	19	CWST	7:55.69
19 Baldwin, Tricia A	24	SKY	8:08.18
25-29			
1 Kastes, Katie C	25	TOC	4:50.00
2 Stupp, Julie A	29	PAQM	5:00.00
3 Parker, Emily S	29	SDSM	5:11.29
4 Modrov, Priscilla A	27	SWMN	5:15.00
5 Davidoff, Cara	29	TOC	5:15.00
6 Melo, Florencia	25	SFTL	5:17.77
7 Looney, Jessica	26	NEM	5:25.00
8 Michota, Stase E	25	SPM	5:30.00
9 Penn, Kylee	28	MOST	5:30.01
10 Webb, Amy K	28	AWJ	5:32.34
11 Walgamott, Annie	26	TMAT	5:32.73
12 Wilson, Alana N	28	WMST	5:33.43
13 Murray, Lesley C	26	TXLA	5:39.59
14 Scott, Ashley E	26	CMS	5:40.47
15 Hoops, Valerie R	28	DAMM	5:43.03
16 Conkey, Sarah J	25	SNM	5:50.54
17 Pisano, CJ	28	PBM	5:56.01
18 Andrew, Becca	26	TXLA	5:57.00
19 Stengel, Julia P	29	ROSE	5:57.25
20 Herring, Magwyer	25	ROSE	5:57.37
21 Mason, Jes	29	NTEX	6:01.56
22 Egan, Caroline M	29	FCST	6:07.63
23 Bott, Nicole	29	AAAA	6:23.00
24 Wellman, Meghan A	29	NEM	7:02.00
25 Colavito, Shannon J	27	LVM	7:45.00
30-34			
1 Radecke-Noble, Jennifer D	30	TVM	5:07.88
2 Williams, Melinda B	33	NEM	5:35.51
3 Liberty, Laurel M	33	LIB	5:35.57
4 Ebert, Nicole D	31	WMST	5:42.91
5 Quinnell, Jodi A	32	CMS	5:55.38
6 Moeller, Jennifer	32	WMAC	6:05.51
7 Van Horn, Alaina L	34	L4S	6:09.99
8 VonJentzen, Emily	32	KATS	6:10.47
9 DeLalla, Laurie B	33	CRUZ	6:11.89
10 Flessert, Amy M	30	NORT	6:21.00

11 Wanless, Eileen	31	RAM	7:00.00
12 Bernier, Elise	33	WIND	7:10.00
13 Odonnell, Meghan	32	ROSE	7:10.95
14 King, Sarah C	31	MTMS	9:39.07
35-39			
1 Lewis, Cynthia J	39	WIND	5:17.18
2 Gruenberg, Brigitta M	35	SAWS	5:28.31
3 Lee, Kristi D	39	SAWS	5:31.84
4 Crusco, Kysa M	39	NEM	5:38.44
5 Carlson, Jennifer M	35	RMST	5:44.95
6 Hindle, Lori D	39	NEM	5:45.15
7 Giovanni, Melissa K	35	LVM	5:50.00
8 Reeves, Tessa L	36	OREG	6:09.07
9 Rittenhouse, Amy R	37	HOPK	6:14.62
10 Bowe, Pamela	39	LVM	6:15.00
11 Svatek, Mandie T	39	MOST	6:15.15
12 Giffin, Meghan J	36	ROSE	6:16.43
13 Baudis, Christina	38	NEM	6:17.10
14 Reece, Katherine F	39	CHIC	6:25.24
15 Williams, Valerie A	36	IM	6:30.00
16 Helm, Maureen	35	NITR	6:51.12
17 Stow, Meredith A	36	L4S	6:55.28
18 Wingenter, Suzanne	39	MOST	8:10.00
40-44			
1 Breeger, Tricia A	44	TPIT	5:41.19
2 Beeman, Ashley C	43	CONN	5:43.20
3 Moorhead, Amy J	43	PSM	5:44.17
4 Natkin, Heidi	41	AWJ	5:58.00
5 Denison, Stephanie	44	SMST	5:58.05
6 Texel, Paula M	44	SPM	5:58.22
7 Strong, Susan D	43	WCM	6:00.00
8 Lassen, Megan M	44	SFTL	6:01.77
9 Norman, Adina	43	TULS	6:06.52
10 Jones, Leslie L	42	RMST	6:06.76
11 Moss, Bonnie M	43	SNM	6:14.00
12 Ihrke, Amber	44	IM	6:14.76
13 Misage, Nancy	44	TXLA	6:15.01
14 Cebrowski, Catharine L	44	MOST	6:19.00
15 Marvin, Linda L	41	INDY	6:20.62
16 Wegner, Karin M	42	LVM	6:22.50
17 Tuttle-Best, Ann M	40	DASC	6:29.74
18 Kavanagh, Hillary	42	NEM	6:30.00
19 Gitzinger, Jennifer L	40	LIB	6:30.05
20 Ganguly, Lisa A	44	FCST	6:35.50
21 Fahey, Lisa	44	AGUA	6:47.24
45-49			
1 Stone, Stephanie	47	PCAT	5:22.00
2 Dooley, Katy	48	TXLA	5:29.57
3 Aitken, Florence	48	LVM	5:45.00
4 Jolly, Lynn	49	TOC	5:45.45
5 Reiss, Natasha	45	WIND	5:46.70
6 LeClair, Dale A	45	SPM	5:50.00
7 Coulehan, Maureen E	48	TXLA	5:50.00
8 Cranny, Jennifer R	46	PALM	5:53.62
9 Friedlander, Rebecca L	48	CMS	5:55.50
10 Weiderman, Jennifer	48	CVMM	6:00.47
11 Richardson, Kim G	46	CMS	6:02.82
12 Simmons, Cheryl A	47	ROSE	6:04.87
13 Reimer, Shelley B	45	PSM	6:05.00
14 Greene, Dana M	46	UC13	6:14.12

15 Bulman, Robin A	49	SRM	6:18.02
16 Daves, Carole	47	NITR	6:20.00
17 May, Jennifer L	46	WMAC	6:24.68
18 Schwartz, Jodi	47	SPM	6:31.99
19 Barry, Robin B	48	LVM	6:37.30
20 Pasterczyk, Christine	48	NEM	6:40.95
21 Feix, Jenny C	45	SMM	7:00.00
22 Bailie, Bridget A	45	STFF	7:00.93
23 DeVore, Suzanne T	46	WMST	7:15.00
24 Saad, Victoria L	49	CAQM	7:25.00
50-54			
1 Hernandez, Jill S	54	CHIC	5:21.88
2 Petersen, Charlotte	50	SPM	5:29.99
3 Jones, Eney	54	YCFM	5:35.45
4 Block, Andrea J	53	IM	5:38.33
5 Klestinec, Robin L	53	NAM	5:40.05
6 Petersen, Charlotte	54	CMS	5:45.00
7 Campbell, Trin A	51	UC26	5:45.00
8 Irish Bostic, Linda	51	PBM	5:46.95
9 Cleavenger, Becky	51	CVMM	5:47.82
10 Gallagher, Kathy	50	ARIZ	5:49.58
11 Nelson, Judy A	54	CMS	5:51.23
12 Countryman, Marianne	50	GAJA	5:54.42
13 Cook, Mimi	50	AKMS	6:02.29
14 Hagadorn, Heather	50	CMS	6:04.84
15 Vanderpoel, Nicole L	50	CMS	6:05.45
16 Major, Becki P	51	ARIZ	6:10.76
17 Jensen, Sue	54	NEM	6:12.40
18 Clark, Dawn	50	SPM	6:14.44
19 Finley, Ann	52	LAPS	6:20.00
20 Benedict, Anita	51	HEAT	6:20.11
21 Miller, Patricia M	54	VMST	6:22.15
22 Dau, Janice A	52	CMS	6:22.30
23 Howard, Amy	50	QMST	6:23.22
24 Cutting, Shannon E	51	ADMS	6:23.50
25 Rivas, Suzanne	52	MOST	6:23.50
26 Smart, Denise L	52	TULS	6:23.77
27 Ashworth, Michelle P	51	LVM	6:24.00
28 Ivey, Pamela A	53	LVM	6:24.00
29 Cuda, Suzanne E	54	MOST	6:24.66
30 Stephenson, Sally H	53	UC18	6:26.06
31 Derr, Kirsten L	50	CMS	6:40.00
32 Cushman, Susan	52	LVM	6:59.00
33 Bibles, Shirley	52	AGM	7:34.43
34 Bogue, Sherri L	51	SPM	10:17.52
55-59			
1 Warmuth, Stacey	58	VCM	5:49.00
2 Dykstra, Sally K	55	TXLA	5:58.95
3 Grilli, Tracy L	58	NEM	6:01.88
4 Brown, Denise H	55	MICH	6:02.56
5 Lippold, Mary B	59	PSM	6:10.92
6 De Groot-Hedlin, Catherine I	55	WIND	6:17.00
7 Valdez, Elaine S	59	MOST	6:17.50
8 Oliver, Karen M	55	OACM	6:18.06
9 Loux, Debbie L	56	MACA	6:18.58
10 Neville, Cathy V	57	SDSM	6:19.04
11 Harasz, Melissa	55	SPM	6:20.22
12 Tokayer, Susan	55	WM	6:26.01
13 Murray, Huddie M	58	AQTX	6:30.00
14 Quinn, Phyllis E	59	TOC	6:33.51

2015 USMS Spring National Championships, Sanction #: 435-S001
National Aquatic Center & Northside Natatorium
Psych Sheet - Sunday, April 26, 2015

55-59...(#34 Women 500 Yard Freestyle)

15 Hilpert, Bess	59 TXLA	6:38.43
16 Corliss, Linda L	55 NMMS	6:38.70
17 Dolan LaMar, Diana	57 SDSM	6:40.00
18 Klimko, Sue M	55 DAMM	6:43.75
19 Hines, Mary Anne	57 WMST	6:53.17
20 Clutter, Cynthia G	55 MMAC	6:57.38
21 Harrelson, Jo Ann	59 SPM	7:07.15
22 Rust, Lib	55 PSM	7:40.00
23 Rust, Amy	55 PSM	7:45.00
24 Chavez, Ramona A	57 TAOS	8:03.00

90-94

1 Kornfeld, Maurine E	93 MVN	11:42.55
-----------------------	--------	----------

60-64

1 Val, Laura B	63 TAM	6:01.00
2 Haynie, Dee A	60 TOC	6:25.00
3 Finch, Merry B	60 YCMS	6:36.03
4 Tourtual, Dorothy M	63 BUMS	6:46.39
5 Kessinger, Katy L	60 UTAH	6:48.99
6 Summers, Jeanna	61 OREG	7:00.00
7 Laney, Judith B	62 CMS	7:07.40
8 Willard, Mimi	61 NUTS	7:15.10
9 Call, Nancy A	61 TAOS	7:18.37
10 Dougherty, Mindy M	62 MVN	7:21.61
11 Bloomfield, Sue A	62 WMST	7:25.54
12 Robinson, Lauren	62 SED	7:30.75
13 Smith, Elspeth	62 FACT	8:38.00
14 Bonis, Susan	61 WMAC	9:54.57
15 Mead, Ann E	60 TOC	13:00.00

65-69

1 Miller, Celeste	65 SNM	6:27.00
2 Clarkson, Tracy L	65 1776	6:50.00
3 Shoenberger, Linda R	67 TAM	6:55.45
4 Menard, Joanne	67 MMAC	6:58.28
5 Burfeind, Betty	68 IM	7:24.00
6 Carruthers, Kate M	66 PSM	7:36.88
7 Ventura, Rosa V	67 SFTL	7:37.39
8 Gillies, Judy L	67 ARIZ	7:53.34
9 DeVennish, Elaine H	66 NAM	8:23.80
10 Marcantonio, Marcia E	65 MOST	9:50.00

70-74

1 Marr, Jackie M	71 SDSM	7:28.80
2 Anziano, Marcia	70 CMS	8:20.00
3 Tyler, Sarah L	70 SNM	8:30.00
4 Ridout, Nancy J	73 TAM	8:30.23
5 Wise, Louise	72 CMS	8:45.00
6 Zentgraf, Karen W	73 CMS	8:46.45
7 Stephens, Mary Lou	72 GAJA	9:23.10
8 Sauer, DeEtte A	73 MOST	9:28.88
9 Dillon Stewart, Jane E	72 WMAC	10:30.49
10 Trevison, Ellie	72 FACT	11:15.00
11 Avery, Susan H	73 MM	11:39.66

75-79

1 Leilich, Joann	76 WMST	7:59.00
2 Jebe, Margit H	76 T2NM	8:10.00
3 Henderson, Martha J	78 FACT	9:24.23
4 Arnold, Patricia F	76 SMS	9:51.02

80-84

1 Bensu, Janet L	82 USF	11:22.60
------------------	--------	----------

85-89

1 Copeland, Parkie J	85 ARIZ	10:59.99
----------------------	---------	----------

2015 USMS Spring National Championships, Sanction #: 435-S001

National Aquatic Center & Northside Natatorium

Meet Program - Sunday, April 26, 2015

#37 Men 50 Yard Butterfly				Heat 6 of 42 Finals			Heat 11 of 42 Finals				
Lane	Name	Age Club	Seed Time								
Heat 1 of 42 Finals				2 Sheahan, Dan 57 VMST 31.53			1 Welchlin, Bob 58 MOVY 27.89				
2	Shechter, Stanley J	82 AGUA	55.15	3	Lee, Stanley H	58 YCMS	30.61	2	Archer, Branch T	55 TXLA	27.72
3	Bartner, Norman G	80 GSM	51.57	4	Peyton, Mike W	59 OREG	31.00	3	Miller, Brent D	55 MOVY	27.34
4	Lauer, William J	80 TNAQ	40.68	5	Garcia, Rogerio E	53 AAAA	36.00	4	Lindstedt, David P	59 LAPS	27.01
5	Smethurst, Everett W	80 NOVA	44.75	6	Everett, Douglas D	51 ARIZ	39.82	5	Reed, Clay F	58 CRUZ	27.00
6	Fritz, Jack R	82 ARIZ	54.44	7	Downey, Andy	64 WOW	32.17	6	Jourdonnais, Craig S	55 MM	27.00
7	Pipkin, Ken	70 PCAT	40.11	8	Reeder, Bill D	62 PSM	33.88	7	Hoffman, Keith T	56 TXLA	27.04
8	Burr, Ken M	70 WCM	49.50	Heat 7 of 42 Finals			8	Smith, Darrell J	58 MINN	27.71	
Heat 2 of 42 Finals				1	Ravel, Rick	64 TTEX	31.00	9	Davis, Thomas W	57 ROSE	27.88
1	Kilbourne, Charles E	75 FACT	45.45	2	Childers, David W	60 RICE	30.14	10	Newhaller, Daniel J	56 SPM	28.10
2	McKinney, Kenneth O	76 ARIZ	43.00	3	Colella, Steve M	60 PSM	29.89	Heat 12 of 42 Finals			
3	Bledsoe, Dennis R	76 WCM	37.20	4	Haris, Lee D	61 TOC	29.59	1	Fisher, Dennis E	55 NAM	26.50
4	Williams, Frank	75 SDSM	35.13	5	Van Wart, Steve	61 WCM	28.63	2	Waters, Steve	56 UC43	26.49
5	Natelson, Michael	75 UC11	33.78	6	Yocom, Douglas N	63 1776	29.00	3	Klein, Jonathan E	57 NCMS	26.34
6	Hamada, Ahmed G	76 GOLD	36.14	7	Wright, Robert W	64 MOVY	29.70	4	Barton, Tom	58 PCAT	26.22
7	Marchbanks, Jerry L	79 MOST	42.93	8	Kahn, Stuart L	61 DAM	30.01	5	Kone, Bruce C	57 RICE	24.55
8	Goldstein, Mel E	76 INDY	45.07	9	Collier, Scott J	60 AKMS	30.30	6	Fields, John A	58 AWJ	25.50
9	Bell, John L	72 SDSM	36.32	10	Owens, Carl H	63 MOST	31.50	7	Leigh, Jay W	56 STAR	26.30
10	Hamilton, Raymond H	71 AKMS	40.00	Heat 8 of 42 Finals			8	Heath, Robert H	58 MAM	26.35	
Heat 3 of 42 Finals				1	Mc Bride, Duncan Q	60 LAPS	28.50	9	Bank, Holden J	55 CMS	26.50
1	Hultin, Walter B	71 CMS	35.00	2	Van Boer, Eric D	60 RHMS	28.00	10	O'Brien, Kerry L	58 WCM	26.96
2	Iselin, Christian R	71 YCFM	34.05	3	Williams, Bruce F	61 RICE	27.48	Heat 13 of 42 Finals			
3	Frost, Kenneth A	70 TAM	33.19	4	Gooding, Jack W	61 ARKM	26.20	1	Keen, John M	51 COOG	32.89
4	Straka, Peter	72 TYMS	30.90	5	Graham, Donald	60 PSM	25.49	2	Mitchell, Matthew	51 WMSC	32.21
5	Abrahams, Richard T	70 CMS	27.06	6	Martin, Doug	61 ARKM	25.80	3	Polhill, Brad	51 WM	31.02
6	Burns, Richard	71 TAM	28.90	7	Hildebrandt, David C	60 GAJA	26.60	4	Heimerdinger, Charles B	54 SNM	30.50
7	Ferraz, Jose E	70 GOLD	32.50	8	Hague, David J	61 UC43	27.90	5	Hubbard, Russell L	53 SWYM	29.60
8	Whitley, John K	72 WIND	33.39	9	Saint-Amour, Craig E	62 NYAC	28.44	6	Kercher, Craig A	53 MOST	29.63
9	Novell, Ken	72 VMST	34.23	10	Kelsoe, Robert	61 TNYM	28.50	7	Rowland, Jim	54 LIB	31.00
10	Bergman, John	73 MINN	36.00	Heat 9 of 42 Finals			8	Dowd, Douglas B	54 SLAM	31.04	
Heat 4 of 42 Finals				1	Sheaves, Mike	56 SSSM	30.10	9	Billings, Raymond	50 AKMS	32.50
1	Shaffer, Craig A	68 ARIZ	33.95	2	Godoy, Francisco J	56 WMST	30.05	10	Hover, Glenn R	53 MOST	33.65
2	Cashel, Bob	66 GSM	32.93	3	Engelking, Mike	56 FCST	30.00	Heat 14 of 42 Finals			
3	Krueger, P J	68 AAAA	32.86	4	Griffin, Jim	57 1693	29.67	1	Severance, David A	52 WMAC	29.28
4	Cothren, Jack	65 BUMS	30.42	5	Woolley, Ken	56 DAMM	29.50	2	Ozun, Sabri	51 LVM	29.20
5	Derr, John M	65 VCM	30.00	6	Kegley, Dale V	59 WWM	29.67	3	Brackett, Elliott	50 DAMM	29.20
6	Rudloff, Edward	67 TOC	30.06	7	Freeman, Stephan J	59 SPM	29.82	4	Murphy, Matthew G	53 GSM	29.05
7	Vandam, Gerald E	65 HOPK	31.50	8	Sikora, Rod	55 DAMM	30.00	5	Hasak, Amit	53 IM	29.00
8	Seidman, Lawrence B	67 GSM	32.88	9	Dugan, Thomas W	56 WIND	30.10	6	Cortez, Ralph A	52 IAMA	29.01
9	Weiner, H R	65 WMAC	32.99	10	Wetzel, Jeff	59 TXLA	30.50	7	Moore, John	53 NCMS	29.15
10	Houck, Philip D	65 AGM	40.00	Heat 10 of 42 Finals			8	Ingamells, Eric R	52 MOST	29.20	
Heat 5 of 42 Finals				1	Paulsen, Curtis A	55 WMAC	28.85	9	Gallivan, Kevin	50 MOST	29.27
1	Youtt, George R	66 BUMS	30.00	2	Lysinger, Chris S	58 COM	28.60	10	Woods, Thomas B	53 SDM	29.50
2	McPherson, Andrew M	68 DAM	29.00	3	Moreno, Al	56 GOLD	28.54	Heat 15 of 42 Finals			
3	Knopf, Thomas H	67 TOC	28.63	4	Walker, Donald M	56 TW	28.50	1	Baker, John	52 SMM	28.90
4	Music, Wayne	65 AAAA	28.34	5	Nelson, Kurt D	55 CMS	28.10	2	Patten, Bobby	52 DAMM	28.55
5	Gruber, Glenn A	65 VCM	27.61	6	McFarland, James A	55 NCMS	28.17	3	Cole, Andrew J	51 GOLD	28.37
6	Childs, Lee	66 GOLD	27.80	7	Lamour, Didier B	58 MINN	28.50	4	DuBay, John	50 UC18	28.17
7	Wright, Larry E	66 PSM	28.41	8	Shannahan, Mike	57 SAWS	28.60	5	Amick, Jim	53 RIDG	28.00
8	Heck, Steven V	65 MOST	28.82	9	Blommel, Gregory G	55 WMAC	28.72	6	Whitney, Timothy C	50 DAMM	28.00
9	Meyerhoff, Rick	68 TAM	29.80	10	Wang, Ke	58 ARIZ	29.08	7	Whitson, Steven K	53 DAMM	28.32
10	Brzezinski, Jay	68 PALM	30.00					8	Osburn, Chris	51 RIDG	28.47
								9	Le Vasseur, Andrew P	51 CMS	28.77
								10	Whelchel, David	53 LIB	29.00

2015 USMS Spring National Championships, Sanction #: 435-S001

National Aquatic Center & Northside Natatorium

Meet Program - Sunday, April 26, 2015

Heat 16 (#37 Men 50 Yard Butterfly)

1	Wyckoff, Benjamin W	50 CONN	27.96
2	DiBenedetto, Robert J	51 GYMS	27.83
3	Boileau, Mike	53 CMS	27.76
4	Tyler, Bob	52 NEM	27.56
5	Grisa, Thomas M	53 WMAC	27.20
6	White, Steve G	54 WMST	27.50
7	Shannahan, Matt D	53 SAWS	27.57
8	Doyle, Michael B	51 PCAT	27.79
9	Jonsson, Stefan	52 AQTX	27.90
10	Haynie, Carl	54 PSM	27.99

Heat 17 of 42 Finals

1	Carpenter, Scott R	51 RAM	27.00
2	Cleaver, Oliver	52 SAWS	26.91
3	Stephenson, Kyle	54 MOVY	26.65
4	Mann, Jonathan E	54 CMS	26.40
5	Young, Robert A	50 IM	26.25
6	Golden, Larry	54 ARKM	26.40
7	Power, Scott	52 UC14	26.58
8	Putterman, Dean E	52 TNYA	26.90
9	Wood, Steve	54 YCFM	27.00
10	Maryatt, Andrew T	54 RAMS	27.15

Heat 18 of 42 Finals

1	Oldach, Robert C	52 CMS	25.90
2	Jimenez, Carlos A	50 RICE	25.56
3	Harvill, Tom	53 WAMS	24.89
4	Killeen, Robert J	53 TXLA	24.75
5	Rasmussen, Anders M	51 TXLA	24.55
6	Ponthier, Chuck	52 LAPS	24.73
7	Segal, William N	50 JAM	24.88
8	McCool, Chris	50 PALM	25.40
9	Marshall, Dirk H	52 STFF	25.59
10	Van Dyke, Rick P	50 UC26	26.10

Heat 19 of 42 Finals

1	Lopez, Alex	43 IMSC	33.79
2	Johns, Paul B	44 OAS	29.69
3	Martin, John M	44 RGMS	28.75
4	Herman, Eric C	43 SPM	28.19
5	Castle, Matt	43 PSM	28.31
6	Hubbard, Matthew A	42 TFMS	29.08
7	Rhodes, Troy B	42 RICE	31.00
8	Pangburn, Samuel J	45 AAAA	39.37
9	Haberstich, Brian	48 IM	38.67
10	Adams, Steven H	47 NITR	45.00

Heat 20 of 42 Finals

1	Cole, Alan D	49 DAMM	30.25
2	Timpe, Doug L	48 NITR	29.77
3	Moreno, Chris S	46 NTEX	28.28
4	Lackey, Dean	49 WHAC	28.25
5	Belnap, Mark	45 UTAH	28.23
6	McLean, Scott P	49 AGM	28.25
7	Howorth, James M	47 NITR	28.25
8	Carter, Seanbaker	47 THOR	29.13
9	Lawson, Jeffery D	46 LAKE	30.00
10	Smith, Andre	47 FCST	34.99

Heat 21 of 42 Finals

1	Mc Bride, Patrick F	45 USF	28.10
2	Rosinski, Thomas J	45 CMS	28.00
3	Sullivan, Anthony J	46 SPM	28.00
4	Hahn, Darek L	48 JAM	27.99
5	Cambias, Rob J	47 SMS	27.94
6	Charpentier, Christophe	46 ROSE	27.98
7	Gogulski, David H	46 NITR	27.99
8	Coates, Ed M	49 TXLA	28.00
9	Ellett, Doug	47 UC43	28.03
10	Woudwijk, Rik	49 LAPS	28.11

Heat 22 of 42 Finals

1	Devlin, Rob G	47 MOST	27.89
2	Savage, Steve	48 PALM	27.85
3	Smith, Bryan E	47 PSM	27.69
4	Chamberlain, Lee D	46 OACM	27.61
5	Beck, John L	45 ARIZ	27.50
6	McIntosh, Tad	48 DAMM	27.50
7	Hilton, Robert	46 ROCH	27.64
8	Duport, Paul	49 SSSM	27.81
9	Kane, Paul C	49 UC43	27.89
10	Young, Greg	48 IM	27.90

Heat 23 of 42 Finals

1	Webster, Dale W	45 SDSM	27.39
2	Campbell, Marshall G	49 UC26	27.20
3	Oyler, Paul F	49 UC11	27.20
4	Weinrich, Wray M	49 DASC	26.88
5	Berg, Robert J	48 MICH	26.75
6	Bass, Bill	46 WMST	26.76
7	Brandt, Mark W	49 IM	26.91
8	Bockius, Ted C	48 TERR	27.20
9	Blood, Jonathan K	49 NEM	27.22
10	Lage, Terry L	47 SFTL	27.46

Heat 24 of 42 Finals

1	Mackenroth, Jack	45 TNYA	26.57
2	Bessire, Brent	46 SRM	26.42
3	Kitzman, Scott A	45 SRM	25.99
4	O'Dell, Rick	47 YCFM	25.70
5	Kroupa, Andy S	46 YCFM	25.65
6	Peschel, Keith D	49 SMST	25.65
7	McClung, Paton M	45 WIND	25.95
8	Howard, Patrick D	46 ARIZ	26.16
9	Robling, Steve W	45 NCMS	26.55
10	Winter, Doug	46 PSM	26.69

Heat 25 of 42 Finals

1	Kasser, Dan	45 SKY	25.61
2	Beach, Christopher E	45 SRM	24.87
3	Chaput, Sebastien	47 ROSE	24.50
4	Heber, Scott	48 RAM	23.97
5	Unruh, Steven L	48 NITR	23.95
6	Varozza, Mike J	47 TXLA	23.96
7	Decker, Nicholas W	47 CAQM	24.25
8	Ross, Michael S	47 MESC	24.50
9	Keyser, David	48 CSMT	25.10
10	Mehok, George K	47 SYSM	25.63

Heat 26 of 42 Finals

1	Mora, Benjamin S	40 TW	27.95
2	Wen, Patrick J	42 WCM	27.47
3	Krasykov, Volodymyr M	41 NOST	27.30
4	Garza, Alejandro	42 FAST	27.00
5	Lilienthal, Jason	41 MOST	26.98
6	O'Mara, Timothy J	43 SNM	27.00
7	Smit, Michael	40 DAMM	27.09
8	Courtney, Chris	42 ARIZ	27.40
9	Mercer, Scott	44 MOST	27.50
10	Stokes, William T	41 RICE	28.00

Heat 27 of 42 Finals

1	Dietrich, Jim	44 NOVA	26.51
2	Graham, David C	40 NEM	26.01
3	Dill, Scott	42 WHAC	26.00
4	Orris, Ron	42 RGMS	25.90
5	Perry, Guy	44 WHAC	25.50
6	Williams, Collis	44 WHAC	25.62
7	Stockwell, Zach	40 CRUZ	26.00
8	Schaetz, Daniel J	44 WMAC	26.00
9	Gillilan, William J	43 CAQM	26.26
10	Erickson, Douglas B	43 RHMS	26.93

Heat 28 of 42 Finals

1	Karren, Kelly S	41 CVMM	25.29
2	Wanie, Lee G	41 TOC	25.20
3	Valle, Marc A	41 ARIZ	25.12
4	Plummer, Andrew	43 AAAA	25.00
5	Glass, Mark W	40 WMST	24.73
6	Peterson, Eric G	44 LVM	24.89
7	Erdem, Burak	41 NCMS	25.11
8	Jones, Matt J	43 HUNT	25.19
9	Juiris, Peter C	41 UC21	25.26
10	Siemer, John	40 RICE	25.44

Heat 29 of 42 Finals

1	Eisenhuth, Matthew S	40 CMS	24.40
2	Williams, Ryan D	41 SFTL	24.19
3	Vazquez, Jorge L	41 UC43	24.00
4	Miller, Joe B	42 OCMT	23.48
5	Davis, Josh	42 MOST	22.99
6	O'Sullivan, Chris	40 CMS	23.32
7	Martyak, Stephen	40 TXLA	23.84
8	Jacobson, Brian L	41 MINN	24.01
9	Lane, Will H	44 AAAA	24.21
10	Sumner, David M	44 MVN	24.50

Heat 30 of 42 Finals

1	Scott, Michael B	28 PSM	29.02
2	Goodpasture, Jesse R	28 UC21	26.52
3	Miller, Christopher L	25 WMST	26.02
4	Sagginario, Joseph	26 OWST	25.48
5	Malasky, Martin E	26 TOC	25.13
6	Cumnock-Francois, Ben M	28 AGM	25.49
7	Jones, Matthew A	27 WMST	26.20
8	Nguyen, Vi A	27 IMSC	29.01
9	Svoboda, Jim R	36 PACK	30.35
10	Phillips, Will	38 L4S	45.00

2015 USMS Spring National Championships, Sanction #: 435-S001

National Aquatic Center & Northside Natatorium

Meet Program - Sunday, April 26, 2015

Heat 31 (#37 Men 50 Yard Butterfly)

1	Foster, Ryan F	39 WIND	27.92
2	Brown, D Scott	38 TXST	27.89
3	Shepherd, Jeremy	35 RAM	27.40
4	Mora, Daniel	36 TW	27.23
5	Greenwood, Scott C	37 TOC	27.00
6	Wakefield, John J	36 UC25	27.00
7	Mills, Jamie	38 LIB	27.39
8	Patrick, Michael S	36 DASC	27.44
9	Goetz, Andrew B	37 MOST	27.91
10	Sieber, John	38 CTS	29.60

Heat 32 of 42 Finals

1	Smink, Jonathan S	35 GERM	26.30
2	Apple, Jonathan	39 NAM	26.20
3	Jent, Daniel E	37 ALEX	25.85
4	Bardak, Peter D	38 IM	25.77
5	Bonis, Joshua M	35 WMAC	25.63
6	Quayle, Patrick W	36 DAMM	25.73
7	Williams, Rich	39 1693	25.80
8	Colligan, Michael	37 RICE	26.01
9	Thor, Timothy D	38 ARKM	26.20
10	Judge, Joshua M	38 TNYA	26.66

Heat 33 of 42 Finals

1	Mayronne, Corey	37 TXLA	25.50
2	White, John J	37 SFTL	25.10
3	Warren, Courtney D	35 ARIZ	24.78
4	Addadi, Mehdi	37 CMS	23.66
5	Counts, Glenn M	37 LVM	22.99
6	Iglesias, Rodrigo J	39 WIND	23.50
7	Stich, Darryl D	39 WMAC	24.50
8	Fletcher, Van	39 NCMS	24.89
9	Doucet, Douglas C	39 NEM	25.23
10	Cozadd, Erik N	35 ETEX	25.60

Heat 34 of 42 Finals

1	Bush, Jonathan	32 AAAA	31.00
2	Houck, David	33 AGM	30.33
3	Keyes, Brett R	31 UC10	27.69
4	Browder, Kurt	33 FAST	27.31
5	Slowikowski, Jacek J	30 TNYA	26.50
6	ErDOS, Jonathan	34 CTS	26.84
7	Kayupov, Arman	30 AGUA	27.39
8	Tingle, Joseph W	31 UC15	30.00
9	Lyng, Adam C	34 FCST	30.39
10	Kimpel, Mark P	33 AOM	37.72

Heat 35 of 42 Finals

1	Maurer, Adrian B	31 CHIC	26.30
2	Gerken, Dustin D	30 NAM	26.12
3	Ellam, Bryant F	32 MICH	26.05
4	Page, Craig W	33 GAJA	25.94
5	Wilson, Jacob N	31 WMST	25.68
6	Shiosaki, Daniel T	30 TOC	25.70
7	Lentz, Graham M	30 TOC	26.00
8	Rapp, Larry J	30 SMS	26.11
9	Ladrow, Andrew W	34 CMS	26.25
10	Roper, Matthew D	34 DAM	26.49

Heat 36 of 42 Finals

1	Uras, Onur	30 AGUA	24.80
2	Holsman, Trent T	34 TOC	24.39
3	Erickson, John	30 VSM	24.08
4	DeBerry, Tyler	31 ARIZ	23.50
5	Grevers, Matt	30 ARIZ	22.00
6	Vestrum, Luke A	34 MINN	23.29
7	Kendig, Jamie M	34 SYSM	23.75
8	Tepper, Sean M	32 WMAC	24.26
9	Marshall, Gary N	33 TOC	24.66
10	Kloppe, William R	34 YCFM	25.00

Heat 37 of 42 Finals

1	Neuwirth, Jamie	27 TOC	24.93
2	Taylor, Dylan	28 CMS	24.87
3	Nemick, Gregory W	27 CMS	24.47
4	Garza, Richard J	27 WOW	24.32
5	Webb, Cameron	28 DMST	24.28
6	Talbott, Patrick J	25 UC38	24.30
7	Belton, Andrew	28 MOST	24.35
8	Smith, Ben	28 DKTA	24.49
9	Moritz, Nathan B	25 UC21	24.88
10	Marchant, Ryan A	26 UC04	25.05

Heat 38 of 42 Finals

1	Bimbrich, Andrew	25 NAM	24.00
2	Talbott, Christopher J	28 TOC	23.90
3	Gans, Egan	29 TOC	23.60
4	Murata, Daniel C	25 UC43	23.01
5	Barta, Samuel	25 TW	22.07
6	Taylor, Jonathan B	27 TOC	22.70
7	Vogel, Jake N	27 WHAC	23.20
8	Mandel, Alon	26 CMS	23.81
9	Sadovski, Stan	26 AGUA	24.00
10	Bezugliy, Alexander	29 UC06	24.20

Heat 39 of 42 Finals

2	Bravenec, Joseph S	22 TXST	32.22
3	Botyarov, Michael	20 CMS	29.25
4	Littel, Luke	19 DKTA	28.00
5	Trevino, Sergio	19 TW	27.11
6	Wrigley, Jonathan S	19 PSM	27.11
7	Anthony, Russell L	23 MOST	28.15
8	Dahlgren, Bryan	21 CWST	29.50

Heat 40 of 42 Finals

1	Green, Jerry R	21 UC43	27.00
2	Kwong, Ryan	18 DUCK	26.89
3	Huseby, Nick	20 DKTA	26.80
4	Duarte, Christian J	19 TXST	26.57
5	Cormican, Zachary	24 DKTA	25.98
6	Gong, Andrew	23 UC07	26.41
7	Seaburg, Joshua S	24 MINN	26.80
8	Goeken, Philip	18 TW	26.82
9	Sanchez, Ralph	24 ROSE	27.00
10	Colson, Landon A	24 MOST	27.00

Heat 41 of 42 Finals

1	Rowan, Samuel N	23 TOC	25.89
2	Wilson, Austin	24 WMST	25.63
3	Littlefield, Ryan A	24 RICE	25.12
4	Bean, Morgan A	19 AGM	24.68
5	Carey, Justin J	19 AAAA	24.50
6	Cuda, Cameron S	24 MOST	24.65
7	Bruckman, Mitchell	19 CMS	25.04
8	Garcia, Mikey	22 LIEM	25.50
9	Bellino, Anthony	18 TXLA	25.70
10	Hampson, Brett D	24 IMSC	25.97

Heat 42 of 42 Finals

1	Brettmann, William A	18 AAAA	24.30
2	Losch, Nathan	23 FAST	24.00
3	Lybarger, Andrew R	24 FAST	24.00
4	Reid, Jordan W	22 PSM	23.36
5	Lindau, Henrik C	24 TW	22.00
6	Birnbrich, Zachary T	23 NAM	22.16
7	Polhill, Drew	24 WM	23.39
8	Charriez, Greg	23 RICE	24.00
9	Morris, Wilfred R	23 MOST	24.14
10	Johnson, Crosby E	23 RICE	24.43

2015 USMS Spring National Championships, Sanction #: 435-S001

National Aquatic Center & Northside Natatorium

Meet Program - Sunday, April 26, 2015

#38 Women 50 Yard Butterfly

Lane	Name	Age	Club	Seed Time
Heat 1 of 30 Finals				
4	Mueller, Diane M	80	CAQM	1:33.23
5	Waldbaum, Joan B	84	1776	1:09.74
6	Eisele, Barbara M	84	LOCO	1:19.71
7	Copeland, Parkie J	85	ARIZ	1:08.08
Heat 2 of 30 Finals				
2	Marsch, Gail N	74	MOST	1:03.64
3	Sauer, DeEtte A	73	MOST	50.62
4	Kranpitz, Nancy	70	WMAC	40.44
5	Meyers, Susan L	73	SYSM	42.00
6	Welcome, Karen M	70	AGM	57.46
7	Sachs, Janet G	78	CMS	1:11.68
8	Case, Mary Ann	75	ARIZ	38.93
9	Cattarin, Sandy B	75	WMST	59.50
Heat 3 of 30 Finals				
3	Canto, Susan C	65	LVM	44.50
4	Dickinson, Victoria F	69	KM	41.13
5	Rousseau, Sandi	67	OREG	38.00
6	Jones, Cynthia L	65	IM	38.35
7	Puhl, Patty J	65	CAQM	41.90
8	Christenson, Candy J	68	WMAC	45.09
Heat 4 of 30 Finals				
1	Carruthers, Kate M	66	PSM	37.59
2	LeClercq, Toni M	67	PSM	36.67
3	Swain, Deborah L	65	SRM	36.00
4	Brown, Dana B	67	PALM	35.79
5	Mccloskey, Cecilia D	65	1776	32.26
6	Preissler, Stella	66	PSM	35.46
7	Welch, Sarah	68	PSM	35.81
8	Menard, Joanne	67	MMAC	36.29
9	Tyler, A Susan	66	SNM	36.87
10	Walsh Beilman, Stephanie	65	1776	37.82
Heat 5 of 30 Finals				
2	Midkiff, Sabrina	55	RICE	55.00
3	Welch, Aida M	55	WIND	48.00
4	Shoemaker, Tracy S	55	WMST	48.70
5	Schueckler, Leslie	59	BUMS	55.00
6	Brittingham, Regina	63	WCM	52.50
7	Bisogno, Laurie R	62	MOVY	41.00
8	Wright, Jill M	64	SAWS	45.00
Heat 6 of 30 Finals				
1	Wildman, Carol J	60	TAOS	40.00
2	Jacobs, Candace A	62	PSM	39.36
3	Kaguni, Laurie S	62	MICH	38.78
4	Alston-Janicke, Debbie L	61	MOST	38.50
5	Colwell, Elizabeth	60	HIMA	38.00
6	Holloway, Colleen J	61	MOST	38.50
7	Treut, Tina	62	MOST	38.50
8	Ray, Dianna	60	DASC	39.03
9	Smith, Robin M	60	NOVA	39.59
10	Blackburn, Jean	63	BWAQ	40.24

Heat 7 (#38 Women 50 Yard Butterfly)

1	Hair, Margaret	60	LCNM	36.60
2	Wolff, Melinda S	62	1776	33.50
3	Taylor, Barbara G	60	YCMS	33.37
4	Cole, Janie	61	PCAT	31.22
5	Morrison, Lynn	60	PCAT	30.50
6	Davis, Charlotte M	64	PSM	31.00
7	Rosener, Karen K	61	CMS	32.33
8	Kryka, Nancy	60	SYSM	33.47
9	Woolslayer, Jeannie L	61	STAR	36.00
10	McKelvey, Christina J	61	PCAT	37.00
Heat 8 of 30 Finals				
1	Graber, Mary Kay M	59	IM	35.50
2	Jaeger, Dawn	58	PSM	34.16
3	Goodwin, Kim E	57	NEM	33.58
4	Siegel, Christine L	58	SDSM	33.44
5	Keisling, Christine M	58	SVY	32.99
6	Neville, Cathy V	57	SDSM	33.19
7	De Groot-Hedlin, Catherine I	55	WIND	33.53
8	Dillan, Gloria	55	PSM	33.87
9	Sprouse, Cecily	58	DAM	35.20
10	Broad, Catherine K	55	IM	47.11
Heat 9 of 30 Finals				
1	Brightwell, Kim M	55	RMST	32.50
2	Moore, Dede G	55	LAPS	32.15
3	Hughes, Mary L	56	TXLA	32.00
4	Valdez, Elaine S	59	MOST	31.10
5	Granger, Traci S	57	LAPS	28.50
6	Ingraham, Susan	55	MOST	30.03
7	Lippold, Mary B	59	PSM	31.50
8	Ganze, Cathy	57	SDSM	32.10
9	Grilli, Tracy L	58	NEM	32.32
10	Moritz, Sharon E	55	UC21	32.77
Heat 10 of 30 Finals				
2	Stow, Meredith A	36	L4S	39.73
3	Williams, Valerie A	36	IM	38.00
4	Reece, Katherine F	39	CHIC	32.90
5	Porter, Amy M	39	MOST	33.57
6	Dietz, Christine M	35	RAM	38.00
7	Broyles, Jan	53	FCST	44.30
8	Leusing Canales, Katherine A	53	AAAA	45.75
9	Estrada, Irene L	40	MOST	1:15.00
Heat 11 of 30 Finals				
1	Boileau, Ute C	52	CMS	39.40
2	Pentheny, Gail H	52	GBM	37.50
3	Diddams, Margaret A	53	PSM	34.17
4	Sprague, Mary Ann	52	UC21	33.60
5	Roose, Lynn R	51	IM	32.92
6	Stokes, Karin E	54	NEM	33.02
7	Miller, Lori S	51	FCST	34.13
8	Morton, Andrea N	53	WMST	36.00
9	Kurtz, Helen	54	MMAC	39.01
10	McFarland, Cestjon	54	PSM	41.97

Heat 12 of 30 Finals

1	Heuer, Brigitte	54	RAM	32.08
2	Considine-Miller, Ellen A	51	WMST	31.68
3	Casey, Joan M	50	HOPK	31.47
4	Birnbrich, Beth	51	NAM	30.90
5	Smart, Denise L	52	TULS	30.01
6	Kuwahara, Lisa K	52	UTAH	30.54
7	Voss, Julie E	51	PSM	31.24
8	Nelson, Judy A	54	CMS	31.55
9	Jensen, Sue	54	NEM	31.70
10	Scanlan, Susan	51	IM	32.39
Heat 13 of 30 Finals				
1	Block, Andrea J	53	IM	29.83
2	Matherne, Susan K	53	RICE	29.50
3	Schriger, Joan A	50	TOC	29.22
4	Sappay, Collette H	50	CMS	28.90
5	Livingston, Leslie C	53	RAM	26.30
6	Godges, Arlette A	50	CVMM	28.72
7	Delmage, Arlene	52	OREG	29.22
8	Dahl, Lisa A	53	PSM	29.23
9	Henderson, Kristin W	54	FAST	29.82
10	Sterzer, Robin S	50	QSS	29.88
Heat 14 of 30 Finals				
1	Morris, Michelle G	45	UC43	40.86
2	Anthony, Amber D	48	MOST	39.02
3	Denison, Lisa D	46	TTEX	35.07
4	Busa, Jackie	49	HRCS	34.60
5	Koenig, Karen S	49	NAM	33.90
6	Borton, Joan	45	ROSE	34.47
7	Gomez, MariaLuisa	47	MOST	35.00
8	Karkoviata, Leonie	45	SWYM	35.74
9	Flynn, Christi	46	PSM	39.81
10	Gonzales-Soza, Roxanna	49	MOST	41.06
Heat 15 of 30 Finals				
1	Daves, Carole	47	NITR	33.50
2	Elias, Tiitta K	47	MOST	33.00
3	Schwartz, Jodi	47	SPM	32.93
4	Kinlaw, Sheryl	46	LAKE	32.52
5	Macias, Cristina	49	RGSC	32.01
6	Wilson, Jamie W	48	PALM	32.09
7	Zien, Livia L	49	SPM	32.77
8	Tate, Holly	47	TMAT	32.97
9	Tullbane, Lisa R	47	FAST	33.00
10	Tompkins, Robin G	46	SWYM	33.50
Heat 16 of 30 Finals				
1	Henry, Anita A	47	TXLA	31.22
2	Cranny, Jennifer R	46	PALM	31.02
3	Nelson, Sheila	46	SRM	30.91
4	Jurey, Mary K	48	TXLA	30.22
5	Jolly, Lynn	49	TOC	29.89
6	Gardner, Nicole	45	SNM	30.05
7	Reimer, Shelley B	45	PSM	30.72
8	Goodale, Rainy M	45	NEM	30.97
9	Conner, Mary M	48	WCM	31.21
10	Polhill, Laura M	49	WM	31.43

2015 USMS Spring National Championships, Sanction #: 435-S001

National Aquatic Center & Northside Natatorium

Meet Program - Sunday, April 26, 2015

Heat 17 of 30 Finals

1	McPherson, Chris A	47 NASH	29.50
2	Le Febre, Karen J	47 SNM	29.12
3	Cleven, Detra R	46 KAC	28.85
4	Ridge, Jennifer	46 HASA	28.17
5	Eldridge, Beth	45 MOVY	26.55
6	Willeboordse, Fall	49 BCTM	27.63
7	Welting, Lauren K	49 TOC	28.76
8	Wolff, Celia	49 NCMS	28.89
9	Rapuano, Lisa O	49 EST	29.16
10	Hodgert, Donna M	47 VMST	29.56

Heat 18 of 30 Finals

1	Farrell Guizar, Kathy	42 WWM	34.55
2	Segerson, Karen E	40 PSM	32.61
3	Thompson, Amy W	44 TOC	32.26
4	Rafalowski, Shannon	43 CTS	32.00
5	Burke, Ann	41 UC25	31.23
6	Heil, Michelle E	44 PCAT	32.00
7	Reeves, Birgit	42 UC17	32.07
8	Towers, Martha	43 MOST	32.52
9	Selz, Elise R	44 CFSC	34.10
10	Bennett, Anne H	40 AQTJ	38.00

Heat 19 of 30 Finals

1	Stuart, Julie	41 TNAQ	29.91
2	Schaetz, Trina R	42 WMAC	29.49
3	Moorhead, Amy J	43 PSM	28.80
4	Condor-Fisher, Sarah P	43 MACS	27.98
5	Holland, Amy S	43 NCMS	27.19
6	Lindauer, Kerry	40 NCMS	27.30
7	Townes, Maureen M	40 NCMS	28.26
8	Reece, Margaret E	43 CHIC	29.00
9	Visser, Linda	44 SPM	29.75
10	Coskey, Julie	41 MOB	31.20

Heat 20 of 30 Finals

1	Ruppel, Laura M	39 CMS	32.48
2	Reyes, Claire	38 UC26	31.87
3	Wenglar, Cathy M	38 NITR	31.51
4	Schneider, Erin E	36 WMAC	30.99
5	Lawrie, Dawn J	39 SNM	30.65
6	Hindle, Lori D	39 NEM	30.89
7	Quattropani, LeeAnne	36 MTMS	31.02
8	Baudis, Christina	38 NEM	31.55
9	Belluomini, Melanie C	37 DAM	32.03
10	Hellerman, Molly J	38 TOC	32.60

Heat 21 of 30 Finals

1	Seidler, Mindy E	35 WMAC	30.19
2	Ayala, Kathleen	35 UC34	29.24
3	Moro, Erin C	36 PALM	28.20
4	Richards, Ericka L	37 SRM	27.23
5	Inada, Noriko	36 PSCM	24.92
6	Brooks Crozier, Jennifer	38 CONN	25.46
7	Chatzigeorgiou, Georgia	38 WMAC	28.00
8	Skinner, Sonja	38 OREG	28.54
9	Keeler, Susan E	36 WCM	29.31
10	Yocum, Kari	37 PALM	30.32

Heat 22 (#38 Women 50 Yard Butterfly)

1	Clancy, Kathleen E	32 RAM	55.00
2	Wolf, Jenny	32 NEM	34.75
3	Yoder, Abigail L	33 BUMS	33.57
4	Shipp, Rachel V	32 TOC	31.50
5	Lucas, Andrea B	34 ROSE	31.47
6	King, Rebecca L	34 SMS	31.50
7	Lyng, N Markell	31 FCST	33.36
8	Ellis, Jo	31 NTEX	34.20
9	Bernier, Elise	33 WIND	40.00

Heat 23 of 30 Finals

1	Wagoner, Keelah J	31 OMAH	31.02
2	Risinger, Vicki B	31 WMST	30.33
3	Chozick, Kristen L	34 UC43	30.00
4	Lanette, Carolann L	31 TXLA	29.86
5	Peterson, Stacy E	33 L4S	29.00
6	Wilkins, Jillian A	34 YCFM	29.01
7	Liberty, Laurel M	33 LIB	29.88
8	Dupuy, Amy E	31 CTS	30.19
9	Andrus, Megan M	33 LVM	30.38
10	Payne, Kristin	34 IMSC	31.44

Heat 24 of 30 Finals

1	Vorrasi, Catherine M	32 ARIZ	28.58
2	Vandam, Kathryn E	30 HOPK	27.90
3	Melsen, Krisie M	34 HOPK	27.46
4	Linke, Lyndsey M	34 CMS	26.24
5	Holt, Laura	34 TXLA	25.90
6	Hernandez, Sarah M	30 DAM	25.90
7	Gill, Meg B	30 TOC	27.35
8	Watanabe, Naoko	32 TOC	27.75
9	Erickson, Lauren	30 VSM	28.06
10	Bradley, Blaire C	30 MOST	28.65

Heat 25 of 30 Finals

1	Mabie, Lisa	26 DASC	35.43
2	Moty, Bridget C	27 FAST	31.93
3	Lewinski, Katie	25 UC25	31.13
4	Fuchs, Lauren	28 L4S	30.62
5	Ho, Judy	29 ROSE	30.54
6	Dell, M Christine	27 LTAZ	30.61
7	Clark, Hannah	27 WM	30.67
8	Smith, LaJoy B	26 UC13	31.50
9	Counts, Nyssa R	27 AAAA	34.52
10	Shoemaker, Lindsay A	29 WMST	38.86

Heat 26 of 30 Finals

1	Hdez, Gabriella	28 TOC	30.05
2	Pisano, CJ	28 PBM	29.71
3	Braniecki, Ashley L	29 O*H*	29.49
4	Young, Katie	25 MINN	29.15
5	Mason, Jes	29 NTEX	28.80
6	Rembach, Alisha M	26 TFMS	28.83
7	Terrell, Stephanie L	26 SFTL	29.28
8	Knapp, Blayne	27 FAST	29.61
9	Abrams, Stacy A	27 TXLA	29.98
10	Garbo, Rachel	25 MICH	30.13

Heat 27 of 30 Finals

1	Davidoff, Cara	29 TOC	28.00
2	Frendreis, Lauren K	26 ROSE	27.52
3	Kliwer, Allison	26 TXLA	26.90
4	Grevers, Annie	27 ARIZ	25.49
5	Sims, Amanda M	26 OAM	25.10
6	Raatz, Katherine	26 TOC	25.34
7	Ballenger, Marie A	28 TOC	26.58
8	McGraw, Kathleen E	28 TOC	26.99
9	Herring, Magwyer	25 ROSE	27.90
10	Stacy, Jessica	25 OREG	28.50

Heat 28 of 30 Finals

1	Gonser, Becca	19 CWST	36.00
2	Sharpe, Anna	23 KM	32.79
3	Barnick, Angela	20 PSM	31.79
4	Gonzalez, Giovanna L	23 ROSE	31.50
5	Huetteman, Audrey	22 DUCK	30.70
6	Reeves, Katherine W	24 TOC	31.00
7	Thomas, Melissa	18 MOST	31.55
8	Callahan, Danna	23 DAMM	32.50
9	Thomas, Brittany	24 MOST	33.24
10	Jones, Erin T	18 DUCK	40.00

Heat 29 of 30 Finals

1	Knight, Heather K	19 AAAA	30.60
2	Duin, Morgan C	22 MOST	30.55
3	Lemke, Savannah	22 CWST	30.20
4	Kolodgie, Kaia M	20 ROSE	29.00
5	Harper, Mariah	22 TXLA	28.50
6	Kutac, Carleigh L	24 DADS	28.53
7	Burmoode, Erica A	23 WIND	29.00
8	Sundberg, Melissa A	24 CMS	30.29
9	Maisel, Sabrina	24 MVM	30.55
10	Akins, Erin	20 TXST	30.62

Heat 30 of 30 Finals

1	Munson, Vicki	22 TXST	27.90
2	Polhill, Ali C	22 WM	27.49
3	Perez, Esmeralda	20 WMAC	27.00
4	Nolte, Jeanette C	23 IM	26.94
5	Murphy, Kathryn T	22 TOC	25.00
6	Halberstadt, Lexie	23 DKTA	26.57
7	Bicek, Adrienne L	24 IM	26.99
8	Miller, Lindsay	22 DUCK	27.17
9	Parker, Kara G	23 TXLA	27.56
10	Stuart, Hannah R	18 SWYM	28.33

2015 USMS Spring National Championships, Sanction #: 435-S001

National Aquatic Center & Northside Natatorium

Psych Sheet - Sunday, April 26, 2015

#39 Men 200 Yard Breaststroke				12 Porter, C Nathan 38 MOST 2:32.30				11 Hubert, Craig 50 JAM 2:40.12				
Name	Age	Club	Seed Time	40-44				55-59				
18-24				1 West, Steve	43 NOVA	2:00.53	1 Scott, Greg C	55 CMS	2:21.71	12 Slowey, Michael J	57 PALM	2:34.15
1 Materniak, Eric R	23	DRMS	2:07.50	2 Bagri, Val	40 RYL	2:12.43	2 Allender, Patrick	56 OREG	2:22.49	13 Blatt, Michael J	59 VCM	2:34.86
2 Johnson, Crosby E	23	RICE	2:10.00	3 Doherty, Kevin J	41 CMS	2:12.84	3 Dyer, Andy	56 AWJ	2:22.69	14 Dugan, Thomas W	56 WIND	2:35.00
3 Babcock, Colin B	22	TOC	2:10.00	4 Klepchick, Paul R	40 RAM	2:15.01	4 Smith, David M	57 CRUZ	2:26.66	15 Keyser, Brian	58 1776	2:36.79
4 Fusilier, Beau D	18	AGM	2:11.31	5 Goodison, Michael R	43 TERR	2:17.59	5 Hamm, Michael L	57 KM	2:27.61	16 Holmberg, Tom	56 IM	2:36.95
5 Polhill, Drew	24	WM	2:11.31	6 Butcher, Rob	42 SYSM	2:18.00	7 Holland, David A	56 WMAC	2:40.00	17 Hashem, Abdelaziz M	58 HSC	2:40.24
6 Villanueva, Isai A	20	TW	2:16.52	7 Andersen, Morten	44 NCMS	2:18.52	18 Clark, David L	57 WMAC	2:45.00	19 Clark, David L	57 WMAC	2:45.00
7 Charriez, Greg	23	RICE	2:17.50	8 Broshears, Rion M	41 UC43	2:21.88	20 Baird, Jeff A	55 ARIZ	2:45.63	21 Lysinger, Chris S	58 COM	2:48.83
8 Pehrson, Josh S	18	PSM	2:20.17	9 Jackson, Scott J	40 NOVA	2:22.29	22 Aumiller, Joe	57 MICH	2:50.72	22 Nixon, John L	59 SPM	2:51.68
9 Duran, Roberto A	23	PM	2:20.52	10 Kozlowski, Mark S	40 IM	2:23.58	23 Anderson, Robert L	59 PCCM	2:54.18	24 Anderson, Robert L	59 PCCM	2:54.18
10 Offutt, Bryan T	23	TOC	2:24.22	11 Weigand, TJ	42 WLAC	2:28.77	25 Nereson, Kenny E	56 MOST	2:58.00	25 Nereson, Kenny E	56 MOST	2:58.00
11 Garcia, Mikey	22	LIEM	2:25.00	12 Roberts, David	43 CRUZ	2:31.00	26 Pinto, Harlan A	57 MELO	2:58.90	26 Pinto, Harlan A	57 MELO	2:58.90
12 Trevino, Sergio	19	TW	2:26.50	13 Muir, Scott	41 DAM	2:33.62	27 Landeck, Chris R	59 FCST	3:07.25	27 Landeck, Chris R	59 FCST	3:07.25
13 Anderson, Thomas	20	TXST	2:27.30	14 Huggins, Dale R	42 TXLA	2:34.71	28 McLinden, Stephen K	59 MOST	3:10.42	28 McLinden, Stephen K	59 MOST	3:10.42
14 Olden, Jaegger	22	CWST	2:35.44	15 Erickson, Douglas B	43 RHMS	2:41.49	29 Huckabee, John	56 PSM	3:12.00	29 Huckabee, John	56 PSM	3:12.00
15 Garzareck, Kaleb M	22	TXST	2:42.22	16 Colburn, Christopher M	43 ABM	2:44.70	30 Spivey, Brian C	55 AAAA	6:00.00	30 Spivey, Brian C	55 AAAA	6:00.00
25-29				17 Grimm, Kurt	43 MOVY	2:50.00	60-64					
1 Gans, Egan	29	TOC	2:08.00	45-49				1 Colella, Rick	63 PSM	2:16.71		
2 Simoni, Evan V	25	TOC	2:12.05	1 Solano, Abraham E	45 SKY	2:10.00	2 Gilchrist, Donald B	61 NCMS	2:33.00			
3 Barta, Samuel	25	TW	2:15.07	2 Santos, Roque J	47 WCM	2:14.22	3 Wright, Robert W	64 MOVY	2:33.30			
4 Baxter, Kyle E	28	PCAT	2:19.91	3 Bass, Bill	46 WMST	2:16.93	4 Davis, Kern M	60 SPM	2:36.10			
5 Ganiyev, Doston	27	CMS	2:23.34	4 Wharton, Dave L	45 NAM	2:18.14	5 Hamilton, Berry	62 TXLA	2:37.05			
6 Subda, Travis J	26	PACK	2:24.75	5 Jimenez, Ignacio	49 CMS	2:20.00	6 Guadagni, Peter M	60 WCM	2:37.33			
7 Clark, Christopher J	28	UC02	2:26.20	6 Koehler, Doug J	49 CVMM	2:22.44	7 Heyes, Greg W	60 LAPS	2:45.00			
8 DeNezzo, Nicholas A	26	UC44	2:27.00	7 Hamilton, Nathan	46 SNM	2:22.73	8 Van Wart, Steve	61 WCM	2:46.78			
9 Marchant, Matt M	29	UC43	2:27.55	8 Connolly, James W	45 RICE	2:25.00	9 Swenor, Gary D	60 NSA	2:53.17			
10 Altman-Kurosaki, Jonas Y	26	AGUA	2:29.15	9 Thomas, Joe C	45 WIND	2:25.00	10 Fulljames, Rick C	63 LVM	3:05.22			
11 Johnson, Adam D	27	NITR	2:40.00	10 Tripps, Scott P	45 HOPK	2:25.50	11 Umholtz, Ken	63 OJAI	3:25.68			
12 Kim, Gene B	28	ROSE	2:42.01	11 Grotke, Greg	46 CMS	2:28.30	12 Boyle, Michael F	63 RMST	3:44.08			
13 Senior, Peter J	27	AAAA	2:47.67	12 Doolittle, John W	45 SPM	2:29.47	65-69					
30-34				13 Adamavich, Doug P	46 MMAC	2:32.00	1 Strand, Robert	69 SAWS	2:32.00			
1 Marshall, Gary N	33	TOC	2:02.02	14 Jones, Kenton R	47 SDSM	2:32.57	2 Stark, Allen L	66 OREG	2:32.75			
2 Wells, Geoff	32	BUMS	2:06.51	15 Keenan, Tim	45 NEM	2:33.32	3 Kerns, Hubie	65 VCM	2:37.00			
3 Vanderkaay, Christian	33	MICH	2:07.57	16 Mc Bride, Patrick F	45 USF	2:34.00	4 Clemmons, Jim	65 MAM	2:37.50			
4 Deery, Kyle B	30	SYSM	2:07.72	17 Herrold, David H	45 TULS	2:34.06	5 Springer, Douglas A	68 ARIZ	2:46.98			
5 Vlashchenko, Sergey	30	MPNY	2:10.00	18 LeClair, David W	47 SPM	2:35.00	6 Peterson, Steven B	68 PSM	2:51.20			
6 Schneider, Jeffrey	30	DKTA	2:15.00	19 Ellis, Andrew F	46 TERR	2:35.00	7 Rollins, Bruce W	65 WMST	2:54.86			
7 Lentz, Graham M	30	TOC	2:18.00	20 Brandt, Mark W	49 IM	2:35.37	8 Derr, John M	65 VCM	3:00.00			
8 Ecklund, Tait C	33	ROSE	2:19.81	21 Parker, Greg	45 ROSE	2:35.41						
9 Brown, Adam R	34	ELG	2:26.96	22 Steen, Peter	45 CAQM	2:36.46						
10 Swick, John T	31	ARIZ	2:28.46	23 Sinitz, John	48 WMAC	2:38.18						
11 Pichardo, Jeffrey	32	AQAX	2:34.09	24 Charpentier, Christophe	46 ROSE	2:38.50						
12 Rouch, Stephen T	34	INDY	2:39.43	25 Jones, Philip W	46 AGM	2:41.86						
13 Lyng, Adam C	34	FCST	2:50.69	26 Ross, Gavin A	49 SEAM	2:43.97						
14 Blake, Geoffrey W	33	UC43	3:15.00	27 LoCascio, Jim	45 UC14	2:45.49						
35-39				28 Paxton, Sean C	46 ROSE	2:48.04						
1 Sealise, Erik L	37	SNM	2:05.15	29 Borton, Dan	47 ROSE	2:50.86						
2 Trinidad, Reuben D	35	CMS	2:09.84	50-54								
3 Marrs, Jarrod	39	COOG	2:09.99	1 Guthrie, David M	54 RICE	2:13.00						
4 Hwang, Wayne	37	NOVA	2:13.27	2 Tuchler, Jim	50 IM	2:14.30						
5 Durieux, Chad A	35	ROSE	2:19.00	3 Phillips, Daniel L	52 PSM	2:19.16						
6 Gallagher, Douglas J	39	AGUA	2:22.00	4 Fischer, Niel E	50 CHIC	2:25.24						
7 Armstrong, Jonathan W	39	WMST	2:22.39	5 Miller, Brian H	53 SWYM	2:29.71						
8 Cedanio, Noel	35	BCTM	2:22.81	6 Meier, Eric	50 MELO	2:30.00						
9 Conrad, Nathan E	38	WMAC	2:22.90	7 Vargas, Daniel	54 ARIZ	2:30.28						
10 Silver, Isaac M	36	FACT	2:25.03	8 Richey, Steven C	54 MOST	2:33.73						
11 Balykov, Dmitry	39	UC06	2:30.00	9 Aubrey, Michael	54 SFTL	2:34.50						
				10 Mc Ginley, Patrick B	51 ROSE	2:39.52						

2015 USMS Spring National Championships, Sanction #: 435-S001

National Aquatic Center & Northside Natatorium

Psych Sheet - Sunday, April 26, 2015

65-69...(#39 Men 200 Yard Breaststroke)

9 Lambert, Roy D	68 OREG	3:04.01
10 Lawrie, Jim	68 SNM	3:10.00
11 Krueger, P J	68 AAAA	3:17.50
12 Knuth, Clark A	66 WMAC	3:18.55
13 Walker, Thomas W	68 PSM	4:30.00
14 Weiner, H R	65 WMAC	4:30.00

70-74

1 Frost, Kenneth A	70 TAM	2:45.76
2 Freshley, Mike R	74 ROSE	2:52.00
3 Corris, Robert B	70 WMAC	3:10.65
4 Sawyer, Dennis L	71 PSM	3:11.44
5 Fuenmayor, Jose	71 NASH	3:14.70
6 Hamilton, Raymond H	71 AKMS	3:26.14
7 Pohlmann, John T	71 SLAM	3:29.10
8 Carey, George L	72 UC33	3:31.63
9 Atencio, Tony E	73 WCM	3:41.12
10 Foges, John	70 OREG	3:52.40
11 Eisenklam, Peter A	72 ARIZ	4:21.98
12 Oster, James F	73 MOST	9:00.00

75-79

1 Wolfe, Artie	75 TAOS	3:12.24
2 Peterson, Dick A	78 PSM	3:15.90
3 Gallagher, Drury J	76 NYAC	3:20.00
4 Zollner, Max E	76 FCST	4:03.11
5 Learmonth, William R	75 O*H*	4:08.02

80-84

1 Stolz, Hal F	80 GAJA	3:28.00
2 Patten, Bob W	80 CMS	3:45.00
3 Good, Larry A	81 SLAM	3:45.60
4 Peter, Harold E	80 ARIZ	4:19.55
5 Austin, Ronald	80 TULS	5:29.90

85-89

1 Woods, Albert H	86 GAJA	4:07.92
2 Maine, Thomas O	89 SLAM	5:21.40

90-94

1 Larson, E Ole	94 NCMS	6:48.70
2 Shannon, Baker L	90 WSMC	6:55.45

#40 Women 200 Yard Breaststroke

Name	Age	Club	Seed Time
18-24			
1 Olson, Christine A	24	TOC	2:22.94
2 Arnold, Allison A	22	TOC	2:26.00
3 Smith, Molly A	23	NEM	2:27.85
4 Sharpe, Anna	23	KM	2:33.79
5 Paasch, Carissa A	23	WMAC	2:40.50
6 Hilbun, Cassie	19	TXST	2:41.88
7 Maisel, Sabrina	24	MVM	2:41.95
8 Goodman, Siobhan	18	AAAA	2:44.29
9 Moerdyk, Kristen M	21	CWST	2:45.00
10 Whitney, Jenna D	21	PSM	2:45.96
11 Choat, Lindy	23	TXST	2:50.23
12 Miller, Jenna L	23	GSMS	2:53.14
13 McKiernan, Alex M	21	PSM	2:55.00
14 Griffin, Madeleine L	19	DUCK	3:00.00
15 Radtke, Amanda L	19	DUCK	3:05.54
16 Tikka-Dills-Lovasz, Sarah E	21	CWST	3:29.63
25-29			
1 Houston, Katy	27	TOC	2:21.16
2 Clapp, Marissa L	27	RICE	2:23.00

3 Vlashchenko, Maria A	29 UC13	2:24.50
4 McGraw, Kathleen E	28 TOC	2:24.99
5 Stacy, Jessica	25 OREG	2:28.12
6 Ballenger, Marie A	28 TOC	2:30.00
7 Wilson, Alana N	28 WMST	2:35.04
8 Fuchs, Lauren	28 L4S	2:39.06
9 Capizzi, Stefanie	28 ROSE	2:40.99
10 Bruns, Anneliese C	29 DKTA	2:41.90
11 Keen, Lindsay	28 UC15	2:42.00
12 Murray, Lesley C	26 TXLA	2:46.00
13 Sciacca, Krysten M	27 BCTM	2:48.13
14 Clark, Hannah	27 WM	2:55.01
15 Ho, Judy	29 ROSE	3:10.00

30-34

1 Carlson, Megan M	31 INDY	2:26.50
2 Melsen, Krisie M	34 HOPK	2:32.48
3 Lloyd, Allison	34 IM	2:32.90
4 Schneider, Lindsey W	33 NAM	2:36.50
5 Ferries, Jenny	33 PSM	2:40.18
6 Jakubchak, Lindsey N	32 ALEX	2:48.00
7 Snook, Meredith L	33 TPIT	2:50.00
8 Flessert, Amy M	30 NORT	2:56.00
9 Tweedy, Rebecca	32 MINN	2:57.55
10 Payne, Kristin	34 IMSC	3:05.00
11 Stutz, Kathleen J	32 SFTL	3:09.94
12 Nash, Kerri	33 LVM	3:45.00

35-39

1 Glenn, Katie	38 STAN	2:19.36
2 Lewis, Cynthia J	39 WIND	2:19.74
3 Koch Davis, Laura K	38 WMST	2:31.27
4 Perez, Sarah M	39 WMAC	2:31.57
5 Downing, Jennifer	36 NEM	2:36.70
6 Lemmon, Tamara C	37 UTAH	2:36.79
7 Svatek, Mandie T	39 MOST	3:00.18
8 Williams, Valerie A	36 IM	3:14.56

40-44

1 Lane, Tanya	43 AAAA	2:38.48
2 Visser, Linda	44 SPM	2:39.01
3 Day, Nadine K	44 INDY	2:39.86
4 Bigham, Beth	44 DRMS	2:41.49
5 Natkin, Heidi	41 AWJ	2:43.79
6 Mullins, Betsy P	40 MTSC	2:45.00
7 Condor-Fisher, Sarah P	43 MACS	2:47.06
8 Framke, Erin C	41 CMS	2:48.46
9 Kramer, Stephanie	40 NOVA	2:55.70
10 Haberstich, Carrie	43 IM	2:57.06
11 Hughes, Carrie M	40 GAJA	2:57.53
12 Bellin, Melissa	42 MOST	3:02.00
13 Khalil, Heidi G	44 ROSE	3:03.00
14 Misage, Nancy	44 TXLA	3:04.00
15 Ganguly, Lisa A	44 FCST	3:18.00
16 Monteagudo, Susan E	44 FCST	4:00.00
17 Vaganova, Natalia	40 ABM	4:22.31

45-49

1 Goodale, Rainy M	45 NEM	2:35.92
2 Ridge, Jennifer	46 HASA	2:36.48
3 Simmons, Cheryl A	47 ROSE	2:42.55
4 Hall, Julie A	46 WMAC	2:46.99
5 Weiderman, Jennifer	48 CVMM	2:47.88
6 Zien, Livia L	49 SPM	2:52.14

7 Keith, Lisa	45 PSM	2:52.80
8 Jacobson, Kendal R	49 TXLA	2:54.25
9 Ruppe, Mary D	45 RICE	2:55.00
10 Sinitz, Cheryl	46 WMAC	2:56.27
11 Wilson, Jamie W	48 PALM	2:56.86
12 Bulman, Robin A	49 SRM	3:00.44
13 Greene, Dana M	46 UC13	3:03.78
14 Barry, Robin B	48 LVM	3:04.55
15 Seibert, Tracie	45 SNM	3:05.25
16 Bailie, Bridget A	45 STFF	3:06.18
17 Nates, Kristin	48 WMST	3:11.01

50-54

1 Crouch, Kim	53 PSM	2:42.22
2 Ward, Lisa A	51 WCM	2:42.71
3 Frederic, Christine H	50 SMS	2:48.43
4 Kuwahara, Lisa K	52 UTAH	2:51.10
5 Groselle, Laura L	54 SYSM	2:52.00
6 Phillips, Krissy	52 PBM	2:53.80
7 Bunch, Brigid J	51 ARIZ	2:53.82
8 Stewart, Stephanie R	51 DAMM	2:58.75
9 Cort, Hayley E	53 AGUA	2:59.21
10 Miller, Patricia M	54 WMST	3:02.38
11 Countryman, Marianne	50 GAJA	3:03.48
12 Russello, Stacey D	51 SNOW	3:05.10
13 Cushman, Susan	52 LVM	3:08.70
14 Ivey, Pamela A	53 LVM	3:10.00
15 Burgeson, Holly S	51 LAKE	3:10.47
16 Dodd, Dina	51 NSA	3:10.62
17 Landeck, Carin H	54 FCST	3:19.14
18 Morse, Celia B	54 NASH	3:19.78
19 Feather, Shawn M	54 AGM	3:23.79
20 McClure, Pam	51 GAJA	3:27.95
21 Nolte, Susan D	54 CMS	3:32.00
22 Kripke, Liz	53 NEM	3:40.00
23 Wang, Karen	52 ARIZ	3:49.00

55-59

1 Wenzel, Chris	55 SFTL	2:52.49
2 Berg, Tonya K	56 PSM	2:56.71
3 Dykstra, Sally K	55 TXLA	2:57.94
4 Chapman, Linda	59 PSM	3:00.35
5 Gettelfinger, Cheryl M	57 INDY	3:02.73
6 De Herder, Elizabeth F	56 PALM	3:04.46
7 Murray, Huddie M	58 AQTX	3:14.93
8 Dolan LaMar, Diana	57 SDSM	3:15.00
9 Van Cleave, Julie M	56 WMAC	3:16.74
10 Hearron, Chrystie K	55 MOST	3:18.94
11 Sprouse, Cecily	58 DAM	3:19.56
12 Marshfield, Ann K	56 O*H*	3:19.58
13 Dalton, Beth A	59 HOPK	3:20.07
14 Clutter, Cynthia G	55 MMAC	3:22.77
15 Schuber, Nancy S	59 WMST	3:28.40
16 Moak, Mary N	58 UC45	3:33.03
17 Baldwin, Patricia A	59 SKY	3:40.05
18 Hood, Patricia B	59 1776	3:40.53

60-64

1 Knapp, Lo D	60 UTAH	2:47.00
2 Maccurdy, Krissy	62 PCAT	2:58.45
3 Jaunzeme, Andra	62 SDSM	3:01.50
4 Finch, Merry B	60 YCMS	3:06.39
5 Steil, Tamara R	60 MICH	3:09.86

2015 USMS Spring National Championships, Sanction #: 435-S001
National Aquatic Center & Northside Natatorium
Psych Sheet - Sunday, April 26, 2015

60-64...(#40 Women 200 Yard Breaststroke)

6	Kessinger, Katy L	60 UTAH	3:14.68
7	Seaton, Jessica W	62 WH2O	3:25.00
8	Ehrke, Nancy L	61 WMAC	3:26.90
9	Smith, Paula J	60 AKMS	3:29.95
10	Cambra-Brungard, Jeanne	63 LOM	3:30.95
11	Lindsey, Connie	63 MOST	3:31.13
12	Childers, Judy A	61 GSMS	3:35.00
13	Bloomfield, Sue A	62 WMST	3:36.05
14	Schneringer, Judith A	64 TTEX	3:44.04
15	Burke, Randee	62 MOST	3:57.00
16	Bonis, Susan	61 WMAC	4:05.80

65-69

1	Brown, Dana B	67 PALM	3:18.27
2	Alexander, Martha A	65 WCM	3:21.39
3	Walsh Beilman, Stephanie	65 1776	3:23.47
4	Carruthers, Kate M	66 PSM	3:31.22
5	Mitsuda-Bagnall, Carol M	66 WMST	3:33.50
6	Webb, Linda	69 SFTL	3:36.01
7	Coholan, Annette M	67 RHMS	3:47.47
8	Christenson, Candy J	68 WMAC	3:52.65
9	Panayotoff, Kristi M	66 GS	4:02.09
10	Hornof, Kristine T	67 DAM	4:03.14
11	Gillies, Judy L	67 ARIZ	4:05.91
12	Tyler, A Susan	66 SNM	4:08.29
13	Stapleton, Carol	65 IM	4:09.28

70-74

1	Barnea, Daniela	71 STAN	3:25.15
2	Bancroft, Ann	70 TAOS	3:34.22
3	Hackett, Jeanne T	71 FACT	3:45.80
4	Grotke, Bette B	70 GAJA	4:15.22
5	Conkey, Nancy	70 SNM	4:15.40
6	Kight, Betty G	73 MOST	4:18.66

75-79

1	Leilich, Joann	76 WMST	3:20.00
2	Stretch, Nancy	75 TOC	3:56.20
3	Burke, Dorothy A	75 ARKM	4:00.00
4	Jaffe, Kristin N	77 TAM	4:02.34
5	Haworth, Joyce M	77 WCM	4:33.53
6	Arnold, Patricia F	76 SMS	4:36.33

80-84

1	Eisele, Barbara M	84 LOCO	6:39.04
---	-------------------	---------	---------

85-89

1	Goggin, Georgia	85 MOST	6:26.40
---	-----------------	---------	---------

2015 USMS Spring National Championships, Sanction #: 435-S001

National Aquatic Center & Northside Natatorium

Meet Program - Sunday, April 26, 2015

#41 Men 50 Yard Backstroke				Heat 6 of 25 Finals			Heat 12 of 25 Finals			
Lane	Name	Age Club	Seed Time							
Heat 1 of 25 Finals				1 Nordstrom, David P 67 MOST 36.26			1 Grisa, Thomas M 53 WMAC 30.28			
4	Ouchakof, Vladimir I	91 CONN	1:50.00	2 Cashel, Bob 66 GSM 34.63	2 Perkins, Robert M 52 SWYM 30.01			2 Perkins, Robert M 52 SWYM 30.01		
5	Rudloff, G Edward	91 TOC	1:10.00	3 Olson, Chuck A 65 MICH 33.00	3 Young, Robert A 50 IM 29.78			3 Young, Robert A 50 IM 29.78		
6	Walker, Craig	75 UC33	59.22	4 Bernard, Alan D 65 TAM 32.08	4 Mc Ginley, Patrick B 51 ROSE 29.43			4 Mc Ginley, Patrick B 51 ROSE 29.43		
7	Gray, Joe E	85 MOST	53.53	5 Brzezinski, Jay 68 PALM 30.77	5 Golden, Larry 54 ARKM 28.90			5 Golden, Larry 54 ARKM 28.90		
Heat 2 of 25 Finals				6 Heck, Steven V 65 MOST 31.13	6 Trimble, Sandy 52 WAMS 29.10			6 Trimble, Sandy 52 WAMS 29.10		
1	Bauman, John H	84 WMAC	53.15	7 Warner, Frank 66 PSM 33.00	7 White, Steve G 54 WMST 29.50			7 White, Steve G 54 WMST 29.50		
2	Peter, Harold E	80 ARIZ	51.53	8 Cothren, Jack 65 BUMS 33.80	8 Cole, Andrew J 51 GOLD 29.87			8 Cole, Andrew J 51 GOLD 29.87		
3	Conkey, Jim	83 SNM	47.25	9 Knopf, Thomas H 67 TOC 34.75	9 Fischer, James S 51 WMAC 30.24			9 Fischer, James S 51 WMAC 30.24		
4	Bartner, Norman G	80 GSM	43.99	10 Farmer, Craig N 65 FAST 36.44	10 Welsh, Tim H 51 SWYM 30.77			10 Welsh, Tim H 51 SWYM 30.77		
5	Raiborn, Louis M	83 MOST	41.58	Heat 7 of 25 Finals			Heat 13 of 25 Finals			
6	Smethurst, Everett W	80 NOVA	43.55	1 Vogel, Matthew M 60 IM 31.65	1 Boileau, Mike 53 CMS 28.70			1 Boileau, Mike 53 CMS 28.70		
7	Shechter, Stanley J	82 AGUA	47.15	2 Van Boer, Eric D 60 RHMS 30.00	2 Power, Scott 52 UC14 28.00			2 Power, Scott 52 UC14 28.00		
8	Yates, Roger	80 RIDG	50.00	3 Lemaistre, Charles F 61 TXLA 29.81	3 Whelchel, David 53 LIB 27.97			3 Whelchel, David 53 LIB 27.97		
9	Tewksbury, Glenn A	81 ARIZ	51.86	4 Hildebrandt, David C 60 GAJA 29.45	4 Segal, William N 50 JAM 27.18			4 Segal, William N 50 JAM 27.18		
10	Grohe, William E	81 USF	53.18	5 Graham, Donald 60 PSM 27.94	5 Rasmussen, Anders M 51 TXLA 25.29			5 Rasmussen, Anders M 51 TXLA 25.29		
Heat 3 of 25 Finals				6 Perout, Jeffrey J 62 SYSM 28.80	6 Wood, Steve 54 YCFM 27.00			6 Wood, Steve 54 YCFM 27.00		
1	Ingalls, Melvin N	75 AAAA	47.16	7 Williams, Bruce F 61 RICE 29.48	7 Morris, Richard L 51 NAM 27.50			7 Morris, Richard L 51 NAM 27.50		
2	Goldstein, Mel E	76 INDY	46.00	8 Fochios, Dean T 61 WMAC 29.99	8 Jaegers, Al 52 WAMS 27.99			8 Jaegers, Al 52 WAMS 27.99		
3	Thayer, George D	79 OREG	41.25	9 Wilson, Robert H 63 CAQM 31.39	9 Haynie, Carl 54 PSM 28.31			9 Haynie, Carl 54 PSM 28.31		
4	Bledsoe, Dennis R	76 WCM	37.80	10 Kelsoc, Robert 61 TNYM 32.50	10 Switzer, Kevin G 54 SMS 28.70			10 Switzer, Kevin G 54 SMS 28.70		
5	Verth, Tom	76 SYSM	35.20	Heat 8 of 25 Finals			Heat 14 of 25 Finals			
6	Oakes, David W	75 SYSM	37.75	3 Wagoner, Victor 58 LAPS 35.00	1 Svoboda, Jim R 36 PACK 30.16			1 Svoboda, Jim R 36 PACK 30.16		
7	Ackerman, Owen	77 IM	40.00	4 Vandam, David K 59 TXLA 32.77	2 Kim, Steve 38 ROSE 29.82			2 Kim, Steve 38 ROSE 29.82		
8	Glanz, Hershel P	76 WMST	43.90	5 Nixon, John L 59 SPM 32.68	3 Smink, Jonathan S 35 GERM 29.30			3 Smink, Jonathan S 35 GERM 29.30		
9	Zollner, Max E	76 FCST	46.58	6 Sheaves, Mike 56 SSSM 32.76	4 Wakefield, John J 36 UC25 29.00			4 Wakefield, John J 36 UC25 29.00		
10	Nelson, Ed E	75 LAPS	55.20	7 Davis, Thomas W 57 ROSE 33.05	5 Brown, D Scott 38 TXST 29.23			5 Brown, D Scott 38 TXST 29.23		
Heat 4 of 25 Finals				8 Wylie, Stuart H 57 TNAQ 43.57	6 Warren, Courtney D 35 ARIZ 29.43			6 Warren, Courtney D 35 ARIZ 29.43		
1	Reid, Walt E	74 PSM	40.60	Heat 9 of 25 Finals			7 Goetz, Andrew B 37 MOST 30.05			
2	Raffaelli, Larry L	72 VCM	37.40	1 Agathon, John C 55 WMST 32.14	8 Castle, Matt 43 PSM 32.14			8 Castle, Matt 43 PSM 32.14		
3	Murff, Don	73 TXLA	36.00	2 Cole, Brad G 56 TNYA 31.50	9 Martin, John M 44 RGMS 33.00			9 Martin, John M 44 RGMS 33.00		
4	Whitley, John K	72 WIND	34.87	3 Blommel, Gregory G 55 WMAC 30.76	10 Adams, Steven H 47 NITR 45.00			10 Adams, Steven H 47 NITR 45.00		
5	Burns, Richard	71 TAM	30.00	4 Fremont, Robert 56 WIND 30.20	Heat 15 of 25 Finals			Heat 16 of 25 Finals		
6	Welty, Bob	70 DAMM	34.50	5 Miller, Brent D 55 MOVY 29.65	1 Lewis, Mike J 49 WIND 32.65			1 Kane, Paul C 49 UC43 30.12		
7	Ferraz, Jose E	70 GOLD	35.50	6 Jourdonnais, Craig S 55 MM 29.80	2 Daugherty, Gordon 49 UC43 31.05			2 Prol, Kenneth 45 WHAC 30.00		
8	Straka, Peter	72 TYMS	37.12	7 Hendrick, Marty 57 SFTL 30.60	3 Jones, Kenton R 47 SDSM 30.69			3 Kroupa, Andy S 46 YCFM 28.75		
9	Klumb, George R	70 IM	37.90	8 Godoy, Francisco J 56 WMST 31.04	4 Barr, Alex 46 TXLA 30.60			4 Berg, Robert J 48 MICH 28.52		
10	Burr, Ken M	70 WCM	48.40	9 Wetzel, Jeff 59 TXLA 32.00	5 Gogulski, David H 46 NITR 30.44			5 Faria, Jose J 49 GSM 28.47		
Heat 5 of 25 Finals				10 Sikora, Rod 55 DAMM 32.50	6 Smith, Bryan E 47 PSM 30.45			6 Sundahl, Philip J 49 WMST 28.50		
1	Brown, Paul P	64 ELG	55.50	Heat 10 of 25 Finals			7 Dubrick, Jon S 46 ROSE 30.66			
2	Wein, Arthur M	64 GSM	36.97	1 Sherman, Bill 56 MOVY 29.40	8 Adams, Scott G 45 UC04 31.00			8 Barr, Alex 46 TXLA 30.60		
3	Downey, Andy	64 WOW	34.53	2 Weir, D Scott 57 CMS 28.50	9 Hilton, Robert 46 ROCH 31.17			9 Gogulski, David H 46 NITR 30.44		
4	Courtney, Jack W	61 AGM	34.00	3 Heath, Robert H 58 MAM 28.25	10 Smiley, Colin 48 TXLA 35.37			6 Smith, Bryan E 47 PSM 30.45		
5	Burns, Bill H	61 TXLA	34.34	4 Klein, Jonathan E 57 NCMS 27.78	Heat 11 of 25 Finals			7 Dubrick, Jon S 46 ROSE 30.66		
6	Lintz, Steve	64 SNM	35.50	5 Barton, Tom 58 PCAT 26.34	3 Jonsson, Stefan 52 AQTJ 31.83			8 Adams, Scott G 45 UC04 31.00		
7	Kravitz, Larry C	61 AQTJ	41.07	6 Kone, Bruce C 57 RICE 26.65	4 Schmidt, Jeff V 51 MOVY 31.69			9 Hilton, Robert 46 ROCH 31.17		
8	Lawrie, Jim	68 SNM	38.00	7 Shake, Scott D 57 ARIZ 27.89	5 Cortez, Ralph A 52 IAMA 31.00			10 Smiley, Colin 48 TXLA 35.37		
9	Farmer, Michael W	67 ROSE	37.05	8 Tallman, Karl G 56 CRUZ 28.42	6 Le Vasseur, Andrew P 51 CMS 31.51			1 Kane, Paul C 49 UC43 30.12		
10	Akbar, Clyde	67 SFTL	58.77	9 Cutting, Steve 57 TVM 28.89	7 Gallivan, Kevin 50 MOST 31.73			2 Prol, Kenneth 45 WHAC 30.00		
				10 Welchlin, Bob 58 MOVY 29.61				3 Kroupa, Andy S 46 YCFM 28.75		

2015 USMS Spring National Championships, Sanction #: 435-S001

National Aquatic Center & Northside Natatorium

Meet Program - Sunday, April 26, 2015

Heat 17 (#41 Men 50 Yard Backstroke)

1	Gooding, Jim	47 PSM	27.68
2	Beach, Christopher E	45 SRM	26.99
3	Keyser, David	48 CSMT	26.80
4	Varozza, Mike J	47 TXLA	26.17
5	Ross, Michael S	47 MESC	24.50
6	Carroll, Stewart A	45 RAM	25.48
7	Mehok, George K	47 SYSM	26.74
8	Boosin, Michael J	48 CVMM	26.99
9	Shaffer, Mike G	49 VCM	27.23
10	Kasser, Dan	45 SKY	27.83

Heat 18 of 25 Finals

1	Stokes, William T	41 RICE	29.60
2	Butcher, Rob	42 SYSM	29.00
3	Dietrich, Jim	44 NOVA	28.59
4	Gillilan, William J	43 CAQM	28.12
5	Van Dyne, Steve	44 LTMN	27.78
6	Soza, Walter E	42 DAMM	28.09
7	Colburn, Christopher M	43 ABM	28.58
8	Reilly, Ryan J	43 ROSE	28.97
9	Perry, Guy	44 WHAC	29.55
10	Lysenko, Andrii V	42 NOST	30.00

Heat 19 of 25 Finals

1	Nance, Chad A	42 NAM	27.40
2	Blake, Thomas M	42 UC25	26.44
3	Lane, Will H	44 AAAA	26.12
4	Wanie, Lee G	41 TOC	25.40
5	O'Sullivan, Chris	40 CMS	24.21
6	Martyak, Stephen	40 TXLA	24.85
7	Pecht, Ben T	40 VCM	26.09
8	Erdem, Burak	41 NCMS	26.16
9	Sumner, David M	44 MVN	26.50
10	O'Mara, Timothy J	43 SNM	27.50

Heat 20 of 25 Finals

1	Williams, Rich	39 1693	28.90
2	Godor, Frank	36 SWM	28.69
3	Cozadd, Erik N	35 ETEX	27.79
4	Greenwood, Scott C	37 TOC	27.00
5	Addadi, Mehdi	37 CMS	24.61
6	Briseno, Osiris	39 NAM	26.88
7	Chilton, James A	39 PALM	27.45
8	Percival, Scott A	35 MOST	27.89
9	Andrews, Nathan R	39 NIAG	28.85
10	Callahan, Patrick	39 MOST	28.93

Heat 21 of 25 Finals

3	Hsu, Howard	32 ROSE	31.08
4	Dominguez, Rogelio	30 MCH	29.30
5	Page, Craig W	33 GAJA	28.43
6	Rapp, Larry J	30 SMS	28.67
7	Mendoza, Jon	32 ROSE	29.49

Heat 22 of 25 Finals

1	Wilson, Jacob N	31 WMST	27.86
2	Lentz, Graham M	30 TOC	27.00
3	Shiosaki, Daniel T	30 TOC	26.00
4	Tepper, Sean M	32 WMAC	25.86
5	Grevers, Matt	30 ARIZ	22.00
6	Vestrum, Luke A	34 MINN	25.24
7	Holsman, Trent T	34 TOC	25.93
8	Marshall, Gary N	33 TOC	26.61
9	Roper, Matthew D	34 DAM	27.28
10	Maurer, Adrian B	31 CHIC	28.42

Heat 23 of 25 Finals

3	Propersi, Jeffrey D	19 PSM	30.00
4	Green, Jerry R	21 UC43	29.00
5	Dahlgren, Bryan	21 CWST	29.89
6	Gonzalez, Felix J	29 NITR	28.57
7	Nemick, Gregory W	27 CMS	27.77
8	Alban, Doug M	28 EST	27.77

Heat 24 of 25 Finals

1	Taylor, Jonathan B	27 TOC	27.00
2	Trompeter, Scott M	27 MOST	26.00
3	Gans, Egan	29 TOC	26.00
4	Newell, Rob H	25 TOC	24.90
5	Frank, Simon	25 TW	23.59
6	Mandel, Alon	26 CMS	24.03
7	Leopold, Jonathan C	25 TOC	25.61
8	Farreny, Kristopher	29 JAM	26.00
9	Malasky, Martin E	26 TOC	26.44
10	Cumnock-Francois, Ben M	28 AGM	27.59

Heat 25 of 25 Finals

1	Mccloskey, Patrick R	24 MOST	28.22
2	Duarte, Christian J	19 TXST	26.93
3	Ferguson, Kevin	24 TOC	24.57
4	Brettmann, William A	18 AAAA	24.50
5	Saeta, Andrew	24 TOC	23.37
6	Trowbridge, Nicholas R	23 TOC	24.00
7	Carey, Justin J	19 AAAA	24.50
8	Slay, Garrett L	21 AQTX	26.44
9	Huseby, Nick	20 DKTA	27.74
10	Bellino, Anthony	18 TXLA	28.50

#42 Women 50 Yard Backstroke

Lane	Name	Age	Club	Seed Time
------	------	-----	------	-----------

Heat 1 of 21 Finals

1	Dusenbury, Lynn M	66 MOST	57.80
2	Layman, Janie A	65 PSM	55.00
3	Bensu, Janet L	82 USF	1:08.15
4	Bryce, Karen G	81 PSM	1:09.56
5	Goggin, Georgia	85 MOST	1:06.80
6	Voorhees, Margaret S	86 USF	1:20.00
7	Sachs, Janet G	78 CMS	48.59
8	Haworth, Joyce M	77 WCM	1:01.80
9	Rose, Ethel	74 TAOS	1:20.00
10	Dunivin, Anne A	98 GAJA	2:41.30

Heat 2 of 21 Finals

1	Getzendaner, Janet J	74 PSM	51.30
2	Dillon Stewart, Jane E	72 WMAC	49.33
3	Kight, Betty G	73 MOST	48.59
4	Conkey, Nancy	70 SNM	45.15
5	Pohlmann, Mary M	70 SLAM	40.81
6	Smith, Diane G	70 CVMM	44.90
7	Westergaard, Leslie M	72 DAM	45.78
8	Henry, Lorna G	74 KM	49.00
9	Fritz, Jill D	74 ARIZ	49.43
10	Marsch, Gail N	74 MOST	51.77

Heat 3 of 21 Finals

1	Puhl, Patty J	65 CAQM	46.79
2	Casey, Kathrine J	66 PSM	42.82
3	Rousseau, Sandi	67 OREG	42.50
4	Swinen, Deborah L	65 SRM	39.00
5	Mccloskey, Cecilia D	65 1776	32.63
6	Clarkson, Tracy L	65 1776	39.00
7	Dickinson, Victoria F	69 KM	41.42
8	Ventura, Rosa V	67 SFTL	42.56
9	Young, Lydia L	66 CMS	46.12
10	Hornof, Kristine T	67 DAM	47.96

Heat 4 of 21 Finals

1	DeGennaro, Marie E	55 MOST	58.00
2	Hearron, Chrystie K	55 MOST	38.81
3	Moritz, Sharon E	55 UC21	36.86
4	McNamara, Kathleen A	55 USF	35.78
5	Goodwin, Kim E	57 NEM	36.47
6	Cooley, Catherine L	57 PSM	37.00
7	Johnson, Jill	59 SLAM	42.69
8	Wood, Nancy O	63 MOST	57.41
9	Clarkson, Nina W	62 MOST	59.25

Heat 5 of 21 Finals

1	Blackburn, Jean	63 BWAQ	43.83
2	Holloway, Colleen J	61 MOST	42.00
3	Jacobs, Candace A	62 PSM	41.81
4	Willard, Mimi	61 NUTS	41.58
5	Smith, Robin M	60 NOVA	40.24
6	Surdoval, Nancy	61 ARIZ	41.13
7	Sarovich, Sheila W	61 IM	41.80
8	Childers, Judy A	61 GSMS	42.00
9	Blatt, Cindy S	61 VCM	43.07
10	Weir, Vickey L	63 MVM	48.27

Heat 6 of 21 Finals

1	Treut, Tina	62 MOST	39.50
2	Bisogno, Laurie R	62 MOVY	39.00
3	Alston-Janicke, Debbie L	61 MOST	38.50
4	Summers, Jenna	61 OREG	37.50
5	Val, Laura B	63 TAM	31.00
6	Wolff, Melinda S	62 1776	35.21
7	McKelvey, Christina J	61 PCAT	38.00
8	Ray, Dianna	60 DASC	38.83
9	Taylor, Barbara G	60 YCMS	39.07
10	Dougherty, Mindy M	62 MVN	39.99

2015 USMS Spring National Championships, Sanction #: 435-S001

National Aquatic Center & Northside Natatorium

Meet Program - Sunday, April 26, 2015

Heat 7 (#42 Women 50 Yard Backstroke)			Heat 12 of 21 Finals			Heat 17 of 21 Finals		
1	Kahn, Mary J	55 DAM 35.00	1	Goodale, Rainy M	45 NEM 33.00	1	Bradley, Blaire C	30 MOST 30.30
2	Siegel, Christine L	58 SDSM 34.26	2	Tate, Holly	47 TMAT 31.77	2	Hibbard, Kate	30 LVM 29.50
3	Kirkpatrick, Laura A	55 YCFM 32.50	3	Seavall, Kelly J	46 CMS 30.90	3	Peterson, Stacy E	33 LAS 29.00
4	Cotton Tatnall, Suzy C	55 CMS 32.28	4	Welting, Laureen K	49 TOC 30.31	4	Watanabe, Naoko	32 TOC 28.62
5	Courtney, Zena H	55 PSM 31.17	5	Gary, Kristin J	47 NYAC 28.37	5	Hernandez, Sarah M	30 DAM 27.01
6	Brightwell, Kim M	55 RMST 31.21	6	Willeboordse, Fall	49 BCTM 29.42	6	Holt, Laura	34 TXLA 27.05
7	Loux, Debbie L	56 MACA 32.43	7	Wolff, Celia	49 NCMS 30.89	7	Vandam, Kathryn E	30 HOPK 28.85
8	Berger-Mann, Sue D	55 MICH 34.10	8	McPherson, Chris A	47 NASH 31.10	8	Grover, Mollie K	34 TERR 29.42
9	DeMere, Susan D	59 GS 34.90	9	Moffett, Erica L	45 SFTL 32.53	9	Cush, Rachel	30 MICH 30.20
10	Larson, Linda L	59 SFTL 35.75	10	Polhill, Laura M	49 WM 33.85	10	Risinger, Vicki B	31 WMST 30.87
Heat 8 of 21 Finals			Heat 13 of 21 Finals			Heat 18 of 21 Finals		
3	Matysek, Anna Lea	54 SYSM 51.00	3	Cartier, Nicole	40 BBMA 42.63	1	Mabie, Lisa	26 DASC 36.13
4	Cook, Sally A	53 ROSE 45.37	4	Segerson, Karen E	40 PSM 34.51	2	Dell, M Christine	27 LTAZ 33.45
5	Jelson, Jennifer K	52 CAQM 44.55	5	Selz, Elise R	44 CFSC 33.95	3	Ronnander, Whitney M	25 DUCK 33.00
6	Broyles, Jan	53 FCST 45.30	6	Thompson, Amy W	44 TOC 34.04	4	Rivera, Evangeline N	27 PCAT 32.65
7	Harris, Lisa L	54 AAAA 50.14	7	Hughes, Megan	41 ISMT 35.52	5	Schramper, Bridgette	29 MM 30.79
Heat 9 of 21 Finals			8	Richardson, Billie C	44 MTMS 49.00	6	Scott, Ashley E	26 CMS 30.85
1	Robison, Holly F	52 HCMG 42.79	Heat 14 of 21 Finals			7	Hdez, Gabriella	28 TOC 33.00
2	LaField, Allison	51 MOST 38.58	1	Porter, Jo Ann A	43 SNM 32.94	8	Lewinski, Katie	25 UC25 33.35
3	George, Constance	54 TTEX 37.94	2	Lassen, Megan M	44 SFTL 31.98	9	Crain, Katherine	25 CTS 35.51
4	Eakle, Julie O	54 MOST 36.35	3	Plotz-Saribalas, Amy M	42 NAM 31.23	Heat 19 of 21 Finals		
5	Diddams, Margaret A	53 PSM 36.13	4	Texel, Paula M	44 SPM 29.84	1	Garbo, Rachel	25 MICH 29.83
6	Tunstall, Nancy M	52 NEM 36.14	5	Lane, Tanya	43 AAAA 28.82	2	Parker, Emily S	29 SDSM 29.55
7	Garnier, Kathy L	54 CMS 36.63	6	Decker, Teddy S	42 CAQM 29.32	3	Nascimento, Tamiris S	27 TXLA 29.00
8	Chin, Jian	51 USF 38.43	7	Stewart, Ann K	44 GOLD 30.26	4	Schauwecker, Jessica L	25 FAST 28.20
9	Irawan, Yuni	51 NITR 41.37	8	Townes, Maureen M	40 NCMS 31.69	5	Sims, Amanda M	26 OAM 27.00
10	Stephenson, Natalie	53 MOVY 44.26	9	Burke, Ann	41 UC25 32.93	6	Terrell, Stephanie L	26 SFTL 28.09
Heat 10 of 21 Finals			10	Towers, Martha	43 MOST 33.20	7	O'Donnell-McCarthy, Fiona	28 TOC 28.23
1	Apple, Holly S	50 KATS 36.01	Heat 15 of 21 Finals			8	Koran, Mary Ellen I	27 VSM 29.34
2	Finley, Ann	52 LAPS 34.94	1	Lyng, N Markell	31 FCST 43.69	9	Kliwer, Allison	26 TXLA 29.60
3	Howard, Amy	50 QMST 34.08	2	King, Rebecca L	34 SMS 34.30	10	Braniecki, Ashley L	29 O*H* 30.17
4	Schriger, Joan A	50 TOC 31.15	3	Shipp, Rachel V	32 TOC 32.86	Heat 20 of 21 Finals		
5	Livingston, Leslie C	53 RAM 27.78	4	Lanette, Carolann L	31 TXLA 31.78	3	Whitney, Jenna D	21 PSM 35.66
6	Bailey, Monica M	54 DAMM 30.90	5	Kelly, Kaymee	30 BUMS 30.98	4	Reeves, Katherine W	24 TOC 33.00
7	Bunch, Brigid J	51 ARIZ 33.32	6	Corporon, Nicolle A	30 CON 32.55	5	Huetteman, Audrey	22 DUCK 32.00
8	Stokes, Karin E	54 NEM 34.50	7	Wolf, Jenny	32 NEM 33.70	6	Streeter, Shannon E	23 ROSE 32.66
9	Scanlan, Susan	51 IM 35.43	8	Yoder, Abigail L	33 BUMS 36.30	7	Griffin, Madeleine L	19 DUCK 35.00
10	Sprague, Mary Ann	52 UC21 36.12	9	Germano, Lindsay M	35 WMST 33.05	8	Monsen, Meg	21 PSM 37.82
Heat 11 of 21 Finals			10	Schneider, Erin E	36 WMAC 33.99	Heat 21 of 21 Finals		
1	Busa, Jackie	49 HRCS 36.96	Heat 16 of 21 Finals			1	Kolodgie, Kaia M	20 ROSE 31.44
2	Van Loben Sels, Lisa	46 PSM 34.78	1	Hellerman, Molly J	38 TOC 32.42	2	Lemke, Savannah	22 CWST 31.00
3	Barnings, Mandy	45 MM 34.68	2	Suarez, Gabriela M	35 STFF 32.06	3	Bates, Elissa G	24 TULS 29.81
4	Daves, Carole	47 NITR 34.55	3	Carlson, Jennifer M	35 RMST 31.64	4	Polhill, Ali C	22 WM 28.19
5	Pasterczyk, Christine	48 NEM 34.24	4	Quattropani, LeeAnne	36 MTMS 30.19	5	Murphy, Kathryn T	22 TOC 27.00
6	Le Febre, Karen J	47 SNM 34.32	5	Inada, Noriko	36 PSCM 25.02	6	Parker, Kara G	23 TXLA 28.04
7	Kinlaw, Sheryl	46 LAKE 34.62	6	Dowgiert, Angela	35 NEM 28.88	7	Cooke, Kelsey	22 TXLA 28.35
8	Goldsmith, Dara	48 LVM 34.69	7	Ayala, Kathleen	35 UC34 30.57	8	Brink, Opal E	20 QMST 30.66
9	Hall, Julie A	46 WMAC 34.90	8	Yocum, Kari	37 PALM 31.73	9	Sundberg, Melissa A	24 CMS 31.04
			9	Keeler, Susan E	36 WCM 32.18	10	Gonzalez, Giovanna L	23 ROSE 32.00
			10	Curtis, Christy	35 ROSE 32.97			

2015 USMS Spring National Championships, Sanction #: 435-S001

National Aquatic Center & Northside Natatorium

Meet Program - Sunday, April 26, 2015

#43 Men 100 Yard Freestyle

Lane	Name	Age Club	Seed Time
Heat 1 of 49 Finals			
2	Woods, Albert H	86 GAJA	1:43.36
3	Meardon, Arnold	85 NEM	1:30.00
4	Gray, Joe E	85 MOST	1:39.04
5	Pipkin, Ken	70 PCAT	1:21.09
6	Burr, Ken M	70 WCM	1:31.50
7	Conkey, Jim	83 SNM	1:35.00
8	Shannon, Baker L	90 WSMC	2:45.30
Heat 2 of 49 Finals			
1	Yates, Roger	80 RIDG	1:32.00
2	Smethurst, Everett W	80 NOVA	1:27.38
3	Alkoff, Howard	82 CONN	1:25.00
4	Drobner, Sherwin	81 SFTL	1:21.74
5	Johnston, Graham M	83 MOST	1:15.15
6	Shechter, Stanley J	82 AGUA	1:16.10
7	Tewksbury, Glenn A	81 ARIZ	1:24.69
8	Raiborn, Louis M	83 MOST	1:25.36
9	Beach, Robert E	84 SPM	1:27.99
10	Fritz, Jack R	82 ARIZ	1:34.48
Heat 3 of 49 Finals			
1	Blake, William V	78 MOST	1:22.40
2	Glanz, Hershel P	76 WMST	1:19.50
3	Oakes, David W	75 SYSM	1:15.00
4	Trauber, Ami A	75 SFTL	1:08.00
5	Verth, Tom	76 SYSM	1:05.40
6	Hamada, Ahmed G	76 GOLD	1:05.79
7	McKinney, Kenneth O	76 ARIZ	1:10.00
8	Thayer, George D	79 OREG	1:18.50
9	Plummer, Mark A	78 CMS	1:20.25
10	Walker, Craig	75 UC33	1:59.73
Heat 4 of 49 Finals			
1	Avery, John H	72 MM	1:16.25
2	Straka, Peter	72 TYMS	1:08.30
3	Murff, Don	73 TXLA	1:07.00
4	Ferraz, Jose E	70 GOLD	1:04.00
5	Abrahams, Richard T	70 CMS	54.50
6	Willert, Dan T	72 WIND	1:03.50
7	Novell, Ken	72 VMST	1:04.53
8	Raffaelli, Larry L	72 VCM	1:07.60
9	Hultin, Walter B	71 CMS	1:10.00
10	Hahn, Richard	72 AGM	1:17.34
Heat 5 of 49 Finals			
1	Akbar, Clyde	67 SFTL	1:58.77
2	Houck, Philip D	65 AGM	1:11.00
3	Bailey, Hop	67 ARIZ	1:09.56
4	Farmer, Michael W	67 ROSE	1:07.32
5	Peterson, Steven B	68 PSM	1:06.80
6	Owens, Robert A	68 VCM	1:06.92
7	Vaughan, James M	68 CMS	1:09.20
8	Campbell, J Scott	67 WMST	1:10.00
9	Lambert, Roy D	68 OREG	1:18.51

Heat 6 of 49 Finals			
1	Cashes, Bob	66 GSM	1:06.50
2	Seidman, Lawrence B	67 GSM	1:03.86
3	McCullum, Mickey	67 GAJA	1:02.18
4	Greenwald, Orb	66 MOST	1:00.70
5	Winter, Larry	67 ARIZ	1:00.07
6	Wright, Larry E	66 PSM	1:00.14
7	Hardy, Rog	68 RICE	1:01.96
8	Landes, David V	68 WIND	1:03.40
9	Warner, Frank	66 PSM	1:04.50
10	Gleser, Robert A	69 CMS	1:06.54
Heat 7 of 49 Finals			
1	Meyerhoff, Rick	68 TAM	1:00.00
2	Rollins, Bruce W	65 WMST	58.69
3	Strand, Robert	69 SAWS	57.75
4	Olson, Chuck A	65 MICH	57.00
5	Gruber, Glenn A	65 VCM	55.44
6	Childs, Lee	66 GOLD	56.50
7	Bernard, Alan D	65 TAM	57.48
8	McPherson, Andrew M	68 DAM	58.00
9	Rudloff, Edward	67 TOC	59.72
10	Brzezinski, Jay	68 PALM	1:00.00
Heat 8 of 49 Finals			
2	Robinson, Timothy D	63 SED	1:24.55
3	Miller, Jim W	64 VMST	1:06.68
4	Stretch, James J	63 PSM	1:04.31
5	Owens, Carl H	63 MOST	1:05.74
6	Walsh, Patrick	62 UC43	1:20.00
7	Floyd, Rob	58 LAKE	1:42.00
8	Marshfield, Mark J	57 O*H*	1:25.58
9	Wylie, Stuart H	57 TNAQ	1:26.46
Heat 9 of 49 Finals			
1	Larson, Allen J	62 OREG	1:02.20
2	Vogel, Matthew M	60 IM	1:01.89
3	Wright, Robert W	64 MOVY	1:01.20
4	Ravel, Rick	64 TTEX	1:00.40
5	Kahn, Stuart L	61 DAM	59.33
6	Scheff, Jonathan	62 WIND	59.68
7	Tveitmoe, Robert N	62 CMS	1:00.54
8	Wein, Arthur M	64 GSM	1:01.60
9	Stoner, Jon	63 1776	1:02.10
10	Phipps, Tom	61 OREG	1:03.00
Heat 10 of 49 Finals			
1	Yocom, Douglas N	63 1776	58.50
2	Walker, Rick B	64 SYSM	58.14
3	Haris, Lee D	61 TOC	57.50
4	Saint-Amour, Craig E	62 NYAC	56.20
5	Van Boer, Eric D	60 RHMS	56.00
6	Perout, Jeffrey J	62 SYSM	56.20
7	Mandel, Barry R	62 WMAC	56.40
8	Modjeska, Mark E	62 ARIZ	57.95
9	Burns, Bill H	61 TXLA	58.40
10	Childers, David W	60 RICE	58.98

Heat 11 of 49 Finals			
1	Worrel, Dick	61 TXLA	55.38
2	Lemaistre, Charles F	61 TXLA	54.96
3	Roth, Barry	60 ARIZ	53.46
4	Williams, Bruce F	61 RICE	52.90
5	Groselle, Jack R	60 SYSM	50.19
6	Martin, Doug	61 ARKM	52.50
7	Scanlan, Kevin	60 IM	53.45
8	Gooding, Jack W	61 ARKM	54.00
9	Fochios, Dean T	61 WMAC	54.99
10	Hague, David J	61 UC43	55.50
Heat 12 of 49 Finals			
1	Arpin, Dave A	55 LVM	1:06.00
2	Goodlin, Tom	55 PSM	1:05.35
3	Wright, Stephen S	56 TXLA	1:03.48
4	Alkire, Jim A	56 UC26	1:01.96
5	Cagle, Theodore C	58 NTEX	1:01.52
6	Griffin, Jim	57 1693	1:01.57
7	Wang, Ke	58 ARIZ	1:03.37
8	Anderson, Robert L	59 PCCM	1:04.17
9	Michaels, Charles F	56 MOST	1:05.56
10	Johnson, Greg C	57 DASC	1:15.86
Heat 13 of 49 Finals			
1	Harwood, Thomas F	59 UC25	1:00.68
2	Peyton, Mike W	59 OREG	1:00.20
3	Agathon, John C	55 WMST	59.85
4	Sheahan, Dan	57 VMST	59.59
5	Godoy, Francisco J	56 WMST	59.00
6	Mullen, Mike A	56 MOVY	59.50
7	Kegley, Dale V	59 WWM	59.64
8	Engelking, Mike	56 FCST	1:00.00
9	Harasz, Philip	56 SPM	1:00.59
10	Freeman, Stephan J	59 SPM	1:00.86
Heat 14 of 49 Finals			
1	Divjak, Zdravko	58 UC44	59.00
2	Mungo, Bob	58 IM	58.81
3	Fuselier, Stephen A	55 AAAAA	58.46
4	Marsh, Russell L	59 CMS	57.87
5	Tsuzuki, Ed M	56 GSM	57.57
6	Nolte, Christopher C	58 CMS	57.64
7	Fremont, Robert	56 WIND	58.20
8	Cole, Brad G	56 TNYA	58.50
9	Wyson, Joseph	58 LVM	59.00
10	Wetzel, Jeff	59 TXLA	59.00
Heat 15 of 49 Finals			
1	Shannahan, Mike	57 SAWS	57.23
2	Smith, Darrell J	58 MINN	56.04
3	Merrill, Nick C	57 IM	55.30
4	Welchlin, Bob	58 MOVY	54.97
5	Orten, Frank T	56 CMS	54.50
6	Washburn, Jonathan W	57 NCMS	54.92
7	Weir, D Scott	57 CMS	55.00
8	Davis, Thomas W	57 ROSE	55.49
9	Fisher, Dennis E	55 NAM	56.90
10	Rogers, Randy	56 PSM	57.50

2015 USMS Spring National Championships, Sanction #: 435-S001

National Aquatic Center & Northside Natatorium

Meet Program - Sunday, April 26, 2015

Heat 16 (#43 Men 100 Yard Freestyle)

1	Leigh, Jay W	56 STAR	54.12
2	Cutting, Steve	57 TVM	53.23
3	Klein, Jonathan E	57 NCMS	52.78
4	Blatt, Michael J	59 VCM	52.44
5	Fields, John A	58 AWJ	51.50
6	Sherman, Bill	56 MOVY	51.53
7	Bank, Holden J	55 CMS	52.50
8	Dyer, Andy	56 AWJ	52.88
9	Marble, Kevin J	58 VCM	54.00
10	Reed, Clay F	58 CRUZ	54.50

Heat 17 of 49 Finals

1	Hayes, Paul L	51 IMSC	1:25.00
2	Ellinor, Lawson F	52 TXLA	1:10.25
3	Wengrovitz, Mark	54 MOST	1:07.94
4	McCarthy, Shaun	54 PCAT	1:08.00
5	Garcia, Rogerio E	53 AAAA	1:14.00
6	Haberstich, Brian	48 IM	1:06.42
7	Smiley, Colin	48 TXLA	59.41
8	Lawson, Jeffery D	46 LAKE	1:00.00
9	Linnborn, Scott R	45 AQTX	1:09.98

Heat 18 of 49 Finals

1	Welsh, Tim H	51 SWYM	1:04.23
2	Hover, Glenn R	53 MOST	1:03.86
3	Stresemann, Michael N	54 PALM	1:02.30
4	Ness, Randal J	52 HOPK	1:01.50
5	Heimerdinger, Charles B	54 SNM	1:01.10
6	Polhill, Brad	51 WM	1:01.39
7	Cannon, William E	51 UC38	1:01.73
8	Cortez, Ralph A	52 IAMA	1:03.44
9	Born, Christopher J	51 TXLA	1:04.00
10	Irvine, Paul J	54 FAST	1:06.50

Heat 19 of 49 Finals

1	Tomasino, Cesar	51 MOST	59.96
2	Gregory, David S	50 PCAT	59.50
3	Gallivan, Kevin	50 MOST	59.10
4	Campbell, Chris	54 MVM	59.06
5	Wyckoff, Benjamin W	50 CONN	59.00
6	Brackett, Elliott	50 DAMM	59.05
7	James, Joseph B	50 MOST	59.10
8	Sher, Jonathan D	50 PCAT	59.39
9	Mitchell, Matthew	51 WMSC	59.67
10	Brandt, Scott J	52 IM	1:00.87

Heat 20 of 49 Finals

1	Woods, Thomas B	53 SDM	58.71
2	Osburn, Chris	51 RIDG	58.65
3	Moore, John	53 NCMS	58.02
4	Doyle, Michael B	51 PCAT	57.80
5	Schmidt, Jeff V	51 MOVY	57.50
6	Whitson, Steven K	53 DAMM	57.51
7	Patten, Bobby	52 DAMM	57.88
8	Scott, Andrew	50 OREG	58.07
9	Dauginas, Joe	52 VALM	58.66
10	Murphy, Matthew G	53 GSM	58.72

Heat 21 of 49 Finals

1	Perkins, Robert M	52 SWYM	57.01
2	Pro, Rick	53 LVM	56.84
3	Oldach, Robert C	52 CMS	55.95
4	Miller, Brian H	53 SWYM	55.80
5	Lileikis, Joseph G	52 OCMT	55.59
6	Billings, Raymond	50 AKMS	55.60
7	Young, Robert A	50 IM	55.85
8	Maryatt, Andrew T	54 RAMS	56.58
9	Hasak, Amit	53 IM	57.00
10	Severance, David A	52 WMAC	57.07

Heat 22 of 49 Finals

1	Werlinich, Greg S	50 BDGR	55.12
2	Sfingi, John A	51 SAWS	54.65
3	Whelchel, David	53 LIB	54.46
4	Steinhafel, Mark J	54 WMAC	54.39
5	Jimenez, Carlos A	50 RICE	54.07
6	Guthrie, David M	54 RICE	54.30
7	Baker, John	52 SMM	54.40
8	Richey, Steven C	54 MOST	54.59
9	Switzer, Kevin G	54 SMS	54.80
10	White, Steve G	54 WMST	55.50

Heat 23 of 49 Finals

1	Stephenson, Kyle	54 MOVY	53.75
2	Cleaver, Oliver	52 SAWS	53.69
3	Putterman, Dean E	52 TNYA	53.50
4	Ponthier, Chuck	52 LAPS	53.00
5	Remmert, Greg A	52 WCM	52.55
6	Valley, Eric	53 MOVY	52.93
7	Fischer, James S	51 WMAC	53.23
8	Wall, Chris L	53 CVMM	53.50
9	Shannahan, Matt D	53 SAWS	53.74
10	DuBay, John	50 UC18	54.00

Heat 24 of 49 Finals

1	Volzing, Mace P	50 WAMS	52.06
2	Tyler, Bob	52 NEM	51.89
3	McCool, Chris	50 PALM	51.60
4	Mercer, Rich	51 YCFM	50.79
5	Sims, David E	52 IM	47.74
6	Segal, William N	50 JAM	50.38
7	Harvill, Tom	53 WAMS	50.90
8	Killeen, Robert J	53 TXLA	51.80
9	Marshall, Dirk H	52 STFF	51.99
10	Cunniff, David S	51 WAMS	52.55

Heat 25 of 49 Finals

1	Woudwijk, Rik	49 LAPS	58.11
2	Lackey, Dean	49 WHAC	57.20
3	Cambias, Rob J	47 SMS	57.12
4	Cole, Alan D	49 DAMM	57.02
5	Prol, Kenneth	45 WHAC	57.00
6	Sullivan, Anthony J	46 SPM	57.00
7	McIntosh, Tad	48 DAMM	57.10
8	Willman, Joseph H	48 TXLA	57.18
9	Adams, Scott G	45 UC04	57.31
10	Paxton, Sean C	46 ROSE	58.20

Heat 26 of 49 Finals

1	Timpe, Doug L	48 NITR	56.72
2	Belnap, Mark	45 UTAH	56.43
3	Gogulski, David H	46 NITR	56.08
4	Carter, Seanbaker	47 THOR	55.75
5	Duport, Paul	49 SSSM	55.33
6	Ross, Gavin A	49 SEAM	55.45
7	Campbell, Marshall G	49 UC26	55.90
8	Chamberlain, Lee D	46 OACM	56.22
9	Kane, Paul C	49 UC43	56.52
10	Hahn, Darek L	48 JAM	56.99

Heat 27 of 49 Finals

1	Moreno, Chris S	46 NTEX	55.10
2	Young, Greg	48 IM	54.90
3	Bass, Bill	46 WMST	54.70
4	Ellis, Andrew F	46 TERR	54.50
5	Jones, Kenton R	47 SDSM	53.82
6	Tapiero, Dan	46 NYAC	53.90
7	Coulom, Steve	49 RICE	54.58
8	Weinrich, Wray M	49 DASC	54.71
9	Gooding, Jim	47 PSM	54.97
10	Smith, Bryan E	47 PSM	55.13

Heat 28 of 49 Finals

1	Blood, Jonathan K	49 NEM	53.70
2	Robling, Steve W	45 NCMS	53.07
3	Mackenroth, Jack	45 TNYA	52.87
4	Semisch, Kevin P	48 SFTL	52.75
5	Chaput, Sebastien	47 ROSE	51.94
6	Steen, Peter	45 CAQM	52.26
7	Lage, Terry L	47 SFTL	52.81
8	Peschel, Keith D	49 SMST	52.89
9	Rosinski, Thomas J	45 CMS	53.50
10	Decker, Nicholas W	47 CAQM	53.75

Heat 29 of 49 Finals

1	Garland, Robert	45 CMS	51.50
2	Thomas, Joe C	45 WIND	51.00
3	Mehok, George K	47 SYSM	50.77
4	Lee, Lawrence B	46 NCMS	50.27
5	Boosin, Michael J	48 CVMM	50.10
6	O'Dell, Rick	47 YCFM	50.27
7	Bennett, Dennis	49 IAMA	50.55
8	Nygren, Mats O	48 PSM	51.00
9	Bockius, Ted C	48 TERR	51.32
10	McClung, Paton M	45 WIND	51.57

Heat 30 of 49 Finals

1	Beach, Christopher E	45 SRM	49.71
2	Varozza, Mike J	47 TXLA	49.22
3	Cox, Mark	47 RAM	49.08
4	Carroll, Stewart A	45 RAM	48.75
5	Granger, Nicolas	47 ROSE	47.06
6	Ross, Michael S	47 MESC	48.00
7	Unruh, Steven L	48 NITR	48.85
8	Benucci, Lorenzo	47 AWJ	49.10
9	De Groot, John F	45 RICE	49.66
10	Kitzman, Scott A	45 SRM	49.90

2015 USMS Spring National Championships, Sanction #: 435-S001

National Aquatic Center & Northside Natatorium

Meet Program - Sunday, April 26, 2015

Heat 31 (#43 Men 100 Yard Freestyle)

1	Sanchez, Matias	40 AGUA	1:07.59
2	Rhodes, Troy B	42 RICE	1:02.00
3	Johns, Paul B	44 OAS	59.31
4	Martin, John M	44 RGMS	58.00
5	Smitheal, Jeremy L	42 WHAC	56.84
6	Roberts, David	43 CRUZ	56.84
7	Weigand, TJ	42 WLAC	58.90
8	Hubbard, Matthew A	42 TFMS	1:01.23
9	Lassen, Jason D	42 WOW	1:04.00
10	Mills, Mason J	44 FCST	1:15.47

Heat 32 of 49 Finals

1	Krasykov, Volodymyr M	41 NOST	56.50
2	Wen, Patrick J	42 WCM	56.35
3	Courtney, Chris	42 ARIZ	55.86
4	Vocke, Joe	44 NAM	55.50
5	Herman, Eric C	43 SPM	55.06
6	Lehr, Gunner F	42 NAM	55.46
7	Smit, Michael	40 DAMM	55.73
8	Tessin, Christopher D	44 SRM	56.00
9	Libardoni, Mark	44 AAAA	56.35
10	Buras, Brian A	43 UC43	56.59

Heat 33 of 49 Finals

1	Van Dyne, Steve	44 LTMN	54.30
2	Reilly, Ryan J	43 ROSE	54.27
3	Dorrestijn, Robert	42 AAAA	53.94
4	Stockwell, Zach	40 CRUZ	53.00
5	Orris, Ron	42 RGMS	52.90
6	Lilienthal, Jason	41 MOST	52.98
7	Huggins, Dale R	42 TXLA	53.00
8	Bellin, Daniel A	42 MOST	54.03
9	Jones, Matt J	43 HUNT	54.28
10	Guirl, Michael J	44 MOST	54.34

Heat 34 of 49 Finals

1	Williams, Collis	44 WHAC	52.43
2	Siemer, John	40 RICE	51.95
3	Alley, David W	40 TXLA	51.57
4	Valle, Marc A	41 ARIZ	50.93
5	Juiris, Peter C	41 UC21	50.59
6	Sumner, David M	44 MVN	50.60
7	Glass, Mark W	40 WMST	51.44
8	Collins, Matthew M	41 PSCM	51.78
9	Karren, Kelly S	41 CVMM	52.25
10	Albino, Jorge E	40 SYSM	52.71

Heat 35 of 49 Finals

1	Peterson, Eric G	44 LVM	49.89
2	West, Steve	43 NOVA	49.70
3	O'Sullivan, Chris	40 CMS	48.88
4	Eisenhuth, Matthew S	40 CMS	48.80
5	Davis, Josh	42 MOST	45.19
6	Jacobson, Brian L	41 MINN	48.01
7	Williams, Ryan D	41 SFTL	48.83
8	Lane, Will H	44 AAAA	49.25
9	Niemi, Matthew G	41 USF	49.86
10	Sheldon, Paul	44 CMS	50.25

Heat 36 of 49 Finals

1	Phillips, Will	38 LAS	1:25.00
2	Steed, Damon	39 TTEX	1:00.00
3	Kim, Steve	38 ROSE	57.23
4	Boeke, Lonny	37 WLAC	56.11
5	Randles, Ryan	35 PCAT	56.00
6	Von Rosenberg, Will	35 LAKE	56.00
7	Anderson, Eric P	37 LTST	56.87
8	Warren, Courtney D	35 ARIZ	58.49
9	Forst, Jeremy S	37 INDY	1:08.91

Heat 37 of 49 Finals

1	Sieber, John	38 CTS	55.62
2	Shepherd, Jeremy	35 RAM	55.00
3	Patrick, Michael S	36 DASC	54.97
4	Foster, Ryan F	39 WIND	54.21
5	Thor, Timothy D	38 ARKM	53.60
6	Cozadd, Erik N	35 ETEX	53.93
7	Svoboda, Jim R	36 PACK	54.83
8	Marrs, Jarrod	39 COOG	54.99
9	Godor, Frank	36 SWM	55.47
10	Minervini, Joey	38 RICE	55.75

Heat 38 of 49 Finals

1	Judge, Joshua M	38 TNYA	52.98
2	Briseno, Osiris	39 NAM	51.81
3	Jent, Daniel E	37 ALEX	51.07
4	Hwang, Wayne	37 NOVA	50.59
5	Chamberlain, Matt E	39 SDM	50.34
6	Addadi, Mehdi	37 CMS	50.40
7	Andrews, Nathan R	39 NIAG	50.88
8	Colligan, Michael	37 RICE	51.11
9	Bonis, Joshua M	35 WMAC	52.90
10	Mills, Jamie	38 LIB	53.18

Heat 39 of 49 Finals

1	Rietema, Brad	38 MICH	50.11
2	White, John J	37 SFTL	49.50
3	Mayronne, Korey	37 TXLA	48.97
4	Fletcher, Van	39 NCMS	48.52
5	Counts, Glenn M	37 LVM	47.15
6	Gray, Trevor O	39 CWST	47.70
7	Fiene, Jonathan P	36 UC08	48.64
8	Doucet, Douglas C	39 NEM	49.17
9	Trinidad, Reuben D	35 CMS	49.90
10	Iglesias, Rodrigo J	39 WIND	50.20

Heat 40 of 49 Finals

1	Bush, Jonathan	32 AAAA	1:00.00
2	Browder, Kurt	33 FAST	56.79
3	Shaw, Chris	32 TERR	55.03
4	Brown, Adam R	34 ELG	54.16
5	Rapp, Larry J	30 SMS	54.10
6	Kayupov, Arman	30 AGUA	55.00
7	Blake, Geoffrey W	33 UC43	56.00
8	Lyng, Adam C	34 FCST	59.80
9	Schmidt, Conor	19 CWST	1:00.00
10	Bravenec, Joseph S	22 TXST	1:03.98

Heat 41 of 49 Finals

1	Slowikowski, Jacek J	30 TNYA	52.50
2	Erdos, Jonathan	34 CTS	52.39
3	Gerken, Dustin D	30 NAM	52.21
4	Kloppe, William R	34 YCFM	52.00
5	Ritter, Chris	31 NCMS	51.55
6	Grisham, Kyle J	31 SAWS	51.85
7	Ecklund, Tait C	33 ROSE	52.12
8	Strahota, Jeffrey R	34 TERR	52.25
9	Ladrow, Andrew W	34 CMS	52.50
10	Mendoza, Jon	32 ROSE	52.69

Heat 42 of 49 Finals

1	Schneider, Jeffrey	30 DKTA	50.29
2	Arnold, James P	34 MINN	49.50
3	Andrew, Tom B	30 TXLA	48.01
4	Gaines, Billy	34 LVM	47.26
5	Vanderkaay, Christian	33 MICH	46.26
6	DeBerry, Tyler	31 ARIZ	46.50
7	Erickson, John	30 VSM	47.73
8	Uras, Onur	30 AGUA	49.00
9	Hildebrand, David R	34 TNYA	50.18
10	Ellam, Bryant F	32 MICH	50.54

Heat 43 of 49 Finals

1	Rojas, Gus M	25 AAAA	1:30.10
2	Schewe, Randy J	29 TXLA	57.50
3	Nguyen, Vi A	27 IMSC	56.00
4	Butz, Jeremy R	26 AGUA	53.50
5	Miller, Joshua S	29 NAM	52.16
6	Subda, Travis J	26 PACK	52.39
7	Jones, Matthew A	27 WMST	53.62
8	Gallardo, Anthony J	28 TW	56.90
9	Poe, Dustin J	28 FCST	1:03.00
10	Spiker, Riley	22 DKTA	58.33

Heat 44 of 49 Finals

1	Rudloff, Christian E	27 TOC	52.00
2	Sagginario, Joseph	26 OWST	51.61
3	Lehmann, Karl M	29 SMS	50.00
4	Birnbrich, Andrew	25 NAM	49.50
5	Malasky, Martin E	26 TOC	49.20
6	Marchant, Ryan A	26 UC04	49.31
7	Smith, Ben	28 DKTA	49.60
8	Nemick, Gregory W	27 CMS	51.00
9	Miller, Christopher L	25 WMST	51.68
10	Moritz, Nathan B	25 UC21	52.03

Heat 45 of 49 Finals

1	Taylor, Dylan	28 CMS	49.00
2	Newell, Rob H	25 TOC	48.80
3	Neuwirth, Jamie	27 TOC	48.60
4	Talbot, Christopher J	28 TOC	47.50
5	Barta, Samuel	25 TW	45.07
6	Knight, Titus A	26 UC27	45.33
7	Taylor, Jonathan B	27 TOC	48.00
8	Talbot, Patrick J	25 UC38	48.80
9	Webb, Cameron	28 DMST	48.90
10	Farreny, Kristopher	29 JAM	49.13

2015 USMS Spring National Championships, Sanction #: 435-S001
National Aquatic Center & Northside Natatorium
Meet Program - Sunday, April 26, 2015

Heat 46 (#43 Men 100 Yard Freestyle)

1	Botyarov, Michael	20 CMS	56.07
2	Wrigley, Jonathan S	19 PSM	54.95
3	Kwong, Ryan	18 DUCK	54.80
4	Ruble, Stephen M	19 DUCK	53.90
5	Hague, James K	19 UC43	53.50
6	Cuda, Cameron S	24 MOST	53.54
7	Sanchez, Ralph	24 ROSE	54.33
8	Propersi, Jeffrey D	19 PSM	54.95
9	Kelly, Nicholas	18 PSM	55.17
10	Lucy, Levi	18 DKTA	57.19

Heat 47 of 49 Finals

1	Garcia, Mikey	22 LIEM	53.00
2	Smythe, Conor H	20 DUCK	52.72
3	Gong, Andrew	23 UC07	52.03
4	Seaburg, Joshua S	24 MINN	51.97
5	Cormican, Zachary	24 DKTA	50.78
6	Jones, Jonathan D	18 MOST	51.20
7	Lybarger, Andrew R	24 FAST	52.01
8	Reid, Kyle D	24 BOZE	52.58
9	Jezek, Jacob J	21 LVM	53.00
10	Hampson, Brett D	24 IMSC	53.44

Heat 48 of 49 Finals

1	Johnson, Crosby E	23 RICE	50.00
2	Goeken, Philip	18 TW	49.95
3	Bean, Morgan A	19 AGM	49.55
4	Birnbrich, Hayden	22 NAM	49.00
5	Bruckman, Mitchell	19 CMS	48.21
6	Losch, Nathan	23 FAST	49.00
7	McAdoo, Luis	21 TXST	49.45
8	Wilson, Austin	24 WMST	49.89
9	Littlefield, Ryan A	24 RICE	49.99
10	Rourke, Michael W	23 NITR	50.37

Heat 49 of 49 Finals

1	Stipek, Clinton W	24 PSM	47.50
2	Perez, Ricky	18 WMAC	47.50
3	Saeta, Andrew	24 TOC	47.24
4	Lindau, Henrik C	24 TW	46.00
5	Birnbrich, Zachary T	23 NAM	45.48
6	Schweitzer, Paul-Marc	23 TW	45.50
7	Ferguson, Kevin	24 TOC	46.49
8	Morris, Wilfred R	23 MOST	47.40
9	Trowbridge, Nicholas R	23 TOC	47.50
10	Walker, Donald J	23 TW	48.00

2015 USMS Spring National Championships, Sanction #: 435-S001

National Aquatic Center & Northside Natatorium

Meet Program - Sunday, April 26, 2015

Heat 17 (#44 Women 100 Yard Freestyle)

1	Henry, Anita A	47 TXLA	1:02.04
2	Reimer, Shelley B	45 PSM	1:01.00
3	Seavall, Kelly J	46 CMS	57.75
4	Rapuano, Lisa O	49 EST	55.91
5	Willeboordse, Fall	49 BCTM	54.76
6	Gary, Kristin J	47 NYAC	55.44
7	Welting, Lauren K	49 TOC	57.30
8	LeClair, Dale A	45 SPM	58.39
9	Richardson, Kim G	46 CMS	1:01.41
10	Wilson, Jamie W	48 PALM	1:02.22

Heat 18 of 31 Finals

1	Beels, Kendall R	42 RMST	1:26.03
2	Khalil, Heidi G	44 ROSE	1:08.07
3	Ihrke, Amber	44 IM	1:04.40
4	Plotz-Saribalas, Amy M	42 NAM	1:03.50
5	Hughes, Megan	41 ISMT	1:04.08
6	Kavanagh, Hillary	42 NEM	1:06.80
7	Cartier, Nicole	40 BBMA	1:15.32
8	Blain, Jennifer E	38 MOST	1:15.00
9	Helm, Maureen	35 NITR	1:07.53
10	Corley, Marie	37 TERR	1:19.00

Heat 19 of 31 Finals

1	Rafalowski, Shannon	43 CTS	1:03.00
2	Farrell Guizar, Kathy	42 WWM	1:02.33
3	Porter, Jo Ann A	43 SNM	1:02.12
4	Norman, Adina	43 TULS	1:00.78
5	Stewart, Ann K	44 GOLD	1:00.02
6	Jones, Leslie L	42 RMST	1:00.48
7	Wegner, Karin M	42 LVM	1:01.90
8	Reeves, Birgit	42 UC17	1:02.33
9	Marvin, Linda L	41 INDY	1:02.72
10	Hughes, Carrie M	40 GAJA	1:03.06

Heat 20 of 31 Finals

1	Reece, Margaret E	43 CHIC	59.13
2	Decker, Teddy S	42 CAQM	56.66
3	Coskey, Julie	41 MOB	55.79
4	Moorhead, Amy J	43 PSM	55.12
5	Lindauer, Kerry	40 NCMS	53.22
6	Holland, Amy S	43 NCMS	53.84
7	Townes, Maureen M	40 NCMS	55.70
8	Schaetz, Trina R	42 WMAC	56.51
9	Beeman, Ashley C	43 CONN	58.08
10	Burke, Ann	41 UC25	59.69

Heat 21 of 31 Finals

1	Reyes, Claire	38 UC26	1:04.53
2	Hellerman, Molly J	38 TOC	1:03.40
3	Lawrie, Dawn J	39 SNM	1:00.29
4	Ayala, Kathleen	35 UC34	59.86
5	Hindle, Lori D	39 NEM	58.49
6	Crusco, Kysa M	39 NEM	59.62
7	Reeves, Tessa L	36 OREG	1:00.13
8	Gruenberg, Brigitta M	35 SAWS	1:01.20
9	Rittenhouse, Amy R	37 HOPK	1:04.14
10	Tietjens, Kiiri T	38 BBMA	1:04.61

Heat 22 of 31 Finals

1	Carlson, Jennifer M	35 RMST	58.28
2	Giovanni, Melissa K	35 LVM	56.76
3	Chatzigeorgiou, Georgia	38 WMAC	55.00
4	Richards, Ericka L	37 SRM	52.85
5	Mihalik, Jennifer	36 AMS	52.48
6	Glenn, Katie	38 STAN	52.51
7	Brooks Crozier, Jennifer	38 CONN	53.81
8	Dowgiert, Angela	35 NEM	56.76
9	Skinner, Sonja	38 OREG	57.42
10	Lee, Kristi D	39 SAWS	58.46

Heat 23 of 31 Finals

2	Henricksen, Erin A	31 JAM	1:20.15
3	Odonnell, Meghan	32 ROSE	1:16.13
4	Ellis, Jo	31 NTEX	1:09.08
5	Cedio, Mary E	32 AAAA	1:06.00
6	Fischer, Christine	34 CMS	1:08.97
7	Clarke, Summer	34 LVM	1:16.00
8	Lyng, N Markell	31 FCST	1:18.22
9	Barraclough, Amy	30 FAST	1:56.00

Heat 24 of 31 Finals

1	Snook, Meredith L	33 TPIT	1:03.00
2	Dupuy, Amy E	31 CTS	1:02.10
3	Wagoner, Keelah J	31 OMAH	1:01.88
4	Moeller, Jennifer	32 WMAC	1:00.04
5	Tweedy, Rebecca	32 MINN	59.85
6	Liberty, Laurel M	33 LIB	59.99
7	Van Horn, Alaina L	34 L4S	1:01.10
8	Shipp, Rachel V	32 TOC	1:02.00
9	Thompson, Cooke	34 KATS	1:02.96
10	Andrus, Megan M	33 LVM	1:04.60

Heat 25 of 31 Finals

1	Lanette, Carolann L	31 TXLA	59.71
2	Bradley, Blaire C	30 MOST	57.57
3	Erickson, Lauren	30 VSM	54.86
4	Coombe, Katy A	31 HOPK	52.85
5	Hernandez, Sarah M	30 DAM	51.91
6	Vorrasi, Catherine M	32 ARIZ	52.62
7	Linke, Lyndsey M	34 CMS	54.03
8	Gill, Meg B	30 TOC	55.90
9	Hibbard, Kate	30 LVM	59.00
10	Kelly, Kaymee	30 BUMS	59.73

Heat 26 of 31 Finals

1	Shoemaker, Lindsay A	29 WMST	1:18.48
2	Colella, Mariel	29 FINS	1:08.14
3	Lewinski, Katie	25 UC25	1:02.52
4	Bott, Nicole	29 AAAA	1:02.04
5	Roth, Tena	25 USF	1:01.00
6	Pisano, CJ	28 PBM	1:01.33
7	Stengel, Julia P	29 ROSE	1:02.49
8	Bruns, Anneliese C	29 DKTA	1:06.30
9	Wellman, Meghan A	29 NEM	1:09.61

Heat 27 of 31 Finals

1	Abrams, Stacy A	27 TXLA	1:00.33
2	Hdez, Gabriella	28 TOC	59.87
3	Scott, Ashley E	26 CMS	58.96
4	Togias, Anna	29 NOVA	58.84
5	Young, Katie	25 MINN	57.92
6	Smith, LaJoya B	26 UC13	58.40
7	Hoops, Valerie R	28 DAMM	58.90
8	Murray, Lesley C	26 TXLA	59.00
9	Grossman, Leah R	25 TXLA	1:00.00
10	Rivera, Evangeline N	27 PCAT	1:00.48

Heat 28 of 31 Finals

1	Webb, Amy K	28 AWJ	57.01
2	Walgamott, Annie	26 TMAT	56.26
3	Frendreis, Lauren K	26 ROSE	55.52
4	Schauwecker, Jessica L	25 FAST	53.30
5	Raatz, Katherine	26 TOC	51.28
6	Hale, Alicia	26 TW	52.05
7	O'Donnell-McCarthy, Fiona	28 TOC	54.45
8	Moore, Maki	29 LVM	55.90
9	Rembach, Alisha M	26 TFMS	56.96
10	Koran, Mary Ellen I	27 VSM	57.69

Heat 29 of 31 Finals

1	Gonser, Becca	19 CWST	1:11.00
2	Jones, Erin T	18 DUCK	1:10.00
3	Monsen, Allie	19 PSM	1:06.09
4	McKiernan, Alex M	21 PSM	1:04.00
5	Streeter, Shannon E	23 ROSE	1:02.29
6	Perkins, Tajia	19 TMAT	1:03.56
7	Monsen, Emily	19 PSM	1:06.00
8	Thomas, Brittany	24 MOST	1:06.13
9	Huetteman, Audrey	22 DUCK	1:10.00
10	McGrew, Kaitlin M	20 PSM	1:14.01

Heat 30 of 31 Finals

1	Gonzalez, Giovanna L	23 ROSE	1:02.00
2	Goodman, Siobhan	18 AAAA	1:01.74
3	Prange, Cara	20 PSM	1:01.04
4	Stultz, Shelby	22 INDY	1:00.59
5	Stuart, Hannah R	18 SWYM	59.89
6	Anderson, Sydney E	22 PSM	1:00.06
7	Balz, Marielle	23 AGUA	1:00.75
8	Akins, Erin	20 TXST	1:01.08
9	Barnick, Angela	20 PSM	1:01.78
10	Knight, Heather K	19 AAAA	1:02.16

Heat 31 of 31 Finals

1	Harper, Mariah	22 TXLA	58.50
2	Miller, Lindsay	22 DUCK	57.86
3	Kutac, Carleigh L	24 DADS	55.84
4	Nolte, Jeanette C	23 IM	54.27
5	Murphy, Kathryn T	22 TOC	50.85
6	Halberstadt, Lexie	23 DKTA	52.52
7	Perez, Esmeralda	20 WMAC	55.50
8	Munson, Vicki	22 TXST	56.89
9	Adams, Laura D	23 ROSE	57.96
10	Duin, Morgan C	22 MOST	58.78

2015 USMS Spring National Championships, Sanction #: 435-S001

National Aquatic Center & Northside Natatorium

Psych Sheet - Sunday, April 26, 2015

#45 Men 200 Yard IM

Name	Age Club	Seed Time
18-24		
1 Fusilier, Beau D	18 AGM	1:52.26
2 Babcock, Colin B	22 TOC	1:55.62
3 Materniak, Eric R	23 DRMS	2:02.80
4 Rowan, Samuel N	23 TOC	2:05.44
5 Duran, Roberto A	23 PM	2:06.66
6 Jones, Jonathan D	18 MOST	2:07.56
7 Smythe, Conor H	20 DUCK	2:08.00
8 Hampson, Brett D	24 IMSC	2:08.36
9 McAdoo, Luis	21 TXST	2:14.14
10 McCloskey, Patrick R	24 MOST	2:15.22
11 Trevino, Sergio	19 TW	2:17.11
25-29		
1 Frank, Simon	25 TW	1:48.66
2 Vogel, Jake N	27 WHAC	1:54.61
3 Simoni, Evan V	25 TOC	1:55.54
4 Leopold, Jonathan C	25 TOC	1:56.75
5 Bezugliy, Alexander	29 UC06	1:59.30
6 Yntema, Douwe	26 TOC	2:02.08
7 Trompeter, Scott M	27 MOST	2:05.00
8 Garza, Richard J	27 WOW	2:05.54
9 Smith, Ben	28 DKTA	2:08.39
10 Baxter, Kyle E	28 PCAT	2:09.54
11 Clark, Christopher J	28 UC02	2:13.77
12 Alban, Doug M	28 EST	2:14.00
13 DeNezzo, Nicholas A	26 UC44	2:16.70
14 Ganiyev, Doston	27 CMS	2:20.19
15 Delavan, Timothy	27 SAWS	2:24.00
30-34		
1 Gaines, Billy	34 LVM	1:58.59
2 Wells, Geoff	32 BUMS	1:58.88
3 DeBerry, Tyler	31 ARIZ	2:01.50
4 Hildebrand, David R	34 TNYA	2:06.11
5 Kendig, Jamie M	34 SYSM	2:06.14
6 Bey, Matthew D	31 NAM	2:08.00
7 Ritter, Chris	31 NCMS	2:08.00
8 Oo, Aung Sann	33 ARIZ	2:08.75
9 Roper, Matthew D	34 DAM	2:10.50
10 Strahota, Jeffrey R	34 TERR	2:12.12
11 Swick, John T	31 ARIZ	2:12.62
12 Dominguez, Rogelio	30 MCH	2:15.21
13 Maurer, Adrian B	31 CHIC	2:15.33
14 Pichardo, Jeffry	32 AQAX	2:15.80
15 Blake, Geoffrey W	33 UC43	2:32.28
35-39		
1 Scalise, Erik L	37 SNM	1:56.39
2 Trinidad, Reuben D	35 CMS	2:00.00
3 Swan, Benjamin	36 RICE	2:01.75
4 Stich, Darryl D	39 WMAC	2:02.87
5 Chamberlain, Matt E	39 SDM	2:04.25
6 Briseno, Osiris	39 NAM	2:06.00
7 Hwang, Wayne	37 NOVA	2:07.37
8 Armstrong, Jonathan W	39 WMST	2:10.39
9 Bardak, Peter D	38 IM	2:11.50
10 Durieux, Chad A	35 ROSE	2:12.33
11 De Leon, Louis P	38 TW	2:12.75
12 Gallagher, Douglas J	39 AGUA	2:14.00

13 Maurer, Matt	37 PALM	2:15.06
14 Cedanio, Noel	35 BCTM	2:15.62
15 Percival, Scott A	35 MOST	2:17.01
16 Chilton, James A	39 PALM	2:19.26
17 Miller, Matt	37 OREG	2:22.09
18 Patrick, Michael S	36 DASC	2:30.02
40-44		
1 Commings, Jeff P	41 ARIZ	1:55.73
2 Doherty, Kevin J	41 CMS	2:01.24
3 Niemi, Matthew G	41 USF	2:02.66
4 Andersen, Morten	44 NCMS	2:03.84
5 Klepchick, Paul R	40 RAM	2:05.77
6 Pecht, Ben T	40 VCM	2:05.79
7 Schaez, Daniel J	44 WMAC	2:07.00
8 Plummer, Andrew	43 AAAA	2:08.00
9 Proft, David L	42 UC43	2:08.00
10 Goodison, Michael R	43 TERR	2:08.36
11 Jackson, Scott J	40 NOVA	2:10.14
12 Nance, Chad A	42 NAM	2:10.50
13 Bellin, Daniel A	42 MOST	2:14.89
14 Butcher, Rob	42 SYSM	2:15.00
15 Mercer, Scott	44 MOST	2:15.10
16 Muir, Scott	41 DAM	2:17.27
17 Buras, Brian A	43 UC43	2:18.50
18 Lysenko, Andrii V	42 NOST	2:19.00
19 Hatch, Eric	40 CMS	2:24.89
20 Lopez, Alex	43 IMSC	2:30.69
45-49		
1 Granger, Nicolas	47 ROSE	1:54.76
2 Benucci, Lorenzo	47 AWJ	2:00.80
3 Wharton, Dave L	45 NAM	2:00.82
4 Santos, Roque J	47 WCM	2:01.59
5 Heber, Scott	48 RAM	2:01.98
6 Solano, Abraham E	45 SKY	2:04.00
7 Bessire, Brent	46 SRM	2:06.42
8 Lee, Lawrence B	46 NCMS	2:07.77
9 Jimenez, Ignacio	49 CMS	2:08.00
10 Bennett, Dennis	49 IAMA	2:09.45
11 Shaffer, Mike G	49 VCM	2:10.85
12 Kroupa, Andy S	46 YCFM	2:10.92
13 Sundahl, Philip J	49 WMST	2:12.42
14 Koehler, Doug J	49 CVMM	2:12.47
15 Garland, Robert	45 CMS	2:15.00
16 Ellis, Andrew F	46 TERR	2:15.00
17 Blood, Jonathan K	49 NEM	2:15.48
18 Faria, Jose J	49 GSM	2:15.71
19 Adamavich, Doug P	46 MMAC	2:18.00
20 Connolly, James W	45 RICE	2:18.00
21 Oyler, Paul F	49 UC11	2:18.00
22 Howard, Patrick D	46 ARIZ	2:18.04
23 Hamilton, Nathan	46 SNM	2:18.14
24 Parker, Greg	45 ROSE	2:19.41
25 McGiffin, Chris D	49 BERK	2:19.68
26 Grotke, Greg	46 CMS	2:20.00
27 Axas, Peter A	46 LVM	2:20.48
28 Howorth, James M	47 NITR	2:20.51
29 Beck, John L	45 ARIZ	2:21.82
30 Herrold, David H	45 TULS	2:23.27
31 Elizondo, Bill	47 RAM	2:23.62
32 Willman, Joseph H	48 TXLA	2:25.46

50-54		
1 Sims, David E	52 IM	1:59.99
2 Tuchler, Jim	50 IM	2:01.90
3 Rasmussen, Anders M	51 TXLA	2:03.98
4 McCool, Chris	50 PALM	2:08.60
5 Marshall, Dirk H	52 STFF	2:09.00
6 Segarra, Rafael G	51 AQAX	2:09.20
7 Morris, Richard L	51 NAM	2:09.80
8 Jimenez, Carlos A	50 RICE	2:09.87
9 Mann, Jonathan E	54 CMS	2:10.27
10 Fischer, Niel E	50 CHIC	2:10.45
11 Van Dyke, Rick P	50 UC26	2:11.40
12 Werlinich, Greg S	50 BDGR	2:15.64
13 Erwin, Jeff T	50 SAWS	2:15.88
14 Valley, Eric	53 MOVY	2:17.05
15 Putterman, Dean E	52 TNYA	2:17.90
16 Aubrey, Michael	54 SFTL	2:19.30
17 Vargas, Daniel	54 ARIZ	2:20.00
18 Miller, Brian H	53 SWYM	2:20.50
19 Grisa, Thomas M	53 WMAC	2:21.14
20 Schmidt, Jeff V	51 MOVY	2:26.09
21 Scott, Andrew	50 OREG	2:26.88
22 Moore, John	53 NCMS	2:31.10
23 Anderson, Brent R	53 MOST	2:44.17
55-59		
1 Sauer, Jim	58 TXLA	2:06.20
2 Petersen, Craig	55 CMS	2:09.00
3 Scott, Greg C	55 CMS	2:12.10
4 Allender, Patrick	56 OREG	2:13.65
5 Orten, Frank T	56 CMS	2:15.00
6 Smith, David M	57 CRUZ	2:15.85
7 Hamm, Michael L	57 KM	2:17.51
8 Cutting, Steve	57 TVM	2:18.78
9 Washburn, Jonathan W	57 NCMS	2:19.14
10 Vandam, David K	59 TXLA	2:19.77
11 Dugan, Thomas W	56 WIND	2:19.99
12 Seibt, Andreas K	57 IM	2:20.00
13 Holland, David A	56 WMAC	2:20.00
14 Waters, Steve	56 UC43	2:20.74
15 Jourdonnais, Craig S	55 MM	2:22.00
16 Naylor, Jeff G	56 NEM	2:25.00
17 Newhaller, Daniel J	56 SPM	2:25.00
18 Nevid, Nathan E	57 PBM	2:25.25
19 Matysek, Jim	55 SYSM	2:25.46
20 Fuselier, Stephen A	55 AAAA	2:25.58
21 Rogers, Randy	56 PSM	2:27.21
22 McFarland, James A	55 NCMS	2:27.27
23 Nolte, Christopher C	58 CMS	2:27.72
24 Merrill, Nick C	57 IM	2:28.15
25 Woolley, Ken	56 DAMM	2:30.00
26 Lamour, Didier B	58 MINN	2:32.21
27 Clark, David L	57 WMAC	2:33.00
28 Baird, Jeff A	55 ARIZ	2:42.44
60-64		
1 Colella, Rick	63 PSM	2:03.26
2 Mann, Michael T	60 CMS	2:07.00
3 Groselle, Jack R	60 SYSM	2:09.99
4 Gilchrist, Donald B	61 NCMS	2:17.00
5 Graham, Donald	60 PSM	2:20.47
6 Guadagni, Peter M	60 WCM	2:21.26

2015 USMS Spring National Championships, Sanction #: 435-S001
National Aquatic Center & Northside Natatorium
Psych Sheet - Sunday, April 26, 2015

60-64...(#45 Men 200 Yard IM)		
7	Hamilton, Berry	62 TXLA 2:21.29
8	Davis, Kern M	60 SPM 2:24.20
9	Collier, Scott J	60 AKMS 2:26.60
10	Wilson, Robert H	63 CAQM 2:28.19
11	Heyes, Greg W	60 LAPS 2:32.00
12	Larson, Allen J	62 OREG 2:54.47
13	Kravitz, Larry C	61 AQTX 3:02.00
65-69		
1	Kerns, Hubie	65 VCM 2:19.00
2	Clemmons, Jim	65 MAM 2:21.50
3	Heck, Steven V	65 MOST 2:25.52
4	Childs, Lee	66 GOLD 2:27.50
5	McPherson, Andrew M	68 DAM 2:32.00
6	Peterson, Steven B	68 PSM 2:46.20
7	Krueger, P J	68 AAAA 2:48.00
8	Bailey, Hop	67 ARIZ 2:51.22
9	Cothren, Jack	65 BUMS 2:51.40
10	Russell, Fred W	67 WMAC 3:25.00
11	Weiner, H R	65 WMAC 4:30.00
12	Gregersen, Bodvar A	66 WSMC 7:52.83
70-74		
1	Burns, Richard	71 TAM 2:32.00
2	Freshley, Mike R	74 ROSE 2:39.00
3	Iselin, Christian R	71 YCFM 2:56.51
4	Carey, George L	72 UC33 2:57.87
5	Bergman, John	73 MINN 3:00.00
6	Corris, Robert B	70 WMAC 3:00.00
7	Welty, Bob	70 DAMM 3:02.00
8	Bell, John L	72 SDSM 3:02.69
9	Klumb, George R	70 IM 3:04.60
10	Sawyer, Dennis L	71 PSM 3:10.25
11	Novell, Ken	72 VMST 3:30.00
75-79		
1	Wolfe, Artie	75 TAOS 2:47.27
2	Gallagher, Drury J	76 NYAC 3:00.00
3	Verth, Tom	76 SYSM 3:05.00
4	Peterson, Dick A	78 PSM 3:10.48
5	Natelson, Michael	75 UC11 3:16.74
6	Badgley, David	75 OKMS 3:29.78
7	Marchbanks, Jerry L	79 MOST 3:30.73
8	Learmonth, William R	75 O*H* 3:44.61
9	Kilbourne, Charles E	75 FACT 3:52.32
10	Plummer, Mark A	78 CMS 3:54.15
80-84		
1	Lauer, William J	80 TNAQ 2:58.73
2	Johnston, Graham M	83 MOST 3:33.33
85-89		
1	Maine, Thomas O	89 SLAM 4:08.60
90-94		
1	Ouchakof, Vladimir I	91 CONN 12:00.00

2015 USMS Spring National Championships, Sanction #: 435-S001

National Aquatic Center & Northside Natatorium

Psych Sheet - Sunday, April 26, 2015

#46 Women 200 Yard IM

Name	Age	Club	Seed	Time
18-24				
1 Senko, Anna K	22	TOC	2:04.04	
2 Olson, Christine A	24	TOC	2:13.51	
3 Smith, Molly A	23	NEM	2:13.88	
4 Arnold, Allison A	22	TOC	2:17.00	
5 Burmood, Erica A	23	WIND	2:20.00	
6 Hilbun, Cassie	19	TXST	2:26.06	
7 Goodman, Siobhan	18	AAAA	2:30.00	
8 Paasch, Carissa A	23	WMAC	2:30.31	
9 Miller, Jenna L	23	GSMS	2:31.27	
10 DeLong, Jackie R	20	PSM	2:45.38	
25-29				
1 Kastes, Katie C	25	TOC	2:04.00	
2 Clapp, Marissa L	27	RICE	2:08.00	
3 Houston, Katy	27	TOC	2:08.45	
4 Hale, Alicia	26	TW	2:09.23	
5 Looney, Jessica	26	NEM	2:16.00	
6 Frendreis, Lauren K	26	ROSE	2:17.52	
7 Moore, Maki	29	LVM	2:19.00	
8 Tогias, Anna	29	NOVA	2:22.32	
9 Capizzi, Stefanie	28	ROSE	2:26.20	
10 Sciacca, Krysten M	27	BCTM	2:26.87	
11 Knapp, Blayne	27	FAST	2:28.00	
12 Grossman, Leah R	25	TXLA	2:28.00	
13 Mason, Jes	29	NTEX	2:28.67	
14 Andrew, Becca	26	TXLA	2:30.00	
15 Bukowy, Hannah M	26	OREG	2:35.00	
16 Egan, Caroline M	29	FCST	2:37.56	
17 Cooper, Jessica N	28	GAJA	2:45.12	
30-34				
1 Hibbard, Kate	30	LVM	2:13.00	
2 Linke, Lyndsey M	34	CMS	2:14.14	
3 Carlson, Megan M	31	INDY	2:16.50	
4 Grover, Mollie K	34	TERR	2:18.10	
5 Lloyd, Allison	34	IM	2:19.31	
6 Quinnell, Jodi A	32	CMS	2:19.34	
7 Williams, Melinda B	33	NEM	2:23.71	
8 Corporon, Nicolle A	30	CON	2:24.49	
9 Jakubchak, Lindsey N	32	ALEX	2:27.24	
10 Ferries, Jenny	33	PSM	2:28.38	
11 Schneider, Lindsey W	33	NAM	2:29.00	
12 Lucas, Andrea B	34	ROSE	2:31.14	
13 Van Horn, Alaina L	34	L4S	2:34.37	
14 Dupuy, Amy E	31	CTS	2:35.50	
15 Andrus, Megan M	33	LVM	2:35.55	
35-39				
1 Koch Davis, Laura K	38	WMST	2:18.14	
2 Perez, Sarah M	39	WMAC	2:21.14	
3 Skinner, Sonja	38	OREG	2:22.59	
4 Keeler, Susan E	36	WCM	2:22.68	
5 Moro, Erin C	36	PALM	2:24.59	
6 Lemmon, Tamara C	37	UTAH	2:29.41	
7 Wenglar, Cathy M	38	NITR	2:33.42	
8 Curtis, Christy	35	ROSE	2:35.54	
9 Seidler, Mindy E	35	WMAC	2:35.89	
10 Reyes, Claire	38	UC26	2:42.46	
11 Baudis, Christina	38	NEM	2:43.01	

12 Ruppel, Laura M	39	CMS	2:43.33	
13 Germano, Lindsay M	35	WMST	2:48.52	
40-44				
1 Overton, Ellinora J	40	WHAC	2:11.17	
2 Bigham, Beth	44	DRMS	2:22.02	
3 Lindauer, Kerry	40	NCMS	2:22.54	
4 Plotz-Saribalas, Amy M	42	NAM	2:25.42	
5 Stuart, Julie	41	TNAQ	2:26.12	
6 Breeger, Tricia A	44	TPIT	2:27.19	
7 Mullins, Betsy P	40	MTSC	2:29.00	
8 Kramer, Stephanie	40	NOVA	2:34.68	
9 Framke, Erin C	41	CMS	2:36.12	
10 Heil, Michelle E	44	PCAT	2:38.50	
11 Haberstich, Carrie	43	IM	2:39.58	
12 Ganguly, Lisa A	44	FCST	2:45.00	
13 Espinosa, Allison	43	MOST	3:45.02	
45-49				
1 Stone, Stephanie	47	PCAT	2:20.00	
2 Cleven, Detra R	46	KAC	2:27.82	
3 McPherson, Chris A	47	NASH	2:27.96	
4 Le Febre, Karen J	47	SNM	2:28.27	
5 Reiss, Natasha	45	WIND	2:29.99	
6 Sinitz, Cheryl	46	WMAC	2:30.04	
7 Jurey, Mary K	48	TXLA	2:31.70	
8 McGill, Jana	46	OREG	2:32.25	
9 Aitken, Florence	48	LVM	2:35.00	
10 Ruppe, Mary D	45	RICE	2:36.00	
11 Buzzelli, Tara A	46	RAY	2:36.79	
12 Coulehan, Maureen E	48	TXLA	2:38.00	
13 Kinlaw, Sheryl	46	LAKE	2:40.90	
14 Meredith, Sara L	46	NCMS	2:41.00	
15 Goldsmith, Dara	48	LVM	2:51.17	
16 Pasterczyk, Christine	48	NEM	2:55.31	
17 Seibert, Tracie	45	SNM	2:59.54	
50-54				
1 Hernandez, Jill S	54	CHIC	2:17.36	
2 Ward, Lisa A	51	WCM	2:22.92	
3 Gallagher, Kathy	50	ARIZ	2:26.11	
4 Bailey, Monica M	54	DAMM	2:28.00	
5 Frederic, Christine H	50	SMS	2:28.32	
6 Block, Andrea J	53	IM	2:30.33	
7 Bunch, Brigid J	51	ARIZ	2:31.61	
8 Kupan, Cheryl A	50	SPM	2:34.30	
9 Stewart, Stephanie R	51	DAMM	2:40.42	
10 Phillips, Krissy	52	PBM	2:44.50	
11 Voss, Julie E	51	PSM	2:46.28	
12 Scanlan, Susan	51	IM	2:46.51	
13 Casey, Joan M	50	HOPK	2:48.18	
14 Roose, Lynn R	51	IM	2:50.56	
15 Peterson, Susan M	52	CTS	2:54.23	
16 Burgeson, Holly S	51	LAKE	2:55.00	
55-59				
1 Warmuth, Stacey	58	VCM	2:29.00	
2 Granger, Traci S	57	LAPS	2:35.00	
3 Ganze, Cathy	57	SDSM	2:44.25	
4 Jaeger, Dawn	58	PSM	2:48.92	
5 Neville, Cathy V	57	SDSM	2:49.00	
6 Chapman, Linda	59	PSM	2:55.00	
7 Dolan LaMar, Diana	57	SDSM	2:55.00	
8 Quinn, Phyllis E	59	TOC	2:56.42	

9 Larson, Linda L	59	SFTL	3:01.14	
10 Van Cleave, Julie M	56	WMAC	3:05.68	
60-64				
1 Knapp, Lo D	60	UTAH	2:32.00	
2 Davis, Charlotte M	64	PSM	2:35.00	
3 Kryka, Nancy	60	SYSM	2:41.33	
4 Jaunzeme, Andra	62	SDSM	2:43.67	
5 Maccurdy, Krissy	62	PCAT	2:47.00	
6 Haynie, Dee A	60	TOC	2:50.00	
7 Woolslayer, Jeannie L	61	STAR	2:56.00	
8 Tourtual, Dorothy M	63	BUMS	2:57.19	
9 Steil, Tamara R	60	MICH	3:04.14	
10 Summers, Jeanna	61	OREG	3:05.00	
11 Ehrke, Nancy L	61	WMAC	3:12.00	
12 Smith, Paula J	60	AKMS	3:13.60	
13 Weston, Susan E	63	SDSM	3:14.00	
14 Surdoval, Nancy	61	ARIZ	3:18.39	
15 Bloomfield, Sue A	62	WMST	3:18.78	
16 Ragland, Elise H	64	TTEX	3:19.68	
17 Sarovich, Sheila W	61	IM	3:25.00	
18 Seaton, Jessica W	62	WH2O	3:25.00	
19 Kaguni, Laurie S	62	MICH	3:28.26	
20 Lindsey, Connie	63	MOST	3:30.36	
21 Schneider, Mary P	62	WMAC	4:22.73	
65-69				
1 McCloskey, Cecilia D	65	1776	2:40.78	
2 Miller, Celeste	65	SNM	2:59.00	
3 LeClercq, Toni M	67	PSM	3:02.67	
4 Gettling, Janet	66	OREG	3:07.84	
5 Tyler, A Susan	66	SNM	3:10.28	
6 McDaniel, Georgia	68	IM	3:12.50	
7 Welch, Sarah	68	PSM	3:22.99	
8 Webb, Linda	69	SFTL	3:31.06	
9 Panayotoff, Kristi M	66	GS	3:50.33	
10 Canto, Susan C	65	LVM	4:15.00	
11 Cafferata, Gail L	66	CHIC	4:45.30	
70-74				
1 Barnea, Daniela	71	STAN	3:09.20	
2 Marr, Jackie M	71	SDSM	3:18.80	
3 Meyers, Susan L	73	SYSM	3:24.00	
4 Kranpitz, Nancy	70	WMAC	3:30.00	
5 Hlavacek, Ida M	72	VMST	3:52.89	
6 Hill, Marcia M	70	WCM	3:58.00	
75-79				
1 Stretch, Nancy	75	TOC	3:52.19	
2 Burke, Dorothy A	75	ARKM	3:55.00	
3 Henderson, Martha J	78	FACT	4:18.02	
4 Cattarin, Sandy B	75	WMST	5:18.27	
80-84				
1 Eisele, Barbara M	84	LOCO	5:52.26	
2 Waldbaum, Joan B	84	1776	5:58.18	
3 Mueller, Diane M	80	CAQM	6:46.91	
85-89				
1 Campbell, Joan K	85	FACT	5:29.20	

National Records

USMS SCY RECORDS

AS OF April 6, 2015

		MEN	18-24			WOMEN	
19.36	4/28/2012	JOSH SCHNEIDER	50	YD.	FREE	KATIE MEILI	12/5/2014 22.61
42.59	12/1/2012	EUGENE GODSOE	100	YD.	FREE	KATIE MEILI	12/6/2014 48.18
1:35.02	11/8/2009	ANDY GRANT	200	YD.	FREE	DANA VOLLMER	11/8/2009 1:43.28
4:24.81	1/24/2010	ANDY GRANT	500	YD.	FREE	JESSICA FOSCHI	10/25/2003 4:49.97
9:01.26	2/13/2010	JP ARNOLD	1000	YD.	FREE	LUANE ROWE	3/31/2012 10:12.42
15:48.70	3/27/2010	ANDREW MUELLER	1650	YD.	FREE	KAREN BURTON	- -87 17:31.70
22.33	5/10/2013	ANDREW ELLIOTT	50	YD.	BACK	O' DONNELL-MCCARTH	5/22/2010 26.18
45.36	11/30/2012	EUGENE GODSOE	100	YD.	BACK	EMILE EWING	5/23/2010 55.90
1:44.18	5/11/2013	ANDREW ELLIOTT	200	YD.	BACK	SARA SCHWEITZER	4/30/2000 1:59.22
24.53	2/1/2015	ROSTYSLAV FEDYNA	50	YD.	BRST	KATIE MEILI	12/5/2014 27.76
54.45	4/28/2012	NELSON WESTBY	100	YD.	BRST	KATIE MEILI	12/5/2014 58.71
1:57.33	5/12/2013	ELLIOT KEEFER	200	YD.	BRST	MICAH LAWRENCE	12/6/2014 2:06.59
21.45	4/27/2012	TIMOTHY PHILLIPS	50	YD.	FLY	DANA VOLLMER	11/8/2009 24.54
46.65	11/30/2012	EUGENE GODSOE	100	YD.	FLY	DANA VOLLMER	11/8/2009 52.30
1:49.39	2/14/2010	RUSSELL PAYNE	200	YD.	FLY	KATHERINE MILLS	4/28/2012 1:54.62
49.78	5/3/2014	NOLAN KOON	100	YD.	I.M.	KATIE MEILI	12/21/2014 53.02
1:49.35	2/14/2010	RUSSELL PAYNE	200	YD.	I.M.	KATIE MEILI	12/4/2014 1:54.20
3:50.12	2/13/2010	RUSSELL PAYNE	400	YD.	I.M.	KATHERINE MILLS	1/28/2012 4:21.82
25-29							
18.67	12/20/2014	BOUSQUET\ADRIAN	50	YD.	FREE	MADISON KENNEDY	1/25/2014 22.62
41.13	5/3/2014	NATHAN ADRIAN	100	YD.	FREE	KIM VANDENBERG	2/24/2013 49.18
1:31.93	12/6/2013	DARIAN TOWNSEND	200	YD.	FREE	LIMIN LIU	5/20/2001 1:48.80
4:20.82	4/17/2010	ANDY GRANT	500	YD.	FREE	SHEILA TAORMINA	1/3/1996 4:49.88
9:19.61	3/15/2014	TOBIAS WORK	1000	YD.	FREE	LISA HAZEN	3/19/1994 10:12.34
15:44.70	5/3/1998	ALEX KOSTICH	1650	YD.	FREE	KAREN BURTON	5/19/1991 16:50.17
21.46	4/16/2010	ADAM MANIA	50	YD.	BACK	TANICA JAMISON	5/22/2010 25.26
45.95	4/15/2010	ADAM MANIA	100	YD.	BACK	TANICA JAMISON	5/23/2010 54.06
1:46.57	11/18/2011	ADAM MANIA	200	YD.	BACK	F PELLEGRINI	2/28/2015 1:56.87
23.87	5/21/2010	MARK GANGLOFF	50	YD.	BRST	MEGAN JENDRICK	2/21/2010 27.14
52.30	5/22/2010	MARK GANGLOFF	100	YD.	BRST	MEGAN JENDRICK	2/6/2010 59.58
1:53.04	12/21/2013	BJ JOHNSON	200	YD.	BRST	MEGAN JENDRICK	2/6/2010 2:09.05
21.11	11/30/2012	DAVIS TARWATER	50	YD.	FLY	TANICA JAMISON	5/22/2010 24.41
45.32	11/30/2012	DAVIS TARWATER	100	YD.	FLY	TANICA JAMISON	5/21/2010 53.72
1:47.62	5/20/2007	ERIK SCALISE	200	YD.	FLY	LIMIN LIU	5/20/2001 1:57.84
47.77	5/3/2014	DARIAN TOWNSEND	100	YD.	I.M.	MEGAN JENDRICK	2/6/2010 54.43
1:41.79	12/21/2013	DARIAN TOWNSEND	200	YD.	I.M.	JUSTINE MUELLER	12/5/2013 1:57.56
3:41.85	12/20/2013	DARIAN TOWNSEND	400	YD.	I.M.	JUSTINE MUELLER	2/22/2013 4:19.02
30-34							
19.33	5/2/2014	ERVIN\ERVIN	50	YD.	FREE	ERIKA ERNDL	11/29/2012 22.48
42.75	12/21/2014	DARIAN TOWNSEND	100	YD.	FREE	ERIKA ERNDL	2/23/2013 48.03
1:34.00	12/19/2014	DARIAN TOWNSEND	200	YD.	FREE	ERIKA ERNDL	11/30/2012 1:43.46
4:29.49	2/25/1996	MATTHEW CETLINSKI	500	YD.	FREE	DAWN HECKMAN	4/14/2012 4:46.92
9:26.93	3/23/2003	JOSHUA WOODRUFF	1000	YD.	FREE	DAWN HECKMAN	4/15/2012 9:51.93
15:51.57	5/12/1996	JEFF ERWIN	1650	YD.	FREE	KAREN BURTON	5/23/1993 17:07.52
22.20	4/13/2014	ADAM MANIA	50	YD.	BACK	NORIKO INADA	5/1/2011 24.96
46.34	12/21/2013	ADAM MANIA	100	YD.	BACK	NORIKO INADA	4/30/2011 54.60
1:43.73	12/21/2014	ADAM MANIA	200	YD.	BACK	K PIPES-NEILSEN	2/19/1996 1:59.93
24.84	4/30/2011	ED MOSES	50	YD.	BRST	KATIE MCCLELLAND	5/4/2008 28.48
53.44	4/29/2011	ED MOSES	100	YD.	BRST	KATIE MCCLELLAND	5/4/2008 1:02.08
1:56.02	5/1/2011	ED MOSES	200	YD.	BRST	ERIKA ERNDL	1/20/2013 2:15.99
21.37	12/22/2013	ADAM MANIA	50	YD.	FLY	ANGEL MARTINO	4/15/2000 24.18
47.28	12/20/2013	ADAM MANIA	100	YD.	FLY	ANGEL MARTINO	5/16/1999 55.01
1:49.52	5/16/1994	PETER EGAN	200	YD.	FLY	K PIPES-NEILSEN	5/12/1996 2:03.46
48.26	12/21/2014	ADAM MANIA	100	YD.	I.M.	ANGEL MARTINO	4/15/2000 57.01
1:42.03	12/20/2014	DARIAN TOWNSEND	200	YD.	I.M.	ERIKA ERNDL	3/11/2009 1:58.80
3:40.98	12/19/2014	DARIAN TOWNSEND	400	YD.	I.M.	ERIKA ERNDL	1/20/2013 4:14.84
35-39							
20.14	5/4/2008	JOSH DAVIS	50	YD.	FREE	DARA TORRES	2/25/2007 22.34
44.24	4/20/2009	VLAD PYSHNENKO	100	YD.	FREE	DARA TORRES	2/25/2007 49.72
1:36.56	5/4/2008	JOSH DAVIS	200	YD.	FREE	K PIPES-NEILSEN	5/3/1997 1:51.55
4:33.97	5/17/2002	RONALD KARNAUGH	500	YD.	FREE	K PIPES-NEILSEN	5/3/1997 4:56.09
9:27.97	5/20/2010	ERIC CHRISTENSEN	1000	YD.	FREE	HEIDI GEORGE	11/15/2014 10:11.23
15:53.88	5/18/2003	JEFF ERWIN	1650	YD.	FREE	HEIDI GEORGE	11/15/2014 16:46.85
22.70	5/4/2008	JOSH DAVIS	50	YD.	BACK	NORIKO INADA	5/3/2014 25.02
49.12	5/4/2008	JOSH DAVIS	100	YD.	BACK	NORIKO INADA	5/4/2014 54.83
1:47.72	5/4/2008	JOSH DAVIS	200	YD.	BACK	K PIPES-NEILSEN	3/14/1998 2:00.54
25.35	5/21/2010	STEVE WEST	50	YD.	BRST	KATIE GLENN	5/2/2014 28.51
55.12	4/29/2011	JEFF COMMINGS	100	YD.	BRST	KATIE GLENN	5/2/2014 1:02.34
1:59.23	12/16/2001	RON KARNAUGH	200	YD.	BRST	CYNTHIA LEWIS	4/1/2012 2:17.84
22.26	4/29/2011	JOSH DAVIS	50	YD.	FLY	NORIKO INADA	5/4/2014 25.50
49.35	1/15/2012	IGOR MARCHENKO	100	YD.	FLY	S VON DER LIPPE	5/18/2003 55.78
1:50.74	5/16/1999	BOBBY PATTEN	200	YD.	FLY	S VON DER LIPPE	5/22/2005 2:03.48
50.06	5/4/2008	JOSH DAVIS	100	YD.	I.M.	SHERI HART	5/23/2010 57.67
1:48.74	12/22/2002	RONALD KARNAUGH	200	YD.	I.M.	K PIPES-NEILSEN	3/14/1998 2:05.24
3:56.76	12/16/2001	RON KARNAUGH	400	YD.	I.M.	K PIPES-NEILSEN	3/14/1998 4:24.18

40-44

20.67	12/20/2014	JOSH DAVIS	50	YD.	FREE	DARA TORRES	4/15/2007	21.91
45.15	5/3/2014	JOSH DAVIS	100	YD.	FREE	DANA TORRES	4/15/2007	48.34
1:38.94	5/4/2008	MICHAEL ROSS	200	YD.	FREE	K PIPES-NEILSEN	12/22/2002	1:51.06
4:39.86	5/8/2010	ALEX KOSTICH	500	YD.	FREE	K PIPES-NEILSEN	10/5/2002	4:58.98
9:32.66	5/7/2010	ALEX KOSTICH	1000	YD.	FREE	K PIPES-NEILSEN	12/21/2003	10:20.45
15:51.52	5/9/2010	ALEX KOSTICH	1650	YD.	FREE	K PIPES-NEILSEN	12/7/2002	17:15.20
22.77	4/26/2009	MICHAEL ROSS	50	YD.	BACK	SHERI HART	5/1/2011	26.12
48.49	4/26/2009	MICHAEL ROSS	100	YD.	BACK	SHERI HART	4/30/2011	56.03
1:50.09	5/4/2008	MICHAEL ROSS	200	YD.	BACK	KRISTIN GARY	4/24/2010	2:04.43
25.69	4/27/2012	STEVE WEST	50	YD.	BRST	S VON DER LIPPE	2/28/2010	29.24
55.61	5/2/2014	STEVE WEST	100	YD.	BRST	S VON DER LIPPE	5/4/2008	1:03.00
2:00.53	5/3/2014	STEVE WEST	200	YD.	BRST	S VON DER LIPPE	5/14/2006	2:17.06
22.61	4/26/2009	MICHAEL ROSS	50	YD.	FLY	S VON DER LIPPE	5/10/2009	25.14
49.27	5/4/2008	MICHAEL ROSS	100	YD.	FLY	S VON DER LIPPE	5/10/2009	54.83
1:50.61	4/14/2002	DENNIS BAKER	200	YD.	FLY	S VON DER LIPPE	5/4/2008	2:03.13
51.53	5/3/2014	JOSH DAVIS	100	YD.	I.M.	ERIKA BRAUN	4/28/2012	57.95
1:51.85	4/26/2009	MICHAEL ROSS	200	YD.	I.M.	S VON DER LIPPE	5/4/2008	2:04.85
4:01.87	4/19/2009	ROQUE SANTOS	400	YD.	I.M.	S VON DER LIPPE	5/4/2008	4:28.43

45-49

21.06	5/21/2010	RICHARD HUGHEY	50	YD.	FREE	SUSAN WALSH	5/4/2008	24.00
46.46	5/22/2010	DAVID SIMS	100	YD.	FREE	K PIPES-NEILSEN	12/16/2007	52.23
1:41.69	5/21/2010	DAVID SIMS	200	YD.	FREE	K PIPES-NEILSEN	12/16/2007	1:53.28
4:39.10	5/20/2007	DENNIS BAKER	500	YD.	FREE	K PIPES-NEILSEN	4/11/2009	5:04.13
9:43.93	5/20/2010	KEITH SWITZER	1000	YD.	FREE	K PIPES-NEILSEN	4/19/2009	10:32.91
16:08.05	5/20/2010	JEFF ERWIN	1650	YD.	FREE	K PIPES-NEILSEN	4/22/2007	17:49.73
23.96	4/29/2012	CHRIS STEVENSON	50	YD.	BACK	K PIPES-NEILSEN	12/21/2008	27.35
51.55	4/30/2011	CHRIS STEVENSON	100	YD.	BACK	ELLEN REYNOLDS	5/23/2010	57.83
1:53.97	5/13/2011	RICH SAEGER	200	YD.	BACK	K PIPES-NEILSEN	4/19/2009	2:04.65
26.58	12/20/2008	WALLY DICKS	50	YD.	BRST	CAROLINE KRATTLI	5/20/2007	30.17
56.83	2/20/2015	TODD TORRES	100	YD.	BRST	S VON DER LIPPE	3/27/2011	1:05.85
2:08.33	5/10/2009	DAVID GUTHRIE	200	YD.	BRST	S VON DER LIPPE	5/1/2011	2:22.76
22.67	5/4/2008	PAUL SMITH	50	YD.	FLY	SUSAN WILLIAMS	4/21/2013	25.96
50.90	5/21/2010	DAVID SIMS	100	YD.	FLY	S VON DER LIPPE	5/1/2011	56.97
1:50.73	12/6/2008	DENNIS BAKER	200	YD.	FLY	K PIPES-NEILSEN	12/26/2008	2:07.39
52.14	5/23/2010	RICHARD HUGHEY	100	YD.	I.M.	FALL WILLEBOORDSE	4/28/2012	59.39
1:56.14	4/29/2012	DAVID SIMS	200	YD.	I.M.	K PIPES-NEILSEN	12/16/2007	2:07.26
4:13.02	5/2/2014	SERGEY MARINIUK	400	YD.	I.M.	K PIPES-NEILSEN	12/26/2009	4:32.87

50-54

21.36	4/29/2011	ROWDY GAINES	50	YD.	FREE	SUE WALSH	3/29/2014	24.60
46.59	5/10/2009	ROWDY GAINES	100	YD.	FREE	LAURA VAL	5/17/2002	54.38
1:43.76	5/10/2009	ROWDY GAINES	200	YD.	FREE	JILL HERNANDEZ	5/4/2014	1:58.43
4:47.57	5/20/2001	JIM MCCONICA	500	YD.	FREE	JILL HERNANDEZ	5/12/2013	5:14.56
9:55.84	4/6/2013	KEITH SWITZER	1000	YD.	FREE	CAROLINE KRATTLI	2/17/2012	11:08.78
16:42.07	5/20/2001	JIM MC CONICA	1650	YD.	FREE	MARGE CURRAN	3/28/2014	18:37.22
24.49	3/22/2015	FRITZ BEDFORD	50	YD.	BACK	LESLIE LIVINGSTON	5/10/2013	27.04
52.72	3/21/2015	FRITZ BEDFORD	100	YD.	BACK	ELLEN REYNOLDS	11/23/2014	59.72
2:00.59	4/28/2012	CLAY BRITT	200	YD.	BACK	ELLEN REYNOLDS	11/22/2014	2:07.51
26.45	3/30/2014	DAVID GUTHRIE	50	YD.	BRST	BRIGITTE HEUER	5/21/2010	32.37
58.41	3/29/2014	DAVID GUTHRIE	100	YD.	BRST	CAROLINE KRATTLI	2/18/2012	1:09.21
2:07.25	3/30/2014	DAVID GUTHRIE	200	YD.	BRST	CAROLINE KRATTLI	2/20/2012	2:29.92
23.19	4/25/2004	TRIP HEDRICK	50	YD.	FLY	LESLIE LIVINGSTON	5/11/2013	25.70
51.73	5/12/2013	DAVID SIMS	100	YD.	FLY	JILL HERNANDEZ	5/12/2013	1:00.17
1:59.26	4/27/2013	DAVID SIMS	200	YD.	FLY	LAURA VAL	5/17/2002	2:15.18
54.28	5/11/2013	DAVID SIMS	100	YD.	I.M.	K PIPES-NEILSEN	4/28/2012	1:02.18
1:59.99	5/4/2014	DAVID SIMS	200	YD.	I.M.	ELLEN REYNOLDS	11/23/2014	2:13.44
4:16.57	5/2/2014	DARREN PHELAN	400	YD.	I.M.	JILL HERNANDEZ	5/2/2014	4:44.38

55-59

21.82	4/30/2000	RICHARD ABRAHAMS	50	YD.	FREE	LAURA VAL	5/10/2009	25.29
48.37	4/30/2000	RICHARD ABRAHAMS	100	YD.	FREE	LAURA VAL	5/4/2008	54.72
1:48.79	4/10/2010	MICHAEL MANN	200	YD.	FREE	LAURA VAL	5/10/2009	1:59.02
4:56.82	4/11/2010	MICHAEL MANN	500	YD.	FREE	LAURA VAL	1/25/2009	5:27.33
10:07.36	5/14/2006	JIM MC CONICA	1000	YD.	FREE	LAURA VAL	3/13/2010	11:20.53
17:11.12	5/20/2007	JIM MC CONICA	1650	YD.	FREE	LAURA VAL	4/16/2010	18:56.04
26.05	3/15/2015	GLENN PATCHING	50	YD.	BACK	LAURA VAL	3/28/2010	28.88
56.49	3/15/2015	GLENN PATCHING	100	YD.	BACK	LAURA VAL	5/23/2010	1:04.65
2:03.14	3/31/2012	TOM BARTON	200	YD.	BACK	BONNIE BILICH	5/2/2014	2:19.94
27.81	5/4/2008	TIMOTHY SHEAD	50	YD.	BRST	LISA BENNETT	5/14/2011	33.76
1:01.42	5/4/2008	TIMOTHY SHEAD	100	YD.	BRST	LISA BENNETT	5/13/2011	1:13.91
2:17.00	5/4/2008	TIMOTHY SHEAD	200	YD.	BRST	CATHERINE KOHN	5/10/2009	2:40.19
24.16	3/25/2007	GREG SHAW	50	YD.	FLY	TRACI GRANGER	5/11/2013	27.45
53.90	5/12/2013	PAUL CARTER	100	YD.	FLY	LAURA VAL	5/10/2009	1:01.31
2:03.18	5/23/2010	BRAD HORNER	200	YD.	FLY	LAURA VAL	5/10/2009	2:16.28
56.20	5/4/2008	TIMOTHY SHEAD	100	YD.	I.M.	LAURA VAL	5/20/2007	1:05.21
2:04.09	5/4/2008	TIMOTHY SHEAD	200	YD.	I.M.	LAURA VAL	5/22/2010	2:21.91
4:28.66	5/2/2014	JIM SAUER	400	YD.	I.M.	LAURA VAL	5/7/2010	5:03.92

National Records

60-64

22.30	5/22/2005	RICHARD ABRAHAMS	50	YD.	FREE	LAURA VAL	3/9/2014	26.48
49.14	5/22/2005	RICHARD ABRAHAMS	100	YD.	FREE	LAURA VAL	4/29/2012	56.45
1:53.43	3/29/2014	RICK COLELLA	200	YD.	FREE	LAURA VAL	3/28/2014	2:06.13
5:11.17	4/29/2012	JIM MC CONICA	500	YD.	FREE	LAURA VAL	1/26/2014	5:39.00
10:47.42	5/13/2011	JIM MC CONICA	1000	YD.	FREE	LAURA VAL	3/30/2012	11:41.77
17:59.55	5/20/2010	JIM CLEMMONS	1650	YD.	FREE	LAURA VAL	3/30/2012	19:43.99
26.82	5/4/2008	HUGH WILDER	50	YD.	BACK	LAURA VAL	5/10/2013	29.72
59.29	5/4/2008	HUGH WILDER	100	YD.	BACK	LAURA VAL	5/12/2013	1:03.72
2:13.13	5/10/2009	TIM BIRNIE	200	YD.	BACK	LAURA VAL	5/11/2013	2:21.44
29.11	5/4/2014	RICK COLELLA	50	YD.	BRST	MELINDA WOLFF	5/10/2013	35.09
1:02.61	5/2/2014	RICK COLELLA	100	YD.	BRST	DEB WALKER	4/13/2012	1:18.75
2:16.71	5/3/2014	RICK COLELLA	200	YD.	BRST	DEB WALKER	4/15/2012	2:52.02
24.46	5/22/2005	RICHARD ABRAHAMS	50	YD.	FLY	CHARLOTTE DAVIS	5/11/2013	29.14
54.92	5/22/2005	RICHARD ABRAHAMS	100	YD.	FLY	LAURA VAL	4/27/2012	1:04.27
2:10.06	4/16/2011	LAWRENCE DAY	200	YD.	FLY	LAURA VAL	5/10/2013	2:24.30
57.23	5/11/2013	RICK COLELLA	100	YD.	I.M.	LAURA VAL	5/18/2013	1:07.60
2:03.26	5/4/2014	RICK COLELLA	200	YD.	I.M.	LAURA VAL	3/4/2012	2:25.40
4:24.24	5/2/2014	RICK COLELLA	400	YD.	I.M.	LAURA VAL	3/15/2014	5:16.18

65-69

22.10	5/23/2010	RICHARD ABRAHAMS	50	YD.	FREE	DIANN UUSTAL	5/12/2013	28.94
49.42	5/22/2010	RICHARD ABRAHAMS	100	YD.	FREE	CAROLYN BOAK	3/31/2012	1:05.21
1:57.54	5/21/2010	RICHARD ABRAHAMS	200	YD.	FREE	DIANN UUSTAL	4/11/2014	2:23.61
5:34.54	1/31/2015	DAN KIRKLAND	500	YD.	FREE	BARBARA DUNBAR	4/12/2014	6:20.15
11:25.42	1/31/2015	DAN KIRKLAND	1000	YD.	FREE	BARBARA DUNBAR	3/16/2014	13:05.26
19:16.25	5/20/2007	TOM LANDIS	1650	YD.	FREE	BARBARA DUNBAR	4/12/2014	21:50.50
27.74	5/23/2010	RICHARD ABRAHAMS	50	YD.	BACK	CECILIA MCCLOSKEY	2/14/2015	32.63
59.62	5/12/2013	HUGH WILDER	100	YD.	BACK	CECILIA MCCLOSKEY	2/15/2015	1:10.54
2:16.72	5/11/2013	HUGH WILDER	200	YD.	BACK	CECILIA MCCLOSKEY	2/14/2015	2:34.30
30.53	5/10/2013	ROBERT STRAND	50	YD.	BRST	JOANN LEILICH	4/25/2004	37.74
1:07.35	5/11/2013	ROBERT STRAND	100	YD.	BRST	JOANN LEILICH	4/25/2004	1:23.95
2:30.17	5/1/2011	ROBERT STRAND	200	YD.	BRST	JOANN LEILICH	4/4/2004	3:01.50
24.94	5/22/2010	RICHARD ABRAHAMS	50	YD.	FLY	DIANN UUSTAL	3/21/2014	31.19
56.36	5/21/2010	RICHARD ABRAHAMS	100	YD.	FLY	CECILIA MCCLOSKEY	2/15/2015	1:11.55
2:23.38	2/14/2010	ROBERT POILETMAN	200	YD.	FLY	BARBARA DUNBAR	3/23/2014	2:55.91
1:00.32	5/23/2010	RICHARD ABRAHAMS	100	YD.	I.M.	CECILIA MCCLOSKEY	2/14/2015	1:12.23
2:19.21	5/4/2014	ALEK SHESTAKOV	200	YD.	I.M.	CECILIA MCCLOSKEY	3/7/2015	2:40.78
4:57.17	5/2/2014	ALEK SHESTAKOV	400	YD.	I.M.	CAROLYN BOAK	4/29/2011	5:49.24

70-74

24.13	5/4/2008	JEFF FARRELL	50	YD.	FREE	GAIL ROPER	4/30/2000	31.05
55.67	3/28/2015	RICHARD ABRAHAMS	100	YD.	FREE	GAIL ROPER	4/30/2000	1:09.79
2:07.37	3/28/2015	DAVID QUIGGIN	200	YD.	FREE	GAIL ROPER	4/30/2000	2:35.85
5:51.37	5/20/2001	GRAHAM JOHNSTON	500	YD.	FREE	LAVELLE STONOFF	4/25/2004	6:46.78
12:19.05	5/20/2001	GRAHAM JOHNSTON	1000	YD.	FREE	LAVELLE STONOFF	4/25/2004	13:58.55
20:29.18	5/20/2001	GRAHAM JOHNSTON	1650	YD.	FREE	LAVELLE STONOFF	3/28/2004	23:45.69
29.91	5/3/2014	RICHARD BURNS	50	YD.	BACK	BETSY JORDAN	5/20/2007	36.91
1:05.76	5/4/2014	RICHARD BURNS	100	YD.	BACK	JOY WARD	4/13/2013	1:21.68
2:23.68	5/2/2014	RICHARD BURNS	200	YD.	BACK	JOY WARD	4/14/2013	2:57.22
32.86	9/29/2013	DAVID GILDEA	50	YD.	BRST	JOANN LEILICH	1/24/2009	39.89
1:11.75	9/29/2013	DAVID GILDEA	100	YD.	BRST	JOANN LEILICH	4/29/2011	1:26.77
2:45.89	4/12/2014	DAVID GILDEA	200	YD.	BRST	JOANN LEILICH	2/2/2009	3:07.28
27.32	3/28/2015	RICHARD ABRAHAMS	50	YD.	FLY	GAIL ROPER	4/30/2000	35.06
1:02.06	3/29/2015	RICHARD ABRAHAMS	100	YD.	FLY	GAIL ROPER	10/2/1999	1:27.74
2:34.31	1/26/2014	ROBERT POILETMAN	200	YD.	FLY	JUNE KRAUSER	2/16/1997	3:16.51
1:05.05	5/3/2014	JAMES ELDER	100	YD.	I.M.	GAIL ROPER	4/30/2000	1:21.97
2:29.92	2/23/2008	DAVID COSTILL	200	YD.	I.M.	DANIELA BARNEA	5/18/2014	3:06.16
5:34.47	4/27/2003	BURWELL JONES	400	YD.	I.M.	NANCY BROWN	4/9/2006	6:40.92

75-79

25.58	3/4/2012	JEFF FARRELL	50	YD.	FREE	GAIL ROPER	4/3/2005	33.87
58.68	5/10/2009	DAVID RADCLIFF	100	YD.	FREE	GAIL ROPER	4/24/2005	1:16.23
2:08.77	5/10/2009	DAVID RADCLIFF	200	YD.	FREE	RONNIE KAMPHAUSEN	3/8/2009	2:53.05
6:03.87	5/8/2010	DAVID RADCLIFF	500	YD.	FREE	RONNIE KAMPHAUSEN	5/16/2009	7:32.58
12:20.59	5/10/2009	DAVID RADCLIFF	1000	YD.	FREE	RONNIE KAMPHAUSEN	3/18/2009	15:47.72
20:25.49	5/10/2009	DAVID RADCLIFF	1650	YD.	FREE	RONNIE KAMPHAUSEN	5/16/2009	26:53.24
32.11	4/19/2009	YOSHI OYAKAWA	50	YD.	BACK	DORIS STEADMAN	4/30/2000	40.25
1:08.55	4/19/2009	BURWELL JONES	100	YD.	BACK	NANCY BROWN	4/15/2011	1:27.70
2:31.41	4/17/2010	BURWELL JONES	200	YD.	BACK	NANCY BROWN	4/15/2011	3:15.04
35.64	4/30/2006	JOHN KORTHEUER	50	YD.	BRST	JOANN LEILICH	4/13/2014	41.53
1:19.21	3/27/2011	DAVID COSTILL	100	YD.	BRST	JOANN LEILICH	4/11/2014	1:29.24
2:59.83	4/14/2011	DAVID COSTILL	200	YD.	BRST	JOANN LEILICH	4/5/2014	3:16.31
30.84	4/15/2011	DAVID COSTILL	50	YD.	FLY	GAIL ROPER	4/24/2005	39.05
1:12.71	4/17/2011	DAVID COSTILL	100	YD.	FLY	GAIL ROPER	4/3/2005	1:37.03
2:59.30	5/10/2013	DAVID COSTILL	200	YD.	FLY	LOIS KIVI NOCHMAN	4/30/2000	3:41.89
1:09.69	3/27/2011	DAVID COSTILL	100	YD.	I.M.	GAIL ROPER	4/24/2005	1:27.31
2:39.07	3/27/2011	DAVID COSTILL	200	YD.	I.M.	GAIL ROPER	4/24/2005	3:18.40
5:49.90	4/19/2009	BURWELL JONES	400	YD.	I.M.	GAIL ROPER	4/10/2005	7:03.61

80-84								
29.25	4/10/2005	FRANK PIEMME	50	YD.	FREE	FLORENCE CARR	3/12/2006	36.85
1:04.60	5/3/2014	DAVID RADCLIFF	100	YD.	FREE	MARGERY MEYER	5/18/2003	1:24.09
2:26.59	5/4/2014	DAVID RADCLIFF	200	YD.	FREE	JEAN TROY	2/17/2008	3:08.99
6:27.81	5/1/2014	DAVID RADCLIFF	500	YD.	FREE	JEAN TROY	3/30/2008	8:26.37
13:10.14	5/1/2014	DAVID RADCLIFF	1000	YD.	FREE	JEAN TROY	3/30/2008	17:20.18
21:54.87	5/1/2014	DAVID RADCLIFF	1650	YD.	FREE	BETTY LORENZI	4/19/2009	28:35.79
34.56	5/10/2013	CLARKE MITCHELL	50	YD.	BACK	BETTY LORENZI	4/19/2009	43.57
1:18.31	5/12/2013	CLARKE MITCHELL	100	YD.	BACK	BETTY LORENZI	4/19/2009	1:32.37
2:48.59	3/23/2013	BURWELL JONES	200	YD.	BACK	BETTY LORENZI	4/19/2009	3:26.72
39.22	3/24/2013	BOB BEST	50	YD.	BRST	ANN HIRSCH	2/12/2011	48.29
1:30.27	5/2/2014	BOB BEST	100	YD.	BRST	ANN HIRSCH	3/12/2011	1:46.69
3:19.33	4/19/2009	ROBERT MACDONALD	200	YD.	BRST	ANN HIRSCH	2/12/2011	3:49.67
33.73	5/11/2013	CLARKE MITCHELL	50	YD.	FLY	LOIS KIVI NOCHMAN	4/15/2007	50.10
1:28.50	4/6/2013	CLARKE MITCHELL	100	YD.	FLY	LOIS KIVI NOCHMAN	4/22/2007	1:54.16
3:25.55	4/23/2006	THOMAS MAINE	200	YD.	FLY	LOIS KIVI NOCHMAN	4/24/2005	4:05.12
1:19.72	4/6/2013	CLARKE MITCHELL	100	YD.	I.M.	NAN BOHL	4/19/2009	1:44.34
3:06.65	3/24/2013	BURWELL JONES	200	YD.	I.M.	ANN HIRSCH	2/12/2011	3:53.17
6:45.91	3/23/2013	BURWELL JONES	400	YD.	I.M.	JEAN TROY	2/17/2008	8:16.02
85-89								
31.92	3/7/2010	FRANK PIEMME	50	YD.	FREE	BETTY RUSS	3/9/2013	41.21
1:10.92	4/18/2010	FRANK PIEMME	100	YD.	FREE	NAN BOHL	4/12/2014	1:31.20
2:50.54	5/8/2010	FRANK PIEMME	200	YD.	FREE	JEAN TROY	3/23/2013	3:26.89
7:54.01	5/7/2010	FRANK PIEMME	500	YD.	FREE	BETTY LORENZI	4/13/2013	9:07.55
16:28.80	5/7/2010	FRANK PIEMME	1000	YD.	FREE	BETTY LORENZI	4/11/2013	18:40.21
27:48.74	3/20/2010	FRANK PIEMME	1650	YD.	FREE	BETTY LORENZI	4/11/2013	30:52.20
42.46	3/7/2010	FRANK PIEMME	50	YD.	BACK	BETTY LORENZI	2/9/2013	46.77
1:36.02	5/8/2010	FRANK PIEMME	100	YD.	BACK	BETTY LORENZI	2/10/2013	1:40.00
3:36.68	2/2/2008	WILLARD LAMB	200	YD.	BACK	BETTY LORENZI	2/9/2013	3:34.09
42.72	3/7/2010	FRANK PIEMME	50	YD.	BRST	NAN BOHL	4/13/2014	56.22
1:34.67	4/18/2010	FRANK PIEMME	100	YD.	BRST	NAN BOHL	4/11/2014	2:05.01
3:46.18	3/20/2010	FRANK PIEMME	200	YD.	BRST	NAN BOHL	11/15/2014	4:31.33
39.89	3/7/2010	FRANK PIEMME	50	YD.	FLY	LOIS KIVI NOCHMAN	3/27/2010	57.02
1:41.31	4/18/2010	FRANK PIEMME	100	YD.	FLY	BETTY RUSS	7/27/2012	2:12.10
3:43.03	1/8/2011	THOMAS MAINE	200	YD.	FLY	LOIS KIVI NOCHMAN	3/7/2010	4:42.19
1:28.37	3/7/2010	FRANK PIEMME	100	YD.	I.M.	JEAN TROY	4/12/2014	1:52.95
3:18.10	4/18/2010	FRANK PIEMME	200	YD.	I.M.	JEAN TROY	2/10/2013	4:17.15
7:30.51	2/12/2011	THOMAS MAINE	400	YD.	I.M.	JEAN TROY	2/10/2013	9:04.46
90-94								
35.96	9/21/2003	WOODY BOWERSOCK	50	YD.	FREE	AILEEN SOULE	5/12/1996	49.68
1:27.26	3/21/2004	WOODROW BOWERSOCK	100	YD.	FREE	RITA SIMONTON	4/26/2009	1:50.37
3:18.81	1/31/2015	WILLARD LAMB	200	YD.	FREE	RITA SIMONTON	5/10/2009	3:59.22
8:54.93	3/24/2013	WILLARD LAMB	500	YD.	FREE	RITA SIMONTON	5/10/2009	10:22.61
18:13.07	11/9/2013	WILLARD LAMB	1000	YD.	FREE	RITA SIMONTON	4/26/2009	21:20.93
30:23.70	11/9/2013	WILLARD LAMB	1650	YD.	FREE	RITA SIMONTON	2/22/2009	35:22.28
49.02	4/5/2014	WILLARD LAMB	50	YD.	BACK	MAURINE KORNFELD	5/10/2013	1:01.20
1:46.67	3/25/2007	JOHN MERRILL	100	YD.	BACK	AILEEN SOULE	5/12/1996	2:14.66
3:54.03	3/25/2007	JOHN MERRILL	200	YD.	BACK	AILEEN SOULE	5/12/1996	4:42.55
53.07	4/15/2007	RUSS WITTE	50	YD.	BRST	MARJORIE STONE	10/19/2014	1:06.80
1:58.35	1/30/2011	RAYMOND HAKOMAKI	100	YD.	BRST	MARJORIE STONE	2/7/2015	2:36.37
4:44.50	7/2/2007	RUSS WITTE	200	YD.	BRST	MARJORIE STONE	2/8/2015	5:45.96
50.44	3/21/2004	WALTER PFEIFFER	50	YD.	FLY	RITA SIMONTON	4/26/2009	1:18.23
2:13.93	3/21/2004	WALTER PFEIFFER	100	YD.	FLY	JEWEL COOKE	4/11/1999	3:26.50
5:08.18	5/2/2004	WALTER PFEIFFER	200	YD.	FLY	JEWEL COOKE	11/8/1998	7:12.95
2:00.17	4/7/2013	JURGEN SCHMIDT	100	YD.	I.M.	RITA SIMONTON	3/29/2009	2:37.23
4:27.54	3/17/2013	JURGEN SCHMIDT	200	YD.	I.M.	RITA SIMONTON	3/29/2009	5:40.28
10:10.57	5/2/2004	WALT PFEIFFER	400	YD.	I.M.	JEWEL COOKE	11/7/1998	13:06.38
95-99								
51.31	1/10/1999	GUS LANGNER	50	YD.	FREE	RITA SIMONTON	9/22/2013	1:02.80
2:04.54	1/10/1999	GUS LANGNER	100	YD.	FREE	RITA SIMONTON	9/22/2013	2:14.55
4:35.70	1/10/1999	GUS LANGNER	200	YD.	FREE	RITA SIMONTON	2/8/2014	4:45.26
12:17.44	1/10/1999	GUS LANGNER	500	YD.	FREE	RITA SIMONTON	9/22/2013	12:28.16
30:05.25	4/2/2000	GUS LANGNER	1000	YD.	FREE	ANNE DUNIVIN	4/26/2012	50:44.12
1650 YD. FREE								
1:08.20	7/8/1989	TOM LANE	50	YD.	BACK	RITA SIMONTON	2/8/2014	1:08.87
2:45.86	2/12/2012	RUSS WITTE	100	YD.	BACK	RITA SIMONTON	9/22/2013	2:37.92
6:19.69	5/11/2013	RUSS WITTE	200	YD.	BACK	RITA SIMONTON	9/22/2013	5:24.59
1:03.32	2/11/2012	RUSS WITTE	50	YD.	BRST	MARIE KELLEHER	2/15/2009	1:55.41
2:34.82	2/12/2012	RUSS WITTE	100	YD.	BRST			
5:49.18	2/12/2012	RUSS WITTE	200	YD.	BRST			
50	YD.	FLY						
100	YD.	FLY						
200	YD.	FLY						
100	YD.	I.M.			MARIE KELLEHER	2/10/2008		3:28.34
200	YD.	I.M.						
400	YD.	I.M.						
100-104								
1:31.03	6/25/1994	TOM LANE	50	YD.	FREE	MARIE KELLEHER	2/10/2013	1:58.08
3:21.86	6/25/1994	TOM LANE	100	YD.	FREE			
6:56.32	6/25/1994	TOM LANE	200	YD.	FREE			
500	YD.	FREE						
1000	YD.	FREE						
1650	YD.	FREE						
50	YD.	BACK						
100	YD.	BACK						
200	YD.	BACK						
50	YD.	BRST						
100	YD.	BRST						
200	YD.	BRST						
50	YD.	FLY						
100	YD.	FLY						
200	YD.	FLY						
100	YD.	I.M.						
200	YD.	I.M.						
400	YD.	I.M.						

National Records

WOMEN 200 YD. FREE

18 + THE OLYMPIC CLU 5/3/2014 1:35.70	KATIE KASTES	MEG GILL	O'DONNELL-MCCARTH	KATHERINE RAATZ
25 + SOUTHERN METHOD 5/3/2008 1:35.40	DOMINIQUE DIEZI	LAURA HOLT	MICHELLE CHOW	KATIE MCCLELLAND
35 + NCMS 2/1/2015 1:36.42	KERRY LINDAUER	ALICIA UHL	JENNIFER STRINGER	ERIKA BRAUN
45 + COLORADO MASTER 4/30/2011	KATHY GARNIER 1:40.44	COLLETTE SAPPEY	ANNA SCOTT-KUBE	S VON DER LIPPE
55 + UCLA Bruin Mast 4/28/2013	JENNY COOK 1:51.52	CHRISTIE CIRAULO	KAREN EINSIDLER	VERONICA HIBBEN
65 + PUGET SOUND MAS 5/3/2014 2:11.49	TONI LECLERCQ	SALLY DILLON	KATE CARRUTHERS	SUZANNE DILLS
75 + FLORIDA AQUATIC 3/29/2009	BETTY LORENZI 2:58.48	NANCY DURSTEIN	JOAN CAMPBELL	MARY TUSA
85 +				

WOMEN 200 YD. MEDLEY

18 + THE OLYMPIC CLU 5/2/2014 1:46.34	O'DONNELL-MCCARTH	KATY HOUSTON	KATIE KASTES	KATHERINE RAATZ
25 + SOUTHERN METHOD 5/4/2008 1:45.01	L OBERSTAR-BROWN	KATIE MCCLELLAND	LAURA HOLT	DOMINIQUE DIEZI
35 + COLORADO MASTER 5/14/2006	SHERI HART 1:48.55	S VON DER LIPPE	ELLEN CAMPBELL	KATHY GARNIER
45 + COLORADO MASTER 5/1/2011 1:52.93	COLLETTE SAPPEY	KIM CROUCH	S VON DER LIPPE	ANNA SCOTT-KUBE
55 + UCLA Bruin Mast 4/27/2013	KAREN EINSIDLER 2:06.54	JENNY COOK	CHRISTIE CIRAULO	VERONICA HIBBEN
65 + OREGON MASTERS 5/2/2014 2:33.24	JOY WARD	JANET GETTLING	SANDI ROUSSEAU	PEGGY WHITER
75 + FLORIDA AQUATIC 3/29/2009	BETTY LORENZI 3:15.12	SYLVIA EISELE	NANCY DURSTEIN	MARY TUSA
85 +				

MEN 200 YD. FREE

18 + NORTH CAROLINA 5/22/2010	NICHOLAS BRUNELLI 1:18.32	CULLEN JONES	NELSON WESTBY	JOE SKUBA
25 + CLEMSON AQUATIC 5/22/2010	LANCE ASTI 1:21.82	BRETT MAC LENNAN	BRYCE HERRINGTON	ANDREW SCHEERHORN
35 + LONGHORN AQUATI 5/29/2010	TYLER BLESSING 1:23.32	MIKE VAROZZA	BRADLEY BAILEY	CHRIS ECKERMAN
45 + ARIZONA MASTERS 5/4/2008 1:27.70	JOHN SMITH	AL JAEGERS	PAUL HAFNER	PAUL SMITH
55 + OREGON MASTERS 4/11/2009	MIKE TENNANT 1:32.18	DOUG BROCKBANK	WES EDWARDS	LARRY PHILBRICK
65 + SAN DIEGO SWIM 5/10/2009	MIKE FRESHLEY 1:40.07	PETER ANDERSEN	VINUS VAN BAALEN	KEEFE LODWIG
75 + GOLD COAST MAST 4/11/2014	ANDY MORROW 1:57.74	DAVID MCINTYRE	AHMED HAMADA	DAVID PAINTER
85 + FLORIDA AQUATIC 4/28/2012	WILLIAM ADAMS 3:05.24	EDWIN GRAVES	ROGERS HOLMES	JOHN CORSE

MEN 200 YD. MEDLEY

18 + THE OLYMPIC CLU 5/2/2014 1:26.71	ANDREW SAETA	NOLAN KOON	NATHAN ADRIAN	ANTHONY ERVIN
25 + WISCONSIN MASTE 4/12/2014	ADAM MANIA 1:30.97	ERIC JOHNSON	DOUG DICKINSON	KEVIN EWALD
35 + LONGHORN AQUATI 5/10/2009	TYLER BLESSING 1:34.16	TODD BARTEE	BRADLEY BAILEY	MIKE VAROZZA
45 + GEORGIA MASTERS 5/23/2010	ERIC ERICSON 1:36.56	CHRIS WEISSMAN	BOB BUGG	MICHAEL ELLISON
55 + OREGON MASTERS 4/11/2009	WES EDWARDS 1:45.32	ALLEN STARK	LARRY PHILBRICK	MIKE TENNANT
65 + SAN DIEGO SWIM 5/10/2009	VINUS VAN BAALEN 1:51.58	PETER ANDERSEN	KEEFE LODWIG	MIKE FRESHLEY
75 + SARASOTA Y SHAR 4/12/2014	BURWELL JONES 2:17.11	MANI SANGUILY	JOHN SMITH	TOM VERTH
85 + TEAM TEXAS 11/21/1999	ROY BODINE 3:46.43	BENNETT ALLEN	JESSE COON	TEX ROBERTSON

MIXED 200 YD. FREE

18 + THE OLYMPIC CLU 5/2/2014 1:24.76	NATHAN ADRIAN	KATHERINE RAATZ	KATIE KASTES	ANTHONY ERVIN
25 + SOUTHERN CAL A	CHUCK PONTHER	DIANE GRANER	KRISTINE BUSH	P MC CLAFFERTY

5/21/1990	1:29.40				
35 + ROCKY MOUNTAIN	KATHY GARNIER	S VON DER LIPPE	JOHN SMITH	PAUL SMITH	
4/25/2004	1:30.17				
45 + ARIZONA MASTERS	JOHN SMITH	MONICA BAILEY	STEPHANIE ROLLINS	PAUL SMITH	
5/4/2008 1:34.48					
55 + SARASOTA Y SHAR	JACK GROSELLE	TRIP HEDRICK	NANCY KRYKA	DEANNA DOYLE	
4/13/2014	1:40.97				
65 + OREGON MASTERS	JOY WARD	ROBERT SMITH	BARBARA FRID	TOM LANDIS	
5/10/2009	1:53.76				
75 + FLORIDA MAVERIC	FLORENCE CARR	BRUD CLEAVELAND	REGAN KENNER	PAUL HUTINGER	
4/29/2001	2:35.78				
85 + MARYLAND MASTER	DORIS RUSSELL	SARAH ALLNUTT	GEOFFREY REVETT	A EREMCHUK	
4/17/2011	4:04.35				
MIXED 200 YD. MEDLEY					
18 + THE OLYMPIC CLU	O'DONNELL-MCCARTH	GARY MARSHALL	BROOKE BISHOP	SCOTT GREENWOOD	
4/30/2011	1:39.06				
25 + PHOENIX SWIM CL	NORIKO INADA	JEFF COMMINGS	KYLE SHORES	MARIKA MCCUE	
4/30/2011	1:37.19				
35 + COLORADO MASTER	SHERI HART	MATTHEW EISENHUTH	CHRIS O'SULLIVAN	COLLETTE SAPPEY	
5/22/2010	1:39.85				
45 + ARIZONA MASTERS	JOHN SMITH	GLENN MILLS	STEPHANIE ROLLINS	MONICA BAILEY	
5/4/2008 1:44.02					
55 + PACIFIC NORTHWE	DONALD GRAHAM	RICK COLELLA	CHARLOTTE DAVIS	MARY LIPPOLD	
4/30/2011	1:53.26				
65 + SAN DIEGO SWIM	BETSY JORDAN	PETER ANDERSEN	KEEFE LODWIG	JACKIE MARR	
5/10/2009	2:06.22				
75 + WALNUT CREEK MA	DONALD BROWN	NORMAN STUPFEL	JOAN ALEXANDER	DONNA MONROE	
5/10/2009	2:46.58				
85 + MARYLAND MASTER	SARAH ALLNUTT	A EREMCHUK	DORIS RUSSELL	GEOFFREY REVETT	
4/15/2011	4:39.13				

**We believe
in helping
families lead
healthier lives.**

At H-E-B we are committed to the well-being of Texans and are strong supporters of health and wellness initiatives across the state. Our initiatives drive awareness and behavior change, resulting in improved nutrition and increased physical activity for children and their families.

H-E-B

Helping Here:

health & wellness • education • volunteerism • hunger relief • environment • disaster relief

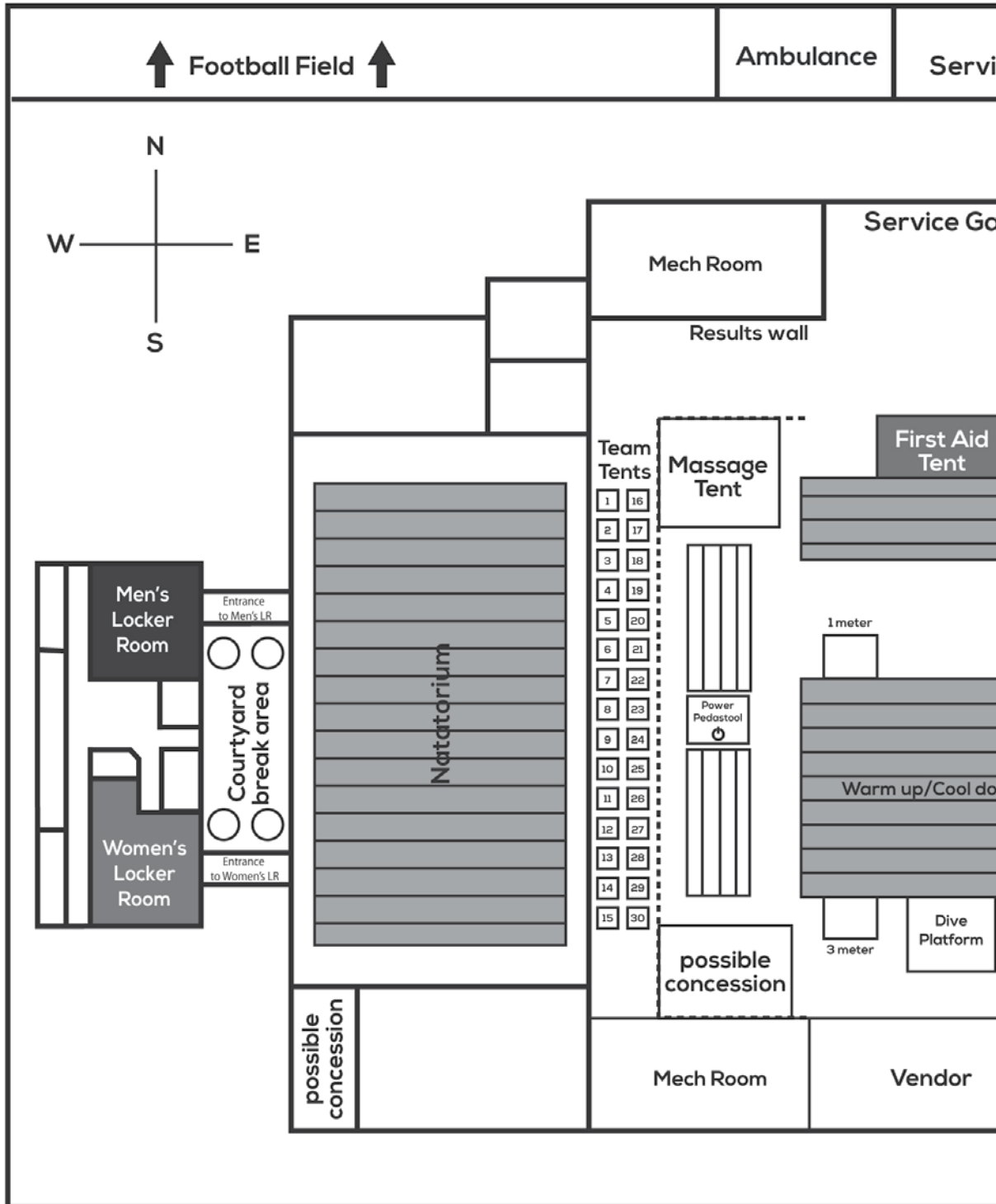
©2015 HEB, 15-3310



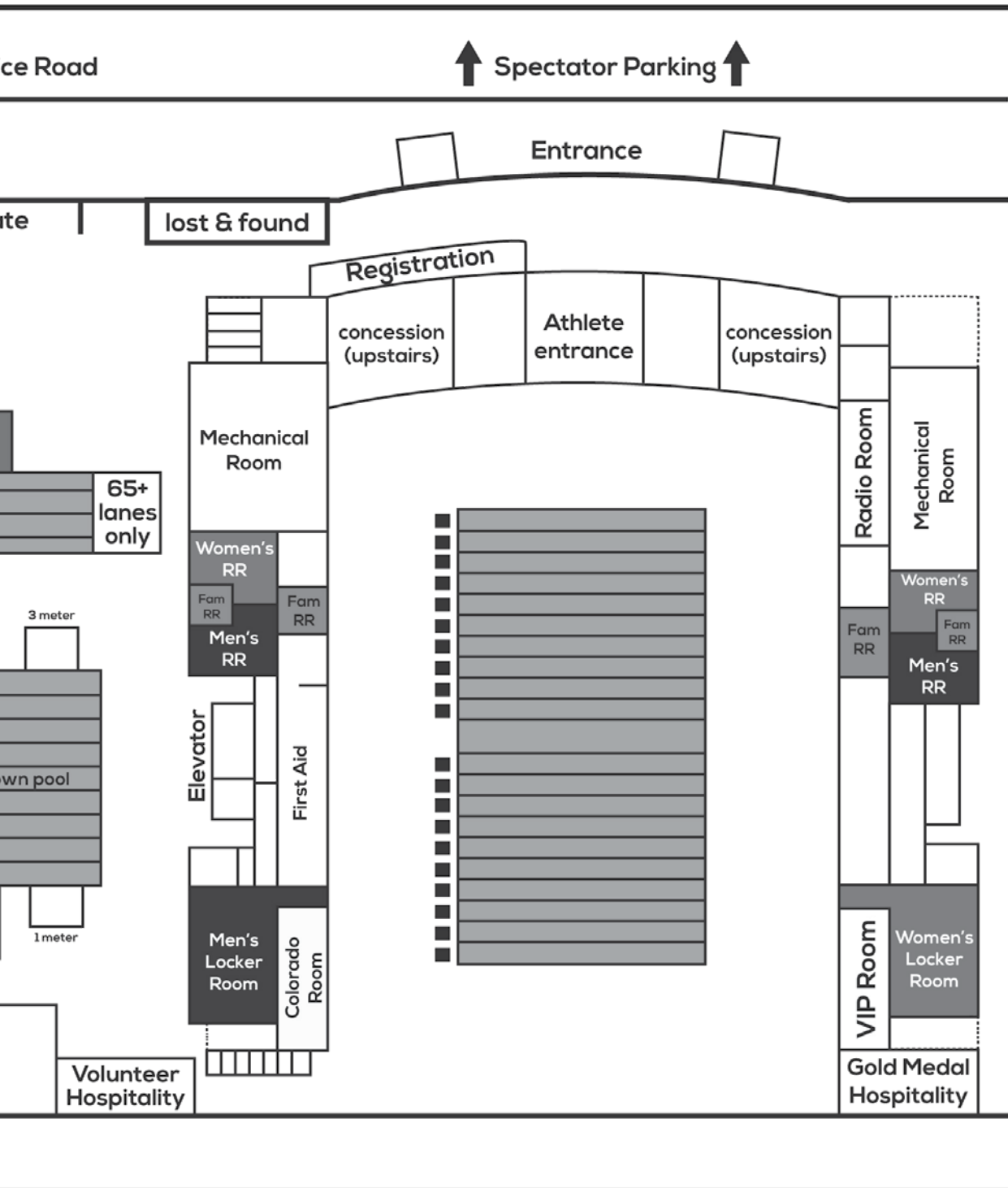
health & wellness



1604 Aqu

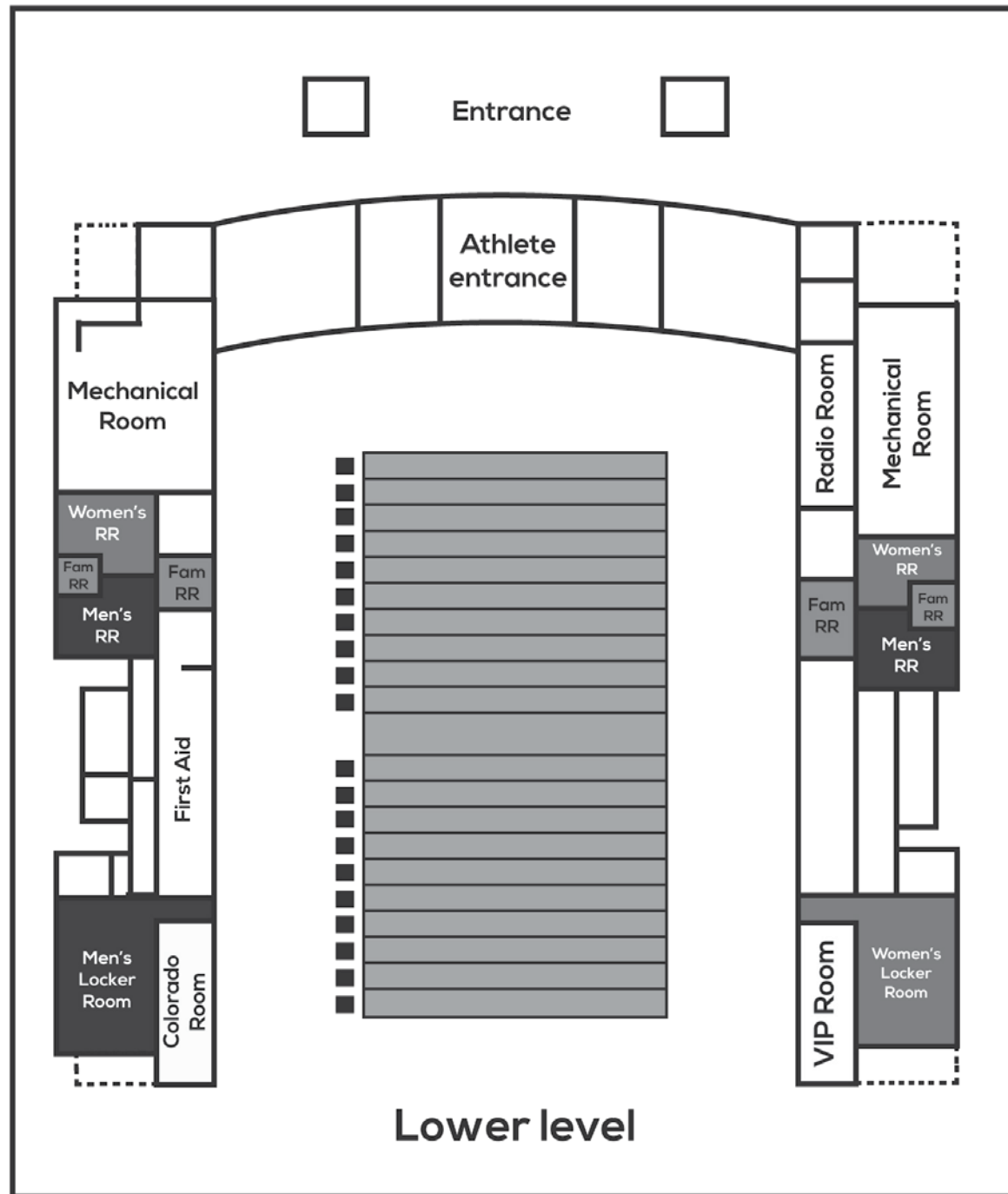


Aquatics Complex





1604 Aquatics Center Swim Center U



atics Complex Upper/Lower Levels

