



April 28-May 1

Time Line

Men's Start Times	Event	Women's Start Times
	Thursday, April 28	
8:00 a.m.	1000 freestyle (deck seeded)	9:45 a.m.
11:40 a.m.	1650 freestyle (deck seeded)	2:10 p.m.
	Finish Time 4:25 p.m.	
	Friday, April 29	
8:00 a.m.	400 IM (deck seeded)	9:00 a.m.
9:55 a.m.	30 minute warm-up in competition pool	9:55 a.m.
10:25 a.m.	50 butterfly	10:55 a.m.
11:15 a.m.	200 backstroke	12:15 p.m.
11:55 a.m.	Ransom Arthur Award Presentation	11:55 a.m.
1:00 p.m.	100 breaststroke	1:35 p.m.
2:10 p.m.	50 freestyle	2:50 p.m.
3:15 p.m.	200 mixed free relay	3:15 p.m.
	Finish Time 3:55 p.m.	
	Saturday, April 30	
	500 freestyle (women) (deck seeded)	8:00 a.m.
10:00 a.m.	30 minute warm-up in competition pool	10:00 a.m.
10:30 a.m.	100 IM	11:15 a.m.
11:45 a.m.	200 butterfly	12:20 p.m.
12:50 p.m.	100 backstroke	1:25 p.m.
1:55 p.m.	50 breaststroke	2:15 p.m.
2:35 p.m.	200 freestyle	3:40 p.m.
4:30 p.m.	200 mixed medley relay	4:30 p.m.
5:15 p.m.	200 freestyle relay	5:35 p.m.
	Finish Time 6:05 p.m.	
	Sunday, May 1	
8:00 a.m.	500 freestyle (men) (deck seeded)	
9:50 a.m.	30 minute warm-up in competition pool	9:50 a.m.
10:20 a.m.	200 medley relay	10:50 a.m.
11:15 a.m.	200 breaststroke	12:05 p.m.
12:45 p.m.	100 butterfly	1:10 p.m.
1:30 p.m.	50 backstroke	1:50 p.m.
2:10 p.m.	200 IM	4:50 p.m.
3:25 p.m.	100 freestyle	4:10 p.m.
	Finish Time 4:40 p.m.	

The time line above is provided as a courtesy to all swimmers. It was created using average historical scratch rates, which vary from year to year. Only use this time line as a guide to determine when events might begin. **It is the responsibility of all entrants to get to the pool well before their events.** The meet will not be held to the above time-line if events progress ahead of schedule.

Welcome

TO

Mesa, Arizona

AND THE

2011 U.S. Masters Swimming Spring National Championship

HOSTED BY

Mesa Aquatics Club Masters



MESA AQUATICS CLUB
M A S T E R S



Inspiring

Southwest Ambulance is a Proud Supporter of the US Masters National Swim Meet.



National Headquarters
708 W. Baseline Road
Mesa, AZ 85210

(602) 267-8991
info@swambulance.com
www.swambulance.com

Follow us via social media to learn more about our award-winning programs.





WELCOME TO MESA, ARIZONA

On behalf of the **City of Mesa, Mesa Public Schools, Mesa Aquatics Masters, and the Mesa Convention and Visitors Bureau**, we would like to welcome you to Mesa, Arizona and the 2011 US Masters Swimming Spring Nationals!

The City of Mesa and Mesa Public Schools have a long tradition of working together for the betterment of our community. This partnership has resulted in the construction and maintenance of some of the best swimming facilities and programs in the country. The Kino Aquatic Center is one of several top notch swimming facilities in Mesa. A similar venue as Kino at Skyline High School, fifteen minutes east, opened on March 28th.

The combination of a top quality Parks and Recreation Aquatics Program, competitive high school swim teams, and USA, US Masters, and Synchronized Swimming Teams make these venues possible. Our community benefits from recreational and competitive use as well as hosting winter training for college swim teams and national events such as the US Masters Nationals.

We hope you enjoy your visit to Mesa and find us to be accommodating hosts willing to assist you with any questions or assistance you may need. We often say, "Our people make the difference" we hope you find that to be true. Enjoy your stay – and swim fast!

Sincerely,

Scott Smith
Mayor
City of Mesa Public Schools

Michael Cowan, EdD.
Superintendent
Mesa Public Schools

Robert Brinton
Director
Mesa Convention and visitors Bureau

Paul Smith
Director
Mesa Aquatics



Discover Mesa...



Fort McDowell Adventures is the premier outdoor activity and event venue in the state and features four unique event venues: the Sonoran Adventure Center, Friday Night Franks (a retail cookout experience), The Yavapai Experience (a cultural heritage tour), and the entertaining Tequila Bus.



Golfland Sunsplash will be open exclusively for all meet participants and their guests on FRIDAY, April 29th from 6:00 - 10:00 PM. This will be a fun opportunity for individuals and especially for families. Cost is \$28 per person and includes food + activities such as golf, laser tag, go-carts, and water slides.



**Open access to YMCA!
Located 1 mile from Kino Aquatic Center
Heated Outdoor Pool
Exercise Equipment
207 North Mesa Drive Mesa, AZ 85201
(480) 969-8166
Must take USMS Card**



The Phoenix National Comedy Theater is offering ticket discounts for all USMS members and their guests. Discount tickets are \$9 per person. Either purchase online or let the box office know you are a swimmer. Code for discount is MSWIM.



...we hope you enjoy your stay!

Mark Your Calendar!

Sports Medicine Presentation

There will be sports medicine presentation Friday, April 29 at 2:00 p.m. in the auditorium at the entrance to the aquatics center. Keynote speaker is Kyle Herrig, MS, ATC, CSCS. Kyle is a Certified Athletic Trainer (ATC) through the National Athletic Trainer's Association Board of Certification and is also licensed as an Athletic Trainer through the Arizona Board of Certification. Kyle also carries the Certified Strength and Conditioning Specialist certification through the National Strength and Conditioning Association. He is also a Certified Triathlon Coach through the USAT and assists individuals with designing safe and effective training plans.

Official Meet Social

The official social event will take place on Saturday, April 29 beginning at 6 pm at Fiesta Lakes Golf Course located next to the Hilton Hotel.

Tickets may be purchased at the merchandise table on deck for \$30 per person. Each ticket includes a full meal and two drink tickets.

Mesa Aquatics Swim Camps

Enjoy your stay in Mesa? Come visit us again soon. Mesa Aquatics hosts numerous meets, camps and other activities throughout the year in beautiful Arizona!

Next scheduled masters camp will be in November of 2011!

For more information or to add your name to the Mesa Aquatics activities mailing list please email Paul Smith at paul.smith.tpa@gmail.com and keep an eye on the Mesa Masters website, mesamasters.com!



**Thank you so much to our
Social Event Partners...**



**...and thank you to Rocky Arredondo who
helped make our social events possible!**

Thank you to all of our 2011 Gold Medal Sponsors!

Richard T Abrahams	Andrew Chadeayne	Christina M Fox	Mark A Johnston	Susan D Parsons	Chris L Stevenson
Richard P Adcock	Candy J Christenson	Mike R Freshley	David E Kays	Hillary Pelletier	Henry D Stewart
Bill Adkison	Shanda M Ciemniecki	Barbara Frid	Laura K Koch Davis	Steven B Peterson	Karin E Stokes
Philip W Albright	David L Clark	Kathryn M Frost	Nancy Kranpitz	Mike W Peyton	Jeffrey R Strahota
Peter D Alexander	Jim Clemmons	Billy Gaines	Nancy Kryka	Amanda Picard	Judy Strauss
Jeff Alexander	Gynt Clifford	Patty A Gaynor	Jeff J Kuykendall	John T Pohlmann	Bill H Sumerfield
Michi Alexander	Ed M Coates	Mikey G Girard	Linda L Larson	Mary M Pohlmann	Jeanna Summers
Peter J Allen	Frank J Cody	Georgia Goggin	Toni M LeClercq	Michael L Power	Peter R Taft
Cynthia B Anderson	Jim Conkey	Felipe Gomez	Adrian Legaspi	Phyllis E Quinn	Frank L Thompson
Jody Anderson	Nancy Conkey	Larry A Good	Kelly A Legaspi	Fernette P Ramnath	Laren A Tiltmann
Marcia Anziano	Adam M Conway	Rainy M Goodale	Joann Leilich	Anders M Rasmussen	Diana F Todd
David C Arlander	Jenny L Cook	Michael R Goodison	Jim LoCascio	Luke Reichle	A Susan Tyler
Donald J Baker	James L Corbeau	Ann R Goodman	Molly L Loehr	Kelly A Richell	Sarah L Tyler
Holden J Bank	Tamara A Coulter	Tracy L Grilli	Charles H Lydecker	Nancy J Ridout	Laura B Val
Peter J Banks	Lois W Courtright	Jack R Groselle	Evie S Lynch	Sandi Rousseau	Julie M Van Cleave
Barbara O Baptista	Heide P Crino	Laura L Groselle	Cynthia L Maltry	Drew Y Sanders	Nicole L Vanderpoel
Todd A Bartee	Lisa A Dahl	Mollie K Grover	Michael T Mann	Collette H Sappey	Thomas C Vandruff
Tom Barton	Susan E Dawson- Cook	Lisa J Groves	Susan E Marens	Daniel J Schaez	Mike J Varozza
John H Bauman	Lawrence J Day	Glenn A Gruber	Jana Matena	Beth Schreiner	Kristin R Volz
Christy Bednar	Nadine K Day	Daniel F Gruender	Jim Matysek	Sheryl L Scott	Susan Von Der Lippe
Alan Bell	Mike J Delaney	Peter M Guadagni	Cary D Mc Gregor	Kelly J Seavall	Gerard Von Hoffmann
William V Blake	Arlene Delmage	David M Guthrie	Ann Y McDermott	William N Segal	Elizabeth A Watkins
Alex Blavatnik	Keith Dennison	Heather Hagadorn	Chris D McGiffin	Jeanne E Seidler	Sue N Watts
Sherri L Bogue	Kirsten L Derr	Richard Hahn	George K Mehok	David A Severance	Linda Webb
Harold O Boscovich	Suzanne L Dills	Karen W Halford	Marguerite Meyer	James F Shaw	Dan Wegner
Kitten Braaten	Philipp A Djang	Nathan Hamilton	Celeste Miller	Bill Sherman	Karin M Wegner
David C Bright	Mindy M Dougherty	Sue Harrington	Alison A Mitchell	Ellen K Shockro	H R Weiner
Becky A Britton	Loren Druz	David Hathaway	Richard S Monahan	Linda R Shoenberger	Sarah Welch
Neil J Brophy	Betsy Durrant	Germaine L Havel	Marty Moran	Kenneth M Shoor	Michael Wermuth
Denise H Brown	Andy Edwards	Robert H Heath	Stephen L Morris	Susan Shore	Diane Wheatley
Patrick W Brundage	Randy M Eickhoff	William Heinemann	Kevin L Mortensen	Tim P Shumate	Neill Williams
Christopher Brunson	Peter A Eisenklam	Martha J Henderson	Patricia B Murphy	Brenda M Siggs	Artie Wolfe
Donna M Buck	Andrew F Ellis	Marty Hendrick	Mike Murray	Shannon R Singer	Jordan B Wolle
H. William Burgess	Beth A Estel	Kate Hibbard	Richard J Neiswonger	Jody L Smith	Marian E Wolle
Richard Burns	Chrystena E Ewen	Jessie J Hickel	Steve N Nelsen	T J Sorenson	Craig A Wood
Ken M Burr	Alice J Fasbender	Marcia M Hill	Kirk Nelson	Catherine Soso	Jeffrey E Wood
Rob Butcher	Barry A Fasbender	Tate Holt	Richard Neville	Wright Stanton	Tom M Woods
Linda S Callaway	Shawn M Feather	Margie Huting	Kent M Nicholas	Allen L Stark	Robert W Wright
Chris Campbell	Peter C Finney	Susan R Ingraham	Elizabeth A Nowak	Carol R Stark	Timothy Young
Brandon J Carter	Floyd M Fisk	Esther Iseppi	Niclas K Ohman	Nancy Steadman	Max Zeller*
Kathrine J Casey	Warren A Foster	Lee Jacobs	Karen M Oliver	Martin Regula	
MJ Caswell		Margit H Jebe	Ahelee Sue M Osborn	E Steiger	



**1730 S. Val Vista Dr
Mesa, AZ 85204**



**857 N. Dobson Rd
Mesa, AZ 85201**



**1955 S. Stapley Dr
Mesa, AZ 85204**

**905 N. Dobson Rd
Mesa, AZ 85201**

Please note: this list is accurate as of the meet program production deadline.
Our deepest apologies to anyone who may have been accidentally left off of this list— and thank you for your support!



...would like to thank our corporate partners and sponsors.
Visit usms.org for links, special offers and promotions.

PARTNERS



AFFINITY PARTNERS



MEDIA PARTNERS



Exclusive Information and Content

- Subscription to the members-only SWIMMER magazine
- Monthly member e-newsletter *STREAMLINES*
- Monthly coach's e-newsletter *STREAMLINES for Coaches*
- Create your own blog and share your photo album with the swimming community on usms.org
- Create a personal usms.org email address
- Track your fitness activities via online fitness logs
- Rent instructional videos from USMS video library

Fitness / Participation Programs

- Opportunity to participate in the popular One-Hour Swim, 3000-yard swim, 6,000-yard swim, 5K swim & 10K swim
- Opportunity to participate in fitness programs such as NikeSwim *Go the Distance* and *Check-off Challenge*
- Opportunity to attend USMS weekend development programs such as *SwimFest*

Competition Programs

- Opportunity to compete in USMS pool & open water events and USMS spring & summer pool national championships

Recognition and Awards

- Tracking and archiving your event results on usms.org
- Recognition and awards for Top 10 and All-American status

Volunteer Opportunities

- Opportunity to lead within your LMSC and USMS



Coaching

- Exclusive online access to workouts by USMS coaches
- Access to coached workout programs in your area
- Access to coached workouts nationwide when traveling
- Opportunity to receive program development support, including visits from USMS Club & Coach Services

Insurance

- Coverage while participating in USMS insured activities:
 - \$25,000 of excess accident insurance for medical & dental
 - \$5,000 of accidental death insurance
 - Up to \$650 of temporary disability insurance
 - Liability insurance for USMS practices, meets & approved activities

Grants

- Access to available grants for your local club development through the USMS Endowment Fund

Sponsors Discounts

- Exclusive sponsor discounts and rewards

Full details online at usms.org

Contents

Time Line	<i>ii</i>
Our Heartfelt Thanks	<i>1</i>
Meet Information	<i>3</i>
National Championship Relay Procedures	<i>7</i>
2011 Ransom J. Arthur Award	<i>9</i>
Team Roster — Local Clubs	<i>11</i>
Team Roster — Regional Clubs	<i>15</i>
Athlete Roster (by Team)	<i>17</i>
Day 1 — Thursday, April 28	<i>29</i>
Day 2 — Friday, April 29	<i>33</i>
Day 3 — Saturday, April 30	<i>53</i>
Day 4 — Sunday, May 1	<i>75</i>
SWIMMER Magazine Preview	<i>95</i>
National Records	<i>100</i>
Facility Map	<i>107</i>

Discover the FRESH FLAVORS of Outback!

With 15 meals under
\$15 starting at
only \$9.99!



North Mesa
1860 E. McKellips Road
480-615-7667

OUTBACK.COM

It's **ALWAYS**
FRESH in the

OUTBACK
STEAKHOUSE®

Our Heartfelt Thanks

Thank


On behalf of Mesa Aquatics I would like to give my deepest thanks to all those who made this weekend possible. Mesa is blessed to have so many civic-minded companies, organizations and individuals who have continuously gone above and beyond the call of duty to bring this event to reality. To see the generosity and hard work of so many throughout the planning of this meet has been a truly humbling experience and it is with excitement and pleasure that I welcome you to the 2011 U.S. Masters Spring National Championship! Good luck and enjoy!

*Erin Shields,
Meet Director*

You...

I want to thank each and every official who is volunteering his or her time both at this meet and previous meets. Encompassing nine LSCs and all levels of officiating, they bring to you experience, tall tales and many years of either swimming and/or watching swimming. We are excited to be here and I personally am looking forward to having a fun, sunny and memorable meet with each of you.

*Pat Baker,
Meet Referee
Lake Erie LSC*



FUELED BY WILL, TALENT
AND RIDICULOUS AMOUNTS
OF TRAINING

MEGAN JENDRICK
OLYMPIC GOLD MEALIST

TRACER
TYR[®]



Meet Information

Seeding

All events have been pre-seeded except for the 500 Free, 1000 Free, 1650 Free and 400 IM. Men's heats will precede women's heats for each event. The 1000 Free, 1650 Free and 400 IM will be seeded slowest to fastest by entry time, regardless of age. All other events are seeded by age group, with the oldest age groups first, slowest to fastest within each age group.

Check-In for 500 Free, 1000 Free, 1650 Free and 400 IM

Positive check-in is required for the 500 Free, 1000 Free, 1650 Free and 400 IM. Check-in can be done in person at the pool or online. Coaches or teammates may check in for those swimmers whose travel plans do not permit check-in by the deadlines. Check-in online at usms.org/comp/scnats11/heats/checkin.php. Failure to check in will result in the swimmer being scratched from the event.

Check-in Times

For each of the following events, online check-in (at usms.org) opens Tuesday at 7:00 a.m. (MST) and closes at the same time as on-site deadlines. On-site check-in for all events will open Wednesday at 3:00 p.m. (MST) and will close according to the following schedule:

Thurs., April 28	1000 freestyle	7:00 a.m.
	1650 freestyle	9:00 a.m.
Fri., April 29	400 IM	7:00 a.m.
Sat., April 30	500 freestyle (women's)	
Sun., May 1	500 freestyle (men's)	

Relay Information

Swimmers may enter relays until 4:00 p.m. on the day before the relay is scheduled. Each competitor is allowed to swim only one freestyle relay, one medley relay, one mixed freestyle relay and one mixed medley relay. The entry fee for each relay is \$12 (cash or check only). Relay entries are submitted at the relay desk in the registration area. Each of the four members of the relay team must be registered with the same Masters club. The relay entry fee is in addition to individual events. Relay entry forms are available in the registration area.

Relay Submission Deadlines

Thurs., April 28	200 mixed freestyle relay	4:00 p.m.
Fri., April 29	200 mixed medley relay 200 freestyle relay (men's and women's)	
Sat., April 30	200 medley relay (men's and women's)	

FUEL RIGHT, FEEL GREAT!®

Whether you're a marathon swimmer or a 50-yard sprinter, Hammer Nutrition has the products that you need to perform at your best. Give your body the clean, healthy fuel it craves and experience **long-lasting energy, increased endurance, reduced fatigue, and better recovery** guaranteed!



Try any of our superior fuels today and find out for yourself what it means to 'Fuel Right and Feel Great!®'



ORDER TODAY!

1.800.336.1977

www.hammernutrition.com

Warm-up Times

The competition pool will be open for warm-up on Wednesday, April 27, from 3:00 p.m. to 7:00 p.m. On competition days, the competition pool will be open from 6:00 a.m. until 7:50 a.m. and the warm-up pools will be available from 7:50 a.m. until the conclusion of the final event. The competition pool will be open for at least 30 minutes following the last event each day and until at least 7:00 p.m. on Thursday, April 28.

Warm-up Procedures

Swimmers must enter the pool feet first in a cautious and controlled manner. No diving or backstroke starts will be allowed except in designated sprint lanes. No diving or backstroke starts will be allowed in the warm-up pool. Two lanes will be designated as one-way sprint lanes during the pre-meet warm-up session in the competition pool only. No sprint lanes will be designated in the warm-up pool. Any swimmer who acts in an unsportsmanlike or unsafe manner within the swimming venue, may be considered for appropriate action or penalty by the referee (rule 102.15.3). Pull-buoys, kick boards, fins and hand paddles are not allowed in the competition pool or the warm-up pool.

Split Notification

Split request for Records or Top 10 are only required for an initial distance of an individual backstroke event. The swimmer is responsible for picking up the split notification form from the admin referee, filling it out and returning it to the admin referee. A split request for initial distances of all other individual events (excluding backstroke) and for all relay leadoff splits will be submitted on behalf of all swimmers and you do not need to submit split requests for those events.

Awards

Medals will be given for 1st through 10th places in each age group for each event. A U.S. Masters Swimming championship patch will be given to each individual and relay team member for the first event won. Swimmers winning more than one event may purchase additional patches. Unclaimed awards will not be mailed.

Club Scoring

Championship banners will be presented to the top 10 clubs in the regional and local club divisions. These will be presented at the conclusion of the meet on Sunday, May 1.

Online Coverage

Follow the event online at usms.org and on our Facebook page, where we will post photos and daily video recaps and stories.

Kast-a-way

SWIMWEAR

www.kastawayswimwear.com

Toll Free: (800) 543-2763

PROUD OFFICIAL LICENSEE OF



ORDER ONLINE AT
KASTAWAYSWIMWEAR.COM

- CUSTOM TEAM APPAREL
- SPIRITWEAR
- PROMOTIONAL PRODUCTS
- LIFEGUARD EQUIPMENT
- TRAINING AIDS
- AWARDS
- SWIMSUITS
- FUNDRAISING

MALE COACHES JACKET

7200019 Sizes S-XXL

Cotton / Nylon // Water Resistant /
Quilted inside of jacket

Black 001	Navy 041
--------------	-------------



SALE!
\$25
FREE SHIPPING
on orders over \$75.

**Add United States Masters
Swimming logo for \$8!**

ALPHARETTA, GA | ATLANTA, GA | CHAMBLEE, GA | LAWRENCEVILLE, GA
INDIANAPOLIS, IN | CINCINNATI, OH | COLUMBUS, OH | RALEIGH, NC

National Championship Relay Procedures

Day Prior to Each Relay

By 4:00 p.m., relay entry forms for all relays on the next day must be turned in to the relay desk. No changes in age group or seed time may be made after this time.

Day of the Relay

At 9:00 a.m. relay cards for that day's relay(s) may be picked up at the relay desk. Relay heat sheets will be posted.

General Relay Information:

- ◆ Relays may be entered until 4:00 p.m. on the day before the relay is to be swum. All relays cost \$12. Payment is required at the time of entry. Refunds will not be given for duplications and scratches, so it is recommended that only team representatives handle relay entries.
- ◆ All relay members must have entered the meet and paid the individual or relay surcharge by the individual meet entry deadline (received by March 24, 2011).
- ◆ Prior to the 4:00 p.m. relay entry deadline, swimmers may fill out a relay information sheet with the relay swimmers' names, ages, and #1 swimmer indicated. If this information is provided prior to that relay's entry deadline, the information will be printed on the relay card prior to pick up by the swimmer at 9:00 a.m. on the day of the relay.
- ◆ Substitution of swimmers is allowed until the relay swim starts. You must enter any changes on the relay card prior to giving the card to the timer, just before the relay is swum. No changes in age group or seed time are allowed. Any change of swimmers must keep the relay team in the same age group or the relay will be disqualified.
- ◆ Relay heat sheets will be posted and relay cards must be picked up at the relay desk after 9:00 a.m. on the day of the relay. Prior to the swimming of the relay, the card must contain the following information:
 1. Name of each swimmer competing in the relay
 2. Age of each swimmer
 3. Indication of the leadoff swimmer with a #1 by his/her name

PLEASE NOTE:

Relay cards will not be checked for mistakes and omissions made by team representatives. Disqualifications resulting from mistakes and omissions shall not be reconsidered. Accuracy and completeness are the responsibility of the coaches and/or swimmers submitting the relay cards.

TRI SWIM®

Aqua Therapy Chlorine Out Hair & Body

POST SWIM...

For Free Samples :: www.tri-swim.com

TRISLIDE

Anti-Chafe Spray Skin Lube

FOGGLE

Anti-Fog Cleaning Towelettes



U.S. MASTERS
SWIMMING

1 TESTED & APPROVED

SBR

2011 Ransom J. Arthur Award

The Ransom J. Arthur Award is USMS's most prestigious award. According to the USMS Rule Book: "This award is given in honor of Captain Ransom J. Arthur, M.D., who by his sacrifice, perseverance, and dedication to improving the health of adults through swimming, established the Masters Swimming program in the United States." The award is bestowed annually upon a person who, in the opinion of his or her peers among the membership, has made significant contributions to the goals and objectives of Masters Swimming.

The person receiving the award is a volunteer whose contributions at the national, regional, and local levels have been outstanding. He or she may also be an outstanding swimmer, but recognition is specifically given for projects, assignments, or accomplishments that benefit and enhance USMS programs as a whole. LMSCs, the Board of Directors of USMS, committee personnel, and individual swimmers are encouraged to submit nominations annually.

The recipient of the 2011 award will be announced on Friday during this Championship, and will be again honored at the USAS Awards Banquet in Jacksonville, Fla. on September 17, 2011.

The following goals and objectives, which are in keeping with the mission statement of USMS, are used as guidelines for nominations:

- ◆ To encourage and promote improved physical fitness and health in adults.
- ◆ To offer adults the opportunity to participate in a lifelong fitness and/or competitive swimming program.
- ◆ To encourage organizations and communities to establish and sponsor Masters swimming programs.
- ◆ To enhance fellowship and camaraderie among Masters swimmers.
- ◆ To stimulate research in the sociology, psychology, and physiology of Masters swimming.


Don't miss the presentation on Friday, after the men's 200 backstroke

Velocity

The Hydrospeed™ Velo is crafted with super low viscosity panels 7% faster than leading competitors

Jason Lezak competes in the Hydrospeed™ Velo

Fina 2011 APPROVED



Watch a video of Lezak's Olympic gold medal moment now!

Get the free Microsoft Tag Reader App for your phone at <http://gettag.mobi>

FINIS®
FINISinc.com

Team Roster — Local Clubs

Academia Gustavo Borges	GB	Flagstaff Snow Shark Masters	FSSM
Academy Bullets Masters	ABM	Florida Maverick Masters	FMM
Adirondack Masters	ADMS	Fort Lauderdale Aquatics	FLAQ
Alamo Area Aquatic Association	AAAA	Fort Worth Area Swim Team	FAST
Alexandria Masters Swimming	ALEX	Friends' Central Aquatics	FCA
Almaden Swim & Racquet Club	ALMA	Fullerton Fast Masters Team	FMT
Anne Arundel Amphibians	AAA	Garden State Masters	GSM
Aquastorm Swim Team	AQST	Gator Swim Club	GSC
Aquatic Masters Team	AMT	Germantown Maryland Masters	GERM
Aquatics of Georgetown Masters	AGM	Gold Coast Masters	GOLD
Arkansas Masters	ARKM	Grand Strand Masters Swimming	GSMS
Asphalt Green Masters	AGUA	Great Bay Masters Swimming, In	GBM
Atlanta Water Jocks	AWJ	Greater Indiana	GRIN
Badger Masters	BDGR	Heart of Texas Aquatic Masters	HEAT
Bear River Swimming	BRS	Hilliard YMCA Hurricanes	HURY
Berkeley (CA) Aquatic Masters	BAM	Hopkins Masters Swimming	HOPK
Berkeley (NJ) Aquatic Masters	BERK	Irving Masters Swim Club	IMSC
Birmingham Swim League	BSLM	Jersey Area Multisport	JAM
Blu Frog Team	BLU	KnightCrawlers	KNIG
Bowling Green Swim Club Master	BGSC	La Jolla Swim Masters	LJSM
Calgary Masters Swim Club	CMSC	Ladera Oaks Masters	LOM
Carson Valley Masters	CVM	Las Vegas Masters	LVM
Cheyenne Mountain Aquatics	CMM	Libertyville Masters	LIB
City Of Midland Aquatics	COM	Lompoc's Other Swim Team	LOST
Clovis Swim Club Masters	CLOV	Long Beach Grunions	LBG
Colonials 1776	1776	Longhorn Aquatics	TXLA
Columbia Masters Swim Team	COLU	Los Angeles Peninsula Swimmers	LAPS
Columbus Sharks Masters	CSMT	Low Country Masters	LCM
Conejo Valley Multisport Maste	CVMM	Machine Aquatics	MACH
Connecticut Masters	CONN	Manatee Aquatic Masters	MAM
Curl Burke Masters Swimming	CUBU	Marin Pirates Masters	MPM
Cy-Fair Swim Club	CFSC	Maryland Masters	MARY
Dakota Masters	DKTA	Masters of South Texas	MOST
Dallas Aquatic Masters	DAMM	Masters of Yucaipa Swim Team	MYST
Danville Y Silver Dolphins	DANY	Mavericks Masters Swimming	MMSW
Davis Aquatic Masters	DAM	Memorial Athletic Club Aquatics	MACA
Daytona Beach Masters Swimming	DBMS	Menlo Masters AKA Team Sheeper	MELO
DC Masters	DCM	Merced Skimmers Masters Aquatics	MSMA
Decathlon Club	DEC	Metro Masters Swim Club	METR
District Of Columbia Aquatics	DCAC	Middle Tennessee U Masters Swim Club	MTMS
Doc IU Masters Swimming	DOC	Minnesota Masters Swim Club	MINN
Duneland Masters	DLMA	Mission Viejo Masters	MVN
Elgin Blue Wave Swim Team	ELG	Modesto Area Aquatic Club	MAAC
Etex Masters Swim Team	ETEX	Mountain View Masters	MVM
Fig Garden Swim Team	FGST	MOVY Masters	MOVY
First Colony Masters Swimming	FCST	Mt Greenwood Masters Swim Team	MGM



EXCLUSIVE GRAB BAG SUIT SALE!

SAVE 30% OR MORE on brand name grab bag suits for him and her when you order before July 1st, 2011. Order online at www.kiefer.com or call **1-800-323-4071**. Use source code A11D.

 **Kiefer**

Naperville Waves Swim Club	NWSC	Snow Masters Swimming	SNOW
National Capital YMCA	NCYM	Sonora	SONO
New Albany Aquatics Club	NAM	South Coast Aquatics	SCA
Nitro Swimming	NITR	South West Aquatic Masters	SWM
Noblesville Adult Swim Team	NAST	Southern California Aquatic Masters	SCAQ
Nort'landers Swim Club	NORT	Southwest Washington Masters Swimming	SWMS
North Baltimore Aquatic Club Masters	NBAC	Space Coast Masters	SPCO
North Bay Aquatics	NBA	Spokane Waves Aquatic Masters	SWAT
North County Swim Masters	NCSM	St Cloud Area Family YMCA	SCYM
Novaquatics Masters	NOVA	St Pete Masters	SPM
O*H*I*O Masters Swim Club	O*H*	St. Louis Area Masters	SLAM
Oahu Club Masters Team	OCMT	Stanford Masters Swimming	STAN
Ojai Masters	OJAI	Stingrays Masters Swimming	RAY
Omaha Masters Swim Club	OMAH	Strawberry Canyon Aquatic Mast	SCAM
Orinda Aquatic Masters	OAM	Swift Swimming	SWIF
Palmetto Masters	PALM	Swim Las Vegas	SLV
Patriot Masters Swim Team	GMUP	Swim Neptune	NEP
Phoenix Swim Club	PHX	T2 Naples Masters	T2NM
Plano Wetcats	PCAT	Tamalpais Aquatic Masters	TAM
Prattville Prehistoric Sea Lions	PPSL	Terrapin Masters	TERR
Quest Masters Swim Team	QMST	The Olympic Club	TOC
Red River Channel Cats	RRCC	Tri Valley Masters	TVM
Red Tide	REDT	Trillium Y Masters Swimming	TYMS
Reston Masters Swim Team	RMST	Tulsa Masters Swim Club	TULS
Rice Aquatic Masters	RICE	Tuolumne County Aquatic Masters	TCAM
Rinconada Masters	RINC	UCLA Bruin Masters	UCLA
Rio Grande Swim Club	RGSC	Unattached	UNAT
Rocklin Aquatics Masters	RAMS	University of Oregon Swim Club	DUCK
Rolling Hills Mud Sharks	RHMS	University of San Francisco Masters	USF
Rose Bowl Masters	ROSE	University of Saskatchewan Masters	USMS
Sacramento Masters	SAC	Vacaville Swim Club	VACA
Salinas Valley Aquatics Masters	SVAM	Valley of the Sun YMCA	VOSY
San Diego Swim Masters	SDSM	Ventura County Masters	VCM
San Francisco Tsunami Masters	TSUN	Victoria Silver Streaks	VCSS
San Jose Indoor Club	SJIN	Virginia Masters Swim Team	VMST
San Mateo Masters	SMMM	Walnut Creek Masters	WCM
Santa Barbara Masters	SBM	Warrenton Masters Swim Team	WAVA
Santa Clarita Masters Club	SCMC	West Austin Athletic Club	WFLY
Santa Cruz Masters Aquatics	CRUZ	West Hollywood Aquatics	WH2O
Santa Maria Swim Club	SMSC	West Side Swim Club	WSSC
Santa Rosa Masters	SRM	Westchester Masters	WM
Sarasota YMCA Sharks Masters	SYSM	Westloop Athletic Club Masters	WLAC
Sawtooth Masters	SAWS	Wildcat Alumni Masters	WAMS
Schwimmverein Beider Basel	SVB	Woodlands Masters Swim Team	WMST
Sierra Nevada Masters	SNM	YMCA Indy SwimFit	ISF
Skyline Masters Swim Club	SLN	Yuba City Masters Swimming	YCMS

2011 SHORT COURSE NATIONALS

BLUESEVENTY EVENT SPECIAL

**FREE WARM UPS
WITH EVERY NEROTX RACE SUIT PURCHASED.**

AVAILABLE ONLY FROM THE BLUESEVENTY BOOTH AT THE EVENT,
COME BY SAY HI AND CHECK OUT THE REST OF OUR LINE.



blueseventy.

www.blueseventy.com

THE WORLD IS SWIMMING FASTER IN BLUESEVENTY.



Team Roster — Regional Clubs

Alaska Masters Swim Club	AKMS	New England Masters Swim Club	NEM
Arizona Masters Swim Club	ARIZ	New Mexico Masters	NMMS
Colorado Masters Swimming	CMS	Niagara District Masters	NIAG
Florida Aquatic Combined Team	FACT	North Carolina Masters Swimming	NCMS
Georgia Masters	GAJA	Oregon Masters	OREG
Hawaii Masters	HIMA	Pacific Northwest Aquatics	PNA
Hydropower Masters Swim Club	HMS	Southern Masters Swimmers	SMS
Illinois Masters	IM	Southwest Ohio Masters	SWOM
Iowa Masters	IAMA	Swim Kentucky Masters	SKY
Michigan Masters	MICH	Swim Utah	UTAH
Montana Masters	MM	Wisconsin Masters Aquatic Club	WMAC



ALL AMERICAN
SWIM SUPPLY

allamericanswim.com

Come by the All American and Nike Swim booth to check out our great deals on Nike Swim products and U.S. Masters Apparel!

Apparel with U.S. Masters Logo:

Short Sleeve T-Shirt (1 for \$14 / 2 for \$20)

Long Sleeve T-Shirt (1 for \$16 / 2 for \$28)

Hooded Sweatshirt (1 for \$25 / 2 for \$45)

Nike Polo with Embroidered Logo:

Male (\$36)

Female (\$40)

Towels (over 10 colors to choose from):

Cotton Towel with Masters Logo Embroidered (\$25)

Tube Towels with Masters Logo Embroidered (\$35)

Nike Backpack and Duffel Bag Combo

Both with U.S. Masters Logo (GREAT VALUE @ \$89.99!!!)

Athlete Roster (by Team)

Name	Age	Name	Age	Name	Age	Name	Age
Academia Gustavo Borges		Fancher, Katie M	W28	Dickson, Kurt F	M43	Jones, Bob L	M68
Gomes, Leonardo R	M36	Feather, Shawn M	W50	DiGiacomo, Mark N	M29	Jurek, Susan M	W48
Total: 1		Total: 2		Ditolla, Robert J	M56	Kane, Marshall	M61
Academy Bullets Masters		Arizona Masters Swim Club Inc		Dixon, Felissa D	W28	Kelley, Art	M85
Astra, Suzanne	W45	Adamavich, Doug P	M42	Duane, Debbie	W56	Ketterer, Sue	W56
Broad, Matthew R	M51	Ahlemeyer, Rayann L	W42	Duncan, Dave	M59	Kilian, Caroline A	W30
Colburn, Christopher M	M39	Altman, Christie	W61	Earp, Wyatt	M65	Kishi, Glen Y	M52
Hitchcock, Robert T	M44	Anderson, Travis W	M23	Eddy, Christina A	W29	Klein, Fred W	M95
Total: 4		Antonio, Alex A	M56	Eisenklam, Peter A	M68	Kramer-Howe, Richard	M69
Adirondack Masters		Apodaca, Joyce R	W67	Eissing, Frank E	M71	Krieger, Matthew C	M29
Braniecki, Ashley L	W25	Arriola, Jonathan S	M20	Everett, Douglas D	M47	Krongaard, Jeffrey S	M56
Carvotta, Tom	M56	Arriola, Susan W	W52	Farnsworth, David J	M53	Krucker, Kathy A	W62
Fletcher, Kevin A	M40	Ashbeck, Jeff	M36	Foster, Susan B	W49	Laney, Maxwell B	M23
Heaphy, Alison G	W44	Atkin, Nichole D	W24	Fridly, Diana	W39	Lee-Hosfeld, Jaimie L	W35
Jock, Jessica L	W32	Bailey, Hop	M63	Fritz, Jack R	M78	Leibbrand, Daniel J	M39
Laughlin, Terry	M60	Bailey, Monica M	W50	Fritz, Jill D	W70	Lerew, Teri L	W45
Quinn, Patrick J	M80	Balding, Dolores F	W68	Fuller, Vern	M63	Linnihan, Beverly L	W73
Wall, Dan	M55	Baldwin, Hank	M27	Gardner, Deborah S	W51	Listug, Mary L	W79
Total: 8		Bardsley, David S	M51	Gardner, Rochelle A	W25	Lynch, Evie S	W58
Alamo Area Aquatic Association		Becker, John C	M47	Gillies, Judy L	W63	Mains, Sonja	W21
Bove, Kevin M	M54	Bezdek, Summer	W26	Girard, Mikey G	W57	Major, Becki P	W47
Total: 1		Bisbee, Leland S	M64	Glaeseman, David	M31	Mare, Jeannette L	W44
Alaska Masters Swim Club		Blum, Kurt	M41	Gleason, Katherine K	W37	Marion, Royce K	W53
Abbott, Rick E	M56	Bodine, Chuck D	M48	Goldstein, Simon	M73	Mc Donald, Dale L	M42
Carter, Ruth A	W52	Bodmer, Thomas C	M57	Gray, Patty M	W59	McEwen, Kathryn A	W38
Dixon, Matthew N	M48	Bolar, Sally A	W71	Gruender, Daniel F	M81	Medved, Emily M	W23
Holman, Larry G	M63	Bourne, Sean T	M21	Gruender, Edie B	W82	Melnick, Jesse	M38
Steck, Stanley A	M56	Brundage, Patrick W	M44	Gruender, Mitzi E	W55	Menard, Joanne	W63
Total: 5		Bunch, Brigid J	W47	Haartz, F H Ted	M83	Mickelson, Kurt S	M56
Alexandria Masters Swimming		Busche, Kelly C	W26	Haddock, Rand	M63	Milak, Emily A	W28
Burnett, Andrew B	M28	Butler, Terese A	W53	Hadley, Edward J	M38	Miller, Bob K	M81
Total: 1		Cahoon, Bradley S	M55	Hadley, Eric M	M27	Mitchel, Sandy	W51
Almaden Swim & Racquet Club		Caldas, Hannah	W33	Hafner, Paul A	M50	Modjeska, Mark E	M58
Bronson, Meredith C	W29	Campbell, Brian	M36	Hagen, Dean	M48	Monroe, Thomas A	M70
Hunt, Allison	W47	Case, Malinda J	W69	Harden, Gaile	W71	Montgomery, William D	M44
Total: 2		Case, Mary Ann	W71	Harrigan, Kelly M	W26	Moxley, Shannon L	W35
Anne Arundel Amphibians		Ciemniecki, Shanda M	W23	Hasler, Kirk	M25	Mullaney, Amy B	W50
Perkins, Martin	M48	Cobb, Kathleen M	W26	Hemelstrand, Julie A	W26	Nehrebecki, Helene	W31
Wendkos, David	M39	Collins, Theodore	M47	Hickcox, Tom	M58	Nelson, Kathryn B	W44
Total: 2		Cook, Kristina B	W40	Hickman, Mark D	M45	Nenon, Philip M	M51
Aquastorm Swim Team		Cooley, Shelly	W33	Hildinger, Shannon	W26	Newport, Roderick B	M60
Swanberg, Mike	M49	Cooperrider, Beth C	W43	Hill, Laurel S	W42	Nicholas, Kent M	M44
Total: 1		Cotton, Dan	M48	Hinks, Otto	M32	Oggel, Amy E	W41
Aquatic Masters Team		Coussa, Aleigh R	W23	Hobbes, Calvin	M50	O'Leary, Bill	M46
Iseppi, Esther	W52	Cummings, Kenneth C	M32	Ieronimo, Tom J	M22	Parsons, Susan D	W48
Zeller, Max	M72	Curtisi, Nathan A	M22	Inboden, Jen	W31	Perry, Don R	M58
Total: 2		Dawson-Cook, Susan E	W48	Jacobs, David B	M71	Perry, Vel H	W77
Aquatics of Georgetown Masters		De Biase, Terry A	M46	Jaegers, Al	M48	Peter, Harold E	M76
		DeBerry, Tyler	M27	James, Katy	W55	Piecuch, John T	M55
		DeLozier, Anna R	W47	Johnson, Allison M	W25	Pierce, Ted G	M68
		DeLozier, Rachel C	W19	Johnson, Sarah J	W41	Pitney, Nancy J	W33

Name	Age	Name	Age	Name	Age	Name	Age
Arizona Masters Swim Club Inc		Worth, Al	M75	Switzer, Keith M	M48	Boileau, Michael G	M49
Pranke, Bridget A	W27	Wygala-Springer, Dianne L	W45	Unger, Michael S	M46	Boileau, Ute C	W48
Reinhardt, Jennifer M	W46	Zajdzinski, Margaret M	W39	Weiss, Scot H	M46	Broncucia, Stacy L	W42
Renno, Kathy	W58	Zito, Loree	W33	Total: 8		Bryan, Todd A	M60
Richardson, Rob K	M50	Total: 203		Bowling Green Swim Club Master		Buchanan, Peggy	W78
Richardson, Terry	M50	Arkansas Masters		Crook, Michelle	W37	Burson, William W	M66
Rippentrop, Sara J	W53	Martin, Doug	M57	Leventhal, Laura M	W54	Clapp, Christine J	W44
Robinson, Rick A	M48	Ragland, John C	M23	Wohl, Daniel P	M26	Colby, Curt	M61
Rogers, Chris S	M18	Strauss, Trip	M53	Total: 3		Cotton, Patricia A	W75
Rollins, Dave E	M26	Total: 3		Calgary Masters Swim Club		Cox, Michael J	M33
Roth, Barry	M56	Asphalt Green Masters		Wortley, Michelle L	W35	Crino, Heide P	W44
Schmidt, Jonelle	W60	Cort, Hayley E	W49	Total: 1		Crouch, Kim	W49
Schmock, Gretchen K	W68	Crassier, Cecile	W41	Carson Valley Masters		DeHaven, Kathleen	W39
Shake, Scott D	M53	Ehlers, Shawn A	W54	Cannon, Richard P	M54	Derr, Kirsten L	W46
Smith, Gordon R	M25	Hill, Marcia M	W66	Total: 1		Diaz-Arias, Lucas A	M20
Smith, Laura K	W45	Kondratev, Juri P	M32	Cheyenne Mountain Aquatics		Dodge, David R	M64
Smith, Paul L	M51	McGowan, Sean M	M30	Rhue, Lynn M	W59	Felicissimo, Dawn	W47
Smyth, Wesley	M20	Merritt, Erin M	W27	Total: 1		Fosha, Gretta E	W28
Springer, Douglas A	M64	Richardson, Elyse E	W26	City Of Midland Aquatics		Foster, Jared	M35
St. Sauveur, Katelyn	W22	Shechter, Stanley J	M78	Faller, Anthony W	M52	Framke, Erin C	W37
Stapley, John G	M60	Staubitz, Nadia M	W26	Irvin, Ruth A	W36	Fuller, Lacy K	W31
Stigers, Penny O	W64	Theofilidis, Georgios	M39	Lysinger, Chris S	M54	Gallegos, David J	M44
Stites, Jim S	M53	Willeboordse, Fall	W45	Marshall, William S	M47	Garnier, Kathy L	W50
Stokes, Ryan A	M34	Wojno, Nicole J	W31	Mellen, Jackie	W29	Gonzales, Mike S	M44
Strickland, Lacey	W41	Total: 13		Total: 5		Good, Tricia	W39
Swick, John T	M27	Atlanta Water Jocks		Clovis Swim Club Masters		Goodwin, Lance	M70
Swingle, Kristen L	W34	Yoshimura, Stephanie	W24	Paul, Gordon M	M58	Goodwin, Rob	M46
Szigeti, Florencia	W29	Total: 1		Wiggins, Kelly M	W42	Grazier, David E	M40
Taylor, Carol	W81	Badger Masters		Total: 2		Hagadorn, Heather	W46
Taylor, Tim A	M49	De Los Santos, Carlos R	M33	Colonials 1776		Heath, Steve	M46
Teichman, Marc	M33	Total: 1		Hood, Patricia B	W55	Hoyt, Brian K	M44
Tewksbury, Glenn A	M77	Bear River Swimming		Hug, Laurie	W46	Hughes, Cindy S	W50
Thompson, Emily P	W26	Dodd, Dina	W47	Reilly, Jeff M	M49	Hughes, John S	M57
Tomizuka, Frank M	M51	Total: 1		Robinson, Michael T	M31	Johnston, Mark A	M50
Turpin, Kelly	W25	Berkeley (Ca) Aquatic Masters		Stambaugh, Stephen E	M56	Kaplan, Betty C	W56
Urbatchka, Lindsey E	W27	Leconte, Barbara A	W64	Vukmanic, Jill A	W27	Kelly, Patrick T	M44
Valle, Marc A	M37	Total: 1		Watts, Sue N	W56	Kline, Richard L	M48
Van Slyke, Donald A	M28	Berkeley (Nj) Aquatic Masters		Wolff, Melinda S	W58	Ko, Scott Y	M28
Vargas, Daniel	M50	McGiffin, Chris D	M45	Total: 8		Kremer, James N	M65
Vargas, Enrique	M49	Total: 1		Colorado Masters Swimming		Laney, Judith B	W58
Wainwright, Joel M	M37	Birmingham Swim League		Abrahams, Richard T	M66	Lee, Jodi L	W33
Wallace, Wiley K	M28	White, James H	M40	Anderson, Cynthia B	W54	Lieb, Bob A	M70
Wallach, Ted A	M32	Total: 1		Anderson, Jody	W81	Lipson, Christy E	W41
Wares, Michael R	M53	Blu Frog Team		Anderson, Kirk H	M51	Mann, Jonathan E	M50
Warman, Whitney M	W27	Bank, Holden J	M51	Anziano, Marcia	W66	Mann, Michael T	M56
Wasowicz, Jeff D	M47	Bohlken, Ross P	M56	Barringer, Rob	M45	Marsh, Russell L	M55
Welch, Kimberly J	W33	Gaines, Ambrose	M52	Barrow, Jennifer	W42	McCulloch, Andrew S	M45
Welton, John C	M64	Lydecker, Charles H	M47	Bergstedt, Brent M	M30	McDanal, Steven K	M67
Wills, Ronald C	M50	Middleton, Marc D	M59	Bohlmann, Lisa A	W45	Melanson, Edward L	M48
Winston, Jamina C	W27					Najjar, Ellie S	W49
Worden, Michelle B	W33					Nelson, Judy A	W50

Name	Age	Name	Age	Name	Age	Name	Age
Colorado Masters Swimming		Candido, Rafael M	M28	David, Nicole	W43	Total: 5	
Nelson, Kurt D	M51	Fisher, Dennis E	M51	Evans, Mark E	M53	Flagstaff Snow Shark Masters	
Nolte, Christopher C	M54	Fisher, Zachary A	M25	Hoftzyer, Ernie	M41	Kelty, John W	M42
Nolte, Susan D	W50	McLeod, Mark A	M51	Willis, Nick	M33	Total: 1	
Oakley, Anne S	W65	Miller, Joshua S	M25	Total: 5		Florida Aquatic Combined Team	
Oakley, Stephen	M65	Total: 5		Daytona Beach Masters Swimming		Henderson, Martha J	W74
Oerman, Voni M	W50	Conejo Valley Multisport Maste		Chance, Danielle R	W29	Trevison, Ellie	W68
O'Keefe, John P	M49	Cleavenger, Becky	W47	Gabriel, Noah	M46	Trevison, Rick	M68
Page, George W	M65	Flacco, Nicole M	W24	Livingston, Terry	M44	Total: 3	
Patten, Bob W	M76	Freeman, Frank B	M65	Total: 3		Florida Maverick Masters	
Pazmino, Jorge E	M41	Total: 3		DC Masters		Bogue, Sherri L	W47
Pins, Michael T	M45	Connecticut Masters		Chadeayne, Andrew	M31	Hutinger, Margie	W71
Prasad, Kari J	W29	McDonough, John C	M42	Total: 1		Total: 2	
Quarantino, Aimee M	W41	Total: 1		Decathlon Club		Fort Lauderdale Aquatics	
Richardson, Kim G	W42	Curl Burke Masters Swimming, I		Zeljak, Maureen A	W43	Blavatnik, Alex	M46
Roche, Carolyn M	W60	Butler, Andrea M	W30	Total: 1		Carrasco, Juan J	M46
Rosener, Karen K	W57	Chung, Jason J	M30	District Of Columbia Aquatics		Garza, Richard J	M23
Rosinski, Thomas J	M41	Dantas-McCutcheon, Matt	M22	Williams, Neill	M43	Hendrick, Marty	M53
Ruotsala, Lane W	M36	di Filippo, Mario	M34	Total: 1		Ingoldsby, Laura K	W31
Sappery, Collette H	W46	Fuchs, Lauren	W24	Doc IU Masters Swimming		Itzler, Ellen R	W52
Scott, Greg C	M51	Gallagher, Jose-Luis	M34	Finn, Peter R	M57	Larson, Linda L	W55
Scott-Kube, Anna T	W48	Perry, Elisabeth	W24	Schickore, Jutta	W46	Lastfogel, Laura L	W28
Seavall, Kelly J	W42	Rasch, Bettina	W20	Total: 2		Legaspi, Adrian	M58
Shuss, Audrey R	W27	Schmitt, Jacqueline	W19	Duneland Masters		Legaspi, Kelly A	W39
Slavec, Deborah A	W57	Van Horn, Alaina L	W30	DeWitt, Peter	M60	Pardo, Robert R	M37
Smit, Robbert-Paul A	M42	Total: 10		Yanson, Karen D	W55	Pesetsky, Walter	M76
Speckman, Channa L	W36	Cy-Fair Swim Club		Total: 2		Read, David M	M42
Stehlin, Ed H	M55	Cotton-Windham, Kathy A	W53	Elgin Blue Wave Swim Team		Volz, Kristin R	W37
Stutzke, Crystal A	W30	Total: 1		Campana, James L	M59	Webb, Linda	W65
Tatnall, Suzy C	W51	Dakota Masters		Eggar, Jack D	M58	Wenzel, Chris	W51
Tobey, Stacey W	W42	Smith, Ben A	M24	Fox, Richard E	M55	Total: 16	
Vanderpoel, Nicole L	W46	Total: 1		Meyer, Kenneth G	M55	Fort Worth Area Swim Team	
Varner, Tim	M60	Dallas Aquatic Masters		Osborne, Oz	M65	Neville, Richard	M54
Vatch, Hayley	W23	Bednar, Christy	W66	Schark, Mark D	M49	Total: 1	
Von Der Lippe, Susan G	W45	Boster, Stephen R	M60	Schneeberger, Jill A	W55	Friends' Central Aquatics	
Voorhees, Dayton	M65	Gallagher, Kathy	W46	Total: 7		Connor, Mac	M37
Waesche, Karen L	W48	Gallagher, Sean W	M42	Etex Masters Swim Team		Shinoda, Kathryn E	W24
Walker, Sarah E	W26	Glass, Mark W	M36	Wood, Craig A	M70	Total: 2	
Washburn, Lynette A	W47	Jones, Eney	W50	Total: 1		Fullerton Fast Masters Team	
Waterbury, Stuart S	M57	Montgomery, Jim	M56	Fig Garden Swim Team		Bergstrom, Robert W	M70
Whitaker, Laura	W34	Patten, Bobby	M48	Nichols, Scott	M56	Total: 1	
White, LeighAnn	W41	Songin, John A	M23	Total: 1		Garden State Masters	
Wolfe, Artie	M71	Weeks, David	M68	First Colony Masters Swimming		Cashel, Bob	M62
Wong, Douglas L	M35	Total: 10		Carlin-Roth, Jennifer	W42	Demas, Nickolas P	M81
Young, Lydia L	W62	Danville Y Silver Dolphins		Earley, Audrey	W49	Gallagher, Brendan M	M30
Total: 104		Day, Nadine K	W40	Egan, Caroline M	W25	Luallen-Egg, Andrea	W45
Columbia Masters Swim Team		Total: 1		Lacy, N Markell	W27	Maggion, Andrew F	M54
Lawrie, Dawn J	W35	Davis Aquatic Masters		Toon, Terry Lynn M	W51	Steadman Martin, Nancy	W56
Total: 1		Cerussi, Jane E	W48			Tsuzuki, Ed M	M52
Columbus Sharks Masters							

Name	Age	Name	Age	Name	Age	Name	Age
Garden State Masters		Downey, James E	M50	Stevens, Ann B	W77	James, Paula	W52
Yeomans, Scott	M47	Total: 1		Summy, Jeff	M34	Lamph, Becky L	W43
Total: 8		Hopkins Masters Swimming		Thayer, Jason W	M39	Leonardo, Julie	W39
Gator Swim Club		Johnson, Luke B	M28	Tobler, Ellen	W39	Meacham, Garth D	M29
Holman, Mary E	W24	Total: 1		Traynor, John	M51	Meacham, Kevin G	M55
Holman, Sara E	W24	Hydropower Masters Swim Club		Tuchler, Jim	M46	Meteyer, Beverly B	W57
Total: 2		Adams, James A	M33	Wilhite, Noelle M	W31	Miller, Chris E	M57
Georgia Masters		Bettini, Federico	M21	Total: 27		Ozun, Sabri	M47
Beatty, Dan C	M45	Bevier, Jack	M78	Iowa Masters		Ozun, Toni H	W46
Beatty, Mark S	M42	Clark, Samuel	M25	Edwards, Andy	M46	Patterson, Stephen G	M45
Bugg, Bob	M53	Clutter, Cynthia G	W51	Total: 1		Post, Heather M	W40
Daniels, Philip J	M33	Fluegel, Raymond P	M20	Irving Masters Swim Club		Rogers, Darlene	W56
Hankins, Malena	W37	Hair, Margaret	W56	Myer, Cynthia J	W58	Thompson, Garrett J	M48
Krugman, Elaine	W49	Halvorson, John T	M20	Total: 1		Townsend, Scott	M57
Lovell, Gilbert R	M78	Hamm, Michael L	M53	Jersey Area Multisport		Val, Jamie	W27
Seaman, Kim A	W27	Henderson, Sierra	W19	Bubnovsky, Katerina	W27	Wegner, Dan	M39
Stolz, Irwin W	M81	Macias, Jesse G	M53	Chebotaev, Oleg	M42	Wegner, Karin M	W38
Woods, Albert H	M82	Magee, Carolyn M	W65	Hiltabiddle, Steve	M44	Zabotkine, Nikolai V	M51
Total: 10		Magee, Patrick J	M69	Hubert, Craig J	M46	Total: 31	
Germantown Maryland Masters		Munger, Peony	W76	Segal, Leigh G	W46	Libertyville Masters	
Tomson, Farol L	M39	Peterson, Matthew A	M21	Segal, William N	M46	Gitzinger, Jennifer L	W36
Total: 1		Sharrett, Joanna	W21	Total: 6		Liberty, Laurel M	W29
Gold Coast Masters		Sprinkle, Baden P	M23	KnightCrawlers		McDonnell, Michael P	M26
Cole, Andrew J	M47	Tegeler, Kara	W21	Ophaug, Patricia G	W59	Mills, Jamie	M34
Dykstra, Bill	M74	Tomlinson-Macias, Melinda F	W52	Total: 1		Rowland, Jim	M50
Renner, Charlotte A	W55	Vimislik, Jeremy	M22	La Jolla Swim Masters		Sullivan, Tiffany J	W26
Riker, Tony	M66	Wahle, Ellora	W21	Foster, Ryan F	M35	Weber, Gregory J	M57
Stewart, Ann K	W40	Williamson, Eric R	M20	Iglesias, Rodrigo J	M35	Total: 7	
Total: 5		Total: 22		McClung, Paton M	M41	Lompoc's Other Swim Team	
Grand Strand Masters Swimming		Illinois Masters		Ruch, David W	M29	Piemme, Frank	M86
Houghton, Ken	M45	Artwick, Jayne	W50	Thomas, Joe C	M41	Total: 1	
Total: 1		Block, Andrea J	W49	Total: 5		Long Beach Grunions	
Great Bay Masters Swimming, In		Cordero, Billy	M43	Ladera Oaks Masters		Cole, Jacqueline H	W30
Caron, Aagje A	W69	Del Greco, Jane B	W54	Cambra-Brungard, Jeanne	W59	Total: 1	
Total: 1		Gibson, Dave	M50	Total: 1		Longhorn Aquatics	
Greater Indiana		Hatch, Eric	M36	Las Vegas Masters		Bartee, Todd A	M41
Dixon, Lou Ann	W43	Helfers, Alex R	M31	Adams, Kari S	W45	Blessing, Tyler J	M38
Total: 1		Hoyne, Ron	M55	Allen, Doug	M51	Breazeale, Nathan M	M47
Hawaii Masters		Kercheval, Josh	M30	Boodt, Bradley N	M43	Coates, Ed M	M45
Burgess, H. William	M82	Lindahl, Lori	W47	Boodt, Heidi M	W41	Guthrie, David M	M50
Chase, Lida G	W72	Lindstrom, John E	M33	Brearey, Pamela R	W23	Hilpert, Bess	W55
Reid, Colleen G	W61	LoCicero, Katie A	W21	Christensen, Thomas F	M55	Jurey, Mary K	W44
Stowell, Diane M	W77	Mullen, Margaret J	W55	Dennison, Keith	M40	Menezes, Marcio P	M31
Total: 4		Mullins, Stephen M	M78	Franklin, Sam D	M53	Rasmussen, Anders M	M47
Heart of Texas Aquatic Masters		Raese, T R	M38	Fulljames, Rick C	M59	Vandam, David K	M55
Benedict, Anita	W47	Rooney, Joanne T	W77	Hannon, Martina V	W40	Varozza, Mike J	M43
Total: 1		Schwartz, Lisa	W48	Hearst, Lacie	W27	Total: 11	
Hilliard YMCA Hurricanes		Seibt, Andreas K	M53	Helgason, Tryggvi	M47	Los Angeles Peninsula Swimmers	
		Sims, David E	M48	Jackson, Kirsten L	W42	Anderson, Eric R	M66
		Smith, Dave	M66			Bartholomew, David M	M51

Name	Age	Name	Age	Name	Age	Name	Age
Los Angeles Peninsula Swimmers		Maryland Masters		Cantrell, Connie S	W40	Colonnese, Michael A	M67
Bartholomew, Kirsten F	W52	Voorhees, Carolyn C	W49	Cantrell, Mike S	M39	Commons, Trisha M	W47
Carlsen, Jeanne	W52	Total: 1		Charlton, Allan	M74	Dobbs, Theresa A	W48
Coupe, IngaLisa	W41	Masters of South Texas		Cody, Frank J	M70	Dougherty, Mindy M	W58
Garside, Simon P	M50	Birkhead, Jane C	W70	Crandall, Brianne C	W19	Farmer, LeAnne C	W39
Goodwin, Barbara S	W46	Blake, William V	M74	Culver, Jacob M	M22	Fowler, Gregory L	M57
Granger, Traci S	W53	Blanco, Alonso O	M36	Day, Lawrence J	M60	Heather, Michael R	M56
Heyes, Greg	M56	Callaway, Linda S	W58	Doak, Kevin	M30	Helliwell, Jessica M	W35
Johnson, Brian K	M50	Davis, Josh C	M38	Guthrie, Sally K	W61	Houldsworth, Duncan A	M35
Leithiser, Mary Ellen	W50	Freed, Zachary	M25	Hafner, Kevin T	M36	Kornfeld, Maurine E	W89
Lindstedt, David P	M55	Goggin, Georgia	W81	Khaja, Asad U	M22	Kuykendall, Jeff J	M41
Mc Bride, Duncan Q	M56	Gromer, Karen	W26	Mull, Alec	M39	Mitchell, Alison A	W56
Mc Call, Jane E	W51	Heck, Steven V	M61	Pogue, Jim H	M50	Mitchell, Jeffrey A	M42
Nelson, Ed E	M71	Ingraham, Susan R	W51	Rokicki, Sara L	W19	Montrella, Beverly J	W64
Ponthier, Chuck	M48	Valdez, Elaine S	W55	Stieber, Kelsey M	W19	Neiswonger, Richard J	M51
Powell, Steven T	M43	Wheatley, Diane	W77	Thompson, Frank L	M59	Olsen, Rebekah	W30
Raine, Charlie	M51	Total: 12		Wohl, Adam M	M24	Ramirez, Miguel	M31
Shoor, Kenneth M	M62	Masters of Yucaipa Swim Team		Total: 19		Richell, Kelly A	W45
Virjee, Fram M	M50	Kent, Aric E	M40	Middle Tennessee U Masters Swi		Ripic, Steve	M38
Wagoner, Victor	M54	Total: 1		Hardwick, Lisa M	W23	Schmidt, Karen	W44
Willis, Gregory B	M62	Mavericks Masters Swimming		Total: 1		Sorenson, T J	W44
Woudwijk, Rik	M45	Carter, Brandon J	M40	Minnesota Masters Swim Club		Stewart, Dick	M71
Total: 23		Total: 1		Abegg, Michael L	M45	Sumner, David M	M40
Low Country Masters		Memorial Athletic Club Aquatic		Arlander, David C	M70	Total: 27	
Erler, Richard C	M75	Evans, Andrew C	M55	Bjorklund, Erika	W25	Modesto Area Aquatic Club	
Murray, DJ	W81	Total: 1		Bovard, Ralph S	M58	Daniels, Larry N	M65
Total: 2		Menlo Masters Aka Team Sheepeer		Britton, Becky A	W50	Schlange, Gunter R	M81
Machine Aquatics		Breen, Barbara L	W52	Brown, Terrell J	M57	Total: 2	
Groves, Lisa J	W46	Breen, David L	M55	Emison, Pam H	W46	Montana Masters	
Total: 1		Matena, Jana	W48	Emison, Thomas W	M52	Ackley, Ella B	W68
Manatee Aquatic Masters Inc		Schwartz, Judith E	W56	Freund, John D	M48	Avery, John H	M68
Baptista, Barbara O	W64	Strauss, Judy	W56	Holthus, Brian K	M53	Avery, Susan H	W69
Clemmons, Jim	M61	Total: 5		Jacobson, Brian L	M37	Comfort, Mark S	M57
Finney, Peter C	M43	Merced Skimmers Masters Aquati		Kryka, Nancy	W56	Dougherty, Michael P	M59
Heath, Robert H	M54	Carpenter, Michael J	M46	Lamour, Cecile D	W26	Hastings, Patricia B	W75
Mc Clelland, Mac D	M62	Dahle, Gene M	M51	Lamour, Didier B	M54	Jourdonnais, Craig S	M51
Mc Gregor, Cary D	M60	Hamm, Eric	M38	Langman, Loralie	W44	Murtagh, Patrick D	M54
Mc Partland, Peg K	W69	Richey, Steven C	M50	Lentz, Randy	M48	Olson, Mary B	W61
Perry, Rebecca R	W46	Strickland, Robert L	M51	Melmer, Katie A	W41	Sanddal, Charlotte E	W88
Stanton, Susan G	W58	Total: 5		Pelissier, Jim L	M67	Stringer, Peggy L	W59
Total: 9		Metro Masters Swim Club		Siegfried, Todd L	M52	Teller, Jordan	W27
Marin Pirates Masters		Bolze, Joseph R	M71	Smith, Darrell J	M54	Total: 12	
Bernard, Alan D	M61	Monahan, Richard S	M69	Walsh, Thomas R	M23	Mountain View Masters	
Coffee, Cassandra	W49	Tarpinian, Stephen	M50	Wind, Katie	W26	Campbell, Chris	M50
Lepinski, Cokie	W51	Total: 3		Total: 22		Finney, Scott P	M35
Powers, Terry	W48	Michigan Masters		Mission Viejo Masters		Smith, Jody L	W42
Sutherland, Erica	W51	Asti, Trevor	M33	Albright, Philip W	M51	Wrabetz, Joan M	W51
Thorp, Kate	W41	Brown, Denise H	W51	Batcheller, Jennifer A	W42	Total: 4	
Zuur, James	M70			Bright, John M	M46	Movy Masters	
Total: 7				Burton, Kim L	W48	Bohl, Nan	W82

Name	Age	Name	Age	Name	Age	Name	Age
Movy Masters		Danehy, Matt J	M40	Steen, Peter	M41	Bonfilio, Dawn A	W42
Easterla, David A	M73	Delaney, Mike J	M56	Supple, Robert C	M56	Braun, Erika L	W39
Hall, Floyd S	M69	Downing, Jennifer	W32	Tripp, Justin L	M39	Carlson, Andrew	M24
Hoover, Kim L	W44	Estel, Beth A	W55	Uhl, Mary A	W45	Carrow, Hill	M56
Lee, Ryan E	M34	Ewen, Chrystena E	W37	Vraspir, Alan D	M60	Dallamura, Scott J	M32
Martin-Sherlock, Ann L	W41	Foley, TJ	M41	Wilson, Robert H	M59	Davis, William A	M43
Rezek, Tony	M38	Foreman, Judy D	W67	Total: 23		Dempsey, Michelle	W41
Sherman, Bill	M52	Gaynor, Patty A	W50	Niagara District Masters		Dore, Mary G	W47
Wright, Robert W	M60	Goodale, Rainy M	W41	Brophy, Neil J	M50	Frantz, Robert S	M23
Total: 9		Greves, Richard	M33	Caci, Anna P	W41	Gilchrist, Donald B	M57
Mt Greenwood Masters Swim Team		Grilli, David J	M56	Heinemann, William A	M53	Gomez, Felipe	M43
Campione, Dan	M25	Grilli, Tracy L	W54	Weston, Raymond C	M49	Gosha, Joseph D	M57
Dickman, Rachel E	W24	Harris, Robert D	M55	Weston III, Raymond C	M22	Hollett, Peter G	M51
Javorski, John	M32	Kjellberg, Ulrike S	W35	Total: 5		Klein, Jonathan E	M53
Koziarski, Emily	W28	Litman, Jill	W55	Nitro Swimming		Larson, E Ole	M90
Morris, Chad	M34	Looney, Jessica	W22	Anconetani, Anthony H	M40	Miller, Jamie A	M56
Mulcahy, Ryan P	M33	McDermott, Ann Y	W56	Fitzgerald, Patrick G	M43	Nowak, Elizabeth A	W47
Oskvarek, Natalie	W24	Miller, Spencer	M55	Gogulski, David H	M42	Parra, Madeline	W23
Royko, Mark D	M46	Mugford, Stephen A	M44	Hahn, Richard	M68	Richardson, Anita	W55
Sajn, Catherine	W28	Mulrooney, Matt J	M29	Hemstreet, Gregory A	M51	Riley, John E	M50
Scobbie, Karen	W42	Nichols, Christine I	W24	Kristek, Tom	M54	Rodriguez, Miguel L	M24
Total: 10		Notman, Kate B	W47	Linnborn, Scott R	M41	Schmitz, Robert L	M58
Naperville Waves Swim Club		O'Brien, Mathew C	M22	Macher-Japko, Jean E	W45	Stewart, Henry D	M47
Coburn, Mary Anne	W69	Ohman, Niclas K	M36	Marx, Jeff	M46	Uhl, Alicia K	W34
Haberstich, Brian	M44	Pelletier, Hillary	W34	McAllister, Jeanne S	W52	Waldron, Patricia H	W49
Haberstich, Carrie	W39	Rubacky, Mark S	M41	Molina, Patricia A	W35	Woodard, Alis Rojas	W50
Loehr, Molly L	W59	Sarvia, Tricia	W28	Orris, Ron	M38	Woodard, Chantal M	W23
McClow, Richard	M80	Scott, Sheryl L	W48	Stackle, Kirk	M43	Total: 29	
Soltys, Ted J	M50	Shearer, Douglas R	M70	Unruh, Steven L	M44	North County Swim Masters	
Total: 6		Stokes, Karin E	W50	Total: 14		Bailey, Mason T	M46
National Capital YMCA		Welch, Dave	M54	Noblesville Adult Swim Team		Total: 1	
Nakahodo, Sidney	M35	Wood, Jeffrey E	M41	Dixon, Kirk E	M52	Nort'landers Swim Club	
Total: 1		Total: 41		Sikich, Christopher P	M32	Total: 1	
New Albany Aquatics Club		New Mexico Masters		Total: 2		Novaquatics Masters	
DeVennish, Arthur H	M28	Corliss, Linda L	W51	North Baltimore Aquatic Club M		Bellamy, Robert D	M29
Devennish, Edward B	M66	Davis, Lisa N	W48	Alban, Doug M	M24	Benner, Tord E	M51
DeVennish, Elaine H	W62	Decker, Nicholas W	M43	Dawson, Deborah	W42	Caldwell, Dionne B	W78
Jones, Brian A	M45	Decker, Teddy S	W38	Limke, Tobin L	W36	Dauser, John W	M55
Total: 4		Englert, Maribeth M	W44	Mcquaid, Lauren M	W36	Delgado, Roberto E	M36
New England Masters Swim Club		Gillilan, William J	M39	Quitasol, Wendy	W48	Dietrich, Jim	M40
Adams, Carol H	W67	Helfers, Edward D	M28	Rapuano, Lisa O	W45	Fernandez, Dickie	M39
Ash, Jeffrey M	M34	Henderson, Karen L	W36	Surhoff, Polly A	W46	Hedges, Megan	W38
Blake, Shannon E	W30	Henderson, Kevin C	M41	Total: 7		Hwang, Wayne	M33
Bledsoe, Joyce P	W51	Hunsicker, Douglas P	M63	North Bay Aquatics		Jackson, Scott J	M36
Bright, David C	M58	Koehn, Suzy	W39	Strycker, Jana P	W50	Jacobs, Edward L	M64
Broglio, Mike	M40	Lilienthal, Jason	M37	Total: 1		Jacobs, Lee	M41
Burns, Caileen	W25	McKee, Steve	M47	North Carolina Masters Swimmin		Kirker, Amanda G	W32
Coakley, Marian W	W73	Ortiz, Keith	M55	Andersen, Morten	M40	Kirker, John J	M40
Cook, Michael A	M48	Parmoon, Joseph A	M46	Bill, Kimberly A	W30	Lewis, Cynthia J	W35
		Peterson, Kristen A	W50				
		Smith, Gregory Z	M57				

Name	Age	Name	Age	Name	Age	Name	Age
Novaquatics Masters		Goodman, Ann R	W51	Doherty, Todd S	M40	Whitefield, Benjamin G	M21
McLeod, Bret	M42	Gustafson, Aubree M	W30	Dowdle, Angela M	W22	Whiteside, Tina	W36
Montgomery, Mark	M55	Harrington, Sue	W53	Foley, Jacquelyn J	W29	Whitney, Jamie F	W46
Shockro, Ellen K	W68	Hathaway, David	M50	Fordham, Jennifer	W47	Zappone, Peggy L	W52
Shumate, Tim P	M49	Kelber, Michael W	M63	Getzendaner, Janet J	W70	Total: 72	
Smethurst, Everett W	M76	Kinder, John S	M38	Gevers, Willy	M51	Palmetto Masters	
Von Hoffmann, Gerard	M55	King, Phillip J	M44	Glassman, Debbie A	W57	Brzezinski, Jay	M64
Wagner, Thomas R	M48	Larson, Allen J	M58	Graham, Donald	M56	Total: 1	
West, Steve T	M39	McKenzie, Jean M	W47	Gundred, Barb L	W59	Patriot Masters Swim Team	
Total: 23		Peyton, Mike W	M55	Hart, Sheri L	W40	Gandee, Brad	M56
O*H*I*O Masters Swim Club		Pryor, Evelyn G	W34	Hickel, Jessie J	W52	Sax, William C	M42
Batizy, Levente G	M64	Radcliff, David A	M77	Jeter, Kimberly S	W39	Total: 2	
Foster, Warren A	M85	Redwine-Baker, Roxanne J	W51	Kays, David E	M43	Phoenix Swim Club	
Greenfield, Harry W	M65	Shindel, Marci	W37	Keller, John W	M55	Anderson, Linda J	W62
Guins, Ann H	W57	Stark, Allen L	M62	Kendrick, James A	M58	Baird, Jeff A	M51
Learmonth, William R	M71	Stark, Carol R	W62	LeClercq, Toni M	W63	Baum, Randall L	M53
Mehok, George K	M43	Sumerfield, Bill H	M50	Lecoq, Michela M	W19	Beardsley, Robert O	M53
Nance, Chad A	M38	Summers, Jeanna	W57	Lippold, Mary B	W55	Beaver, Jack	M38
Wood, Steven A	M44	Thayer, George D	M75	Lowder, Kaitlyn	W18	Biddle, Brad	M42
Total: 8		Tujo, Christian F	M39	Martin, Rob D	M45	Blake, Michael K	M54
Oahu Club Masters Team		Ward, Joy	W68	McColly, Michael	M65	Bolivar, JoAnne M	W48
Harrison, Sean C	M42	Warren, Mike H	M60	Morin, Justin P	M26	Burnett, Anne	W71
Total: 1		Warren, Seth M	M34	Nelson, Kirk	M40	Charles, Earl J	M62
Ojai Masters		Watkins, Elizabeth A	W45	Norman, Charles L	M44	Charles, Michelle K	W50
Rearwin, Laura	W46	Waud, Timothy P	M43	Nygren, Mats O	M44	Comings, Jeff P	M37
Seider, Wenke K	W41	Total: 41		Orr, James W	M52	Courtright, Lois W	W49
Total: 2		Orinda Aquatic Masters		Peterson, Steven B	M64	Creswell-Liotta, Brenda	W48
Omaha Masters Swim Club		Hallahan, Jack	M50	Phelan, Cole E	M19	Dozer, Gregory J	M53
Barr, J B	M42	Haufler, Steven E	M58	Preissler, Stella	W62	Dozer, Teresa L	W50
Barr, Julie	W40	Sherwood, Devon	W40	Reeder, Bill D	M58	Duckworth, Allan	M60
McKamy, Michael F	M48	Soso, Catherine	W53	Rice, Kenneth A	M36	Elias, Tiffany M	W23
Total: 3		Total: 4		Roudebush, George M	M86	Fazio, Heather A	W40
Oregon Masters		Pacific Northwest Aquatics		Sawyer, Dennis L	M67	Fuchs, Earl D	M54
Anderson, Fred W	M69	Adcock, Richard P	M55	Shaw, Lucy M	W52	Gemmill, Dave G	M63
Baker, Dennis G	M49	Alex, Casey K	M38	Shtikel, Liliya D	W21	Getts, David H	M55
Blair, Heather E	W25	Anderson, Sydney L	W19	Singer, Shannon R	W41	Gonzales, Robert V	M22
Braun, Mark	M39	Armstrong, Mary C	W43	Smith, Bryan E	M43	Goshert, Brett D	M50
Buck, Donna M	W52	Ashmann, Chericka L	W37	Smith, William R	M66	Hadiashar, Maryam	W32
Carew, Michael P	M61	Bell, Alan	M61	Stenford, Tani R	W45	Hahm, Martin R	M69
Caswell, MJ	W50	Berg, Tonya K	W52	Sullivan, Suna	W44	Hannah, DJ	M34
Cleary, Kevin H	M27	Casey, Kathrine J	W62	Sutherland, Kate	W63	Harnisch, Rodney (Scott)	M47
Corbeau, James L	M46	Chapman, Chris J	M24	Truong, Dominique	M72	Hranac, Sean	M32
Cotter, Pat	M60	Chapman, Linda	W55	Underbrink, Dan	M54	Hurwitz, Andy	M63
Dasch, Vern E	M61	Colella, Rick	M59	Underbrink, Mary	W52	Inada, Noriko	W32
Delmage, Arlene	W48	Coulter, Tamara A	W34	Urquhart, Mark J	M36	Johnson, Bowen M	M44
Dettmer, Robert B	M45	Dahl, Lisa A	W49	Valley, Eric	M49	Johnson, Kent M	M42
Fox, Christina M	W50	Davis, Charlotte M	W61	Walker, Jon A	M36	Johnston, Michael B	M60
Frid, Barbara	W69	Diddams, Margaret A	W49	Walker, Thomas W	M64	Joost, Ron D	M55
Gettling, Janet	W62	Dillon, Sally A	W64	Warner, Frank	M62	Kinney, Nancy	W82
		Dills, Suzanne L	W66	Welch, Sarah	W64	Ladewig, Brock	M58
				Werner, Haleigh A	W42		

Name	Age	Name	Age	Name	Age	Name	Age
Phoenix Swim Club		Morris, Stephen L	M59	Kone, Bruce C	M53	Shevlin, Jeff L	M56
Liotta, Robert	M59	Morrison, Lynn	W56	Shiosaki, Daniel T	M26	Total: 1	
Mann, Lynne A	W54	Nelsen, Steve N	M50	Williams, Bruce F	M57	Salinas Valley Aquatics Master	
McCaffrey, Garrett W	M28	Peng, Xiaohang	M51	Total: 7		Helm, Jim	M56
McClurg, Erica L	W40	Schmerker, John T	M35	Rinconada Masters		Lerable, Brian C	M31
McCue, Marika W	W48	Senne, Sarah	W26	Shaw, James F	M70	Total: 2	
McKinney, Kerri D	W27	Simmons, Pam	W62	Total: 1		San Diego Swim Masters	
Michelle, Chrissa	W51	Whitney, Timothy C	M46	Rio Grande Swim Club		Baker, Donald J	M80
Molinatto, Pam R	W53	Total: 16		Goldfarb, Amy	W56	Baker, Gini M	W60
Naranca, Marin	M22	Prattville Prehistoric Sea Lio		Hancock, Trey	M45	Baldacci, Joseph J	M45
Nilsen, David B	M42	Watkins, Doug	M50	Heins, Barry	M54	Best, Bob	M78
Nore, Jennifer P	W63	Total: 1		Stanton, Elora M	W22	Clifford, Gynt	W72
Orlikoff, Michael S	M56	Quest Masters Swim Team		Stanton, Jeremiah	M30	Coles, Bill A	M75
O'Sullivan, Tara	W45	Dameron, Pam D	W65	Stanton, Wright	M59	Dobrosielski, Cris	M41
Perry, Sam W	M42	Eliasek, Steve	M42	Total: 6		Erickson, Jamie L	W27
Ponce, Jose A	M28	Jacobson, Kristan N	W38	Rocklin Aquatics Masters		Freshley, Mike R	M70
Raman, Marie E	W54	Maly, Cleary	W41	Bonner, Jessica C	W21	Hirakawa, Diane M	W62
Ramos, Wendy	W46	Total: 4		Fernandez, Jennifer L	W37	Hoiland, Kevin A	M32
Rankin, Maureen T	W40	Red River Channel Cats		Total: 2		Hoppe, Frederick J	M83
Rogers, Lauren	W23	Bruns, Anneliese C	W25	Rolling Hills Mud Sharks		Jenkins, Brian T	M23
Rosania, JR L	M52	Total: 1		Adkison, Bill	M55	Jones, Kenton R	M43
Rottman, Valerie A	W48	Red Tide		Davis, Don M	M66	Jordan, Betsy T	W74
Schafer, Tricia	W41	Crosetto, Pat C	M30	Djang, Philipp A	M56	Kimball, Ken	M80
Shores, Kyle M	M25	Frisch, Alexandria	W32	Rider, Lee A	M55	Ksiazek, Kendra	W30
So, Louise M	W42	Gary, Kristin J	W43	van Boer, Eric D	M56	Lauritano, Giuseppe A	M37
So, Stephen S	M36	Gassner, John	M44	Total: 5		Magee, Jan	W32
Spires, D C	M37	Picard, Amanda	W42	Rose Bowl Masters		Marr, Jackie M	W67
Tarajcak, Dan R	M56	Total: 5		Borton, Dan	M43	McLintock, John	M56
Taylor, Denton S	M26	Reston Masters Swim Team		Borton, Joan	W41	Ney, James A	M52
Taylor, Dylan	M24	Brightwell, Kim M	W51	Castleton, Tom	M39	Parker, Emily S	W25
Taylor, Gordon S	M59	Carlson, Jennifer M	W31	Cook, Sally A	W49	Stiles, Jasmine	W45
Thoms, Sidney S	W57	Carlson, John	M39	Durieux, Chad A	M31	Thomas, Michella M	W45
Turner, Abby C	W26	Hajost, Cynthia M	W51	Ecklund, Tait C	M29	Van Baalen, Vinus	M68
Turner, Jason M	M35	Hajost, Rosemary	W78	Fuller, Michael E	M19	Webster, Dale A	M85
Umstead, B J	W55	Katsaros, Sheryl K	W41	Ghazarian, Rich	M34	Weston, Susan E	W60
Valenzuela, Candace C	W23	Kusseling, Brooke L	W50	Lucero, Michael D	M40	Williams, Frank	M71
Wagner, Michael J	M48	Manheim, Lucy M	W68	Mason, Michael	M37	Wolle, Jordan B	M82
Walters, Carol K	W70	Moyer, Michelle A	W48	Mc Ginley, Patrick B	M47	Wolle, Marian E	W83
Weinberg, Wendy L	W65	Pitman, Suni L	W35	Moses, Ed	M30	Total: 31	
Whitten, Phillip	M67	Pohnert, Anne	W43	Paxton, Sean C	M42	San Francisco Tsunami Masters	
Total: 76		Pohnert, Steven C	M41	Pearlman, Ron	M53	White, Mark	M48
Plano Wetcats		Van Erden, Jayme K	W25	Silva, Nelson	M24	Total: 1	
Barton, Tom	M55	Wymelenberg, Lynn A	W55	Simmons, Cheryl A	W44	San Jose Indoor Club	
Dye, Brittny J	W29	Total: 14		Skelly, Drew K	M44	Garcia Carranza, Jaime	M46
Gooding, Jack W	M57	Rice Aquatic Masters		Strand, Robert	M65	Total: 1	
Greedy, Lisa G	W46	Blocker, Vicki S	W27	Veintimilla, Miguel	M23	San Mateo Masters	
Heil, Michelle	W40	Clapp, Marissa L	W23	Wensley, Ryan	M25	Fasbender, Alice J	W72
Jacobi, Jim N	M43	Jimenez, Carlos A	M46	Total: 20		Fasola, John A	M62
Maccurdy, Krissy	W58	Kammerer, Richard F	M53	Sacramento Masters		Total: 2	
McCarthy, Shaun	M50						

Name	Age	Name	Age	Name	Age	Name	Age
Santa Barbara Masters		Reynolds, Ellen M	W46	Lane, Kevin	M54	Sheahan, Dan	M53
Farrell, Jeff	M74	Rose, Cameron D	M51	Mason, Dave C	M46	Steenhuis, Harm-Jan	M43
Goldschmidt, Aaron	M48	Wright, Jill M	W60	Newton, Rebecca L	W34	Total: 2	
Total: 2		Total: 9		Nicholson, Nancy A	W54	St Cloud Area Family YMCA	
Santa Clarita Masters Club		Schwimmverein Beider Basel		Puccio, Thomas F	M44	Melsen, Krisie M	W30
Ellington, Cheri	W53	Steiger, Regula E	W59	Safa, Eddie	M48	Moran, Marty	M44
Total: 1		Total: 1		Schoenneman, Lisa L	W48	Total: 2	
Santa Cruz Masters Aquatics		Sierra Nevada Masters		Sidenberg, Phil	M54	St Pete Masters Inc	
Hunt, Annette	W40	Ansert, William S	M63	Total: 17		Beach, Robert E	M80
Hunt, David N	M44	Burks, Robert M	M40	South West Aquatic Masters		Petersen, Charlotte	W46
Michalak, Melanie	W27	Class, Patrick L	M62	Edwards, Clive G	M57	Specht, William L	M53
Reed, Clay F	M54	Conkey, Jim	M79	Total: 1		Total: 3	
Smith, David M	M53	Conkey, Nancy	W66	Southern California Aquatic Ma		St. Louis Area Masters	
Sussman, Heidi R	W42	Hamilton, Nathan	M42	Boosin, Michael J	M44	Beck, Jonathan P	M40
Tallman, Karl G	M52	Henricks, Ed P	M48	Bronson, Jenifer L	W29	Clark, Victor L	M55
Wilson, Ann S	W36	Johnson, Clifford H	M59	Bronson, Julie L	W61	Good, Larry A	M77
Wilson, Kurt E	M51	Lawrie, Jim	M64	Carlson, Jenni	W40	Hiebert, Stephanie I	W33
Total: 9		Lintz, Ian M	M24	Godges, Arlette A	W46	Hopson, Bruce E	M45
Santa Maria Swim Club		Lintz, Steve	M60	Latt, Melissa J	W47	Hunsaker, Eric C	M41
Ashmore, David	M36	Miller, Celeste	W61	Leonard, Dan P	M56	McDowell, Teresa W	W60
Ashmore, Michael	M39	Pettibone, John H	M56	Lucas, James B	M60	Pohlmann, John T	M67
Total: 2		Ryder, Mike J	M56	Muth, Daniel F	M44	Pohlmann, Mary M	W66
Santa Rosa Masters		Todd, Diana F	W67	Robertson, Suzanne C	W25	Uppstrom, Noreen L	W46
Stanley, Mark	M60	Tyler, A Susan	W62	Ross, Robert J	M56	Total: 10	
Terhorst, Hermine M	W52	Tyler, Sarah L	W66	Taft, Peter R	M75	Stanford Masters Swimming	
Wilder, Hugh	M63	Weiss, Sharon M	W48	Thomas, Bruce W	M53	Barnea, Daniela	W67
Total: 3		Total: 18		Tiernan, Joy	W32	Broderick, Tim	M60
Sarasota YMCA Sharks		Skyline Masters Swim Club		Wall, Chris L	M49	Fasbender, Barry A	M73
Albino, Jorge E	M36	Hussey, June C	W49	Total: 15		Scottoline, Brian P	M46
Butcher, Rob	M38	Total: 1		Southern Masters Swimmers		Stephens, Mark C	M27
Deery, Kyle B	M26	Snow Masters Swimming		Arnold, Patricia F	W72	Stern, Tom K	M65
Duarte, Luis G	M47	Baldwin, Craig M	M36	Total: 1		Zaich, Paul	M24
Groselle, Jack R	M56	Russello, Stacey D	W47	Southwest Ohio Masters		Total: 7	
Groselle, Laura L	W50	Total: 2		Freds, Keaton S	M19	Stingrays Masters Swimming	
Hamel, Laura	W46	Sonora		Hester, Jennifer L	W27	Massey, Melissa K	W29
Kruger, Joel	M57	Cuevas, Miguel	M70	Keefe, Michael R	M30	McClure, Pam	W47
Matysek, Anna Lea	W50	Rocha, Gonzalo	M54	McHugh, Carolyn F	W27	Total: 2	
Matysek, Jim	M51	Velazquez, Cristobal	M60	Summe, Brian C	M44	Strawberry Canyon Aquatic Mast	
Mench, Edward H	M44	Total: 3		Wight, R Alan	M30	Tomasik, Joseph E	M50
Ramnath, Fernette P	W45	South Coast Aquatics		Total: 6		Total: 1	
Walker, Rick B	M60	Bauer, Jeannette M	W61	Southwest Washington Masters S		Swift Swimming	
Total: 13		Bloom, Alyson	W35	Duus, Gabe G	M40	Knowles, Nancy C	W53
Sawtooth Masters		Caterson, Gretchen	W44	Edwards, Wes	M57	Knowles, Percival A	M56
Cleaver, Oliver	M48	Dajnowicz, Mark A	M45	Thayer, Kathleen	W31	Knowles Sr, Percival A	M80
Dunn, Tim	M38	Daniels, Karen K	W49	Total: 3		Total: 3	
Erwin, Jeff T	M46	Davis, Stephen M	M52	Space Coast Masters		Swim Kentucky Masters	
Fisk, Floyd M	M59	Eickhoff, Randy M	M45	Halford, Karen W	W45	Dodge, Mark J	M34
Fisk, Jared M	M18	Fleming, James F	M41	Total: 1		Total: 1	
Lee, Kristi D	W35	Hontas, Mark	M47	Spokane Waves Aquatic Masters			

Name	Age	Name	Age	Name	Age	Name	Age
Swim Las Vegas		Jebe, Margit H	W72	Meyer, Marguerite	W52	Cova, Jose L	M19
Goldsmith, Dara	W44	Total: 1		O'Donnell-McCarthy, Fiona	W24	Cova, Luis E	M30
Total: 1		Tamalpais Aquatic Masters		Quinn, Phyllis E	W55	Cova Brito, Luis A	M25
Swim Neptune		Burns, Richard	M67	Reilly, Catie L	W30	Dahlin, Aaron C	M27
Baker, Andrew J	M40	Eisenman, Judy A	W57	Reilly, Erin P	W25	Darnold, Maryellen	W68
Chyette, Lisa R	W30	Frost, Kenneth A	M66	Rudloff, Edward	M63	Daugherty, Gordon	M45
Emanuelson, Justin P	M18	Holt, Tate	M59	Rudloff, G Edward	M87	Delphia, Collin A	M24
Gold, Alan	M53	Jonckheer, Philip W	M58	Sanders, Drew Y	M40	deRoode, Bob	M55
Hall, Dennis L	M58	Meyerhoff, Rick	M64	Stretch, Nancy	W71	Doherty, Rob	M48
Kramer, Samantha N	W32	Ridout, Nancy J	W69	Ubach, Joana C	W25	Eden, Tony	M25
Tittle, Jeff N	M52	Shoenberger, Linda R	W63	Wanie, Lee G	M37	Enguidanos, Robert C	M48
Total: 7		Tulin, Bill	M52	Welting, Laureen K	W45	Frickey, Gary M	M54
Swim Utah		Val, Laura B	W59	Total: 38		Froebel, Marc M	M46
Baird, Fred C	M63	Wheeler, Barbara C	W54	Tri Valley Masters		Gates, Steven T	M44
Belnap, Mark	M41	Total: 11		Condon, Doug	M48	Goodman, Corinna	W70
Breitweiser, Carly	W20	Terrapin Masters		Conway, Adam M	M32	Gulbrandson, Pamela	W57
Brussow, Chris	M33	Ellis, Andrew F	M42	Conway, Lacquanna L	W31	Havlik, John R	M52
Constandse, Wesley	M24	Goodison, Michael R	M39	Espiritu, Vicki	W25	Helmrich, Susan P	W55
Davis, Ali L	W20	Grover, Mollie K	W30	Total: 4		Hemauer, Carol J	W54
Frost, Kathryn M	W51	Roddin, Rachel A	W	Trillium Y Masters Swimming		Hennessey, Megan J	W24
Karren, James C	M33	Strahota, Jeffrey R	M30	Straka, Peter	M68	Herman, Adam L	M31
Karren, John	M43	Thomas, Lillian M	W27	Total: 1		Hoedeman, John	M28
Kenal, Katherine	W57	Total: 6		Tulsa Masters Swim Club		Hooper, Matt	M37
Kessinger, Katy L	W56	The Olympic Club		Callan, Sean P	M41	Irwin, John	M50
Knapp, Lo D	W56	Bishop, Brooke A	W24	Total: 1		Karren, Kelly S	M37
Kuwahara, Lisa K	W48	Bower, Kenny G	M23	Tuolumne County Aquatic Master		Karren, Sharyle	W64
Luck, Lorinda E	W60	Carter, Paul V	M53	Blessing, Leigh Ann	W41	Lewis, Mike J	M46
Lundberg, David	M50	Clark, Steve E	M67	Jones, Bruce D	M70	LoCascio, Jim	M41
Lyman, Carolyn B	W60	Davidoff, Cara	W25	Total: 2		Lockhart, Christine N	W52
Mallon, Mary M	W58	Dorr, John W	M27	Ucla Bruin Masters		May, Carole S	W63
Moore, Dave C	M55	Dorr, Mc Call J	W29	Cook, Jenny L	W53	Mayer, Ashley N	W31
Mortensen, Kevin L	M51	Elder, James E	M67	Geoffrion, Helen	W72	McCarthy, Mary	W63
Neuberger, Kyle J	M22	Engs, John A	M48	Graham, Nicholas A	M32	McCool, Chris	M46
Newman, Nathan	M18	Felton, Anezka G	W63	Total: 3		Moore Barnett, Barbara	W50
Oliver, Karen M	W51	Felton, Richard A	M62	Unattached		Murphy, Patricia B	W60
Penney, Debra S	W53	Ferroggiaro, Fred	M57	Anderson, Bruce A	M50	Nance, Molly C	W45
Priddis, Anita	W18	Gaggero, David	M34	Arnold, Haley M	W22	Nielsen, Joseph A	M56
Pulley, Katherine R	W20	Gill, Meg B	W26	Baleka, Siphwe K	M40	Osborn, Ahelee Sue M	W53
Shaw, Gary D	M56	Greenwood, Scott C	M33	Banks, Peter J	M47	Peterson, Stacy E	W29
Stoeger, Amy A	W37	Guzman, Shanna L	W34	Beattie, David A	M41	Puhse, Neil	M55
Stradling, Samantha J	W21	Haynie, Dee A	W56	Blackman, Damon J	M42	Ray, Nicole	W40
Tate, Julie	W38	Hendrickson, John J	M50	Bockius, Ted C	M44	Richard, Nathan D	M23
Thornhill, Erica W	W20	Holmes, David B	M57	Buckley, Christopher J	M48	Rodrigues, Shawn M	W45
Treadway, R Kyle	M50	Holsman, Trent T	M30	Busacca, Brian T	M51	Ruminski, Greg	M36
Treiman, Gerald S	M50	Knopf, Thomas H	M63	Caligiuri, Dan A	M55	Sabala, Michael C	M30
Turnblom, Jeralyn	W24	Lentz, Graham M	M26	Clark, Elizabeth A	W57	Schumacher, Susan B	W51
Vanderdoes, Alysson	W18	Lyons, Katie A	W30	Cooper, Cheryl	W39	Shaffer, Karl	M52
Wight, Ryan	M22	Marshall, Gary N	M29	Cooper, Mary Anne	W96	Siggs, Brenda M	W52
Total: 35		Mc Kay, Matthew G	M39	Corey, Carter	M41	Tolman, Brian A	M28
T2 Naples Masters		McCarty, Thomas E	M65			Ulm, Mark J	M45
						van Dinter, Yenny	W77

Name	Age	Name	Age	Name	Age	Name	Age
Unattached		Blatt, Michael J	M55	Guadagni, Peter M	M56	Wadley, Brian	M31
Vandruff, Thomas C	M18	Bleuel, Bart S	M69	Henry, B J	W47	Walther, Gregory	M26
Vaughn, David R	M46	Christie, Scott H	M55	O'Brien, Charlene A	W54	Winston, Zachary P	M30
Ward, Julie A	W25	Chung, John W	M40	O'Brien, Kerry L	M54	Young, Chad R	M47
Wermuth, Michael	M43	Cooper, Christopher E	M46	Olson, Robert H	M66	Total: 29	
Ziegler, Connor	M25	Derr, John M	M62	Ottati, Chris	W55	West Side Swim Club	
Total: 70		Gruber, Glenn A	M61	Perilman, Jim E	M72	Hugo, Brandy N	W38
University of Oregon Swim Club		Kerns, Hubie	M61	Santos, Debbie M	W42	Stanley, Ellen	W34
Becherer, Justin C	M18	Mc Conica, Jim	M60	Santos, Roque J	M43	Total: 2	
Boudreau, Benjamin B	M21	Raffaelli, Larry L	M68	Sosnoski, Diane A	W66	Westchester Masters	
Grundy, Allison G	W21	Shaffer, Mike G	M45	Sotelo, Sophia S	W50	Hoffmann, Paul G	M55
Hoffman, Lauren E	W19	Warmuth, Stacey	W54	Tittle, Kenneth W	M48	Levy, Dan	M45
Jessop, Tyler W	M18	Young, Michel F	M40	Tukua, Karen M	W61	Thornton, Cindy	W53
Naugle, Andrew	M20	Total: 15		Tukua, Rebecca R	W28	Total: 3	
Rhodes, Kevin R	M18	Victoria Silver Streaks		Ward, Lisa A	W47	Westloop Athletic Club Masters	
Robinson, April K	W21	Warren, Sue R	W70	Wen, Patrick J	M38	Bernal, Genevieve M	W31
Vasilia, Brenan	M23	Total: 1		Total: 23		Boeke, Lonny	M33
Total: 9		Virginia Masters Swim Team		Warrenton Masters Swim Team		Dongvillo, Mike	M36
University of San Francisco Ma		Barley, Adam S	M29	Tupitza, Charles W	M56	Fritz, Meredith G	W25
Allen, Susan J	W66	Bennett, Lisa A	W54	Total: 1		Mitchell, Justin W	M35
Belliveau, Adrienne C	W27	Braaten, Kitten	W55	West Austin Athletic Club		Park, Angela K	W31
Bortman, Henry (Camo)	M60	Brundage, Warner F	M68	Cotton, Casey	M46	Roose, Lynn R	W47
Byrnes, Barbara G	W54	Durrant, Betsy	W69	Harris Odama, Karen A	W53	Santoro, Antonio	M28
Byrnes, Ilse M	W84	Franklin, Rebecca L	W42	Total: 2		Scott, Ryan C	M33
Dolar, Kevin I	M23	Frisch, David J	M62	West Hollywood Aquatics		Shuey, Laina K	W26
Dornan, Gwen A	W48	Gaines, Billy	M30	Bahamon, Luis E	M49	Weigand, TJ	M38
Ewing, Jack	M50	Hernlen, G Tracy	M57	Ballard, James T	M53	Total: 11	
Liu, Ouida	W30	Hibbard, Kate	W26	Camacho, Raymond E	M46	Wildcat Alumni Masters	
Roth, Tenae	W21	Hlavacek, Ida M	W68	Cefalu, Sarah	W25	Volzing, Mace P	M46
Total: 10		Hodgert, Donna M	W43	Czekala, Steven R	M51	Total: 1	
University of Saskatchewan Mas		Holland, Dave	M43	Dean, Michael R	M30	Wisconsin Masters Aquatic Club	
Shirriff, Janis L	W49	Kaufmann, Karen E	W46	Graham, Errol	M51	Alexander, Jeff	M47
Total: 1		Kutz, Mark D	M55	Guzman, Erik	M31	Alexander, Michi	W47
Vacaville Swim Club		Marens, Susan E	W69	Jorgensen, Michael	M26	Alexander, Peter D	M52
Batzer, Tunisia A	W28	Myers, Danielle E	W26	Kaufmann, Jon C	M34	Allen, Peter J	M52
Gibbs, Sue M	W54	Newell, Suzanne P	W52	Labelle, Laura L	W46	Bauman, John H	M80
Giles, George S	M51	Orr, Boyd A	M25	Levy, Aaron	M52	Brunson, Christopher D	M30
Iwai, Nobuko	W36	Schreiner, Beth	W70	Libit, Bryan A	M32	Christenson, Candy J	W64
Larson, Rebecca L	W27	Stevenson, Chris L	M46	MacLennan, Brett	M26	Clark, David L	M53
Lillard, Nick C	M28	Turner, Betsy	W27	Ogorzelec, Gregg A	M44	Dannenber, James	M66
Scarpulla, Beth	W40	Woods, Tom M	M68	Olver, Brian J	M33	Ehrke, Nancy L	W57
Wedaman, Karen P	W58	Total: 23		Palumbo, Gregory T	M30	Field, Joanne W	W53
Total: 8		Walnut Creek Masters		Reichle, Luke	M55	Fulbeck, Kip	M46
Valley of the Sun YMCA		Bledsoe, Dennis R	M72	Schmidt, Matthew B	M33	Gosa, Joshua M	M30
Francis, Tyler M	M30	Boscovich, Harold O	M68	Scollon, Erik L	M39	Havel, Germaine L	W62
Total: 1		Burr, Ken M	M66	Shore, Susan	W48	Horner, Brad	M56
Ventura County Masters		Chao, Hector	M47	Skow, Jonathan D	M48	Jackson, Nicole	W41
Anderson, Steven	M45	Dennis, D Craig	M65	Tester, Bram P	M42	Jacobsen, Michael T	M37
Blatt, Cindy S	W57	Druz, Loren	M55	Thompson, Craig	M25	Kaczmarek, Mark A	M54
		Duggan, Karen L	W40	Vucinich, Elizabeth A	W30	Knuth, Clark A	M62

Name	Age	Name	Age	Name	Age	Name	Age
Wisconsin Masters Aquatic Club		Krajewski, Thomas J	M32				
Kranpitz, Nancy	W66	Total: 2					
Maltry, Cynthia L	W56	Yuba City Masters Swimming					
May, George	M73	Finch, Merry B	W56				
Minkey, Donald J	M43	Lee, Stanley H	M54				
Mortensen, Cheryl L	W46	Taylor, Barbara G	W56				
Murray, Mike	M60	Total: 3					
Mykleby, Geoff L	M58						
Nowak, Peter J	M29						
Perez, Octavio	M33						
Perez, Sarah M	W35						
Peterson, Debbi S	W56						
Power, Michael L	M43						
Russell, Fred W	M63						
Schaetz, Daniel J	M40						
Schaetz, Trina R	W38						
Schneider, Erin E	W32						
Schneider, Leah R	W26						
Schneider, Mary P	W58						
Seidler, Jeanne E	W64						
Settimi, Nora	W40						
Severance, David A	M48						
Shiroda, Jeffrey J	M53						
Sinitz, Cheryl	W42						
Stich, Chris S	W33						
Stich, Darryl D	M35						
Tiltmann, Heather M	W39						
Tiltmann, Laren A	M41						
Van Cleave, Julie M	W52						
Van Enkenvoort, Krista R	W37						
Weber, Jeffrey S	M49						
Weiner, H R	M61						
Young, Timothy	M40						
Total: 51							
Woodlands Masters Swim Team							
Bailie, Bob	M75						
Behseresht, Michelle A	W45						
Boak, Carolyn	W65						
Boak, Thomas D	M67						
Davis, Ross C	M44						
Heuer, Brigitte	W50						
Koch Davis, Laura K	W34						
Leilich, Joann	W72						
Nordmann, Michael T	M38						
Rollins, Bruce W	M61						
Tharp, Greg J	M60						
Weiser, Sabine	W37						
Total: 12							
YMCA Indy SwimFit							
Christoffel, Ben J	M35						

KAYENNE™ long lasting comfort



SCAN TO LEARN MORE

- Oversized, 100% UV ultra durable Plexisol® lens for 4-point expanded, 180-degree visibility
- One-touch, Quick-Fit Buckle™ for perfect fit with simple adjustments - even while wearing!
- One-piece, hydrodynamic microframe made of hypoallergenic Softeril®
- Anti-fog and scratch resistant lens
- Silicone strap for comfort and durability



Aqua Sphere®

www.aquasphereswim.com

Day 1 — Thursday, April 28

Warm-up

6:00 a.m.-7:50 a.m.

Meet Start Time

8:00 a.m.

Men	Event	Women
1	1000 freestyle	2
3	1650 freestyle	4

Check-in Deadlines for Day 1

The 1000 free and 1650 free are positive check-in events. Check-in may be done in person at the registration area or online at usms.org.

Thurs., April 28	1000 free	7:00 a.m.
	1650 free	9:00 a.m.

PLEASE NOTE:

If you do not check in by the deadline, you will not be seeded; there are no exceptions.

Entry Deadline for Day 2 (Friday) Relays

Relays must be turned in at the relay desk.

Thurs., April 28	200 mixed freestyle relay	4:00 p.m.
------------------	---------------------------	-----------

2011 USMS Spring National Championships
Kino Aquatics Center
Psych Sheet - Thursday, April 28, 2011

#1 Men 1000 Yard Freestyle

Name	Age	Team	Seed Time
1 Switzer, Keith M	48	BLU	9:45.00
2 Sims, David E	48	IM	9:55.90
3 Erwin, Jeff T	46	SAWS	9:58.31
4 Eickhoff, Randy M	45	SCA	10:05.00
5 Thompson, Craig	25	WH2O	10:05.00
6 Gaines, Billy	30	VMST	10:07.29
7 Nygren, Mats O	44	PNA	10:10.00
8 Mann, Michael T	56	CMS	10:15.55
9 Dickson, Kurt F	43	ARIZ	10:15.76
10 Chebotarev, Oleg	42	JAM	10:20.00
11 Unruh, Steven L	44	NITR	10:22.05
12 Tester, Bram P	42	WH2O	10:26.64
13 Strahota, Jeffrey R	30	TERR	10:30.99
14 Winston, Zachary P	30	WH2O	10:34.00
15 Jaegers, Al	48	ARIZ	10:35.00
16 Olver, Brian J	33	WH2O	10:35.00
17 Melanson, Edward L	48	CMS	10:38.25
18 Hadley, Edward J	38	ARIZ	10:45.16
19 Johnson, Brian K	50	LAPS	10:50.00
20 Schmidt, Matthew B	33	WH2O	10:50.00
21 Hollett, Peter G	51	NCMS	10:53.78
22 Clemmons, Jim	61	MAM	10:54.50
23 Bockius, Ted C	44	UNAT	10:55.41
24 Sax, William C	42	GMUP	10:55.78
25 Reilly, Jeff M	49	1776	10:59.01
26 Gogulski, David H	42	NITR	10:59.30
27 Gandee, Brad	56	GMUP	11:00.00
28 Seibt, Andreas K	53	IM	11:00.00
29 Carter, Brandon J	40	MMSW	11:00.00
30 Ryder, Mike J	56	SNM	11:00.00
31 Boodt, Bradley N	43	LVM	11:01.46
32 Cooper, Christopher E	46	VCM	11:05.00
33 Druz, Loren	55	WCM	11:10.00
34 Walker, Rick B	60	SYSM	11:10.87
35 Rubacky, Mark S	41	NEM	11:13.66
36 Strauss, Trip	53	ARKM	11:20.00
37 Thompson, Garrett J	48	LVM	11:20.00
38 Ferroggiaro, Fred	57	TOC	11:20.00
39 Hopson, Bruce E	45	SLAM	11:20.41
40 Kaczmarek, Mark A	54	WMAC	11:24.54
41 Garcia Carranza, Jaime	46	SJIN	11:24.99
42 Ash, Jeffrey M	34	NEM	11:25.32
43 Czekala, Steven R	51	WH2O	11:25.50
44 Foley, TJ	41	NEM	11:27.13
45 Parmoon, Joseph A	46	NMMS	11:27.32
46 Hoyne, Ron	55	IM	11:28.72
47 Montgomery, Jim	56	DAMM	11:30.00
48 Lucero, Michael D	40	ROSE	11:31.81
49 Dahlin, Aaron C	27	UNAT	11:32.20
50 Sumerfield, Bill H	50	OREG	11:33.20
51 Ripic, Steve	38	MVN	11:33.85
52 McLeod, Bret	42	NOVA	11:35.00
53 Hannah, DJ	34	PHX	11:36.00
54 Hathaway, David	50	OREG	11:37.00
55 Fleming, James F	41	SCA	11:37.00
56 Hallahan, Jack	50	OAM	11:38.30
57 Jorgensen, Michael	26	WH2O	11:40.00
58 Young, Chad R	47	WH2O	11:40.00

59 Meacham, Garth D	29	LVM	11:41.00
60 Wallach, Ted A	32	ARIZ	11:43.22
61 Finney, Scott P	35	MVM	11:45.00
62 Leonard, Dan P	56	SCAQ	11:45.00
63 Thompson, Frank L	59	MICH	11:46.06
64 Hickman, Mark D	45	ARIZ	11:46.15
65 Nelson, Kurt D	51	CMS	11:47.00
66 So, Stephen S	36	PHX	11:50.00
67 Butcher, Rob	38	SYSM	11:50.00
68 Nakahodo, Sidney	35	NCYM	11:51.00
69 Modjeska, Mark E	58	ARIZ	11:54.19
70 Clark, David L	53	WMAC	11:54.95
71 Eggar, Jack D	58	ELG	11:55.25
72 Shaffer, Karl	52	UNAT	11:55.72
73 Knowles, Percival A	56	SWIF	11:55.99
74 Lane, Kevin	54	SCA	11:56.42
75 Davis, Don M	66	RHMS	11:57.40
76 Welch, Dave	54	NEM	12:00.00
77 Lundberg, David	50	UTAH	12:00.00
78 Rocha, Gonzalo	54	SONO	12:01.00
79 Richardson, Terry	50	ARIZ	12:01.89
80 Schmerker, John T	35	PCAT	12:02.26
81 Rudloff, Edward	63	TOC	12:02.56
82 Davis, Stephen M	52	SCA	12:03.40
83 Pardo, Robert R	37	FLAQ	12:11.06
84 Jacobs, Lee	41	NOVA	12:16.24
85 Carrasco, Juan J	46	FLAQ	12:17.04
86 Meacham, Kevin G	55	LVM	12:17.51
87 McColly, Michael	65	PNA	12:20.00
88 Khaja, Asad U	22	MICH	12:30.05
89 Rhodes, Kevin R	18	DUCK	12:30.50
90 Lintz, Steve	60	SNM	12:40.00
91 Stites, Jim S	53	ARIZ	12:40.43
92 Joost, Ron D	55	PHX	12:42.00
93 Curtisi, Nathan A	22	ARIZ	12:44.11
94 Laughlin, Terry	60	ADMS	12:59.00
95 Cleary, Kevin H	27	OREG	13:00.00
96 Peyton, Mike W	55	OREG	13:00.00
97 Arriola, Jonathan S	20	ARIZ	13:15.01
98 Ponce, Jose A	28	PHX	13:19.80
99 Lawrie, Jim	64	SNM	13:20.00
100 Skow, Jonathan D	48	WH2O	13:20.00
101 Stewart, Dick	71	MVN	13:30.00
102 Grilli, David J	56	NEM	13:30.00
103 Anderson, Eric R	66	LAPS	14:00.00
104 Perez, Octavio	33	WMAC	14:00.00
105 Danehy, Matt J	40	NEM	14:10.86
106 Osborne, Oz	65	ELG	14:38.17
107 Shaw, James F	70	RINC	14:45.00
108 Woods, Tom M	68	VMST	14:45.00
109 Burr, Ken M	66	WCM	14:45.00
110 Shiroda, Jeffrey J	53	WMAC	14:45.00
111 Hahn, Richard	68	NITR	14:49.36
112 Christensen, Thomas F	55	LVM	14:50.00
113 Zeller, Max	72	AMT	15:00.00
114 Linnborn, Scott R	41	NITR	15:00.00
115 Pierce, Ted G	68	ARIZ	16:43.16
116 Blake, William V	74	MOST	16:58.00
117 Trevison, Rick	68	FACT	17:30.00
118 Conkey, Jim	79	SNM	18:20.00
119 Anderson, Fred W	69	OREG	19:00.00

120 Baker, Donald J	80	SDSM	19:15.90
121 Quinn, Patrick J	80	ADMS	20:49.23
122 Larson, E Ole	90	NCMS	21:13.33
123 Foster, Warren A	85	O*H*	26:15.10

#2 Women 1000 Yard Freestyle

Name	Age	Team	Seed Time
1 Holman, Sara E	24	GSC	10:52.00
2 Holman, Mary E	24	GSC	10:53.00
3 Picard, Amanda	42	REDT	11:00.80
4 Looney, Jessica	22	NEM	11:03.12
5 Zajdzinski, Margaret M	39	ARIZ	11:20.62
6 Myers, Danielle E	26	VMST	11:24.81
7 Matena, Jana	48	MELO	11:24.98
8 Brown, Denise H	51	MICH	11:25.88
9 Dawson, Deborah	42	NBAC	11:30.00
10 Petersen, Charlotte	46	SPM	11:30.00
11 Liberty, Laurel M	29	LIB	11:35.57
12 Limke, Tobi L	36	NBAC	11:40.00
13 Surhoff, Polly A	46	NBAC	11:41.36
14 Nelson, Judy A	50	CMS	11:45.00
15 Cook, Jenny L	53	UCLA	11:45.18
16 Delmage, Arlene	48	OREG	11:50.02
17 Mcquaid, Lauren M	36	NBAC	11:50.23
18 Najjar, Ellie S	49	CMS	11:54.31
19 Watkins, Elizabeth A	45	OREG	11:59.00
20 Ingoldsby, Laura K	31	FLAQ	11:59.30
21 Adams, Kari S	45	LVM	12:00.00
22 Bezdek, Summer	26	ARIZ	12:07.73
23 Good, Tricia	39	CMS	12:13.05
24 Knapp, Lo D	56	UTAH	12:15.00
25 Oerman, Voni M	50	CMS	12:17.03
26 Gallagher, Kathy	46	DAMM	12:17.99
27 Oliver, Karen M	51	UTAH	12:20.00
28 Schneider, Leah R	26	WMAC	12:20.00
29 Roche, Carolyn M	60	CMS	12:20.64
30 Helliwell, Jessica M	35	MVN	12:25.16
31 Dorman, Gwen A	48	USF	12:27.96
32 Anderson, Sydney L	19	PNA	12:28.00
33 Hamel, Laura	46	SYSM	12:28.79
34 Quitasol, Wendy	48	NBAC	12:28.80
35 Pranke, Bridget A	27	ARIZ	12:30.00
36 Melmer, Katie A	41	MINN	12:30.60
37 Miller, Celeste	61	SNM	12:31.00
38 Lerew, Teri L	45	ARIZ	12:36.37
39 Wiggins, Kelly M	42	CLOV	12:40.00
40 O'Brien, Charlene A	54	WCM	12:40.00
41 Lastfogel, Laura L	28	FLAQ	12:40.98
42 Kramer, Samantha N	32	NEP	12:41.78
43 Franklin, Rebecca L	42	VMST	12:42.00
44 Sherwood, Devon	40	OAM	12:42.84
45 Lippold, Mary B	55	PNA	12:46.50
46 Scott, Sheryl L	48	NEM	12:48.00
47 Lamph, Becky L	43	LVM	12:50.00
48 Reinhardt, Jennifer M	46	ARIZ	12:55.00
49 Grilli, Tracy L	54	NEM	12:59.99
50 Irvin, Ruth A	36	COM	13:00.00
51 Dowdle, Angela M	22	PNA	13:00.00
52 Bloom, Alyson	35	SCA	13:01.30
53 Finch, Merry B	56	YCMS	13:04.94
54 Lockhart, Christine N	52	UNAT	13:07.05

2011 USMS Spring National Championships

Kino Aquatics Center

Psych Sheet - Thursday, April 28, 2011

#2 ... (Women 1000 Yard Freestyle)

55	Gundred, Barb L	59 PNA	13:13.01
56	Cooperrider, Beth C	43 ARIZ	13:13.36
57	Eisenman, Judy A	57 TAM	13:18.45
58	Cole, Jacqueline H	30 LBG	13:20.00
59	Ewen, Chrystena E	37 NEM	13:20.50
60	Stokes, Karin E	50 NEM	13:24.00
61	Corliss, Linda L	51 NMMS	13:29.03
62	Daniels, Karen K	49 SCA	13:30.00
63	Oggel, Amy E	41 ARIZ	13:30.31
64	Hickel, Jessie J	52 PNA	13:30.31
65	Swingle, Kristen L	34 ARIZ	13:36.91
66	Goodman, Ann R	51 OREG	13:38.79
67	Wymelenberg, Lynn A	55 RMST	13:54.00
68	Menard, Joanne	63 ARIZ	13:55.59
69	Guthrie, Sally K	61 MICH	13:58.75
70	Watts, Sue N	56 1776	13:59.48
71	James, Katy	55 ARIZ	14:02.00
72	Marr, Jackie M	67 SDSM	14:02.63
73	Hair, Margaret	56 HMS	14:15.56
74	Braaten, Kitten	55 VMST	14:16.23
75	Itzler, Ellen R	52 FLAQ	14:18.47
76	Nolte, Susan D	50 CMS	14:30.00
77	Ehlers, Shawn A	54 AGUA	14:50.00
78	Hearst, Lacie	27 LVM	14:50.00
79	Pohlmann, Mary M	66 SLAM	14:59.35
80	Bednar, Christy	66 DAMM	15:03.29
81	Krucker, Kathy A	62 ARIZ	15:07.21
82	Courtright, Lois W	49 PHX	15:26.00
83	Callaway, Linda S	58 MOST	15:32.33
84	Arriola, Susan W	52 ARIZ	15:52.01
85	Anziano, Marcia	66 CMS	15:53.07
86	Feather, Shawn M	50 AGM	15:54.58
87	Hannon, Martina V	40 LVM	15:55.02
88	Leventhal, Laura M	54 BGSC	15:55.28
89	Gillies, Judy L	63 ARIZ	16:02.22
90	Allen, Susan J	66 USF	16:15.00
91	Reid, Colleen G	61 HIMA	16:19.59
92	Hlavacek, Ida M	68 VMST	16:22.23
93	McAllister, Jeanne S	52 NITR	16:30.00
94	Kaufmann, Karen E	46 VMST	16:30.91
95	Birkhead, Jane C	70 MOST	16:55.02
96	Tyler, Sarah L	66 SNM	17:15.00
97	Conkey, Nancy	66 SNM	17:54.22
98	Apodaca, Joyce R	67 ARIZ	18:14.00
99	Richardson, Anita	55 NCMS	19:13.90
100	Renner, Charlotte A	55 GOLD	19:20.00
101	Marion, Royce K	53 ARIZ	19:30.09
102	Wojno, Nicole J	31 AGUA	20:00.00
103	Bolar, Sally A	71 ARIZ	21:05.00
104	Stowell, Diane M	77 HIMA	21:40.00
105	Buchanan, Peggy	78 CMS	22:03.58
106	Stark, Carol R	62 OREG	22:19.18
107	Trevison, Ellie	68 FACT	23:00.00
108	Murray, DJ	81 LCM	23:13.68
109	Kornfeld, Maurine E	89 MVN	23:18.74
110	Stevens, Ann B	77 IM	23:30.00
111	Anderson, Jody	81 CMS	24:30.00
112	Seidler, Jeanne E	64 WMAC	26:06.63

#3 Men 1650 Yard Freestyle

Name	Age	Team	Seed Time
1	Wadley, Brian	31 WH2O	16:38.28
2	Anderson, Kirk H	51 CMS	16:45.00
3	Brophy, Neil J	50 NIAG	16:45.45
4	Shaffer, Mike G	45 VCM	16:50.00
5	Bourne, Sean T	21 ARIZ	17:00.00
6	Kercheval, Josh	30 IM	17:05.05
7	Hooper, Matt	37 UNAT	17:19.67
8	Nelson, Kirk	40 PNA	17:27.19
9	Kays, David E	43 PNA	17:29.00
10	Shake, Scott D	53 ARIZ	17:46.63
11	Holland, Dave	43 VMST	17:49.53
12	Patten, Bobby	48 DAMM	17:50.00
13	Mc Conica, Jim	60 VCM	17:59.55
14	Hoftyzer, Ernie	41 DAM	18:01.91
15	Tallman, Karl G	52 CRUZ	18:09.71
16	Walker, Jon A	36 PNA	18:10.00
17	Libit, Bryan A	32 WH2O	18:10.00
18	Bryan, Todd A	60 CMS	18:10.20
19	Jones, Kenton R	43 SDSM	18:12.11
20	Kruger, Joel	57 SYSM	18:12.53
21	Dixon, Matthew N	48 AKMS	18:13.72
22	Cox, Michael J	33 CMS	18:16.27
23	Read, David M	42 FLAQ	18:22.00
24	Thomas, Bruce W	53 SCAQ	18:28.07
25	Nowak, Peter J	29 WMAC	18:29.44
26	Pohnert, Steven C	41 RMST	18:30.16
27	Bell, Alan	61 PNA	18:40.00
28	McGiffin, Chris D	45 BERK	18:40.74
29	Cordero, Billy	43 IM	18:41.50
30	Kondratev, Juri P	32 AGUA	18:45.00
31	Davis, William A	43 NCMS	18:47.00
32	Ogorzelec, Gregg A	44 WH2O	18:58.10
33	Engs, John A	48 TOC	19:00.00
34	Duarte, Luis G	47 SYSM	19:01.00
35	Broglio, Mike	40 NEM	19:08.09
36	Nolte, Christopher C	54 CMS	19:10.00
37	Johnson, Luke B	28 HOPK	19:11.15
38	Nelsen, Steve N	50 PCAT	19:14.14
39	Murtagh, Patrick D	54 MM	19:15.00
40	Gallagher, Jose-Luis	34 CUBU	19:15.41
41	Johnson, Kent M	42 PHX	19:29.72
42	Rogers, Chris S	18 ARIZ	19:30.55
43	Becker, John C	47 ARIZ	19:36.65
44	Guadagni, Peter M	56 WCM	19:45.50
45	Borton, Dan	43 ROSE	19:54.64
46	Hatch, Eric	36 IM	19:55.17
47	di Filippo, Mario	34 CUBU	19:55.75
48	Perry, Sam W	42 PHX	20:00.00
49	Garza, Richard J	23 FLAQ	20:00.88
50	Skelly, Drew K	44 ROSE	20:01.00
51	Kirker, John J	40 NOVA	20:09.64
52	Cahoon, Bradley S	55 ARIZ	20:10.59
53	Karren, John	43 UTAH	20:11.00
54	Sidenberg, Phil	54 SCA	20:15.00
55	Mulrooney, Matt J	29 NEM	20:20.12
56	Hendrick, Marty	53 FLAQ	20:20.88
57	Enguidanos, Robert C	48 UNAT	20:51.69
58	Stokes, Ryan A	34 ARIZ	21:00.00

59	Holthus, Brian K	53 MINN	21:00.00
60	Sanders, Drew Y	40 TOC	21:00.00
61	Perry, Don R	58 ARIZ	21:11.63
62	Wendkos, David	39 AAA	21:41.81
63	Johnston, Michael B	60 PHX	21:42.70
64	Kelly, Patrick T	44 CMS	21:45.00
65	Dantas-McCutcheon, Matt	22 CUBU	21:45.94
66	Radcliff, David A	77 OREG	21:51.49
67	Burson, William W	66 CMS	22:00.00
68	Kelty, John W	42 FSSM	22:00.00
69	Larson, Allen J	58 OREG	22:06.56
70	Willis, Gregory B	62 LAPS	22:21.46
71	Frickey, Gary M	54 UNAT	22:25.40
72	Collins, Theodore	47 ARIZ	22:30.00
73	Marshall, William S	47 COM	22:30.00
74	Knopf, Thomas H	63 TOC	22:30.00
75	Knuth, Clark A	62 WMAC	22:37.79
76	Carew, Michael P	61 OREG	22:40.40
77	Daniels, Larry N	65 MAAC	23:00.00
78	McCarty, Thomas E	65 TOC	23:10.00
79	Williams, Frank	71 SDSM	23:11.00
80	Wares, Michael R	53 ARIZ	23:30.00
81	Lieb, Bob A	70 CMS	23:30.00
82	McDonnell, Michael P	26 LIB	24:00.00
83	Raffaelli, Larry L	68 VCM	24:00.00
84	Colonnese, Michael A	67 MVN	24:07.85
85	Bergstrom, Robert W	70 FMT	24:50.88
86	Everett, Douglas D	47 ARIZ	24:57.58
87	Bleuel, Bart S	69 VCM	24:59.00
88	Bahamon, Luis E	49 WH2O	25:00.00
89	Jones, Bob L	68 ARIZ	25:09.28
90	Allen, Doug	51 LVM	26:00.00
91	Good, Larry A	77 SLAM	26:10.30
92	Monahan, Richard S	69 METR	26:25.00
93	Fasbender, Barry A	73 STAN	26:25.41
94	Legaspi, Adrian	58 FLAQ	26:38.36
95	Wood, Craig A	70 ETEX	27:30.00
96	Bevier, Jack	78 HMS	28:55.00
97	Mullins, Stephen M	78 IM	29:00.00
98	Crosetto, Pat C	30 REDT	29:15.00
99	Miller, Jamie A	56 NCMS	29:21.21
100	Beach, Robert E	80 SPM	30:00.00
101	Stolz, Irwin W	81 GAJA	30:20.00
102	Cuevas, Miguel	70 SONO	31:10.50
103	McDanal, Steven K	67 CMS	33:30.00
104	Wolle, Jordan B	82 SDSM	34:00.00
105	Magee, Patrick J	69 HMS	40:00.00

#4 Women 1650 Yard Freestyle

Name	Age	Team	Seed Time
1	Hug, Laurie	46 1776	18:22.81
2	Thomas, Lillian M	27 TERR	18:32.56
3	Jones, Eney	50 DAMM	18:45.24
4	Lee, Kristi D	35 SAWS	19:00.00
5	Carlsen, Jeanne	52 LAPS	19:13.69
6	Ramnath, Fernette P	45 SYSM	19:29.51
7	Schickore, Jutta	46 DOC	19:36.05
8	Vanderpoel, Nicole L	46 CMS	19:40.55
9	Meyer, Marguerite	52 TOC	19:45.00
10	Richardson, Kim G	42 CMS	20:00.00
11	Warmuth, Stacey	54 VCM	20:03.11

2011 USMS Spring National Championships

Kino Aquatics Center

Psych Sheet - Thursday, April 28, 2011

#4 ... (Women 1650 Yard Freestyle)

12	Steadman Martin, Nancy	56 GSM	20:05.00
13	Hankins, Malena	37 GAJA	20:13.72
14	Stich, Chris S	33 WMAC	20:22.12
15	Hagadorn, Heather	46 CMS	20:29.00
16	DeLozier, Anna R	47 ARIZ	20:32.89
17	Sorenson, T J	44 MVN	20:54.92
18	McClurg, Erica L	40 PHX	21:00.00
19	Walker, Sarah E	26 CMS	21:09.86
20	Henry, B J	47 WCM	21:10.54
21	Dore, Mary G	47 NCMS	21:12.67
22	Thornton, Cindy	53 WM	21:14.02
23	Boodt, Heidi M	41 LVM	21:20.09
24	Nichols, Christine I	24 NEM	21:21.71
25	Benedict, Anita	47 HEAT	21:26.88
26	Haynie, Dee A	56 TOC	21:30.00
27	Gitzinger, Jennifer L	36 LIB	21:30.15
28	Wilson, Ann S	36 CRUZ	21:33.00
29	Hussey, June C	49 SLN	21:50.00
30	Sullivan, Tiffany J	26 LIB	21:50.93
31	Mellen, Jackie	29 COM	21:51.75
32	David, Nicole	43 DAM	21:56.74
33	Shore, Susan	48 WH2O	22:02.95
34	Quinn, Phyllis E	55 TOC	22:07.40
35	Shoenberger, Linda R	63 TAM	22:11.70
36	Derr, Kirsten L	46 CMS	22:22.71
37	Van Enkervoort, Krista R	37 WMAC	22:24.21
38	Dills, Suzanne L	66 PNA	22:44.53
39	Schwartz, Judith E	56 MELO	22:47.97
40	Laney, Judith B	58 CMS	23:00.00
41	Van Cleave, Julie M	52 WMAC	23:01.26
42	Kessinger, Katy L	56 UTAH	23:08.76
43	Mitchel, Sandy	51 ARIZ	23:14.45
44	Clutter, Cynthia G	51 HMS	23:14.51
45	Nicholson, Nancy A	54 SCA	23:15.72
46	Helmrich, Susan P	55 UNAT	23:22.00
47	Bauer, Jeannette M	61 SCA	23:30.62
48	Wegner, Karin M	38 LVM	23:32.13
49	Dillon, Sally A	64 PNA	23:35.36
50	Larson, Linda L	55 FLAQ	23:52.00
51	Lyman, Carolyn B	60 UTAH	23:54.42
52	Gray, Patty M	59 ARIZ	24:00.00
53	McDermott, Ann Y	56 NEM	24:00.00
54	Shaw, Lucy M	52 PNA	24:13.45
55	Strauss, Judy	56 MELO	24:49.36
56	Bernal, Genevieve M	31 WLAC	25:00.00
57	Wright, Jill M	60 SAWS	25:02.27
58	Olson, Mary B	61 MM	25:30.00
59	Rhue, Lynn M	59 CMM	25:50.30
60	Singer, Shannon R	41 PNA	26:00.00
61	Durrant, Betsy	69 VMST	26:55.66
62	Volz, Kristin R	37 FLAQ	27:20.34
63	Magee, Carolyn M	65 HMS	27:34.34
64	Crassier, Cecile	41 AGUA	27:40.00
65	Shockro, Ellen K	68 NOVA	28:29.09
66	Goldfarb, Amy	56 RGSC	28:30.00
67	Kirker, Amanda G	32 NOVA	29:04.19
68	Moore Barnett, Barbara	50 UNAT	29:20.00
69	Geoffrion, Helen	72 UCLA	30:33.00
70	Baptista, Barbara O	64 MAM	30:37.72

71	Caldwell, Dionne B	78 NOVA	31:24.93
72	Arnold, Patricia F	72 SMS	31:49.04
73	Henderson, Martha J	74 FACT	32:11.09
74	Marens, Susan E	69 VMST	32:13.49
75	Manheim, Lucy M	68 RMST	32:30.00
76	Sutherland, Kate	63 PNA	35:35.00
77	Bogue, Sherri L	47 FMM	37:00.00

Day 2 — Friday, April 29

Warm-up

6:00 a.m.-7:50 a.m.

Meet Start Time

8:00 a.m.

Men	Event	Women
5	400 IM	6
30 minute warm-up in competition pool		
7	50 butterfly	8
9	200 backstroke	10
Ransom Arthur Award presentation after men's 200 backstroke (20 minutes)		
11	100 breaststroke	12
13	50 freestyle	14
15/16	200 mixed free relay	15/16

Check-in Deadline for Day 2

The 400 IM is a positive check-in event. Check-in may be done in person at the registration area or online at usms.org.

Fri., April 29	400 IM	7:00 a.m.
----------------	--------	-----------

PLEASE NOTE:

If you do not check in by the deadline, you will not be seeded; there are no exceptions.

Entry Deadline for Day 3 (Saturday) Relays

Relays must be turned in at the relay desk.

Fri., April 29	200 mixed medley relay	4:00 p.m.
	men's 200 freestyle relay	
	women's 200 freestyle relay	

2011 USMS Spring National Championships
Kino Aquatics Center
Psych Sheet - Friday, April 29, 2011

#5 Men 400 Yard IM

Name	Age	Team	Seed Time
1 Santos, Roque J	43	WCM	4:10.11
2 Santoro, Antonio	28	WLAC	4:12.00
3 Palumbo, Gregory T	30	WH2O	4:13.20
4 Sims, David E	48	IM	4:17.22
5 Tuchler, Jim	46	IM	4:19.90
6 Wohl, Daniel P	26	BGSC	4:20.33
7 Baker, Dennis G	49	OREG	4:20.78
8 Hafner, Kevin T	36	MICH	4:21.97
9 Rasmussen, Anders M	47	TXLA	4:22.70
10 Shiosaki, Daniel T	26	RICE	4:25.00
11 Eickhoff, Randy M	45	SCA	4:25.00
12 Helfers, Edward D	28	NMMS	4:25.13
13 Winston, Zachary P	30	WH2O	4:26.61
14 Hooper, Matt	37	UNAT	4:27.24
15 Wadley, Brian	31	WH2O	4:27.47
16 Kays, David E	43	PNA	4:28.00
17 Mann, Michael T	56	CMS	4:28.69
18 Gallagher, Jose-Luis	34	CUBU	4:28.73
19 Anderson, Kirk H	51	CMS	4:30.00
20 Mc Kay, Matthew G	39	TOC	4:30.00
21 Shaffer, Mike G	45	VCM	4:30.00
22 Nelson, Kirk	40	PNA	4:30.67
23 Ecklund, Tait C	29	ROSE	4:33.25
24 Holland, Dave	43	VMST	4:33.89
25 Scott, Greg C	51	CMS	4:35.00
26 Erwin, Jeff T	46	SAWS	4:35.09
27 Cox, Michael J	33	CMS	4:35.52
28 Ashbeck, Jeff	36	ARIZ	4:36.36
29 Colella, Rick	59	PNA	4:36.70
30 Shake, Scott D	53	ARIZ	4:37.20
31 Mann, Jonathan E	50	CMS	4:37.79
32 Jaegers, Al	48	ARIZ	4:38.00
33 King, Phillip J	44	OREG	4:38.34
34 Boodt, Bradley N	43	LVM	4:38.69
35 Melanson, Edward L	48	CMS	4:39.27
36 Anderson, Bruce A	50	UNAT	4:39.77
37 Yeomans, Scott	47	GSM	4:39.90
38 Walker, Jon A	36	PNA	4:40.00
39 Scollon, Erik L	39	WH2O	4:40.11
40 Gogulski, David H	42	NITR	4:40.62
41 Puccio, Thomas F	44	SCA	4:41.92
42 Dozer, Gregory J	53	PHX	4:42.05
43 Dixon, Matthew N	48	AKMS	4:42.12
44 Nowak, Peter J	29	WMAC	4:43.45
45 Hamilton, Nathan	42	SNM	4:44.00
46 Finney, Peter C	43	MAM	4:44.40
47 Kondratev, Juri P	32	AGUA	4:45.00
48 Seibt, Andreas K	53	IM	4:45.00
49 Hiltabiddle, Steve	44	JAM	4:45.00
50 Hadley, Edward J	38	ARIZ	4:45.25
51 Mc Conica, Jim	60	VCM	4:45.65
52 Foley, TJ	41	NEM	4:46.37
53 Smith, David M	53	CRUZ	4:46.97
54 Lillard, Nick C	28	VACA	4:46.97
55 Adamavich, Doug P	42	ARIZ	4:48.20
56 Waud, Timothy P	43	OREG	4:48.45
57 Evans, Mark E	53	DAM	4:48.66
58 Hopson, Bruce E	45	SLAM	4:49.40

59 Clemmons, Jim	61	MAM	4:49.50
60 Cummings, Kenneth C	32	ARIZ	4:50.00
61 Jessop, Tyler W	18	DUCK	4:50.00
62 Gilchrist, Donald B	57	NCMS	4:50.00
63 Ellis, Andrew F	42	TERR	4:50.00
64 Lucero, Michael D	40	ROSE	4:50.87
65 Johnson, Kent M	42	PHX	4:51.37
66 Mulrooney, Matt J	29	NEM	4:51.51
67 Valley, Eric	49	PNA	4:51.58
68 Read, David M	42	FLAQ	4:52.02
69 McGiffin, Chris D	45	BERK	4:52.54
70 Reilly, Jeff M	49	1776	4:53.77
71 DiGiacomo, Mark N	29	ARIZ	4:54.97
72 Riley, John E	50	NCMS	4:55.00
73 Matysek, Jim	51	SYSM	4:55.02
74 Guadagni, Peter M	56	WCM	4:55.62
75 Ripic, Steve	38	MVN	4:55.63
76 Fernandez, Dickie	39	NOVA	4:56.22
77 Ashmore, Michael	39	SMSC	4:57.00
78 Lane, Kevin	54	SCA	4:57.01
79 Czekala, Steven R	51	WH2O	5:00.04
80 Johnson, Clifford H	59	SNM	5:00.51
81 Dolar, Kevin I	23	USF	5:01.07
82 Rubacky, Mark S	41	NEM	5:02.01
83 Duarte, Luis G	47	SYSM	5:03.00
84 Mason, Dave C	46	SCA	5:04.00
85 Hickman, Mark D	45	ARIZ	5:04.79
86 Jourdonnais, Craig S	51	MM	5:08.00
87 Kerns, Hubie	61	VCM	5:08.29
88 Treadway, R Kyle	50	UTAH	5:08.32
89 Day, Lawrence J	60	MICH	5:08.51
90 McLeod, Mark A	51	CSMT	5:09.29
91 Thomas, Bruce W	53	SCAQ	5:09.45
92 Pearlman, Ron	53	ROSE	5:10.00
93 Hollett, Peter G	51	NCMS	5:10.12
94 Montgomery, Mark	55	NOVA	5:10.21
95 Hendrick, Marty	53	FLAQ	5:10.88
96 Bright, David C	58	NEM	5:12.50
97 Cannon, Richard P	54	CVM	5:12.90
98 Nelsen, Steve N	50	PCAT	5:13.00
99 Rocha, Gonzalo	54	SONO	5:14.00
100 Hughes, John S	57	CMS	5:15.00
101 Adkison, Bill	55	RHMS	5:15.15
102 Garza, Richard J	23	FLAQ	5:15.88
103 Dantas-McCutcheon, Matt	22	CUBU	5:18.23
104 Ozun, Sabri	47	LVM	5:20.00
105 Morris, Stephen L	59	PCAT	5:20.00
106 Wright, Robert W	60	MOVY	5:20.20
107 Clark, David L	53	WMAC	5:20.23
108 Hoyne, Ron	55	IM	5:20.42
109 Enguidanos, Robert C	48	UNAT	5:20.46
110 Shaffer, Karl	52	UNAT	5:22.50
111 Springer, Douglas A	64	ARIZ	5:24.00
112 Karren, Kelly S	37	UNAT	5:24.00
113 Raine, Charlie	51	LAPS	5:26.64
114 Brown, Perry	59	NORT	5:27.75
115 McColly, Michael	65	PNA	5:28.00
116 Rudloff, Edward	63	TOC	5:28.93
117 Dobrosielski, Cris	41	SDSM	5:30.00
118 Blanco, Alonso O	36	MOST	5:32.30
119 Kutz, Mark D	55	VMST	5:32.92

120 Hoffmann, Paul G	55	WM	5:39.20
121 Dennis, D Craig	65	WCM	5:39.45
122 Ortiz, Keith	55	NMMS	5:42.93
123 Mc Gregor, Cary D	60	MAM	5:45.00
124 Willis, Gregory B	62	LAPS	5:45.47
125 Rollins, Bruce W	61	WMST	5:46.11
126 Campbell, Chris	50	MVM	5:51.00
127 Wolfe, Artie	71	CMS	5:55.90
128 Bailey, Hop	63	ARIZ	5:58.00
129 Laughlin, Terry	60	ADMS	5:58.64
130 Stern, Tom K	65	STAN	5:59.00
131 Burson, William W	66	CMS	6:00.00
132 Giles, George S	51	VACA	6:00.26
133 Cody, Frank J	70	MICH	6:22.00
134 Varner, Tim	60	CMS	6:23.98
135 McCarty, Thomas E	65	TOC	6:25.00
136 Raffaelli, Larry L	68	VCM	6:25.00
137 Anderson, Eric R	66	LAPS	6:30.00
138 Osborne, Oz	65	ELG	6:38.89
139 Good, Larry A	77	SLAM	6:40.40
140 Bleuel, Bart S	69	VCM	6:47.91
141 Fasbender, Barry A	73	STAN	6:53.56
142 Bolze, Joseph R	71	METR	6:53.93
143 Peng, Xiaohang	51	PCAT	7:00.00
144 Nelson, Ed E	71	LAPS	7:18.77
145 Smith, Dave	66	IM	7:20.68
146 Shearer, Douglas R	70	NEM	7:45.00
147 Allen, Doug	51	LVM	8:00.00
148 Walker, Thomas W	64	PNA	8:00.00
149 Cuevas, Miguel	70	SONO	8:01.00
150 Easterla, David A	73	MOVY	9:31.50

#6 Women 400 Yard IM

Name	Age	Team	Seed Time
1 Lewis, Cynthia J	35	NOVA	4:32.37
2 Parker, Emily S	25	SDSM	4:38.65
3 Newton, Rebecca L	34	SCA	4:38.87
4 Looney, Jessica	22	NEM	4:44.92
5 Milak, Emily A	28	ARIZ	4:45.19
6 Koch Davis, Laura K	34	WMST	4:45.45
7 Reynolds, Ellen M	46	SAWS	4:46.82
8 Welting, Lauren K	45	TOC	4:47.17
9 Ward, Lisa A	47	WCM	4:50.89
10 Hill, Laurel S	42	ARIZ	4:51.02
11 Day, Nadine K	40	DANY	4:54.00
12 Blocker, Vicki S	27	RICE	4:56.37
13 Schmidt, Karen	44	MVN	4:56.64
14 Van Erden, Jayme K	25	RMST	4:57.82
15 Hester, Jennifer L	27	SWOM	4:58.15
16 Hug, Laurie	46	1776	4:58.54
17 Blair, Heather E	25	OREG	4:59.29
18 Weiss, Sharon M	48	SNM	5:00.70
19 Myers, Danielle E	26	VMST	5:01.13
20 Carlson, Jennifer M	31	RMST	5:01.44
21 Tukua, Rebecca R	28	WCM	5:03.07
22 Hemelstrand, Julie A	26	ARIZ	5:03.33
23 Holman, Sara E	24	GSC	5:04.09
24 Duggan, Karen L	40	WCM	5:05.00
25 Lee, Jodi L	33	CMS	5:06.01
26 Santos, Debbie M	42	WCM	5:08.80
27 Osborn, Ahelee Sue M	53	UNAT	5:08.83

2011 USMS Spring National Championships
Kino Aquatics Center
Psych Sheet - Friday, April 29, 2011

#6 ... (Women 400 Yard IM)

28	Turner, Betsy	27 VMST	5:08.92	87	Cort, Hayley E	49 AGUA	5:55.50
29	Cook, Jenny L	53 UCLA	5:09.25	88	Hair, Margaret	56 HMS	5:55.56
30	Schneider, Leah R	26 WMAC	5:10.00	89	Boak, Carolyn	65 WMST	5:56.00
31	Rankin, Maureen T	40 PHX	5:10.33	90	Soso, Catherine	53 OAM	6:00.00
32	Stich, Chris S	33 WMAC	5:10.37	91	Hamel, Laura	46 SYSM	6:00.00
33	Fuchs, Lauren	24 CUBU	5:10.50	92	Dills, Suzanne L	66 PNA	6:01.14
34	Holman, Mary E	24 GSC	5:11.03	93	Labelle, Laura L	46 WH2O	6:03.47
35	Merritt, Erin M	27 AGUA	5:11.29	94	Hickel, Jessie J	52 PNA	6:04.09
36	Bezdek, Summer	26 ARIZ	5:13.00	95	Hearst, Lacie	27 LVM	6:10.00
37	Foley, Jacquelyn J	29 PNA	5:14.00	96	Quinn, Phyllis E	55 TOC	6:10.62
38	Carlsen, Jeanne	52 LAPS	5:14.12	97	Lynch, Evie S	58 ARIZ	6:15.00
39	Belliveau, Adrienne C	27 USF	5:15.00	98	Cantrell, Connie S	40 MICH	6:20.38
40	Werner, Haleigh A	42 PNA	5:15.50	99	Whiteside, Tina	36 PNA	6:20.75
41	Ramnath, Fernette P	45 SYSM	5:15.97	100	Lyman, Carolyn B	60 UTAH	6:22.37
42	Uhl, Alicia K	34 NCMS	5:16.01	101	Guthrie, Sally K	61 MICH	6:22.79
43	Henderson, Karen L	36 NMMS	5:17.60	102	Shaw, Lucy M	52 PNA	6:23.15
44	Shtikel, Liliya D	21 PNA	5:18.64	103	Welch, Sarah	64 PNA	6:23.24
45	Luallen-Egg, Andrea	45 GSM	5:18.99	104	Earley, Audrey	49 FCST	6:24.06
46	Iseppi, Esther	52 AMT	5:19.00	105	James, Katy	55 ARIZ	6:25.00
47	Vanderpoel, Nicole L	46 CMS	5:19.87	106	Wedaman, Karen P	58 VACA	6:34.83
48	Nelson, Judy A	50 CMS	5:20.00	107	Summers, Jeanna	57 OREG	6:34.92
49	Meyer, Marguerite	52 TOC	5:20.00	108	Larson, Linda L	55 FLAQ	6:37.20
50	Steadman Martin, Nancy	56 GSM	5:20.50	109	Ehrke, Nancy L	57 WMAC	6:38.22
51	Limke, Tobi L	36 NBAC	5:20.56	110	Schwartz, Judith E	56 MELO	6:45.00
52	Michalak, Melanie	27 CRUZ	5:21.16	111	Barnea, Daniela	67 STAN	6:51.47
53	Najjar, Ellie S	49 CMS	5:21.50	112	Young, Lydia L	62 CMS	6:51.90
54	Simmons, Cheryl A	44 ROSE	5:22.01	113	Pohlmann, Mary M	66 SLAM	6:55.75
55	Blessing, Leigh Ann	41 TCAM	5:22.04	114	Magee, Carolyn M	65 HMS	6:58.60
56	Egan, Caroline M	25 FCST	5:23.03	115	Kranpitz, Nancy	66 WMAC	7:05.83
57	Brown, Denise H	51 MICH	5:23.15	116	Tyler, A Susan	62 SNM	7:05.94
58	Stieber, Kelsey M	19 MICH	5:25.34	117	Volz, Kristin R	37 FLAQ	7:06.32
59	Nehrebecki, Helene	31 ARIZ	5:26.45	118	Toon, Terry Lynn M	51 FCST	7:06.75
60	Davis, Charlotte M	61 PNA	5:27.00	119	Bledsoe, Joyce P	51 NEM	7:09.25
61	Walker, Sarah E	26 CMS	5:27.50	120	Hughes, Cindy S	50 CMS	7:15.00
62	DeLozier, Anna R	47 ARIZ	5:28.00	121	Stretch, Nancy	71 TOC	7:25.00
63	Oerman, Voni M	50 CMS	5:28.34	122	Callaway, Linda S	58 MOST	7:25.61
64	Cole, Jacqueline H	30 LBG	5:29.27	123	Leventhal, Laura M	54 BGSC	7:30.14
65	Framke, Erin C	37 CMS	5:29.65	124	Caron, Aagje A	69 GBM	7:34.62
66	Park, Angela K	31 WLAC	5:30.00	125	Hlavacek, Ida M	68 VMST	7:36.15
67	Bunch, Brigid J	47 ARIZ	5:30.20	126	Myer, Cynthia J	58 IMSC	8:01.89
68	Dore, Mary G	47 NCMS	5:30.25	127	Geoffrion, Helen	72 UCLA	8:06.59
69	Sorenson, T J	44 MVN	5:31.24	128	Charles, Michelle K	50 PHX	8:15.00
70	Cerussi, Jane E	48 DAM	5:31.64	129	Marens, Susan E	69 VMST	8:38.94
71	Sinitz, Cheryl	42 WMAC	5:32.00	130	Burnett, Anne	71 PHX	9:53.76
72	Mellen, Jackie	29 COM	5:33.00	131	Munger, Peony	76 HMS	10:53.27
73	Valdez, Elaine S	55 MOST	5:33.59				
74	Perry, Rebecca R	46 MAM	5:34.00				
75	Good, Tricia	39 CMS	5:35.00				
76	Schickore, Jutta	46 DOC	5:35.14				
77	Shirriff, Janis L	49 USMS	5:36.12				
78	Kryka, Nancy	56 MINN	5:36.70				
79	Quitasol, Wendy	48 NBAC	5:38.14				
80	Scott, Sheryl L	48 NEM	5:40.00				
81	Uhl, Mary A	45 NMMS	5:45.00				
82	Liu, Ouida	30 USF	5:45.00				
83	Thomas, Michella M	45 SDSM	5:46.40				
84	Englert, Maribeth M	44 NMMS	5:49.66				
85	Reinhardt, Jennifer M	46 ARIZ	5:52.00				
86	Lerew, Teri L	45 ARIZ	5:54.77				

2011 USMS Spring National Championships
Kino Aquatics Center
Meet Program - Friday, April 29, 2011

#7 Men 50 Yard Butterfly

Lane	Name	Age	Team	Seed	Time
Heat 1 of 45 Finals					
2	Kelley, Art	85	ARIZ	1:15.00	
3	Piemme, Frank	86	LOST	40.89	
4	Rudloff, G Edward	87	TOC	41.00	
6	Knowles Sr, Percival A	80	SWIF	1:01.00	
7	Hoppe, Frederick J	83	SDSM	43.62	
8	McClow, Richard	80	NWSC	47.62	
Heat 2 of 45 Finals					
2	Erler, Richard C	75	LCM	48.51	
3	Bevier, Jack	78	HMS	45.52	
4	Smethurst, Everett W	76	NOVA	39.66	
5	Bailie, Bob	75	WMST	32.44	
6	Taft, Peter R	75	SCAQ	36.10	
7	Pesetsky, Walter	76	FLAQ	42.62	
8	Fritz, Jack R	78	ARIZ	46.92	
Heat 3 of 45 Finals					
2	Zuur, James	70	MPM	39.52	
3	Bledsoe, Dennis R	72	WCM	33.53	
4	Shaw, James F	70	RINC	32.10	
5	Freshley, Mike R	70	SDSM	28.90	
6	Farrell, Jeff	74	SBM	31.00	
7	Williams, Frank	71	SDSM	33.00	
8	Perilman, Jim E	72	WCM	36.40	
9	May, George	73	WMAC	44.81	
Heat 4 of 45 Finals					
2	Jones, Bob L	68	ARIZ	43.60	
3	Earp, Wyatt	65	ARIZ	35.00	
4	Freeman, Frank B	65	CVMM	34.45	
5	Osborne, Oz	65	ELG	32.79	
6	Kramer-Howe, Richard	69	ARIZ	34.20	
7	Anderson, Fred W	69	OREG	34.50	
8	Burr, Ken M	66	WCM	37.50	
Heat 5 of 45 Finals					
1	Daniels, Larry N	65	MAAC	31.00	
2	Straka, Peter	68	TYMS	30.65	
3	Van Baalen, Vinus	68	SDSM	29.94	
4	Olson, Robert H	66	WCM	28.80	
5	Abrahams, Richard T	66	CMS	26.80	
6	Elder, James E	67	TOC	28.00	
7	Greenfield, Harry W	65	O*H*	29.50	
8	Clark, Steve E	67	TOC	30.00	
9	Dennis, D Craig	65	WCM	30.91	
Heat 6 of 45 Finals					
2	Keller, John W	55	PNA	31.16	
3	Dougherty, Michael P	59	MM	30.93	
4	Holmes, David B	57	TOC	31.00	
5	Reeder, Bill D	58	PNA	31.57	
6	Stapley, John G	60	ARIZ	37.50	
7	Bortman, Henry (Camo)	60	USF	41.19	

Heat 7 of 45 Finals

1	Dodge, David R	64	CMS	33.00
2	Mc Clelland, Mac D	62	MAM	32.18
3	Cashel, Bob	62	GSM	30.52
4	Colby, Curt	61	CMS	30.45
5	Bernard, Alan D	61	MPM	29.31
6	Lintz, Steve	60	SNM	29.50
7	Meyerhoff, Rick	64	TAM	30.50
8	Velazquez, Cristobal	60	SONO	31.00
9	Weiner, H R	61	WMAC	32.50

Heat 8 of 45 Finals

1	Heck, Steven V	61	MOST	28.28
2	Wilder, Hugh	63	SRM	28.00
3	Gruber, Glenn A	61	VCM	27.93
4	DeWitt, Peter	60	DLMA	27.48
5	Bisbee, Leland S	64	ARIZ	26.17
6	Boster, Stephen R	60	DAMM	27.20
7	Tharp, Greg J	60	WMST	27.73
8	Derr, John M	62	VCM	28.00
9	Knopf, Thomas H	63	TOC	28.00

Heat 9 of 45 Finals

1	Peyton, Mike W	55	OREG	30.55
2	Fisk, Floyd M	59	SAWS	30.28
3	Tarajcak, Dan R	56	PHX	30.17
4	Hoffmann, Paul G	55	WM	29.80
5	McLintock, John	56	SDSM	29.68
6	Harris, Robert D	55	NEM	29.72
7	Joost, Ron D	55	PHX	30.11
8	Carvotta, Tom	56	ADMS	30.20
9	Kutz, Mark D	55	VMST	30.53

Heat 10 of 45 Finals

1	Fox, Richard E	55	ELG	29.60
2	Caligiuri, Dan A	55	UNAT	29.50
3	Tupitza, Charles W	56	WAVA	29.13
4	Delaney, Mike J	56	NEM	28.94
5	Ryder, Mike J	56	SNM	28.69
6	Williams, Bruce F	57	RICE	28.75
7	Shaw, Gary D	56	UTAH	29.03
8	Eggar, Jack D	58	ELG	29.15
9	Christie, Scott H	55	VCM	29.57

Heat 11 of 45 Finals

1	Bohlsen, Ross P	56	BLU	28.60
2	Taylor, Gordon S	59	PHX	28.47
3	Stanton, Wright	59	RGSC	28.01
4	Clark, Victor L	55	SLAM	28.00
5	Ross, Robert J	56	SCAQ	27.50
6	Fowler, Gregory L	57	MVN	27.77
7	Stehlin, Ed H	55	CMS	28.00
8	Wilson, Robert H	59	NMMS	28.20
9	Paul, Gordon M	58	CLOV	28.50

Heat 12 of 45 Finals

1	Heather, Michael R	56	MVN	27.50
2	Puhse, Neil	55	UNAT	27.28
3	Haufler, Steven E	58	OAM	27.24
4	Druz, Loren	55	WCM	27.00
5	Piecuch, John T	55	ARIZ	27.00
6	van Boer, Eric D	56	RHMS	27.00
7	Vandam, David K	55	TXLA	27.10
8	Adkison, Bill	55	RHMS	27.25
9	Mc Bride, Duncan Q	56	LAPS	27.41

Heat 13 of 45 Finals

1	Lindstedt, David P	55	LAPS	26.92
2	Martin, Doug	57	ARKM	26.30
3	Rider, Lee A	55	RHMS	26.00
4	Middleton, Marc D	59	BLU	24.97
5	Graham, Donald	56	PNA	24.78
6	Horner, Brad	56	WMAC	24.79
7	Gooding, Jack W	57	PCAT	26.00
8	Abbott, Rick E	56	AKMS	26.25
9	Von Hoffmann, Gerard	55	NOVA	26.50

Heat 14 of 45 Finals

2	Harnisch, Rodney (Scott)	47	PHX	35.18
3	Houghton, Ken	45	GSMS	30.17
4	Weber, Jeffrey S	49	WMAC	29.50
5	Anderson, Steven	45	VCM	29.70
6	McKamy, Michael F	48	OMAH	31.50
7	Downey, James E	50	HURY	33.61

Heat 15 of 45 Finals

1	Levy, Aaron	52	WH2O	33.41
2	Mortensen, Kevin L	51	UTAH	31.46
3	Broad, Matthew R	51	ABM	30.50
4	Traynor, John	51	IM	30.11
5	Kaczmarek, Mark A	54	WMAC	29.65
6	Wills, Ronald C	50	ARIZ	30.00
7	Orr, James W	52	PNA	30.20
8	Tulin, Bill	52	TAM	31.00
9	Irwin, John	50	UNAT	32.00

Heat 16 of 45 Finals

1	Hemstreet, Gregory A	51	NITR	29.50
2	Watkins, Doug	50	PPSL	29.17
3	Vargas, Daniel	50	ARIZ	28.79
4	Virjee, Fram M	50	LAPS	28.52
5	Wagoner, Victor	54	LAPS	28.50
6	Dahle, Gene M	51	MSMA	28.51
7	Allen, Peter J	52	WMAC	28.78
8	Bove, Kevin M	54	AAAA	29.10
9	Lysinger, Chris S	54	COM	29.50

Heat 17 of 45 Finals

1	Neiswonger, Richard J	51	MVN	28.50
2	Tomasik, Joseph E	50	SCAM	28.40
3	Graham, Errol	51	WH2O	28.40
4	Jourdonnais, Craig S	51	MM	27.90
5	Czekala, Steven R	51	WH2O	27.66
6	Lamour, Didier B	54	MINN	27.72
7	Tittle, Jeff N	52	NEP	28.00
8	Baird, Jeff A	51	PHX	28.40
9	Rowland, Jim	50	LIB	28.49

2011 USMS Spring National Championships

Kino Aquatics Center

Meet Program - Friday, April 29, 2011

Heat 18 (#7 Men 50 Yard Butterfly)

1	Wilson, Kurt E	51 CRUZ	27.50
2	Hafner, Paul A	50 ARIZ	27.20
3	Emison, Thomas W	52 MINN	27.00
4	Ballard, James T	53 WH2O	26.80
5	Smith, Darrell J	54 MINN	26.53
6	O'Brien, Kerry L	54 WCM	26.63
7	Mann, Jonathan E	50 CMS	26.92
8	Davis, Stephen M	52 SCA	27.07
9	Nelson, Kurt D	51 CMS	27.50

Heat 19 of 45 Finals

1	Murtagh, Patrick D	54 MM	26.50
2	Evans, Mark E	53 DAM	26.14
3	Reed, Clay F	54 CRUZ	25.76
4	Pogue, Jim H	50 MICH	25.56
5	Franklin, Sam D	53 LVM	25.50
6	Bank, Holden J	51 BLU	25.50
7	Heath, Robert H	54 MAM	25.60
8	Johnston, Mark A	50 CMS	26.00
9	Fisher, Dennis E	51 CSMT	26.42

Heat 20 of 45 Finals

1	Soltys, Ted J	50 NWSC	25.50
2	Kone, Bruce C	53 RICE	25.18
3	Specht, William L	53 SPM	25.08
4	Smith, Paul L	51 ARIZ	24.50
5	Bugg, Bob	53 GAJA	23.96
6	Carter, Paul V	53 TOC	24.00
7	Klein, Jonathan E	53 NCMS	24.94
8	Gibson, Dave	50 IM	25.10
9	Busacca, Brian T	51 UNAT	25.21

Heat 21 of 45 Finals

1	Froebel, Marc M	46 UNAT	28.78
2	Perkins, Martin	48 AAA	28.00
3	Camacho, Raymond E	46 WH2O	27.81
4	Henricks, Ed P	48 SNM	27.80
5	Taylor, Tim A	49 ARIZ	27.78
6	Ozun, Sabri	47 LVM	27.80
7	Martin, Rob D	45 PNA	27.81
8	Robinson, Rick A	48 ARIZ	27.85
9	Boileau, Michael G	49 CMS	28.55

Heat 22 of 45 Finals

1	Swanberg, Mike	49 AQST	27.70
2	Pins, Michael T	45 CMS	27.58
3	Blavatnik, Alex	46 FLAQ	27.50
4	Thompson, Garrett J	48 LVM	27.35
5	Whitney, Timothy C	46 PCAT	27.18
6	McKee, Steve	47 NMMS	27.20
7	Severance, David A	48 WMAC	27.45
8	Goodwin, Rob	46 CMS	27.52
9	Dajnowicz, Mark A	45 SCA	27.59

Heat 23 of 45 Finals

1	Mason, Dave C	46 SCA	27.10
2	Marx, Jeff	46 NITR	26.90
3	Gabriel, Noah	46 DBMS	26.85
4	Woudwijk, Rik	45 LAPS	26.79
5	Cleaver, Oliver	48 SAWS	26.50
6	Coates, Ed M	45 TXLA	26.54
7	Bright, John M	46 MVN	26.80
8	Shumate, Tim P	49 NOVA	26.89
9	Levy, Dan	45 WM	27.02

Heat 24 of 45 Finals

1	Helgason, Tryggvi	47 LVM	26.50
2	Chao, Hector	47 WCM	26.26
3	Carpenter, Michael J	46 MSMA	25.60
4	McCool, Chris	46 UNAT	25.10
5	Safa, Eddie	48 SCA	24.90
6	Patten, Bobby	48 DAMM	25.00
7	Stewart, Henry D	47 NCMS	25.15
8	Jimenez, Carlos A	46 RICE	25.81
9	Lentz, Randy	48 MINN	26.36

Heat 25 of 45 Finals

1	Eickhoff, Randy M	45 SCA	24.80
2	Jones, Brian A	45 NAM	24.75
3	Beatty, Dan C	45 GAJA	24.54
4	Segal, William N	46 JAM	23.97
5	Fulbeck, Kip	46 WMAC	23.39
6	Rasmussen, Anders M	47 TXLA	23.88
7	Scottoline, Brian P	46 STAN	24.40
8	Ponthier, Chuck	48 LAPS	24.55
9	Tittle, Kenneth W	48 WCM	24.78

Heat 26 of 45 Finals

1	Kelly, Patrick T	44 CMS	29.00
2	Wood, Jeffrey E	41 NEM	28.26
3	Gallagher, Sean W	42 DAMM	28.00
4	Belnap, Mark	41 UTAH	27.95
5	Sax, William C	42 GMUP	27.98
6	Ogorzelec, Gregg A	44 WH2O	28.14
7	Paxton, Sean C	42 ROSE	28.35
8	Castleton, Tom	39 ROSE	28.93
9	Wen, Patrick J	38 WCM	29.45

Heat 27 of 45 Finals

1	Smith, Bryan E	43 PNA	27.88
2	Hoyt, Brian K	44 CMS	27.50
3	Young, Michel F	40 VCM	27.38
4	Grazier, David E	40 CMS	27.25
5	Kirker, John J	40 NOVA	27.21
6	Johnson, Kent M	42 PHX	27.22
7	Muth, Daniel F	44 SCAQ	27.37
8	Powell, Steven T	43 LAPS	27.48
9	Beck, Jonathan P	40 SLAM	27.58

Heat 28 of 45 Finals

1	Boosin, Michael J	44 SCAQ	27.20
2	Skelly, Drew K	44 ROSE	27.13
3	Jacobs, Lee	41 NOVA	26.98
4	Blum, Kurt	41 ARIZ	26.85
5	Ellis, Andrew F	42 TERR	26.50
6	Kent, Aric E	40 MYST	26.68
7	Nicholas, Kent M	44 ARIZ	26.93
8	Young, Timothy	40 WMAC	27.00
9	Norman, Charles L	44 PNA	27.13

Heat 29 of 45 Finals

1	Baker, Andrew J	40 NEP	26.45
2	Harrison, Sean C	42 OCMT	26.30
3	Barr, J B	42 OMAH	26.06
4	Perry, Sam W	42 PHX	26.00
5	Eliasek, Steve	42 QMST	25.99
6	Montgomery, William D	44 ARIZ	26.00
7	Livingston, Terry	44 DBMS	26.00
8	Cordero, Billy	43 IM	26.10
9	Doherty, Todd S	40 PNA	26.41

Heat 30 of 45 Finals

1	Holland, Dave	43 VMST	25.97
2	Mitchell, Jeffrey A	42 MVN	25.79
3	Stackle, Kirk	43 NITR	25.50
4	McClung, Paton M	41 LJSM	25.17
5	Rosinski, Thomas J	41 CMS	25.00
6	Bartee, Todd A	41 TXLA	25.00
7	Gonzales, Mike S	44 CMS	25.32
8	Puccio, Thomas F	44 SCA	25.61
9	Brundage, Patrick W	44 ARIZ	25.81

Heat 31 of 45 Finals

1	Baleka, Siphwe K	40 UNAT	25.00
2	Mehok, George K	43 O*H*	24.85
3	Power, Michael L	43 WMAC	24.53
4	Duus, Gabe G	40 SWMS	24.50
5	Smit, Robbert-Paul A	42 CMS	24.40
6	Sumner, David M	40 MVN	24.50
7	Wermuth, Michael	43 UNAT	24.53
8	Henderson, Kevin C	41 NMMS	24.84
9	Gomez, Felipe	43 NCMS	24.95

Heat 32 of 45 Finals

1	Thomas, Joe C	41 LJSM	24.39
2	Williams, Neill	43 DCAC	23.62
3	Hiltabiddle, Steve	44 JAM	23.50
4	Decker, Nicholas W	43 NMMS	23.44
5	Dennison, Keith	40 LVM	23.11
6	Varozza, Mike J	43 TXLA	23.35
7	Unruh, Steven L	44 NITR	23.49
8	Moran, Marty	44 SCYM	23.61
9	Beatty, Mark S	42 GAJA	24.09

2011 USMS Spring National Championships
Kino Aquatics Center
Meet Program - Friday, April 29, 2011

Heat 33 (#7 Men 50 Yard Butterfly)

1	Wendkos, David	39 AAA	28.77
2	Beaver, Jack	38 PHX	27.30
3	Thayer, Jason W	39 IM	27.20
4	Finney, Scott P	35 MVM	27.12
5	Lilienthal, Jason	37 NMMS	26.99
6	Wong, Douglas L	35 CMS	27.05
7	Carlson, John	39 RMST	27.15
8	Rice, Kenneth A	36 PNA	27.29
9	Albino, Jorge E	36 SYSM	27.34

Heat 34 of 45 Finals

1	So, Stephen S	36 PHX	26.90
2	Nance, Chad A	38 O*H*	26.80
3	Spires, D C	37 PHX	26.69
4	Valle, Marc A	37 ARIZ	26.43
5	Rezek, Tony	38 MOVY	26.32
6	Cantrell, Mike S	39 MICH	26.34
7	Dongvillo, Mike	36 WLAC	26.50
8	Tomson, Farol L	39 GERM	26.77
9	Campbell, Brian	36 ARIZ	26.80

Heat 35 of 45 Finals

1	Tujo, Christian F	39 OREG	26.22
2	Gillilan, William J	39 NMMS	25.67
3	Wegner, Dan	39 LVM	25.12
4	Glass, Mark W	36 DAMM	24.94
5	Ohman, Niclas K	36 NEM	24.75
6	Goodison, Michael R	39 TERR	24.80
7	Leibrand, Daniel J	39 ARIZ	25.06
8	Karren, Kelly S	37 UNAT	25.59
9	Alex, Casey K	38 PNA	25.94

Heat 36 of 45 Finals

1	Schmerker, John T	35 PCAT	24.69
2	Gomes, Leonardo R	36 GB	24.30
3	Jacobson, Brian L	37 MINN	24.03
4	Delgado, Roberto E	36 NOVA	23.00
5	Davis, Josh C	38 MOST	22.79
6	Orris, Ron	38 NITR	22.81
7	Blessing, Tyler J	38 TXLA	23.23
8	Mull, Alec	39 MICH	24.19
9	Turner, Jason M	35 PHX	24.37

Heat 37 of 45 Finals

1	Gosa, Joshua M	30 WMAC	35.35
2	Hranac, Sean	32 PHX	28.84
3	Stanton, Jeremiah	30 RGSC	28.00
4	Guzman, Erik	31 WH2O	27.35
5	Summy, Jeff	34 IM	27.31
6	Wallach, Ted A	32 ARIZ	27.41
7	Boeke, Lonny	33 WLAC	28.50
8	Ramirez, Miguel	31 MVN	29.01

Heat 38 of 45 Finals

1	Chung, Jason J	30 CUBU	27.26
2	Graham, Nicholas A	32 UCLA	27.20
3	Bergstedt, Brent M	30 CMS	26.91
4	Mills, Jamie	34 LIB	26.66
5	Libit, Bryan A	32 WH2O	26.50
6	Sikich, Christopher P	32 NAST	26.52
7	De Los Santos, Carlos R	33 BDGR	26.73
8	Cova, Luis E	30 UNAT	27.00
9	di Filippo, Mario	34 CUBU	27.24

Heat 39 of 45 Finals

1	Asti, Trevor	33 MICH	26.00
2	Francis, Tyler M	30 VOSY	26.00
3	Brunson, Christopher D	30 WMAC	25.63
4	Daniels, Philip J	33 GAJA	25.42
5	Krajewski, Thomas J	32 ISF	24.80
6	Sabala, Michael C	30 UNAT	25.00
7	Keefe, Michael R	30 SWOM	25.51
8	Dallamura, Scott J	32 NCMS	25.93
9	Mulcahy, Ryan P	33 MGM	26.00

Heat 40 of 45 Finals

1	Holsman, Trent T	30 TOC	24.22
2	Robinson, Michael T	31 1776	23.93
3	Gallagher, Brendan M	30 GSM	23.39
4	Menezes, Marcio P	31 TXLA	23.00
5	Conway, Adam M	32 TVM	22.69
6	Doak, Kevin	30 MICH	22.72
7	Javorski, John	32 MGM	23.16
8	Morris, Chad	34 MGM	23.66
9	Greenwood, Scott C	33 TOC	24.00

Heat 41 of 45 Finals

3	Delphia, Collin A	24 UNAT	30.97
4	Curtisi, Nathan A	22 ARIZ	27.71
5	Whitefield, Benjamin G	21 PNA	27.76
6	Vimisljik, Jeremy	22 HMS	31.33
7	Cova Brito, Luis A	25 UNAT	26.70

Heat 42 of 45 Finals

1	Johnson, Luke B	28 HOPK	26.64
2	Van Slyke, Donald A	28 ARIZ	26.34
3	Ko, Scott Y	28 CMS	25.71
4	Ponce, Jose A	28 PHX	25.44
5	Clark, Samuel	25 HMS	25.02
6	Wallace, Wiley K	28 ARIZ	25.05
7	Smith, Gordon R	25 ARIZ	25.55
8	Miller, Joshua S	25 CSMT	25.92
9	Cleary, Kevin H	27 OREG	26.46

Heat 43 of 45 Finals

1	Hoedeman, John	28 UNAT	24.92
2	Taylor, Denton S	26 PHX	24.50
3	Thompson, Craig	25 WH2O	24.00
4	Ruch, David W	29 LJSM	23.50
5	Shores, Kyle M	25 PHX	22.50
6	Stephens, Mark C	27 STAN	23.47
7	Fisher, Zachary A	25 CSMT	23.50
8	Ziegler, Connor	25 UNAT	24.17
9	Meacham, Garth D	29 LVM	24.71

Heat 44 of 45 Finals

1	Fuller, Michael E	19 ROSE	27.46
2	Lintz, Ian M	24 SNM	27.10
3	Diaz-Arias, Lucas A	20 CMS	27.00
4	Peterson, Matthew A	21 HMS	26.90
5	Anderson, Travis W	23 ARIZ	26.26
6	Ieronimo, Tom J	22 ARIZ	26.49
7	Emanuelson, Justin P	18 NEP	26.90
8	Culver, Jacob M	22 MICH	27.08
9	Walsh, Thomas R	23 MINN	27.35

Heat 45 of 45 Finals

1	Freds, Keaton S	19 SWOM	26.22
2	Rodriguez, Miguel L	24 NCMS	25.80
3	Taylor, Dylan	24 PHX	25.49
4	Richard, Nathan D	23 UNAT	24.51
5	O'Brien, Mathew C	22 NEM	22.77
6	Chapman, Chris J	24 PNA	23.46
7	Vandruff, Thomas C	18 UNAT	24.99
8	Becherer, Justin C	18 DUCK	25.60
9	Fisk, Jared M	18 SAWS	25.87

#8 Women 50 Yard Butterfly

Lane	Name	Age	Team	Seed Time
------	------	-----	------	-----------

Heat 1 of 29 Finals

3	Sanddal, Charlotte E	88 MM	2:29.10
5	Caldwell, Dionne B	78 NOVA	51.58
6	Rooney, Joanne T	77 IM	1:13.00
8	Taylor, Carol	81 ARIZ	1:00.10

Heat 2 of 29 Finals

2	Henderson, Martha J	74 FACT	54.48
3	Stretch, Nancy	71 TOC	49.50
4	Case, Mary Ann	71 ARIZ	40.97
5	Clifford, Gynt	72 SDSM	40.34
6	Birkhead, Jane C	70 MOST	47.26
7	Bolar, Sally A	71 ARIZ	54.00

Heat 3 of 29 Finals

2	Shockro, Ellen K	68 NOVA	47.14
3	Kranpitz, Nancy	66 WMAC	38.45
4	Ward, Joy	68 OREG	37.00
5	Todd, Diana F	67 SNM	34.41
6	Frid, Barbara	69 OREG	35.70
7	Allen, Susan J	66 USF	38.00
8	Magee, Carolyn M	65 HMS	41.64
9	Ackley, Ella B	68 MM	52.72

Heat 4 of 29 Finals

3	Stanton, Susan G	58 MAM	43.82
4	Mullen, Margaret J	55 IM	51.61
5	Christenson, Candy J	64 WMAC	41.68
6	Hirakawa, Diane M	62 SDSM	45.62

Heat 5 of 29 Finals

1	Weston, Susan E	60 SDSM	40.10
2	McDowell, Teresa W	60 SLAM	36.20
3	Tyler, A Susan	62 SNM	34.61
4	LeClercq, Toni M	63 PNA	34.15
5	Murphy, Patricia B	60 UNAT	31.02
6	Roche, Carolyn M	60 CMS	33.00
7	Altman, Christie	61 ARIZ	34.45
8	Welch, Sarah	64 PNA	35.26
9	Felton, Anezka G	63 TOC	37.93

Heat 6 of 29 Finals

1	Renno, Kathy	58 ARIZ	42.49
2	Strauss, Judy	56 MELO	40.00
3	Meteyer, Beverly B	57 LVM	36.54
4	Yanson, Karen D	55 DLMA	35.89
5	Hilpert, Bess	55 TXLA	34.15
6	Kessinger, Katy L	56 UTAH	34.46
7	Wymelenberg, Lynn A	55 RMST	35.91
8	Litman, Jill	55 NEM	36.77
9	Stringer, Peggy L	59 MM	42.45

2011 USMS Spring National Championships
Kino Aquatics Center
Meet Program - Friday, April 29, 2011

Heat 7 (#8 Women 50 Yard Butterfly)

1	Lippold, Mary B	55 PNA	33.50
2	Maccurdy, Krissy	58 PCAT	32.50
3	Glassman, Debbie A	57 PNA	31.90
4	Morrison, Lynn	56 PCAT	30.90
5	Rosener, Karen K	57 CMS	29.97
6	Valdez, Elaine S	55 MOST	30.78
7	Maltry, Cynthia L	56 WMAC	31.19
8	Taylor, Barbara G	56 YCMS	32.38
9	Gray, Patty M	59 ARIZ	33.00

Heat 8 of 29 Finals

1	Hughes, Cindy S	50 CMS	45.00
2	Knowles, Nancy C	53 SWIF	37.57
3	Gibbs, Sue M	54 VACA	34.33
4	Mullaney, Amy B	50 ARIZ	33.50
5	Gardner, Deborah S	51 ARIZ	33.30
6	Kusseling, Brooke L	50 RMST	33.34
7	Carter, Ruth A	52 AKMS	33.99
8	Del Greco, Jane B	54 IM	36.19
9	Byrnes, Barbara G	54 USF	43.21

Heat 9 of 29 Finals

1	Garnier, Kathy L	50 CMS	32.80
2	Thornton, Cindy	53 WM	32.60
3	Leithiser, Mary Ellen	50 LAPS	32.00
4	Gaynor, Patty A	50 NEM	31.40
5	Strycker, Jana P	50 NBA	31.32
6	Lockhart, Christine N	52 UNAT	31.34
7	Stokes, Karin E	50 NEM	31.81
8	O'Brien, Charlene A	54 WCM	32.05
9	Frost, Kathryn M	51 UTAH	32.67

Heat 10 of 29 Finals

1	Groselle, Laura L	50 SYSM	31.00
2	Bennett, Lisa A	54 VMST	30.16
3	Ingraham, Susan R	51 MOST	30.00
4	Mc Call, Jane E	51 LAPS	29.36
5	Granger, Traci S	53 LAPS	27.50
6	Caswell, MJ	50 OREG	28.63
7	Heuer, Brigitte	50 WMST	29.61
8	Nelson, Judy A	50 CMS	30.10
9	Newell, Suzanne P	52 VMST	30.46

Heat 11 of 29 Finals

1	Ozun, Toni H	46 LVM	58.00
2	Benedict, Anita	47 HEAT	36.95
3	Bolivar, JoAnne M	48 PHX	35.79
4	Rodrigues, Shawn M	45 UNAT	35.67
5	Astra, Suzanne	45 ABM	35.41
6	Daniels, Karen K	49 SCA	35.75
7	Boileau, Ute C	48 CMS	36.00
8	Nance, Molly C	45 UNAT	38.00
9	Clapp, Christine J	44 CMS	42.00

Heat 12 of 29 Finals

1	Russello, Stacey D	47 SNOW	35.13
2	Alexander, Michi	47 WMAC	34.50
3	Schwartz, Lisa	48 IM	34.01
4	Emison, Pam H	46 MINN	34.00
5	Roose, Lynn R	47 WLAC	32.70
6	Thomas, Michella M	45 SDSM	33.50
7	Goodwin, Barbara S	46 LAPS	34.00
8	Dodd, Dina	47 BRS	34.06
9	Shore, Susan	48 WH2O	34.99

Heat 13 of 29 Finals

1	Washburn, Lynette A	47 CMS	32.11
2	Powers, Terry	48 MPM	32.09
3	Waeschle, Karen L	48 CMS	31.90
4	Stenford, Tani R	45 PNA	31.76
5	Groves, Lisa J	46 MACH	31.53
6	Jurek, Susan M	48 ARIZ	31.65
7	Lindahl, Lori	47 IM	31.87
8	Labelle, Laura L	46 WH2O	31.98
9	Coffee, Cassandra	49 MPM	32.10

Heat 14 of 29 Finals

1	Halford, Karen W	45 SPCO	31.40
2	McCue, Marika W	48 PHX	30.95
3	Hunt, Allison	47 ALMA	30.45
4	Kuwahara, Lisa K	48 UTAH	30.29
5	Smith, Laura K	45 ARIZ	30.01
6	Cleavenger, Becky	47 CVMM	30.02
7	Rearwin, Laura	46 OJAI	30.40
8	Waldron, Patricia H	49 NCMS	30.86
9	Uppstrom, Noreen L	46 SLAM	31.33

Heat 15 of 29 Finals

1	Adams, Kari S	45 LVM	29.95
2	Block, Andrea J	49 IM	28.55
3	Godges, Arlette A	46 SCAQ	28.50
4	Scott-Kube, Anna T	48 CMS	27.50
5	Dahl, Lisa A	49 PNA	26.36
6	Voorhees, Carolyn C	49 MARY	27.50
7	Wygall-Springer, Dianne L	45 ARIZ	28.19
8	Delmage, Arlene	48 OREG	28.50
9	Rapuano, Lisa O	45 NBAC	28.92

Heat 16 of 29 Finals

1	Broncucia, Stacy L	42 CMS	35.85
2	Mare, Jeannette L	44 ARIZ	34.00
3	Scobbie, Karen	42 MGM	33.54
4	Hannon, Martina V	40 LVM	32.09
5	Quarantino, Aimee M	41 CMS	31.50
6	Boodt, Heidi M	41 LVM	32.09
7	Cooperrider, Beth C	43 ARIZ	32.09
8	Strickland, Lacey	41 ARIZ	33.74
9	Hoover, Kim L	44 MOVY	34.20

Heat 17 of 29 Finals

1	Jackson, Nicole	41 WMAC	31.46
2	Sinitz, Cheryl	42 WMAC	31.18
3	Caterson, Gretchen	44 SCA	30.94
4	Blessing, Leigh Ann	41 TCAM	30.79
5	Martin-Sherlock, Ann L	41 MOVY	30.18
6	Tobey, Stacey W	42 CMS	30.67
7	Lamph, Becky L	43 LVM	30.80
8	Settimi, Nora	40 WMAC	31.14
9	Cantrell, Connie S	40 MICH	31.21

Heat 18 of 29 Finals

1	Goodale, Rainy M	41 NEM	30.04
2	Barr, Julie	40 OMAH	29.22
3	Seider, Wenke K	41 OJAI	28.50
4	Day, Nadine K	40 DANY	28.16
5	Hart, Sheri L	40 PNA	26.99
6	Smith, Jody L	42 MVM	27.53
7	Carlson, Jenni	40 SCAQ	28.28
8	Armstrong, Mary C	43 PNA	28.68
9	Jurey, Mary K	44 TXLA	29.64

Heat 19 of 29 Finals

1	Tobler, Ellen	39 IM	36.44
2	Gitzinger, Jennifer L	36 LIB	33.45
3	Kjellberg, Ulrike S	35 NEM	32.93
4	Koehn, Suzy	39 NMMS	32.96
5	Molina, Patricia A	35 NITR	36.06
6	Reilly, Catie L	30 TOC	31.40
7	Van Horn, Alaina L	30 CUBU	30.54
8	Ingoldsby, Laura K	31 FLAQ	31.30
9	Bernal, Genevieve M	31 WLAC	31.68

Heat 20 of 29 Finals

1	Helliwell, Jessica M	35 MVN	32.81
2	Wilson, Ann S	36 CRUZ	32.00
3	Tate, Julie	38 UTAH	31.61
4	Mcquaid, Lauren M	36 NBAC	31.05
5	Fernandez, Jennifer L	37 RAMS	30.58
6	Wortley, Michelle L	35 CMSC	31.00
7	Jacobson, Kristan N	38 QMST	31.17
8	Weiser, Sabine	37 WMST	31.83
9	McEwen, Kathryn A	38 ARIZ	32.00

Heat 21 of 29 Finals

1	Lawrie, Dawn J	35 COLU	30.52
2	Zajdzinski, Margaret M	39 ARIZ	30.07
3	Schaetz, Trina R	38 WMAC	28.28
4	Hedges, Megan	38 NOVA	27.81
5	Braun, Erika L	39 NCMS	25.82
6	Hugo, Brandy N	38 WSSC	25.98
7	Speckman, Channa L	36 CMS	28.00
8	DeHaven, Kathleen	39 CMS	28.49
9	Gleason, Katherine K	37 ARIZ	30.15

2011 USMS Spring National Championships

Kino Aquatics Center

Meet Program - Friday, April 29, 2011

Heat 22 (#8 Women 50 Yard Butterfly)

1	Frisch, Alexandria	32 REDT	30.50
2	Gustafson, Aubree M	30 OREG	30.01
3	Melsen, Krisie M	30 SCYM	29.94
4	Pitney, Nancy J	33 ARIZ	29.42
5	Uhl, Alicia K	34 NCMS	29.05
6	Schneider, Erin E	32 WMAC	29.35
7	Pelletier, Hillary	34 NEM	29.94
8	Nehrebecki, Helene	31 ARIZ	29.96
9	Jock, Jessica L	32 ADMS	30.24

Heat 23 of 29 Finals

1	Lyons, Katie A	30 TOC	28.70
2	Wilhite, Noelle M	31 IM	28.50
3	Coulter, Tamara A	34 PNA	27.59
4	Guzman, Shanna L	34 TOC	27.36
5	Inada, Noriko	32 PHX	27.00
6	Vucinich, Elizabeth A	30 WH2O	27.25
7	Olsen, Rebekah	30 MVN	27.58
8	Bill, Kimberly A	30 NCMS	28.20
9	Worden, Michelle B	33 ARIZ	28.62

Heat 24 of 29 Finals

1	Winston, Jamina C	27 ARIZ	39.00
2	Sajn, Catherine	28 MGM	31.15
3	Teller, Jordan	27 MM	30.74
4	Lacy, N Markell	27 FCST	30.32
5	Fritz, Meredith G	25 WLAC	30.28
6	Lamour, Cecile D	26 MINN	30.50
7	Ubach, Joana C	25 TOC	30.90
8	Batzer, Tunisia A	28 VACA	32.10

Heat 25 of 29 Finals

1	Eddy, Christina A	29 ARIZ	30.20
2	Liberty, Laurel M	29 LIB	29.57
3	Fosha, Gretta E	28 CMS	28.85
4	Hester, Jennifer L	27 SWOM	28.49
5	Reilly, Erin P	25 TOC	28.00
6	Busche, Kelly C	26 ARIZ	28.39
7	Davidoff, Cara	25 TOC	28.50
8	Braniecki, Ashley L	25 ADMS	29.30
9	Michalak, Melanie	27 CRUZ	30.05

Heat 26 of 29 Finals

1	Schneider, Leah R	26 WMAC	27.50
2	Milak, Emily A	28 ARIZ	27.50
3	Urbatchka, Lindsey E	27 ARIZ	27.37
4	Cefalu, Sarah	25 WH2O	26.36
5	McHugh,Carolynn F	27 SWOM	25.43
6	Peterson, Stacy E	29 UNAT	26.10
7	Vukmanic, Jill A	27 1776	26.57
8	Bjorklund, Erika	25 MINN	27.41
9	Dorr, Mc Call J	29 TOC	27.50

Heat 27 of 29 Finals

2	Sharrett, Joanna	21 HMS	37.08
3	Breitweiser, Carly	20 UTAH	35.24
4	Hardwick, Lisa M	23 MTMS	31.90
5	Dowdle, Angela M	22 PNA	33.00
6	Henderson, Sierra	19 HMS	36.00
7	Tegeler, Kara	21 HMS	40.00

Heat 28 of 29 Finals

1	Nichols, Christine I	24 NEM	31.87
2	Pulley, Katherine R	20 UTAH	31.20
3	Stanton, Elora M	22 RGSC	30.90
4	Rasch, Bettina	20 CUBU	30.15
5	Shinoda, Kathryn E	24 FCA	29.91
6	Lecoq, Michela M	19 PNA	29.96
7	St. Sauveur, Katelyn	22 ARIZ	30.60
8	Dickman, Rachel E	24 MGM	31.00
9	Robinson, April K	21 DUCK	31.53

Heat 29 of 29 Finals

1	Arnold, Haley M	22 UNAT	29.70
2	Ciemniecki, Shanda M	23 ARIZ	29.31
3	Yoshimura, Stephanie	24 AWJ	28.70
4	Parra, Madeline	23 NCMS	28.43
5	Valenzuela, Candace C	23 PHX	27.20
6	Bonner, Jessica C	21 RAMS	27.50
7	Elias, Tiffany M	23 PHX	28.70
8	LoCicero, Katie A	21 IM	29.18
9	Atkin, Nichole D	24 ARIZ	29.64

#9 Men 200 Yard Backstroke

Lane	Name	Age	Team	Seed	Time
------	------	-----	------	------	------

Heat 1 of 19 Finals

2	Quinn, Patrick J	80	ADMS	4:40.61
3	Bauman, John H	80	WMAC	3:57.51
4	Miller, Bob K	81	ARIZ	3:05.11
5	Kimball, Ken	80	SDSM	4:08.15
6	Webster, Dale A	85	SDSM	4:09.83
7	Roudebush, George M	86	PNA	5:04.07

Heat 2 of 19 Finals

1	Mullins, Stephen M	78	IM	3:50.00
2	Smethurst, Everett W	76	NOVA	3:20.00
3	Good, Larry A	77	SLAM	3:05.58
4	Thayer, George D	75	OREG	3:12.50
5	Coles, Bill A	75	SDSM	3:36.57
6	Eissing, Frank E	71	ARIZ	3:55.00
7	Bergstrom, Robert W	70	FMT	3:30.48
8	Nelson, Ed E	71	LAPS	3:50.00

Heat 3 of 19 Finals

1	Dykstra, Bill	74	GOLD	3:28.10
2	Shearer, Douglas R	70	NEM	3:27.00
3	Jacobs, David B	71	ARIZ	3:25.00
4	Fasbender, Barry A	73	STAN	3:09.69
5	Wolfe, Artie	71	CMS	2:39.50
6	Bledsoe, Dennis R	72	WCM	3:07.20
7	Shaw, James F	70	RINC	3:15.00
8	Learmonth, William R	71	O*H*	3:25.41
9	Wood, Craig A	70	ETEX	3:28.00

Heat 4 of 19 Finals

2	Kristek, Tom	54	NITR	2:30.00
3	Hendrick, Marty	53	FLAQ	2:24.23
4	Treiman, Gerald S	50	UTAH	2:24.43
5	Fuchs, Earl D	54	PHX	2:41.00
6	Brzezinski, Jay	64	PALM	2:41.92
7	Walker, Thomas W	64	PNA	3:40.00
8	McDanal, Steven K	67	CMS	3:55.00

Heat 5 of 19 Finals

1	Monahan, Richard S	69	METR	3:37.00
2	Woods, Tom M	68	VMST	2:57.00
3	Boak, Thomas D	67	WMST	2:52.00
4	Kremer, James N	65	CMS	2:50.00
5	Burns, Richard	67	TAM	2:25.00
6	McColly, Michael	65	PNA	2:29.95
7	Raffaelli, Larry L	68	VCM	2:50.00
8	Anderson, Eric R	66	LAPS	2:55.00
9	McCarty, Thomas E	65	TOC	3:15.00

Heat 6 of 19 Finals

1	Willis, Gregory B	62	LAPS	2:41.09
2	Warner, Frank	62	PNA	2:34.50
3	Tharp, Greg J	60	WMST	2:23.84
4	Bryan, Todd A	60	CMS	2:20.20
5	Mc Conica, Jim	60	VCM	2:13.13
6	Wilder, Hugh	63	SRM	2:18.50
7	Bell, Alan	61	PNA	2:22.39
8	Lucas, James B	60	SCAQ	2:27.80
9	Lawrie, Jim	64	SNM	2:40.00

Heat 7 of 19 Finals

1	Evans, Andrew C	55	MACA	2:43.93
2	Hoffmann, Paul G	55	WM	2:32.10
3	Miller, Spencer	55	NEM	2:28.90
4	Meyer, Kenneth G	55	ELG	2:24.50
5	Thompson, Frank L	59	MICH	2:21.82
6	Comfort, Mark S	57	MM	2:24.00
7	Hughes, John S	57	CMS	2:26.30
8	Morris, Stephen L	59	PCAT	2:30.00
9	Fisk, Floyd M	59	SAWS	2:33.81

Heat 8 of 19 Finals

1	Johnson, Clifford H	59	SNM	2:20.35
2	van Boer, Eric D	56	RHMS	2:20.00
3	Edwards, Wes	57	SWMS	2:11.50
4	Supple, Robert C	56	NMMS	2:10.00
5	Barton, Tom	55	PCAT	2:03.00
6	Djang, Philipp A	56	RHMS	2:09.00
7	Ferroggiaro, Fred	57	TOC	2:10.00
8	Abbott, Rick E	56	AKMS	2:15.00
9	Bright, David C	58	NEM	2:20.00

Heat 9 of 19 Finals

1	Benner, Tord E	51	NOVA	2:22.84
2	Holthus, Brian K	53	MINN	2:21.26
3	Rocha, Gonzalo	54	SONO	2:21.00
4	Nelson, Kurt D	51	CMS	2:20.50
5	Riley, John E	50	NCMS	2:16.00
6	Sidenberg, Phil	54	SCA	2:20.00
7	Maggion, Andrew F	54	GSM	2:20.50
8	Hamm, Michael L	53	HMS	2:21.18
9	Hathaway, David	50	OREG	2:22.17

2011 USMS Spring National Championships
Kino Aquatics Center
Meet Program - Friday, April 29, 2011

Heat 10 (#9 Men 200 Yard Backstroke)

1	Smith, David M	53 CRUZ	2:13.95
2	Ballard, James T	53 WH2O	2:12.00
3	Kone, Bruce C	53 RICE	2:09.73
4	Kammerer, Richard F	53 RICE	2:09.20
5	Shake, Scott D	53 ARIZ	2:04.11
6	Klein, Jonathan E	53 NCMS	2:05.09
7	Specht, William L	53 SPM	2:09.50
8	Tallman, Karl G	52 CRUZ	2:09.83
9	Strickland, Robert L	51 MSMA	2:12.50

Heat 11 of 19 Finals

1	Scharf, Mark D	49 ELG	2:42.16
2	Mc Ginley, Patrick B	47 ROSE	2:22.83
3	Daugherty, Gordon	45 UNAT	2:19.71
4	Lewis, Mike J	46 UNAT	2:15.00
5	Goldschmidt, Aaron	48 SBM	2:14.00
6	Melanson, Edward L	48 CMS	2:14.31
7	Bright, John M	46 MVN	2:15.00
8	Freund, John D	48 MINN	2:22.74
9	Gabriel, Noah	46 DBMS	2:23.35

Heat 12 of 19 Finals

1	Duarte, Luis G	47 SYSM	2:13.00
2	Yeomans, Scott	47 GSM	2:11.90
3	Hickman, Mark D	45 ARIZ	2:10.14
4	Switzer, Keith M	48 BLU	2:05.00
5	Stevenson, Chris L	46 VMST	1:55.05
6	Breazeale, Nathan M	47 TXLA	2:02.37
7	Chao, Hector	47 WCM	2:06.46
8	Hopson, Bruce E	45 SLAM	2:11.43
9	Dixon, Matthew N	48 AKMS	2:12.75

Heat 13 of 19 Finals

2	Pohnert, Steven C	41 RMST	2:43.09
3	Grazier, David E	40 CMS	2:15.89
4	Tester, Bram P	42 WH2O	2:14.21
5	Jacobi, Jim N	43 PCAT	2:13.39
6	Davis, William A	43 NCMS	2:13.50
7	Kuykendall, Jeff J	41 MVN	2:15.48
8	Jones, Kenton R	43 SDSM	2:20.56

Heat 14 of 19 Finals

1	Cordero, Billy	43 IM	2:13.30
2	Carter, Brandon J	40 MMSW	2:12.50
3	King, Phillip J	44 OREG	2:08.12
4	Nygren, Mats O	44 PNA	2:04.00
5	Davis, Ross C	44 WMST	1:59.59
6	Dickson, Kurt F	43 ARIZ	2:01.63
7	Perry, Sam W	42 PHX	2:05.00
8	Borton, Dan	43 ROSE	2:12.20
9	Mench, Edward H	44 SYSM	2:12.54

Heat 15 of 19 Finals

2	Hatch, Eric	36 IM	2:23.51
3	Hadley, Edward J	38 ARIZ	2:18.31
4	Ashmore, Michael	39 SMSC	2:14.79
5	Nakahodo, Sidney	35 NCYM	2:15.00
6	Houldsworth, Duncan A	35 MVN	2:19.95
7	Strahota, Jeffrey R	30 TERR	2:15.47
8	Chung, Jason J	30 CUBU	2:18.29

Heat 16 of 19 Finals

1	Thayer, Jason W	39 IM	2:14.00
2	Nance, Chad A	38 O*H*	2:11.10
3	Hooper, Matt	37 UNAT	2:04.50
4	Mc Kay, Matthew G	39 TOC	1:59.10
5	Mitchell, Justin W	35 WLAC	1:57.12
6	Wainwright, Joel M	37 ARIZ	1:58.86
7	Nordmann, Michael T	38 WMST	2:02.51
8	Iglesias, Rodrigo J	35 LJSM	2:10.00
9	Scollon, Erik L	39 WH2O	2:11.11

Heat 17 of 19 Finals

1	Kaufmann, Jon C	34 WH2O	2:13.66
2	Olver, Brian J	33 WH2O	2:04.50
3	Wight, R Alan	30 SWOM	2:00.99
4	Robinson, Michael T	31 1776	2:00.29
5	Chadeayne, Andrew	31 DCM	1:55.00
6	Herman, Adam L	31 UNAT	2:00.00
7	Cox, Michael J	33 CMS	2:00.42
8	Greves, Richard	33 NEM	2:01.55
9	Cummings, Kenneth C	32 ARIZ	2:11.00

Heat 18 of 19 Finals

2	DiGiacomo, Mark N	29 ARIZ	2:11.15
3	Wensley, Ryan	25 ROSE	2:05.00
4	McCaffrey, Garrett W	28 PHX	1:58.51
5	Bellamy, Robert D	29 NOVA	1:57.22
6	Hadley, Eric M	27 ARIZ	1:57.25
7	Campione, Dan	25 MGM	2:03.13
8	Shiosaki, Daniel T	26 RICE	2:05.00

Heat 19 of 19 Finals

2	Gonzales, Robert V	22 PHX	2:15.13
3	Weston III, Raymond C	22 NIAG	2:11.81
4	Alban, Doug M	24 NBAC	1:56.26
5	Silva, Nelson	24 ROSE	1:45.50
6	Frantz, Robert S	23 NCMS	1:51.62
7	Laney, Maxwell B	23 ARIZ	1:58.21
8	Sprinkle, Baden P	23 HMS	2:14.80
9	Rhodes, Kevin R	18 DUCK	2:17.00

#10 Women 200 Yard Backstroke

Lane	Name	Age	Team	Seed Time
------	------	-----	------	-----------

Heat 1 of 18 Finals

1	Listug, Mary L	79 ARIZ	5:40.26
2	Stevens, Ann B	77 IM	4:40.00
3	Wheatley, Diane	77 MOST	4:37.14
4	Munger, Peony	76 HMS	5:08.31
5	Murray, DJ	81 LCM	4:59.72
6	Kinney, Nancy	82 PHX	3:49.72
7	Goggin, Georgia	81 MOST	4:44.56
8	Kornfeld, Maurine E	89 MVN	5:53.30
9	Sanddal, Charlotte E	88 MM	6:17.63

Heat 2 of 18 Finals

2	Harden, Gaile	71 ARIZ	4:54.17
3	Arnold, Patricia F	72 SMS	4:06.93
4	Henderson, Martha J	74 FACT	4:01.08
5	Jebe, Margit H	72 T2NM	3:30.00
6	Jordan, Betsy T	74 SDSM	3:50.00
7	Getzender, Janet J	70 PNA	4:02.97
8	Burnett, Anne	71 PHX	4:33.04

Heat 3 of 18 Finals

1	Balding, Dolores F	68 ARIZ	4:32.78
2	Case, Malinda J	69 ARIZ	3:53.35
3	Anziano, Marcia	66 CMS	3:42.44
4	Apodaca, Joyce R	67 ARIZ	3:45.00
5	Manheim, Lucy M	68 RMST	4:02.33
6	Seidler, Jeanne E	64 WMAC	5:15.32
7	Stigers, Penny O	64 ARIZ	4:00.00
8	Stark, Carol R	62 OREG	4:29.87

Heat 4 of 18 Finals

1	Adams, Carol H	67 NEM	3:30.69
2	Bednar, Christy	66 DAMM	3:21.86
3	Coburn, Mary Anne	69 NWSC	3:16.47
4	Marr, Jackie M	67 SDSM	2:57.35
5	Dills, Suzanne L	66 PNA	2:50.17
6	Ward, Joy	68 OREG	2:57.20
7	Pohlmann, Mary M	66 SLAM	2:57.70
8	Allen, Susan J	66 USF	3:20.00
9	Hlavacek, Ida M	68 VMST	3:23.83

Heat 5 of 18 Finals

1	Krucker, Kathy A	62 ARIZ	3:18.08
2	Montrella, Beverly J	64 MVN	3:10.06
3	Wright, Jill M	60 SAWS	3:00.93
4	McDowell, Teresa W	60 SLAM	2:58.87
5	Lyman, Carolyn B	60 UTAH	2:51.82
6	Preissler, Stella	62 PNA	2:54.65
7	Schmidt, Jonelle	60 ARIZ	3:00.00
8	Young, Lydia L	62 CMS	3:07.23
9	Casey, Kathrine J	62 PNA	3:15.40

Heat 6 of 18 Finals

1	Callaway, Linda S	58 MOST	3:34.32
2	Braaten, Kitten	55 VMST	3:06.93
3	Helmrich, Susan P	55 UNAT	3:01.00
4	Mitchell, Alison A	56 MVN	2:59.81
5	Dougherty, Mindy M	58 MVN	3:01.28
6	Richardson, Anita	55 NCMS	3:30.95
7	Mortensen, Cheryl L	46 WMAC	2:53.10
8	Commons, Trisha M	47 MVN	2:55.32

Heat 7 of 18 Finals

1	Larson, Linda L	55 FLAQ	2:55.52
2	Quinn, Phyllis E	55 TOC	2:52.23
3	Maltry, Cynthia L	56 WMAC	2:45.00
4	Lynch, Evie S	58 ARIZ	2:35.43
5	Val, Laura B	59 TAM	2:30.00
6	Steadman Martin, Nancy	56 GSM	2:32.50
7	Gundred, Barb L	59 PNA	2:40.22
8	Ottati, Chris	55 WCM	2:52.00
9	James, Katy	55 ARIZ	2:55.00

Heat 8 of 18 Finals

1	McAllister, Jeanne S	52 NITR	3:24.00
2	Corliss, Linda L	51 NMMS	3:05.00
3	Artwick, Jayne	50 IM	2:47.94
4	O'Brien, Charlene A	54 WCM	2:41.86
5	Thornton, Cindy	53 WM	2:41.50
6	Hajost, Cynthia M	51 RMST	2:43.23
7	Sutherland, Erica	51 MPM	2:55.05
8	Sotelo, Sophia S	50 WCM	3:10.00
9	Diddams, Margaret A	49 PNA	2:50.00

2011 USMS Spring National Championships

Kino Aquatics Center

Meet Program - Friday, April 29, 2011

Heat 9 (#10 Women 200 Yard Backstroke)

1	James, Paula	52 LVM	2:40.40
2	Mc Call, Jane E	51 LAPS	2:36.21
3	Meyer, Marguerite	52 TOC	2:32.34
4	Warmuth, Stacey	54 VCM	2:24.82
5	Osborn, Ahelee Sue M	53 UNAT	2:18.42
6	Bailey, Monica M	50 ARIZ	2:24.14
7	Oliver, Karen M	51 UTAH	2:31.56
8	Goodman, Ann R	51 OREG	2:33.66
9	Brightwell, Kim M	51 RMST	2:37.41

Heat 10 of 18 Finals

1	Fordham, Jennifer	47 PNA	2:43.99
2	Labelle, Laura L	46 WH2O	2:38.21
3	Najjar, Ellie S	49 CMS	2:37.56
4	DeLozier, Anna R	47 ARIZ	2:34.50
5	Stenfjord, Tani R	45 PNA	2:32.40
6	Shirriff, Janis L	49 USMS	2:32.86
7	Cerussi, Jane E	48 DAM	2:36.83
8	Hagadorn, Heather	46 CMS	2:38.00
9	Lerew, Teri L	45 ARIZ	2:42.58

Heat 11 of 18 Finals

1	Perry, Rebecca R	46 MAM	2:31.80
2	Vanderpool, Nicole L	46 CMS	2:30.55
3	Ramnath, Fernette P	45 SYSM	2:27.45
4	Bunch, Brigid J	47 ARIZ	2:19.49
5	Reynolds, Ellen M	46 SAWS	2:09.69
6	Ward, Lisa A	47 WCM	2:15.53
7	Luallen-Egg, Andrea	45 GSM	2:23.43
8	Petersen, Charlotte	46 SPM	2:28.00
9	Uppstrom, Noreen L	46 SLAM	2:30.90

Heat 12 of 18 Finals

1	Sherwood, Devon	40 OAM	2:51.98
2	Sussman, Heidi R	42 CRUZ	2:36.01
3	Stewart, Ann K	40 GOLD	2:36.55
4	Stieber, Kelsey M	19 MICH	2:33.00
5	Hennessey, Megan J	24 UNAT	2:42.65
6	Egan, Caroline M	25 FCST	2:35.00
7	Hearst, Lacie	27 LVM	3:10.10
8	Liu, Ouida	30 USF	2:34.45
9	Jock, Jessica L	32 ADMS	2:37.26

Heat 13 of 18 Finals

1	Richardson, Kim G	42 CMS	2:36.00
2	Franklin, Rebecca L	42 VMST	2:35.32
3	Seavall, Kelly J	42 CMS	2:25.00
4	Caterson, Gretchen	44 SCA	2:16.48
5	Gary, Kristin J	43 REDT	2:04.43
6	Smith, Jody L	42 MVM	2:09.01
7	Schmidt, Karen	44 MVN	2:17.71
8	Crino, Heide P	44 CMS	2:34.83
9	Caci, Anna P	41 NIAG	2:35.90

Heat 14 of 18 Finals

1	Helliwell, Jessica M	35 MVN	3:30.00
2	Whiteside, Tina	36 PNA	2:50.75
3	Van Enkenvoort, Krista R	37 WMAC	2:36.56
4	Henderson, Karen L	36 NMMS	2:27.50
5	Decker, Teddy S	38 NMMS	2:22.92
6	Limke, Tobi L	36 NBAC	2:24.68
7	Fridly, Diana	39 ARIZ	2:34.00
8	Weiser, Sabine	37 WMST	2:36.61
9	Crook, Michelle	37 BGSC	3:15.32

Heat 15 of 18 Finals

1	Stutzke, Crystal A	30 CMS	2:32.90
2	Reilly, Catie L	30 TOC	2:25.50
3	Stanley, Ellen	34 WSSC	2:19.80
4	Coulter, Tamara A	34 PNA	2:15.46
5	Guzman, Shanna L	34 TOC	2:08.73
6	Grover, Mollie K	30 TERR	2:11.08
7	Vucinich, Elizabeth A	30 WH2O	2:17.00
8	Stich, Chris S	33 WMAC	2:21.85
9	Thayer, Kathleen	31 SWMS	2:29.50

Heat 16 of 18 Finals

1	Val, Jamie	27 LVM	2:30.16
2	Koziarski, Emily	28 MGM	2:30.00
3	Merritt, Erin M	27 AGUA	2:29.20
4	Belliveau, Adrienne C	27 USF	2:25.60
5	Milak, Emily A	28 ARIZ	2:20.35
6	Espiritu, Vicki	25 TVM	2:21.71
7	Ward, Julie A	25 UNAT	2:28.21
8	Turner, Abby C	26 PHX	2:29.98
9	Sullivan, Tiffany J	26 LIB	2:30.15

Heat 17 of 18 Finals

1	Foley, Jacquelyn J	29 PNA	2:19.10
2	Erickson, Jamie L	27 SDSM	2:15.30
3	Dorr, Mc Call J	29 TOC	2:12.10
4	Staubitz, Nadia M	26 AGUA	2:09.09
5	Harrigan, Kelly M	26 ARIZ	2:05.22
6	Hibbard, Kate	26 VMST	2:07.06
7	Wind, Katie	26 MINN	2:10.19
8	Blocker, Vicki S	27 RICE	2:14.74
9	Van Erden, Jayme K	25 RMST	2:18.38

Heat 18 of 18 Finals

1	Oskvarek, Natalie	24 MGM	2:32.28
2	Holman, Mary E	24 GSC	2:31.00
3	Parra, Madeline	23 NCMS	2:25.00
4	Medved, Emily M	23 ARIZ	2:20.12
5	Clapp, Marissa L	23 RICE	2:07.00
6	Woodard, Chantal M	23 NCMS	2:17.46
7	Looney, Jessica	22 NEM	2:22.38
8	Holman, Sara E	24 GSC	2:25.45
9	Schmitt, Jacqueline	19 CUBU	2:31.49

#11 Men 100 Yard Breaststroke

Lane	Name	Age	Team	Seed Time
Heat 1 of 34 Finals				
3	Kelley, Art	85	ARIZ	2:50.00
4	Piemme, Frank	86	LOST	1:35.67
5	Rudloff, G Edward	87	TOC	2:00.94
6	Larson, E Ole	90	NCMS	2:25.16

Heat 2 of 34 Finals

1	Schlange, Gunter R	81 MAAC	2:21.03
2	Quinn, Patrick J	80 ADMS	2:04.64
3	Haartz, F H Ted	83 ARIZ	2:00.00
4	Gruender, Daniel F	81 ARIZ	1:56.92
5	Woods, Albert H	82 GAJA	1:36.75
6	Hoppe, Frederick J	83 SDSM	1:40.33
7	Knowles Sr, Percival A	80 SWIF	1:58.12
8	Bauman, John H	80 WMAC	2:02.07
9	Burgess, H. William	82 HIMA	2:10.76

Heat 3 of 34 Finals

2	Peter, Harold E	76 ARIZ	1:47.60
3	Patten, Bob W	76 CMS	1:36.50
4	Best, Bob	78 SDSM	1:34.00
5	Pesetsky, Walter	76 FLAQ	1:45.68
6	Eissing, Frank E	71 ARIZ	1:45.81
7	Cuevas, Miguel	70 SONO	1:44.00
8	Goodwin, Lance	70 CMS	1:45.10

Heat 4 of 34 Finals

1	Easterla, David A	73 MOVY	1:42.57
2	Zuur, James	70 MPM	1:33.92
3	Perilman, Jim E	72 WCM	1:30.00
4	Stewart, Dick	71 MVN	1:27.00
5	Freshley, Mike R	70 SDSM	1:13.90
6	Cody, Frank J	70 MICH	1:25.00
7	Arlander, David C	70 MINN	1:29.12
8	May, George	73 WMAC	1:31.13
9	Truong, Dominique	72 PNA	1:35.00

Heat 5 of 34 Finals

2	Eisenklam, Peter A	68 ARIZ	1:43.00
3	McCarty, Thomas E	65 TOC	1:32.00
4	Colonnese, Michael A	67 MVN	1:28.12
5	Pohlmann, John T	67 SLAM	1:24.62
6	Sawyer, Dennis L	67 PNA	1:25.93
7	Bleuel, Bart S	69 VCM	1:28.70
8	Smith, William R	66 PNA	1:38.43

Heat 6 of 34 Finals

1	Riker, Tony	66 GOLD	1:23.54
2	Dannenberg, James	66 WMAC	1:18.50
3	Boak, Thomas D	67 WMST	1:15.00
4	Davis, Don M	66 RHMS	1:11.60
5	Strand, Robert	65 ROSE	1:08.50
6	Frost, Kenneth A	66 TAM	1:10.50
7	Pelissier, Jim L	67 MINN	1:14.00
8	Stern, Tom K	65 STAN	1:18.05
9	Brundage, Warner F	68 VMST	1:20.03

Heat 7 of 34 Finals

3	Felton, Richard A	62 TOC	1:32.80
4	Duckworth, Allan	60 PHX	1:25.93
5	Warren, Mike H	60 OREG	1:31.20
6	Carew, Michael P	61 OREG	1:35.50

2011 USMS Spring National Championships
Kino Aquatics Center
Meet Program - Friday, April 29, 2011

Heat 8 (#11 Men 100 Yard Breaststroke)

1 Newport, Roderick B	60 ARIZ	1:23.52
2 Velazquez, Cristobal	60 SONO	1:23.00
3 Gemmill, Dave G	63 PHX	1:18.72
4 Colby, Curt	61 CMS	1:17.57
5 Mc Gregor, Cary D	60 MAM	1:16.00
6 Shoor, Kenneth M	62 LAPS	1:16.00
7 Willis, Gregory B	62 LAPS	1:18.06
8 Dasch, Vern E	61 OREG	1:19.50
9 Murray, Mike	60 WMAC	1:23.47

Heat 9 of 34 Finals

1 Peterson, Steven B	64 PNA	1:14.80
2 Springer, Douglas A	64 ARIZ	1:13.00
3 Frisch, David J	62 VMST	1:11.96
4 Derr, John M	62 VCM	1:10.00
5 Stark, Allen L	62 OREG	1:07.77
6 Wright, Robert W	60 MOVY	1:09.40
7 Walker, Rick B	60 SYSM	1:10.52
8 Kerns, Hubie	61 VCM	1:12.18
9 Cotter, Pat	60 OREG	1:13.17

Heat 10 of 34 Finals

1 Duncan, Dave	59 ARIZ	1:28.12
3 Nichols, Scott	56 FGST	1:26.41
4 Christensen, Thomas F	55 LVM	1:27.00
5 Miller, Jamie A	56 NCMS	1:35.95
6 Froebel, Marc M	46 UNAT	1:21.97
7 Patterson, Stephen G	45 LVM	1:43.00

Heat 11 of 34 Finals

1 Larson, Allen J	58 OREG	1:22.49
2 Nielsen, Joseph A	56 UNAT	1:20.59
3 Reichle, Luke	55 WH2O	1:17.57
4 Tarajcak, Dan R	56 PHX	1:16.07
5 Edwards, Clive G	57 SWM	1:15.00
6 Caligiuri, Dan A	55 UNAT	1:15.50
7 Stanton, Wright	59 RGSC	1:16.89
8 Adcock, Richard P	55 PNA	1:18.00
9 Fulljames, Rick C	59 LVM	1:20.90

Heat 12 of 34 Finals

1 Liotta, Robert	59 PHX	1:14.17
2 Shevlin, Jeff L	56 SAC	1:13.95
3 Montgomery, Mark	55 NOVA	1:12.88
4 Dauser, John W	55 NOVA	1:12.00
5 Roth, Barry	56 ARIZ	1:11.77
6 Stambaugh, Stephen E	56 1776	1:12.00
7 Heyes, Greg	56 LAPS	1:12.62
8 Bovard, Ralph S	58 MINN	1:13.41
9 Dougherty, Michael P	59 MM	1:14.06

Heat 13 of 34 Finals

1 Lindstedt, David P	55 LAPS	1:11.68
2 Shaw, Gary D	56 UTAH	1:10.14
3 Ladewig, Brock	58 PHX	1:10.00
4 Schmitz, Robert L	58 NCMS	1:09.90
5 Blatt, Michael J	55 VCM	1:08.99
6 Campana, James L	59 ELG	1:09.85
7 Marsh, Russell L	55 CMS	1:09.92
8 Jonckheer, Philip W	58 TAM	1:10.00
9 Haufler, Steven E	58 OAM	1:10.68

Heat 14 of 34 Finals

1 Leonard, Dan P	56 SCAQ	1:08.50
2 Gilchrist, Donald B	57 NCMS	1:08.00
3 Von Hoffmann, Gerard	55 NOVA	1:07.50
4 Colella, Rick	59 PNA	1:05.83
5 Rider, Lee A	55 RHMS	1:02.00
6 Groselle, Jack R	56 SYSM	1:02.04
7 Waterbury, Stuart S	57 CMS	1:06.68
8 Finn, Peter R	57 DOC	1:07.90
9 Wall, Dan	55 ADMS	1:08.02

Heat 15 of 34 Finals

1 Peng, Xiaohang	51 PCAT	1:25.00
2 Farnsworth, David J	53 ARIZ	1:20.20
3 Bardsley, David S	51 ARIZ	1:16.79
4 Heins, Barry	54 RGSC	1:14.88
5 Lysinger, Chris S	54 COM	1:14.02
6 Lee, Stanley H	54 YCMS	1:16.64
7 Bartholomew, David M	51 LAPS	1:18.00
8 Kishi, Glen Y	52 ARIZ	1:21.31
9 Buckley, Christopher J	48 UNAT	1:20.00

Heat 16 of 34 Finals

1 Pearlman, Ron	53 ROSE	1:13.19
2 Siegfried, Todd L	52 MINN	1:12.70
3 Richey, Steven C	50 MSMA	1:11.34
4 Dixon, Kirk E	52 NAST	1:09.64
5 Garside, Simon P	50 LAPS	1:08.52
6 Heinemann, William A	53 NIAG	1:09.03
7 Baird, Jeff A	51 PHX	1:10.02
8 Alexander, Peter D	52 WMAC	1:12.06
9 Gevers, Willy	51 PNA	1:13.11

Heat 17 of 34 Finals

1 Vargas, Daniel	50 ARIZ	1:08.42
2 Ewing, Jack	50 USF	1:07.75
3 McLeod, Mark A	51 CSMT	1:07.29
4 Raine, Charlie	51 LAPS	1:07.00
5 Matysek, Jim	51 SYSM	1:06.54
6 Dozer, Gregory J	53 PHX	1:06.99
7 Wagoner, Victor	54 LAPS	1:07.00
8 Hendrickson, John J	50 TOC	1:07.50
9 Sumerfield, Bill H	50 OREG	1:07.91

Heat 18 of 34 Finals

1 Smith, David M	53 CRUZ	1:06.28
2 Sherman, Bill	52 MOVY	1:06.10
3 Neville, Richard	54 FAST	1:05.28
4 Scott, Greg C	51 CMS	1:03.00
5 Guthrie, David M	50 TXLA	59.51
6 Bank, Holden J	51 BLU	1:02.50
7 Allen, Peter J	52 WMAC	1:05.17
8 Hamm, Michael L	53 HMS	1:05.90
9 Rose, Cameron D	51 SAWS	1:06.13

Heat 19 of 34 Finals

1 Vargas, Enrique	49 ARIZ	1:18.29
2 Royko, Mark D	46 MGM	1:17.50
3 Baldacci, Joseph J	45 SDSM	1:13.24
4 Daugherty, Gordon	45 UNAT	1:12.05
5 Edwards, Andy	46 IAMA	1:11.66
6 Goodwin, Rob	46 CMS	1:11.93
7 Lentz, Randy	48 MINN	1:12.48
8 Skow, Jonathan D	48 WH2O	1:16.33
9 O'Keefe, John P	49 CMS	1:17.50

Heat 20 of 34 Finals

1 Young, Chad R	47 WH2O	1:11.50
2 Dettmer, Robert B	45 OREG	1:10.66
3 Houghton, Ken	45 GSMS	1:10.13
4 Safa, Eddie	48 SCA	1:08.50
5 Reilly, Jeff M	49 1776	1:08.11
6 Levy, Dan	45 WM	1:08.17
7 Hubert, Craig J	46 JAM	1:09.50
8 Cole, Andrew J	47 GOLD	1:10.18
9 Blavatnik, Alex	46 FLAQ	1:11.00

Heat 21 of 34 Finals

1 Wagner, Thomas R	48 NOVA	1:07.00
2 Cooper, Christopher E	46 VCM	1:06.00
3 Alexander, Jeff	47 WMAC	1:04.50
4 Helgason, Tryggvi	47 LVM	1:03.50
5 Corbeau, James L	46 OREG	58.77
6 Tuchler, Jim	46 IM	59.10
7 Marx, Jeff	46 NITR	1:04.01
8 Beatty, Dan C	45 GAJA	1:04.78
9 Condon, Doug	48 TVM	1:06.94

Heat 22 of 34 Finals

2 Hitchcock, Robert T	44 ABM	1:20.00
3 LoCascio, Jim	41 UNAT	1:17.14
4 Norman, Charles L	44 PNA	1:11.28
5 Lucero, Michael D	40 ROSE	1:11.11
6 Paxton, Sean C	42 ROSE	1:11.24
7 Steenhuis, Harm-Jan	43 SWAT	1:11.94
8 Gallegos, David J	44 CMS	1:20.00

Heat 23 of 34 Finals

1 Blackman, Damon J	42 UNAT	1:11.01
2 Skelly, Drew K	44 ROSE	1:10.22
3 Duus, Gabe G	40 SWMS	1:08.63
4 Baleka, Siphwe K	40 UNAT	1:08.09
5 Schaetz, Daniel J	40 WMAC	1:06.00
6 Johnson, Bowen M	44 PHX	1:07.23
7 Adamavich, Doug P	42 ARIZ	1:08.50
8 Wood, Jeffrey E	41 NEM	1:09.87
9 Hunsaker, Eric C	41 SLAM	1:10.26

Heat 24 of 34 Finals

1 Waud, Timothy P	43 OREG	1:05.82
2 Doherty, Todd S	40 PNA	1:05.49
3 Mench, Edward H	44 SYSM	1:04.54
4 Hamilton, Nathan	42 SNM	1:04.30
5 Livingston, Terry	44 DBMS	1:03.50
6 Summe, Brian C	44 SWOM	1:04.23
7 Gassner, John	44 REDT	1:04.50
8 Dietrich, Jim	40 NOVA	1:04.65
9 Henderson, Kevin C	41 NMMS	1:05.73

2011 USMS Spring National Championships
Kino Aquatics Center
Meet Program - Friday, April 29, 2011

Heat 25 (#11 Men 100 Yard Breaststroke)

1	Mugford, Stephen A	44 NEM	1:03.50
2	Williams, Neill	43 DCAC	1:02.28
3	Boodt, Bradley N	43 LVM	1:02.17
4	Bartee, Todd A	41 TXLA	1:00.00
5	Stackle, Kirk	43 NITR	58.70
6	Santos, Roque J	43 WCM	58.95
7	Thomas, Joe C	41 LJSM	1:01.34
8	Andersen, Morten	40 NCMS	1:02.24
9	Finney, Peter C	43 MAM	1:02.77

Heat 26 of 34 Finals

3	Castleton, Tom	39 ROSE	1:16.03
4	Ripic, Steve	38 MVN	1:10.41
5	Finney, Scott P	35 MVM	1:09.00
6	Jackson, Scott J	36 NOVA	1:09.48
7	Glass, Mark W	36 DAMM	1:10.91

Heat 27 of 34 Finals

1	Braun, Mark	39 OREG	1:09.00
2	Connor, Mac	37 FCA	1:08.02
3	Ashbeck, Jeff	36 ARIZ	1:07.07
4	Ruotsala, Lane W	36 CMS	1:04.00
5	Baldwin, Craig M	36 SNOW	1:03.30
6	Dongvillo, Mike	36 WLAC	1:04.00
7	Weigand, TJ	38 WLAC	1:05.00
8	Tujo, Christian F	39 OREG	1:07.20
9	Kinder, John S	38 OREG	1:08.32

Heat 28 of 34 Finals

1	Mason, Michael	37 ROSE	1:03.28
2	Jacobson, Brian L	37 MINN	1:01.19
3	Butcher, Rob	38 SYSM	1:00.50
4	Christoffel, Ben J	35 ISF	59.60
5	West, Steve T	39 NOVA	55.46
6	Comings, Jeff P	37 PHX	56.15
7	Rezek, Tony	38 MOVY	1:00.14
8	Goodison, Michael R	39 TERR	1:00.78
9	Spire, D C	37 PHX	1:03.00

Heat 29 of 34 Finals

1	Mulrooney, Matt J	29 NEM	1:07.92
2	Swick, John T	27 ARIZ	1:07.67
3	Barley, Adam S	29 VMST	1:04.06
4	Burnett, Andrew B	28 ALEX	1:02.90
5	Morin, Justin P	26 PNA	1:02.91
6	Hasler, Kirk	25 ARIZ	1:05.29
7	Cleary, Kevin H	27 OREG	1:07.80
8	Dodge, Mark J	34 SKY	1:20.00
9	Crosetto, Pat C	30 REDT	1:33.00

Heat 30 of 34 Finals

1	Warren, Seth M	34 OREG	1:12.97
2	McGowan, Sean M	30 AGUA	1:08.79
3	Hoiland, Kevin A	32 SDSM	1:07.19
4	Bergstedt, Brent M	30 CMS	1:06.43
5	Sabala, Michael C	30 UNAT	1:05.00
6	Hinks, Otto	32 ARIZ	1:05.00
7	Hwang, Wayne	33 NOVA	1:06.49
8	Lindstrom, John E	33 IM	1:08.15
9	Chung, Jason J	30 CUBU	1:10.27

Heat 31 of 34 Finals

1	Daniels, Philip J	33 GAJA	1:04.92
2	Wight, R Alan	30 SWOM	1:03.11
3	Teichman, Marc	33 ARIZ	1:00.02
4	Brunson, Christopher D	30 WMAC	58.85
5	Moses, Ed	30 ROSE	57.00
6	Morris, Chad	34 MGM	57.70
7	Schmidt, Matthew B	33 WH2O	1:00.00
8	Durieux, Chad A	31 ROSE	1:02.47
9	Helfers, Alex R	31 IM	1:03.50

Heat 32 of 34 Finals

1	Ecklund, Tait C	29 ROSE	1:02.34
2	Candido, Rafael M	28 CSMT	1:01.00
3	MacLennan, Brett	26 WH2O	58.99
4	Deery, Kyle B	26 SYSM	58.00
5	Baldwin, Hank	27 ARIZ	57.00
6	Marshall, Gary N	29 TOC	57.12
7	Rollins, Dave E	26 ARIZ	58.25
8	Wohl, Daniel P	26 BGSC	1:00.35
9	Hoedeman, John	28 UNAT	1:01.81

Heat 33 of 34 Finals

3	Fuller, Michael E	19 ROSE	1:14.00
4	Rogers, Chris S	18 ARIZ	1:11.00
5	Newman, Nathan	18 UTAH	1:12.01
6	Fluegel, Raymond P	20 HMS	1:17.41

Heat 34 of 34 Finals

1	Emanuelson, Justin P	18 NEP	1:09.60
2	Songin, John A	23 DAMM	1:08.47
3	Constandse, Wesley	24 UTAH	1:06.73
4	Wohl, Adam M	24 MICH	1:01.32
5	Zaich, Paul	24 STAN	58.50
6	Richard, Nathan D	23 UNAT	59.74
7	Dolar, Kevin I	23 USF	1:01.93
8	Jenkins, Brian T	23 SDSM	1:08.00
9	Curtisi, Nathan A	22 ARIZ	1:08.99

#12 Women 100 Yard Breaststroke

Lane	Name	Age	Team	Seed Time
------	------	-----	------	-----------

Heat 1 of 28 Finals

4	Goggin, Georgia	81 MOST	2:27.34
5	Bohl, Nan	82 MOVY	1:55.49
6	Taylor, Carol	81 ARIZ	2:07.20
7	Byrnes, Ilse M	84 USF	3:02.72

Heat 2 of 28 Finals

3	Buchannan, Peggy	78 CMS	2:21.34
4	Stowell, Diane M	77 HIMA	2:09.00
5	van Dinter, Yenny	77 UNAT	1:52.13
6	Hastings, Patricia B	75 MM	2:05.57
7	Stevens, Ann B	77 IM	2:20.00
8	Munger, Peony	76 HMS	2:35.09

Heat 3 of 28 Finals

2	Harden, Gaile	71 ARIZ	2:11.95
3	Arnold, Patricia F	72 SMS	2:00.51
4	Warren, Sue R	70 VCSS	1:48.06
5	Leilich, Joann	72 WMST	1:28.00
6	Jebe, Margit H	72 T2NM	1:36.00
7	Geoffrion, Helen	72 UCLA	1:55.84
8	Jordan, Betsy T	74 SDSM	2:09.00

Heat 4 of 28 Finals

1	Manheim, Lucy M	68 RMST	2:16.99
2	Marens, Susan E	69 VMST	1:52.59
3	Shockro, Ellen K	68 NOVA	1:52.21
4	Case, Malinda J	69 ARIZ	1:52.49
5	Weinberg, Wendy L	65 PHX	1:52.89
6	Sutherland, Kate	63 PNA	1:55.00
7	Weston, Susan E	60 SDSM	1:49.05
8	Anderson, Linda J	62 PHX	1:53.92
9	Karren, Sharyle	64 UNAT	2:05.00

Heat 5 of 28 Finals

1	Caron, Aagje A	69 GBM	1:48.91
2	Adams, Carol H	67 NEM	1:44.51
3	Durrant, Betsy	69 VMST	1:40.22
4	Barnea, Daniela	67 STAN	1:33.81
5	Webb, Linda	65 FLAQ	1:31.32
6	Dameron, Pam D	65 QMST	1:31.90
7	Frid, Barbara	69 OREG	1:34.70
8	Schmock, Gretchen K	68 ARIZ	1:43.95
9	Hill, Marcia M	66 AGUA	1:48.89

Heat 6 of 28 Finals

1	Gillies, Judy L	63 ARIZ	1:45.13
2	Tukua, Karen M	61 WCM	1:38.89
3	Luck, Lorinda E	60 UTAH	1:35.65
4	Dillon, Sally A	64 PNA	1:32.31
5	Lyman, Carolyn B	60 UTAH	1:30.36
6	Gettling, Janet	62 OREG	1:31.00
7	Bauer, Jeannette M	61 SCA	1:33.23
8	Christenson, Candy J	64 WMAC	1:38.39
9	Hirakawa, Diane M	62 SDSM	1:44.23

Heat 7 of 28 Finals

1	Matysek, Anna Lea	50 SYSM	1:47.59
2	Ehlers, Shawn A	54 AGUA	1:40.00
3	Itzler, Ellen R	52 FLAQ	1:35.12
4	Feather, Shawn M	50 AGM	1:36.92
5	McAllister, Jeanne S	52 NITR	1:46.00
6	Mallon, Mary M	58 UTAH	1:55.00
7	Myer, Cynthia J	58 IMSC	1:44.38
8	Eisenman, Judy A	57 TAM	1:45.00
9	Ketterer, Sue	56 ARIZ	1:55.03

Heat 8 of 28 Finals

1	Schwartz, Judith E	56 MELO	1:38.24
2	Chapman, Linda	55 PNA	1:35.50
3	Hood, Patricia B	55 1776	1:32.62
4	McDermott, Ann Y	56 NEM	1:29.00
5	Girard, Mikey G	57 ARIZ	1:27.80
6	Yanson, Karen D	55 DLMA	1:28.98
7	Ehrke, Nancy L	57 WMAC	1:29.65
8	Cambra-Brungard, Jeanne	59 LOM	1:33.55
9	Peterson, Debbi S	56 WMAC	1:35.93

2011 USMS Spring National Championships
Kino Aquatics Center
Meet Program - Friday, April 29, 2011

Heat 9 (#12 Women 100 Yard Breaststroke)

1	Kessinger, Katy L	56 UTAH	1:26.62
2	Wolff, Melinda S	58 1776	1:24.43
3	Haynie, Dee A	56 TOC	1:21.89
4	Estel, Beth A	55 NEM	1:19.00
5	Knapp, Lo D	56 UTAH	1:15.79
6	Steiger, Regula E	59 SVB	1:18.50
7	Maccurdy, Krissy	58 PCAT	1:20.50
8	Finch, Merry B	56 YCMS	1:24.00
9	Rosener, Karen K	57 CMS	1:25.90

Heat 10 of 28 Finals

1	Breen, Barbara L	52 MELO	1:35.00
2	Fox, Christina M	50 OREG	1:33.00
3	Harris Odama, Karen A	53 WFLY	1:32.00
4	Anderson, Cynthia B	54 CMS	1:30.01
5	Peterson, Kristen A	50 NMMS	1:29.97
6	Wrabetz, Joan M	51 MVM	1:30.00
7	Nicholson, Nancy A	54 SCA	1:30.05
8	Toon, Terry Lynn M	51 FCST	1:32.51
9	Clutter, Cynthia G	51 HMS	1:34.51

Heat 11 of 28 Finals

1	Del Greco, Jane B	54 IM	1:29.32
2	Zappone, Peggy L	52 PNA	1:28.63
3	Bartholomew, Kirsten F	52 LAPS	1:28.00
4	James, Paula	52 LVM	1:24.84
5	Redwine-Baker, Roxanne J	51 OREG	1:24.01
6	Van Cleave, Julie M	52 WMAC	1:24.29
7	Soso, Catherine	53 OAM	1:27.50
8	Nolte, Susan D	50 CMS	1:28.00
9	Harrington, Sue	53 OREG	1:29.00

Heat 12 of 28 Finals

1	Leithiser, Mary Ellen	50 LAPS	1:24.00
2	Oerman, Voni M	50 CMS	1:22.08
3	Penney, Debra S	53 UTAH	1:22.00
4	Gaynor, Patty A	50 NEM	1:20.33
5	Caswell, MJ	50 OREG	1:18.25
6	Berg, Tonya K	52 PNA	1:20.00
7	Britton, Becky A	50 MINN	1:21.67
8	Mullaney, Amy B	50 ARIZ	1:22.00
9	Wheeler, Barbara C	54 TAM	1:22.21

Heat 13 of 28 Finals

1	Buck, Donna M	52 OREG	1:18.02
2	Groselle, Laura L	50 SYSM	1:17.00
3	Heuer, Brigitte	50 WMST	1:16.23
4	Cook, Jenny L	53 UCLA	1:14.54
5	Bennett, Lisa A	54 VMST	1:13.46
6	Lepinski, Cokie	51 MPM	1:14.49
7	Sotelo, Sophia S	50 WCM	1:15.21
8	Wenzel, Chris	51 FLAQ	1:16.39
9	Iseppi, Esther	52 AMT	1:18.00

Heat 14 of 28 Finals

3	Foster, Susan B	49 ARIZ	1:37.77
4	Notman, Kate B	47 NEM	1:32.20
5	Astra, Suzanne	45 ABM	1:29.53
6	Krugman, Elaine	49 GAJA	1:30.23
7	Rottman, Valerie A	48 PHX	1:32.55

Heat 15 of 28 Finals

1	Earley, Audrey	49 FCST	1:28.23
2	Dodd, Dina	47 BRS	1:27.37
3	Dobbs, Theresa A	48 MVN	1:25.42
4	Derr, Kirsten L	46 CMS	1:25.30
5	Uhl, Mary A	45 NMMS	1:24.02
6	Schwartz, Lisa	48 IM	1:24.67
7	Russello, Stacey D	47 SNOW	1:25.36
8	Reinhardt, Jennifer M	46 ARIZ	1:27.00
9	Whitney, Jamie F	46 PNA	1:28.07

Heat 16 of 28 Finals

1	Henry, B J	47 WCM	1:23.45
2	Cort, Hayley E	49 AGUA	1:22.45
3	Stiles, Jasmine	45 SDSM	1:20.08
4	Quitatosl, Wendy	48 NBAC	1:19.38
5	Macher-Japko, Jean E	45 NITR	1:17.38
6	Washburn, Lynette A	47 CMS	1:18.22
7	Scott, Sheryl L	48 NEM	1:20.00
8	Parsons, Susan D	48 ARIZ	1:21.05
9	Greedy, Lisa G	46 PCAT	1:23.12

Heat 17 of 28 Finals

1	Kuwahara, Lisa K	48 UTAH	1:17.16
2	Groves, Lisa J	46 MACH	1:16.43
3	Matena, Jana	48 MELO	1:13.47
4	Crouch, Kim	49 CMS	1:11.33
5	Willeboordse, Fall	45 AGUA	1:09.05
6	Nowak, Elizabeth A	47 NCMS	1:10.41
7	Weiss, Sharon M	48 SNM	1:11.62
8	Surhoff, Polly A	46 NBAC	1:15.47
9	Dawson-Cook, Susan E	48 ARIZ	1:16.88

Heat 18 of 28 Finals

1	Thornhill, Erica W	20 UTAH	1:29.67
2	Grundy, Allison G	21 DUCK	1:20.67
3	Wahle, Ellora	21 HMS	1:22.70
4	Shuey, Laina K	26 WLAC	1:27.10
5	Richardson, Elyse E	26 AGUA	1:19.38
6	Lacy, N Markell	27 FCST	1:24.61
7	Scarpulla, Beth	40 VACA	1:35.00
8	Crassier, Cecile	41 AGUA	1:30.00
9	Pohnert, Anne	43 RMST	2:01.51

Heat 19 of 28 Finals

1	Thorp, Kate	41 MPM	1:24.52
2	Sorenson, T J	44 MVN	1:23.86
3	Barrow, Jennifer	42 CMS	1:22.00
4	Johnson, Sarah J	41 ARIZ	1:21.47
5	Heil, Michelle	40 PCAT	1:20.50
6	Jackson, Kirsten L	42 LVM	1:21.00
7	Sullivan, Suna	44 PNA	1:21.62
8	Strickland, Lacey	41 ARIZ	1:23.20
9	Boodt, Heidi M	41 LVM	1:24.44

Heat 20 of 28 Finals

1	Simmons, Cheryl A	44 ROSE	1:20.42
2	Bonfilio, Dawn A	42 NCMS	1:17.70
3	Werner, Haleigh A	42 PNA	1:16.62
4	Blessing, Leigh Ann	41 TCAM	1:15.40
5	Settimi, Nora	40 WMAC	1:14.89
6	Day, Nadine K	40 DANY	1:15.00
7	Jurey, Mary K	44 TXLA	1:16.46
8	Hunt, Annette	40 CRUZ	1:16.85
9	So, Louise M	42 PHX	1:19.53

Heat 21 of 28 Finals

1	Duggan, Karen L	40 WCM	1:13.80
2	Dixon, Lou Ann	43 GRIN	1:13.20
3	Santos, Debbie M	42 WCM	1:12.02
4	Hill, Laurel S	42 ARIZ	1:10.78
5	Seider, Wenke K	41 OJAI	1:07.90
6	Rankin, Maureen T	40 PHX	1:09.33
7	Goodale, Rainy M	41 NEM	1:11.02
8	Barr, Julie	40 OMAH	1:13.04
9	Armstrong, Mary C	43 PNA	1:13.44

Heat 22 of 28 Finals

1	Stoeger, Amy A	37 UTAH	1:40.00
2	Wegner, Karin M	38 LVM	1:29.54
3	Haberstich, Carrie	39 NWSC	1:20.90
4	Pitman, Suni L	35 RMST	1:20.45
5	Wortley, Michelle L	35 CMSC	1:18.80
6	Gitzinger, Jennifer L	36 LIB	1:19.57
7	Kjellberg, Ulrike S	35 NEM	1:20.81
8	Moxley, Shannon L	35 ARIZ	1:22.54
9	Tobler, Ellen	39 IM	1:29.68

Heat 23 of 28 Finals

1	Fernandez, Jennifer L	37 RAMS	1:18.44
2	Shindel, Marci	37 OREG	1:15.12
3	Farmer, LeAnne C	39 MVN	1:12.89
4	Schaetz, Trina R	38 WMAC	1:11.11
5	Legaspi, Kelly A	39 FLAQ	1:05.21
6	Lewis, Cynthia J	35 NOVA	1:06.63
7	Perez, Sarah M	35 WMAC	1:12.50
8	Good, Tricia	39 CMS	1:15.05
9	Framke, Erin C	37 CMS	1:17.81

Heat 24 of 28 Finals

1	Wojno, Nicole J	31 AGUA	1:50.02
2	Hiebert, Stephanie I	33 SLAM	1:23.45
3	Cole, Jacqueline H	30 LBG	1:22.73
4	Schneider, Erin E	32 WMAC	1:21.00
5	Gustafson, Aubree M	30 OREG	1:15.31
6	Magee, Jan	32 SDSM	1:18.84
7	Park, Angela K	31 WLAC	1:22.54
8	Zito, Loree	33 ARIZ	1:22.77
9	Butler, Andrea M	30 CUBU	1:40.00

2011 USMS Spring National Championships

Kino Aquatics Center

Meet Program - Friday, April 29, 2011

Heat 25 (#12 Women 100 Yard Breaststroke)

1	Ksiazek, Kendra	30 SDSM	1:14.82
2	Lyons, Katie A	30 TOC	1:13.00
3	Lee, Jodi L	33 CMS	1:11.60
4	Koch Davis, Laura K	34 WMST	1:09.50
5	Caldas, Hannah	33 ARIZ	1:06.61
6	Wilhite, Noelle M	31 IM	1:09.25
7	Mayer, Ashley N	31 UNAT	1:11.27
8	Downing, Jennifer	32 NEM	1:12.36
9	Melsen, Krisie M	30 SCYM	1:14.41

Heat 26 of 28 Finals

1	Fritz, Meredith G	25 WLAC	1:19.20
2	Lastfogel, Laura L	28 FLAQ	1:18.89
3	Gardner, Rochelle A	25 ARIZ	1:18.00
4	Cobb, Kathleen M	26 ARIZ	1:17.59
5	Bruns, Anneliese C	25 RRCC	1:14.33
6	Warman, Whitney M	27 ARIZ	1:17.09
7	Hemelstrand, Julie A	26 ARIZ	1:18.00
8	Bronson, Meredith C	29 ALMA	1:18.18
9	Massey, Melissa K	29 RAY	1:19.01

Heat 27 of 28 Finals

1	Dixon, Felissa D	28 ARIZ	1:14.16
2	Blair, Heather E	25 OREG	1:11.50
3	Tukua, Rebecca R	28 WCM	1:10.25
4	Johnson, Allison M	25 ARIZ	1:09.95
5	Cefalu, Sarah	25 WH2O	1:06.40
6	Chance, Danielle R	29 DBMS	1:08.50
7	Gromer, Karen	26 MOST	1:10.08
8	McHugh,Carolynn F	27 SWOM	1:10.69
9	Myers, Danielle E	26 VMST	1:13.81

Heat 28 of 28 Finals

1	Hardwick, Lisa M	23 MTMS	1:20.50
2	Davis, Ali L	20 UTAH	1:17.37
3	Shtikel, Liliya D	21 PNA	1:13.59
4	Yoshimura, Stephanie	24 AWJ	1:12.80
5	Clapp, Marissa L	23 RICE	1:05.00
6	Valenzuela, Candace C	23 PHX	1:05.04
7	Fuchs, Lauren	24 CUBU	1:13.10
8	Arnold, Haley M	22 UNAT	1:16.68
9	Roth, Tenae	21 USF	1:20.29

#13 Men 50 Yard Freestyle

Lane	Name	Age	Team	Seed Time
------	------	-----	------	-----------

Heat 1 of 62 Finals

3	Roudebush, George M	86 PNA	53.32
4	Piemme, Frank	86 LOST	32.92
5	Webster, Dale A	85 SDSM	36.31
6	Klein, Fred W	95 ARIZ	1:00.00

Heat 2 of 62 Finals

2	Burgess, H. William	82 HIMA	42.00
3	Kimball, Ken	80 SDSM	38.58
4	Woods, Albert H	82 GAJA	34.66
5	Demas, Nickolas P	81 GSM	33.34
6	McClow, Richard	80 NWSC	34.26
7	Baker, Donald J	80 SDSM	34.90
8	Wolle, Jordan B	82 SDSM	39.57
9	Beach, Robert E	80 SPM	45.00

Heat 3 of 62 Finals

3	Coles, Bill A	75 SDSM	36.29
4	Conkey, Jim	79 SNM	35.70
5	Fritz, Jack R	78 ARIZ	36.03
6	Erler, Richard C	75 LCM	36.43

Heat 4 of 62 Finals

1	Lovell, Gilbert R	78 GAJA	35.54
2	Thayer, George D	75 OREG	32.27
3	Taft, Peter R	75 SCAQ	30.10
4	Worth, Al	75 ARIZ	29.90
5	Radcliff, David A	77 OREG	27.92
6	Bailie, Bob	75 WMST	28.99
7	Best, Bob	78 SDSM	30.00
8	Shechter, Stanley J	78 AGUA	31.50
9	Smethurst, Everett W	76 NOVA	34.30

Heat 5 of 62 Finals

2	Wood, Craig A	70 ETEX	38.00
3	Zuur, James	70 MPM	33.29
4	Eissing, Frank E	71 ARIZ	36.03
5	Monroe, Thomas A	70 ARIZ	58.69
6	Whitten, Phillip	67 PHX	36.04
7	Devennish, Edward B	66 NAM	36.44

Heat 6 of 62 Finals

1	Jones, Bruce D	70 TCAM	33.00
2	May, George	73 WMAC	31.83
3	Blake, William V	74 MOST	31.10
4	Bledsoe, Dennis R	72 WCM	28.50
5	Farrell, Jeff	74 SBM	25.00
6	Lieb, Bob A	70 CMS	28.00
7	Bolze, Joseph R	71 METR	30.82
8	Charlton, Allan	74 MICH	31.80
9	Dykstra, Bill	74 GOLD	32.23

Heat 7 of 62 Finals

1	Oakley, Stephen	65 CMS	35.00
2	Boscovich, Harold O	68 WCM	33.82
3	Avery, John H	68 MM	33.46
4	Kramer-Howe, Richard	69 ARIZ	32.30
5	Freeman, Frank B	65 CVMM	30.60
6	Pohlmann, John T	67 SLAM	31.80
7	Anderson, Fred W	69 OREG	33.00
8	Hahn, Richard	68 NITR	33.50
9	Sawyer, Dennis L	67 PNA	33.92

Heat 8 of 62 Finals

1	Weeks, David	68 DAMM	30.50
2	Smith, Dave	66 IM	29.93
3	Hall, Floyd S	69 MOVY	29.72
4	Burr, Ken M	66 WCM	28.60
5	Boak, Thomas D	67 WMST	27.90
6	Straka, Peter	68 TYMS	27.90
7	Page, George W	65 CMS	29.40
8	Stern, Tom K	65 STAN	29.88
9	Dannenber, James	66 WMAC	30.50

Heat 9 of 62 Finals

1	Daniels, Larry N	65 MAAC	27.75
2	Greenfield, Harry W	65 O*H*	26.50
3	Olson, Robert H	66 WCM	26.20
4	Elder, James E	67 TOC	26.00
5	Abrahams, Richard T	66 CMS	23.80
6	Van Baalen, Vinus	68 SDSM	25.02
7	Clark, Steve E	67 TOC	26.00
8	Dennis, D Craig	65 WCM	26.27
9	Voorhees, Dayton	65 CMS	27.50

Heat 10 of 62 Finals

1	Baum, Randall L	53 PHX	36.95
2	Raine, Charlie	51 LAPS	31.10
3	Heins, Barry	54 RGSC	29.75
4	Shiroda, Jeffrey J	53 WMAC	30.00
5	Faller, Anthony W	52 COM	35.30
6	Charles, Earl J	62 PHX	45.55
7	Jacobs, Edward L	64 NOVA	32.00
8	Ansert, William S	63 SNM	34.20
9	Moore, Dave C	55 UTAH	49.00

Heat 11 of 62 Finals

1	Fasola, John A	62 SMMM	31.10
2	Fuller, Vern	63 ARIZ	30.50
3	Haddock, Rand	63 ARIZ	30.01
4	Hunsicker, Douglas P	63 NMMS	30.00
5	Class, Patrick L	62 SNM	29.00
6	Stapley, John G	60 ARIZ	29.90
7	Warren, Mike H	60 OREG	30.00
8	Kelber, Michael W	63 OREG	30.01
9	Felton, Richard A	62 TOC	30.98

Heat 12 of 62 Finals

1	Varner, Tim	60 CMS	28.65
2	Warner, Frank	62 PNA	28.00
3	Johnston, Michael B	60 PHX	27.50
4	Mc Clelland, Mac D	62 MAM	27.13
5	Meyerhoff, Rick	64 TAM	26.50
6	Cashel, Bob	62 GSM	26.90
7	Brzezinski, Jay	64 PALM	27.49
8	Velazquez, Cristobal	60 SONO	28.00
9	Shoor, Kenneth M	62 LAPS	28.50

Heat 13 of 62 Finals

1	Rollins, Bruce W	61 WMST	26.12
2	Knopf, Thomas H	63 TOC	26.00
3	Bernard, Alan D	61 MPM	25.80
4	Stanley, Mark	60 SRM	24.97
5	DeWitt, Peter	60 DLMA	24.76
6	Gruber, Glenn A	61 VCM	24.91
7	Heck, Steven V	61 MOST	25.25
8	Dasch, Vern E	61 OREG	25.90
9	Lintz, Steve	60 SNM	26.00

2011 USMS Spring National Championships
Kino Aquatics Center
Meet Program - Friday, April 29, 2011

Heat 14 (#13 Men 50 Yard Freestyle)

1 deRoode, Bob	55 UNAT	35.00
2 Perry, Don R	58 ARIZ	29.99
3 Adcock, Richard P	55 PNA	29.50
4 Brown, Terrell J	57 MINN	29.20
5 Bodmer, Thomas C	57 ARIZ	28.95
6 Grilli, David J	56 NEM	29.00
7 Antonio, Alex A	56 ARIZ	29.39
8 Nichols, Scott	56 FGST	29.88
9 Hemlen, G Tracy	57 VMST	30.00

Heat 15 of 62 Finals

1 Goshu, Joseph D	57 NCMS	28.51
2 Steck, Stanley A	56 AKMS	28.00
3 Orlikoff, Michael S	56 PHX	27.50
4 Keller, John W	55 PNA	27.37
5 Christensen, Thomas F	55 LVM	27.30
6 Tarajcak, Dan R	56 PHX	27.31
7 Holmes, David B	57 TOC	27.50
8 Joost, Ron D	55 PHX	27.78
9 Harris, Robert D	55 NEM	28.13

Heat 16 of 62 Finals

1 Miller, Chris E	57 LVM	27.20
2 Christie, Scott H	55 VCM	27.06
3 Carvotta, Tom	56 ADMS	27.00
4 Meacham, Kevin G	55 LVM	26.89
5 Fisk, Floyd M	59 SAWS	26.82
6 Modjeska, Mark E	58 ARIZ	26.83
7 Weber, Gregory J	57 LIB	27.00
8 Carrow, Hill	56 NCMS	27.00
9 Stanton, Wright	59 RGSC	27.13

Heat 17 of 62 Finals

1 Ortiz, Keith	55 NMMS	26.73
2 Ross, Robert J	56 SCAQ	26.50
3 Breen, David L	55 MELO	26.50
4 Nielsen, Joseph A	56 UNAT	26.41
5 Bovard, Ralph S	58 MINN	26.37
6 Fox, Richard E	55 ELG	26.40
7 Heyes, Greg	56 LAPS	26.43
8 Pettibone, John H	56 SNM	26.50
9 Miller, Spencer	55 NEM	26.59

Heat 18 of 62 Finals

1 Shevlin, Jeff L	56 SAC	26.33
2 Smith, Gregory Z	57 NMMS	26.11
3 McLintock, John	56 SDSM	26.09
4 Taylor, Gordon S	59 PHX	26.01
5 Kendrick, James A	58 PNA	25.77
6 Caligiuri, Dan A	55 UNAT	25.90
7 Tupitza, Charles W	56 WAVA	26.05
8 Comfort, Mark S	57 MM	26.10
9 Peyton, Mike W	55 OREG	26.21

Heat 19 of 62 Finals

1 Eggar, Jack D	58 ELG	25.74
2 Williams, Bruce F	57 RICE	25.50
3 Fowler, Gregory L	57 MVN	25.36
4 Puhse, Neil	55 UNAT	25.27
5 Heather, Michael R	56 MVN	25.11
6 Marsh, Russell L	55 CMS	25.17
7 Knowles, Percival A	56 SWIF	25.30
8 Clark, Victor L	55 SLAM	25.50
9 Schmitz, Robert L	58 NCMS	25.70

Heat 20 of 62 Finals

1 Stehlin, Ed H	55 CMS	25.00
2 Mc Bride, Duncan Q	56 LAPS	24.95
3 Djang, Philipp A	56 RHMS	24.75
4 Delaney, Mike J	56 NEM	24.61
5 Hickcox, Tom	58 ARIZ	24.50
6 Waterbury, Stuart S	57 CMS	24.60
7 Wilson, Robert H	59 NMMS	24.67
8 Adkison, Bill	55 RHMS	24.87
9 Gooding, Jack W	57 PCAT	25.00

Heat 21 of 62 Finals

1 Stambaugh, Stephen E	56 1776	24.50
2 Bohlsen, Ross P	56 BLU	24.44
3 Graham, Donald	56 PNA	24.13
4 Piccuch, John T	55 ARIZ	24.00
5 Barton, Tom	55 PCAT	24.00
6 Holt, Tate	59 TAM	24.00
7 van Boer, Eric D	56 RHMS	24.03
8 Blatt, Michael J	55 VCM	24.32
9 Paul, Gordon M	58 CLOV	24.50

Heat 22 of 62 Finals

1 Gandee, Brad	56 GMUP	23.90
2 Druz, Loren	55 WCM	23.50
3 Roth, Barry	56 ARIZ	23.33
4 Abbott, Rick E	56 AKMS	23.13
5 Groselle, Jack R	56 SYSM	22.46
6 Middleton, Marc D	59 BLU	22.88
7 Martin, Doug	57 ARKM	23.30
8 Supple, Robert C	56 NMMS	23.50
9 Horner, Brad	56 WMAC	23.84

Heat 23 of 62 Finals

1 Downey, James E	50 HURY	29.07
2 Bartholomew, David M	51 LAPS	28.00
3 Rosania, JR L	52 PHX	28.00
4 Broad, Matthew R	51 ABM	27.95
5 Ney, James A	52 SDSM	27.14
6 Sheahan, Dan	53 SWAT	27.57
7 Irwin, John	50 UNAT	28.00
8 Farnsworth, David J	53 ARIZ	28.00
9 Zabotkine, Nikolai V	51 LVM	28.11

Heat 24 of 62 Finals

1 Mortensen, Kevin L	51 UTAH	27.06
2 Tittle, Jeff N	52 NEP	27.00
3 Lee, Stanley H	54 YCMS	26.83
4 Macias, Jesse G	53 HMS	26.31
5 Orr, James W	52 PNA	26.22
6 Neiswonger, Richard J	51 MVN	26.30
7 Virjee, Fram M	50 LAPS	26.31
8 Siegfried, Todd L	52 MINN	26.86
9 Hemstreet, Gregory A	51 NITR	27.00

Heat 25 of 62 Finals

1 Graham, Errol	51 WH2O	26.20
2 Levy, Aaron	52 WH2O	26.00
3 Wills, Ronald C	50 ARIZ	26.00
4 Gevers, Willy	51 PNA	25.94
5 Rowland, Jim	50 LIB	25.88
6 Wagoner, Victor	54 LAPS	25.90
7 Beardsley, Robert O	53 PHX	25.99
8 Kristek, Tom	54 NITR	26.00
9 Tomasik, Joseph E	50 SCAM	26.10

Heat 26 of 62 Finals

1 Lamour, Didier B	54 MINN	25.84
2 Tarpinian, Stephen	50 METR	25.30
3 Nelson, Kurt D	51 CMS	25.10
4 Holthus, Brian K	53 MINN	24.81
5 Hallahan, Jack	50 OAM	24.71
6 Watkins, Doug	50 PPSL	24.80
7 Albright, Philip W	51 MVN	25.07
8 Tsuzuki, Ed M	52 GSM	25.25
9 Dixon, Kirk E	52 NAST	25.67

Heat 27 of 62 Finals

1 Alexander, Peter D	52 WMAC	24.69
2 Fisher, Dennis E	51 CSMT	24.50
3 Bove, Kevin M	54 AAAA	24.23
4 Kaczmarek, Mark A	54 WMAC	24.18
5 Johnson, Brian K	50 LAPS	24.00
6 Franklin, Sam D	53 LVM	24.00
7 Pogue, Jim H	50 MICH	24.20
8 Hafner, Paul A	50 ARIZ	24.44
9 Reed, Clay F	54 CRUZ	24.50

Heat 28 of 62 Finals

1 Johnston, Mark A	50 CMS	24.00
2 Riley, John E	50 NCMS	23.88
3 Neville, Richard	54 FAST	23.70
4 Davis, Stephen M	52 SCA	23.60
5 Emison, Thomas W	52 MINN	23.50
6 Soltys, Ted J	50 NWSC	23.50
7 Rose, Cameron D	51 SAWS	23.62
8 Richey, Steven C	50 MSMA	23.81
9 Wilson, Kurt E	51 CRUZ	23.94

2011 USMS Spring National Championships

Kino Aquatics Center

Meet Program - Friday, April 29, 2011

Heat 29 (#13 Men 50 Yard Freestyle)

1	Gibson, Dave	50 IM	23.40
2	Carter, Paul V	53 TOC	23.00
3	Klein, Jonathan E	53 NCMS	22.96
4	Sherman, Bill	52 MOVY	22.84
5	Gaines, Ambrose	52 BLU	22.00
6	Kammerer, Richard F	53 RICE	22.12
7	Bugg, Bob	53 GAJA	22.94
8	Busacca, Brian T	51 UNAT	22.97
9	Heath, Robert H	54 MAM	23.10

Heat 30 of 62 Finals

1	Abegg, Michael L	45 MINN	33.80
2	Weber, Jeffrey S	49 WMAC	28.27
3	Skow, Jonathan D	48 WH2O	27.60
4	Hancock, Trey	45 RGSC	27.30
5	Camacho, Raymond E	46 WH2O	26.04
6	McCulloch, Andrew S	45 CMS	26.41
7	Vargas, Enrique	49 ARIZ	27.52
8	Wagner, Michael J	48 PHX	27.85
9	Harnisch, Rodney (Scott)	47 PHX	30.17

Heat 31 of 62 Finals

1	Henricks, Ed P	48 SNM	25.90
2	Cotton, Casey	46 WFLY	25.61
3	Heath, Steve	46 CMS	25.60
4	Taylor, Tim A	49 ARIZ	25.49
5	Cole, Andrew J	47 GOLD	25.29
6	Whitney, Timothy C	46 PCAT	25.49
7	Dajnowicz, Mark A	45 SCA	25.59
8	Woudwijk, Rik	45 LAPS	25.60
9	Royko, Mark D	46 MGM	25.61

Heat 32 of 62 Finals

1	Coates, Ed M	45 TXLA	25.26
2	Hagen, Dean	48 ARIZ	25.13
3	Houghton, Ken	45 GSMS	25.05
4	Becker, John C	47 ARIZ	24.91
5	Levy, Dan	45 WM	24.75
6	Hubert, Craig J	46 JAM	24.90
7	Bright, John M	46 MVN	25.00
8	Banks, Peter J	47 UNAT	25.11
9	Severance, David A	48 WMAC	25.15

Heat 33 of 62 Finals

1	Cotton, Dan	48 ARIZ	24.62
2	Condon, Doug	48 TVM	24.49
3	Volzing, Mace P	46 WAMS	24.02
4	Shumate, Tim P	49 NOVA	24.00
5	Alexander, Jeff	47 WMAC	24.00
6	Weiss, Scot H	46 BLU	24.00
7	Kline, Richard L	48 CMS	24.00
8	McKee, Steve	47 NMMS	24.31
9	Swanberg, Mike	49 AQST	24.60

Heat 34 of 62 Finals

1	Barringer, Rob	45 CMS	23.95
2	Cleaver, Oliver	48 SAWS	23.90
3	Safa, Eddie	48 SCA	23.50
4	Jimenez, Carlos A	46 RICE	23.08
5	Corbeau, James L	46 OREG	23.00
6	Switzer, Keith M	48 BLU	23.00
7	Wall, Chris L	49 SCAQ	23.26
8	O'Leary, Bill	46 ARIZ	23.50
9	Carpenter, Michael J	46 MSMA	23.90

Heat 35 of 62 Finals

1	Stewart, Henry D	47 NCMS	22.95
2	McCool, Chris	46 UNAT	22.86
3	Jones, Brian A	45 NAM	22.75
4	Thompson, Garrett J	48 LVM	22.30
5	Fulbeck, Kip	46 WMAC	21.24
6	Segal, William N	46 JAM	22.10
7	Breazeale, Nathan M	47 TXLA	22.44
8	De Biase, Terry A	46 ARIZ	22.80
9	Ponthier, Chuck	48 LAPS	22.92

Heat 36 of 62 Finals

2	Haberstich, Brian	44 NWSC	35.00
3	Fitzgerald, Patrick G	43 NITR	29.90
4	Steenhuis, Harm-Jan	43 SWAT	28.26
5	Broglio, Mike	40 NEM	26.00
6	Young, Michel F	40 VCM	26.00
7	Kelty, John W	42 FSSM	29.00
8	Linnborn, Scott R	41 NITR	31.19

Heat 37 of 62 Finals

1	Paxton, Sean C	42 ROSE	25.98
2	McDonald, Dale L	42 ARIZ	25.50
3	Anconetani, Anthony H	40 NITR	25.21
4	Muth, Daniel F	44 SCAQ	25.16
5	Corey, Carter	41 UNAT	25.11
6	Beck, Jonathan P	40 SLAM	25.14
7	Hunt, David N	44 CRUZ	25.16
8	Wood, Jeffrey E	41 NEM	25.24
9	Blum, Kurt	41 ARIZ	25.64

Heat 38 of 62 Finals

1	Hoyt, Brian K	44 CMS	25.10
2	McLeod, Bret	42 NOVA	25.05
3	Minkey, Donald J	43 WMAC	25.00
4	Chebotarev, Oleg	42 JAM	25.00
5	Callan, Sean P	41 TULS	24.84
6	Karren, John	43 UTAH	24.90
7	Montgomery, William D	44 ARIZ	25.00
8	Pazmino, Jorge E	41 CMS	25.02
9	Smith, Bryan E	43 PNA	25.05

Heat 39 of 62 Finals

1	Jacobi, Jim N	43 PCAT	24.84
2	Nicholas, Kent M	44 ARIZ	24.58
3	Young, Timothy	40 WMAC	24.50
4	Powell, Steven T	43 LAPS	24.39
5	Hunsaker, Eric C	41 SLAM	24.25
6	Fletcher, Kevin A	40 ADMS	24.30
7	Steen, Peter	41 NMMS	24.40
8	Kent, Aric E	40 MYST	24.52
9	Belnap, Mark	41 UTAH	24.74

Heat 40 of 62 Finals

1	Chung, John W	40 VCM	24.11
2	Schaetz, Daniel J	40 WMAC	24.00
3	Kuykendall, Jeff J	41 MVN	23.98
4	Dietrich, Jim	40 NOVA	23.50
5	Baker, Andrew J	40 NEP	23.35
6	Boosin, Michael J	44 SCAQ	23.40
7	Eliasek, Steve	42 QMST	23.56
8	Hoflyzer, Ernie	41 DAM	23.98
9	Jones, Kenton R	43 SDSM	24.10

Heat 41 of 62 Finals

1	Duus, Gabe G	40 SWMS	23.22
2	Rosinski, Thomas J	41 CMS	23.20
3	White, James H	40 BSLM	23.11
4	Mitchell, Jeffrey A	42 MVN	22.99
5	McDonough, John C	42 CONN	22.92
6	Kirker, John J	40 NOVA	22.93
7	Nilsen, David B	42 PHX	23.07
8	Gomez, Felipe	43 NCMS	23.15
9	Bockius, Ted C	44 UNAT	23.21

Heat 42 of 62 Finals

1	Smit, Robbert-Paul A	42 CMS	22.90
2	Brundage, Patrick W	44 ARIZ	22.77
3	Summe, Brian C	44 SWOM	22.50
4	Mehok, George K	43 O*H*	22.46
5	Hiltabiddle, Steve	44 JAM	22.20
6	Tiltmann, Laren A	41 WMAC	22.37
7	Wermuth, Michael	43 UNAT	22.50
8	Baleka, Sipiwe K	40 UNAT	22.62
9	Barr, J B	42 OMAH	22.87

Heat 43 of 62 Finals

1	Beatty, Mark S	42 GAJA	22.19
2	Decker, Nicholas W	43 NMMS	22.01
3	McClung, Paton M	41 LJSM	21.89
4	Varozza, Mike J	43 TXLA	21.81
5	Thomas, Joe C	41 LJSM	21.37
6	Unruh, Steven L	44 NITR	21.71
7	Dennison, Keith	40 LVM	21.83
8	Davis, Ross C	44 WMST	21.99
9	Power, Michael L	43 WMAC	22.14

Heat 44 of 62 Finals

3	Tripp, Justin L	39 NMMS	25.65
4	Theofilidis, Georgios	39 AGUA	25.03
5	Rice, Kenneth A	36 PNA	25.53
6	Lauritano, Giuseppe A	37 SDSM	36.53

Heat 45 of 62 Finals

1	Dunn, Tim	38 SAWS	24.99
2	Beaver, Jack	38 PHX	24.84
3	Wen, Patrick J	38 WCM	24.80
4	Carlson, John	39 RMST	24.60
5	Urquhart, Mark J	36 PNA	24.40
6	Ashmore, David	36 SMSC	24.52
7	Tomson, Farol L	39 GERM	24.72
8	Castleton, Tom	39 ROSE	24.82
9	Connor, Mac	37 FCA	24.95

2011 USMS Spring National Championships
Kino Aquatics Center
Meet Program - Friday, April 29, 2011

Heat 46 (#13 Men 50 Yard Freestyle)

1	So, Stephen S	36 PHX	24.32
2	Valle, Marc A	37 ARIZ	24.22
3	Colburn, Christopher M	39 ABM	24.14
4	Wendkos, David	39 AAA	24.00
5	Nance, Chad A	38 O*H*	23.99
6	Nakahodo, Sidney	35 NCYM	24.00
7	Lilienthal, Jason	37 NMMS	24.04
8	Campbell, Brian	36 ARIZ	24.22
9	Dongvillo, Mike	36 WLAC	24.30

Heat 47 of 62 Finals

1	Wong, Douglas L	35 CMS	23.99
2	Gillilan, William J	39 NMMS	23.76
3	Nordmann, Michael T	38 WMST	23.51
4	Cantrell, Mike S	39 MICH	23.38
5	Hamm, Eric	38 MSMA	23.26
6	Fernandez, Dickie	39 NOVA	23.32
7	Karren, Kelly S	37 UNAT	23.48
8	Melnick, Jesse	38 ARIZ	23.70
9	Baldwin, Craig M	36 SNOW	23.94

Heat 48 of 62 Finals

1	Foster, Jared	35 CMS	23.00
2	Ruotsala, Lane W	36 CMS	23.00
3	Butcher, Rob	38 SYSM	22.90
4	Hafner, Kevin T	36 MICH	22.88
5	Wegner, Dan	39 LVM	22.38
6	Schmerker, John T	35 PCAT	22.61
7	Turner, Jason M	35 PHX	22.89
8	Glass, Mark W	36 DAMM	22.98
9	Iglesias, Rodrigo J	35 LJSM	23.00

Heat 49 of 62 Finals

1	Stich, Darryl D	35 WMAC	22.36
2	Ohman, Niclas K	36 NEM	22.26
3	Jacobson, Brian L	37 MINN	21.66
4	Orris, Ron	38 NITR	21.48
5	Davis, Josh C	38 MOST	20.89
6	Blessing, Tyler J	38 TXLA	21.21
7	Christoffel, Ben J	35 ISF	21.57
8	Mull, Alec	39 MICH	22.19
9	Leibrand, Daniel J	39 ARIZ	22.32

Heat 50 of 62 Finals

1	Crosetto, Pat C	30 REDT	40.00
2	Perez, Octavio	33 WMAC	26.80
3	Ghazarian, Rich	34 ROSE	26.53
4	Guzman, Erik	31 WH2O	25.50
5	Karren, James C	33 UTAH	25.00
6	Glaeseman, David	31 ARIZ	25.36
7	McGowan, Sean M	30 AGUA	26.17
8	Hoiland, Kevin A	32 SDSM	26.62
9	Gosa, Joshua M	30 WMAC	29.55

Heat 51 of 62 Finals

1	Ramirez, Miguel	31 MVN	25.00
2	Boeke, Lonny	33 WLAC	25.00
3	De Los Santos, Carlos R	33 BDGR	24.73
4	Dallamura, Scott J	32 NCMS	24.46
5	Sikich, Christopher P	32 NAST	24.02
6	Ash, Jeffrey M	34 NEM	24.26
7	Graham, Nicholas A	32 UCLA	24.50
8	Warren, Seth M	34 OREG	25.00
9	Willis, Nick	33 DAM	25.00

Heat 52 of 62 Finals

1	Lerable, Brian C	31 SVAM	24.00
2	Mills, Jamie	34 LIB	23.94
3	Hannah, DJ	34 PHX	23.81
4	Teichman, Marc	33 ARIZ	23.77
5	Brussow, Chris	33 UTAH	23.50
6	Bergstedt, Brent M	30 CMS	23.50
7	Daniels, Philip J	33 GAJA	23.78
8	Hwang, Wayne	33 NOVA	23.83
9	Wallach, Ted A	32 ARIZ	23.96

Heat 53 of 62 Finals

1	Mulcahy, Ryan P	33 MGM	23.50
2	Asti, Trevor	33 MICH	23.00
3	Gallagher, Jose-Luis	34 CUBU	22.88
4	Krajewski, Thomas J	32 ISF	22.50
5	Francis, Tyler M	30 VOSY	22.00
6	Greves, Richard	33 NEM	22.34
7	Helfers, Alex R	31 IM	22.70
8	Sabala, Michael C	30 UNAT	23.00
9	Lindstrom, John E	33 IM	23.07

Heat 54 of 62 Finals

1	Holsman, Trent T	30 TOC	21.96
2	Gallagher, Brendan M	30 GSM	21.85
3	Menezes, Marcio P	31 TXLA	21.73
4	Greenwood, Scott C	33 TOC	21.50
5	Javorski, John	32 MGM	21.11
6	Doak, Kevin	30 MICH	21.45
7	Lee, Ryan E	34 MOVY	21.54
8	Conway, Adam M	32 TVM	21.83
9	Keefe, Michael R	30 SWOM	21.92

Heat 55 of 62 Finals

2	Krieger, Matthew C	29 ARIZ	25.50
3	Van Slyke, Donald A	28 ARIZ	24.63
4	Johnson, Luke B	28 HOPK	24.22
5	Nowak, Peter J	29 WMAC	24.35
6	Orr, Boyd A	25 VMST	24.74
7	DeVennish, Arthur H	28 NAM	30.20

Heat 56 of 62 Finals

1	Cova Brito, Luis A	25 UNAT	24.20
2	Lillard, Nick C	28 VACA	24.15
3	Swick, John T	27 ARIZ	24.09
4	Eden, Tony	25 UNAT	23.70
5	Ponce, Jose A	28 PHX	23.37
6	Miller, Joshua S	25 CSMT	23.48
7	Meacham, Garth D	29 LVM	23.99
8	Dahlin, Aaron C	27 UNAT	24.10
9	Jorgensen, Michael	26 WH2O	24.17

Heat 57 of 62 Finals

1	Ko, Scott Y	28 CMS	23.19
2	Morin, Justin P	26 PNA	23.00
3	Burnett, Andrew B	28 ALEX	22.89
4	Ruch, David W	29 LJSM	22.30
5	Candido, Rafael M	28 CSMT	21.99
6	Fisher, Zachary A	25 CSMT	22.00
7	Wallace, Wiley K	28 ARIZ	22.40
8	Smith, Gordon R	25 ARIZ	22.95
9	Taylor, Denton S	26 PHX	23.01

Heat 58 of 62 Finals

1	Marshall, Gary N	29 TOC	21.93
2	Rollins, Dave E	26 ARIZ	21.88
3	Clark, Samuel	25 HMS	21.79
4	Bellamy, Robert D	29 NOVA	21.63
5	Shores, Kyle M	25 PHX	20.47
6	Hadley, Eric M	27 ARIZ	21.12
7	Wensley, Ryan	25 ROSE	21.71
8	Campione, Dan	25 MGM	21.83
9	McCaffrey, Garrett W	28 PHX	21.91

Heat 59 of 62 Finals

1	Wight, Ryan	22 UTAH	38.23
2	Halvorson, John T	20 HMS	27.42
3	Neuberger, Kyle J	22 UTAH	25.36
4	Boudreau, Benjamin B	21 DUCK	24.86
5	Songin, John A	23 DAMM	24.85
6	Curtisi, Nathan A	22 ARIZ	25.03
7	Vimislik, Jeremy	22 HMS	26.49
8	Newman, Nathan	18 UTAH	28.70

Heat 60 of 62 Finals

1	Vandruff, Thomas C	18 UNAT	24.77
2	Whitefield, Benjamin G	21 PNA	24.60
3	Cova, Jose L	19 UNAT	24.20
4	Lintz, Ian M	24 SNM	23.90
5	Walsh, Thomas R	23 MINN	23.81
6	Gonzales, Robert V	22 PHX	23.84
7	Williamson, Eric R	20 HMS	24.17
8	Phelan, Cole E	19 PNA	24.50
9	Bettini, Federico	21 HMS	24.74

Heat 61 of 62 Finals

1	Delphia, Collin A	24 UNAT	23.79
2	Constandse, Wesley	24 UTAH	23.50
3	Becherer, Justin C	18 DUCK	23.40
4	Jenkins, Brian T	23 SDSM	23.00
5	Freds, Keaton S	19 SWOM	22.63
6	Ieronimo, Tom J	22 ARIZ	22.80
7	Fisk, Jared M	18 SAWS	23.33
8	Anderson, Travis W	23 ARIZ	23.45
9	Sprinkle, Baden P	23 HMS	23.62

Heat 62 of 62 Finals

1	Rodriguez, Miguel L	24 NCMS	22.50
2	Laney, Maxwell B	23 ARIZ	22.10
3	Chapman, Chris J	24 PNA	22.02
4	Naranca, Marin	22 PHX	21.80
5	Frantz, Robert S	23 NCMS	21.41
6	Emanuelson, Justin P	18 NEP	21.76
7	Carlson, Andrew	24 NCMS	22.00
8	Taylor, Dylan	24 PHX	22.10
9	O'Brien, Mathew C	22 NEM	22.44

2011 USMS Spring National Championships
Kino Aquatics Center
Meet Program - Friday, April 29, 2011

#14 Women 50 Yard Freestyle

Lane	Name	Age	Team	Seed	Time
Heat 1 of 43 Finals					
2	Wolle, Marian E	83	SDSM		1:20.00
3	Goggin, Georgia	81	MOST		49.81
4	Bohl, Nan	82	MOVY		37.79
5	Kinney, Nancy	82	PHX		42.05
6	Anderson, Jody	81	CMS		55.00
7	Kornfeld, Maurine E	89	MVN		1:05.12
Heat 2 of 43 Finals					
1	Cotton, Patricia A	75	CMS		56.70
2	Rooney, Joanne T	77	IM		47.00
3	Wheatley, Diane	77	MOST		44.07
4	Hastings, Patricia B	75	MM		37.56
5	Caldwell, Dionne B	78	NOVA		42.06
6	Perry, Vel H	77	ARIZ		46.25
7	Hajost, Rosemary	78	RMST		50.90
8	Hutinger, Margie	71	FMM		58.13
9	Walters, Carol K	70	PHX		1:19.54
Heat 3 of 43 Finals					
1	Chase, Lida G	72	HIMA		49.91
2	Coakley, Marian W	73	NEM		42.40
3	Fritz, Jill D	70	ARIZ		39.93
4	Birkhead, Jane C	70	MOST		34.94
5	Schreiner, Beth	70	VMST		30.90
6	Clifford, Gynt	72	SDSM		33.80
7	Case, Mary Ann	71	ARIZ		37.96
8	Bolar, Sally A	71	ARIZ		42.00
9	Jordan, Betsy T	74	SDSM		44.00
Heat 4 of 43 Finals					
1	Darnold, Maryellen	68	UNAT		1:10.27
2	Shockro, Ellen K	68	NOVA		42.45
3	Mc Partland, Peg K	69	MAM		37.00
4	Ackley, Ella B	68	MM		36.30
5	Schmock, Gretchen K	68	ARIZ		35.88
6	Hill, Marcia M	66	AGUA		36.60
7	Manheim, Lucy M	68	RMST		41.82
8	Oakley, Anne S	65	CMS		49.00
Heat 5 of 43 Finals					
1	Conkey, Nancy	66	SNM		35.39
2	Sosnoski, Diane A	66	WCM		34.10
3	Bednar, Christy	66	DAMM		32.46
4	Todd, Diana F	67	SNM		32.24
5	Boak, Carolyn	65	WMST		28.90
6	Marr, Jackie M	67	SDSM		31.82
7	Webb, Linda	65	FLAQ		32.45
8	Ridout, Nancy J	69	TAM		33.98
9	Tyler, Sarah L	66	SNM		35.00
Heat 6 of 43 Finals					
2	Karren, Sharyle	64	UNAT		1:01.00
3	Nore, Jennifer P	63	PHX		45.78
4	Bronson, Julie L	61	SCAQ		42.70
5	McCarthy, Mary	63	UNAT		39.40
6	Havel, Germaine L	62	WMAC		39.95
7	Anderson, Linda J	62	PHX		43.84
8	May, Carole S	63	UNAT		58.04

Heat 7 of 43 Finals

1	Leconte, Barbara A	64	BAM		39.00
2	Baptista, Barbara O	64	MAM		36.36
3	Reid, Colleen G	61	HIMA		34.52
4	Menard, Joanne	63	ARIZ		32.10
5	LeClercq, Toni M	63	PNA		31.89
6	Dillon, Sally A	64	PNA		31.90
7	Montrella, Beverly J	64	MVN		32.22
8	Krucker, Kathy A	62	ARIZ		34.62
9	DeVennish, Elaine H	62	NAM		37.54

Heat 8 of 43 Finals

1	Tukua, Karen M	61	WCM		31.85
2	Preissler, Stella	62	PNA		31.25
3	Gettling, Janet	62	OREG		30.97
4	Altman, Christie	61	ARIZ		29.88
5	Murphy, Patricia B	60	UNAT		28.38
6	Miller, Celeste	61	SNM		29.15
7	Guthrie, Sally K	61	MICH		30.62
8	Felton, Anezka G	63	TOC		31.06
9	Shoenberger, Linda R	63	TAM		31.48

Heat 9 of 43 Finals

1	Molinatto, Pam R	53	PHX		45.64
2	Michelle, Chrissa	51	PHX		38.60
3	Butler, Terese A	53	ARIZ		36.87
4	Knowles, Nancy C	53	SWIF		34.33
5	Leventhal, Laura M	54	BGSC		38.21
6	Mann, Lynne A	54	PHX		41.17
7	Renner, Charlotte A	55	GOLD		48.00
8	Thoms, Sidney S	57	PHX		48.00

Heat 10 of 43 Finals

1	Gulbrandson, Pamela	57	UNAT		45.60
2	Umstead, B J	55	PHX		41.00
3	Mallon, Mary M	58	UTAH		39.90
4	Peterson, Debbi S	56	WMAC		36.13
5	Schneeberger, Jill A	55	ELG		34.70
6	Laney, Judith B	58	CMS		35.50
7	Ketterer, Sue	56	ARIZ		38.67
8	Schneider, Mary P	58	WMAC		40.38
9	Gruender, Mitzi E	55	ARIZ		42.93

Heat 11 of 43 Finals

1	Kenal, Katherine	57	UTAH		34.00
2	Strauss, Judy	56	MELO		33.55
3	Ophaug, Patricia G	59	KNIG		32.73
4	Blatt, Cindy S	57	VCM		32.50
5	Hood, Patricia B	55	1776		32.37
6	Kaplan, Betty C	56	CMS		32.48
7	Watts, Sue N	56	1776		32.72
8	Slavec, Deborah A	57	CMS		33.47
9	Renno, Kathy	58	ARIZ		33.81

Heat 12 of 43 Finals

1	McDermott, Ann Y	56	NEM		32.00
2	Haynie, Dee A	56	TOC		30.82
3	Eisenman, Judy A	57	TAM		30.79
4	Guins, Ann H	57	O*H*		29.93
5	Hilpert, Bess	55	TXLA		29.60
6	Girard, Mikey G	57	ARIZ		29.80
7	Wymelenberg, Lynn A	55	RMST		30.45
8	Meteyer, Beverly B	57	LVM		30.80
9	Litman, Jill	55	NEM		31.04

Heat 13 of 43 Finals

1	Wolff, Melinda S	58	1776		29.40
2	Glassman, Debbie A	57	PNA		28.70
3	Lippold, Mary B	55	PNA		27.83
4	Estel, Beth A	55	NEM		27.50
5	Morrison, Lynn	56	PCAT		26.50
6	Kryka, Nancy	56	MINN		27.08
7	Steiger, Regula E	59	SVB		27.50
8	Rosener, Karen K	57	CMS		28.50
9	Taylor, Barbara G	56	YCMS		29.40

Heat 14 of 43 Finals

1	Schumacher, Susan B	51	UNAT		34.26
2	Field, Joanne W	53	WMAC		32.75
3	Tomlinson-Macias, Melinda I	52	HMS		31.03
4	Cotton-Windham, Kathy A	53	CFSC		31.03
5	Wrabetz, Joan M	51	MVM		31.00
6	Harrington, Sue	53	OREG		31.00
7	Moore Barnett, Barbara	50	UNAT		31.03
8	Woodard, Alis Rojas	50	NCMS		31.26
9	Grilli, Tracy L	54	NEM		32.99

Heat 15 of 43 Finals

1	Zappone, Peggy L	52	PNA		30.82
2	Artwick, Jayne	50	IM		30.46
3	Britton, Becky A	50	MINN		30.17
4	Bartholomew, Kirsten F	52	LAPS		29.95
5	Del Greco, Jane B	54	IM		29.12
6	Breen, Barbara L	52	MELO		29.90
7	Van Cleave, Julie M	52	WMAC		30.14
8	Kusseling, Brooke L	50	RMST		30.39
9	Sutherland, Erica	51	MPM		30.55

Heat 16 of 43 Finals

1	Wheeler, Barbara C	54	TAM		29.06
2	Hajost, Cynthia M	51	RMST		28.94
3	Gardner, Deborah S	51	ARIZ		28.73
4	Newell, Suzanne P	52	VMST		27.68
5	Lockhart, Christine N	52	UNAT		27.39
6	Terhorst, Hermine M	52	SRM		27.61
7	Stokes, Karin E	50	NEM		28.66
8	Tatnall, Suzy C	51	CMS		28.93
9	Carter, Ruth A	52	AKMS		28.99

Heat 17 of 43 Finals

1	Buck, Donna M	52	OREG		27.19
2	Bailey, Monica M	50	ARIZ		26.98
3	Nelson, Judy A	50	CMS		26.50
4	Jones, Eney	50	DAMM		26.10
5	Garnier, Kathy L	50	CMS		25.75
6	Granger, Traci S	53	LAPS		26.00
7	Heuer, Brigitte	50	WMST		26.39
8	Wenzel, Chris	51	FLAQ		26.84
9	Ingraham, Susan R	51	MOST		27.00

2011 USMS Spring National Championships
Kino Aquatics Center
Meet Program - Friday, April 29, 2011

Heat 18 (#14 Women 50 Yard Freestyle)

1 Ewen, Chrystena E	37 NEM	31.94
2 Helliwell, Jessica M	35 MVN	30.00
3 Wegner, Karin M	38 LVM	28.90
4 McEwen, Kathryn A	38 ARIZ	28.86
5 Kjellberg, Ulrike S	35 NEM	29.16
6 Ashmann, Chericka L	37 PNA	30.45
7 Carlin-Roth, Jennifer	42 FCST	36.77
8 Pohnert, Anne	43 RMST	50.41
9 Cook, Sally A	49 ROSE	40.29

Heat 19 of 43 Finals

1 McClure, Pam	47 RAY	36.92
2 Greedy, Lisa G	46 PCAT	33.00
3 Notman, Kate B	47 NEM	30.09
4 Emison, Pam H	46 MINN	30.03
5 Hussey, June C	49 SLN	30.00
6 Nance, Molly C	45 UNAT	30.00
7 Creswell-Liotta, Brenda	48 PHX	30.04
8 Lindahl, Lori	47 IM	32.00
9 Felicissimo, Dawn	47 CMS	35.75

Heat 20 of 43 Finals

1 Richell, Kelly A	45 MVN	29.67
2 Roose, Lynn R	47 WLAC	29.47
3 Goodwin, Barbara S	46 LAPS	29.47
4 Powers, Terry	48 MPM	29.45
5 Dawson-Cook, Susan E	48 ARIZ	29.42
6 Dodd, Dina	47 BRS	29.45
7 Coffee, Cassandra	49 MPM	29.46
8 Shore, Susan	48 WH2O	29.47
9 Mortensen, Cheryl L	46 WMAC	29.48

Heat 21 of 43 Finals

1 Halford, Karen W	45 SPCO	29.40
2 Behseresht, Michelle A	45 WMST	29.37
3 Burton, Kim L	48 MVN	29.33
4 McCue, Marika W	48 PHX	28.96
5 Dore, Mary G	47 NCMS	28.69
6 Waeschle, Karen L	48 CMS	28.90
7 Watkins, Elizabeth A	45 OREG	29.25
8 Surhoff, Polly A	46 NBAC	29.33
9 Segal, Leigh G	46 JAM	29.38

Heat 22 of 43 Finals

1 Parsons, Susan D	48 ARIZ	28.68
2 Hagadorn, Heather	46 CMS	28.41
3 Smith, Laura K	45 ARIZ	27.99
4 Rearwin, Laura	46 OJAI	27.94
5 Matena, Jana	48 MELO	27.57
6 Stiles, Jasmine	45 SDSM	27.87
7 Davis, Lisa N	48 NMMS	27.97
8 Kuwahara, Lisa K	48 UTAH	28.28
9 Thomas, Michella M	45 SDSM	28.50

Heat 23 of 43 Finals

1 Gallagher, Kathy	46 DAMM	27.55
2 Stenford, Tani R	45 PNA	27.34
3 Godges, Arlette A	46 SCAQ	26.40
4 Wygal-Springer, Dianne L	45 ARIZ	26.24
5 Cleavenger, Becky	47 CVMM	25.89
6 Nowak, Elizabeth A	47 NCMS	25.90
7 Hunt, Allison	47 ALMA	26.24
8 Major, Becki P	47 ARIZ	27.19
9 Alexander, Michi	47 WMAC	27.50

Heat 24 of 43 Finals

1 Crouch, Kim	49 CMS	25.88
2 Sappey, Collette H	46 CMS	25.30
3 Dahl, Lisa A	49 PNA	24.63
4 Rapuano, Lisa O	45 NBAC	24.37
5 Willeboordse, Fall	45 AGUA	24.22
6 Von Der Lippe, Susan G	45 CMS	24.25
7 Scott-Kube, Anna T	48 CMS	24.50
8 Welting, Lauren K	45 TOC	25.14
9 Voorhees, Carolyn C	49 MARY	25.70

Heat 25 of 43 Finals

1 Clapp, Christine J	44 CMS	34.00
2 Maly, Cleary	41 QMST	32.59
3 Borton, Joan	41 ROSE	30.95
4 White, LeighAnn	41 CMS	30.74
5 Bronucia, Stacy L	42 CMS	30.30
6 Scobbie, Karen	42 MGM	30.30
7 Dempsey, Michelle	41 NCMS	30.94
8 So, Louise M	42 PHX	31.00
9 Ahlemeyer, Rayann L	42 ARIZ	33.12

Heat 26 of 43 Finals

1 David, Nicole	43 DAM	29.93
2 Heaphy, Alison G	44 ADMS	29.50
3 Thorp, Kate	41 MPM	29.19
4 Barr, Julie	40 OMAH	29.11
5 Sussman, Heidi R	42 CRUZ	28.80
6 Lamph, Becky L	43 LVM	28.80
7 Hunt, Annette	40 CRUZ	29.15
8 Ray, Nicole	40 UNAT	29.36
9 Johnson, Sarah J	41 ARIZ	29.74

Heat 27 of 43 Finals

1 Melmer, Katie A	41 MINN	28.79
2 Mare, Jeannette L	44 ARIZ	28.22
3 Cantrell, Connie S	40 MICH	28.07
4 Bonfilio, Dawn A	42 NCMS	27.98
5 Crino, Heide P	44 CMS	27.49
6 Quaratino, Aimee M	41 CMS	27.60
7 Fazio, Heather A	40 PHX	28.05
8 Batcheller, Jennifer A	42 MVN	28.20
9 Jackson, Nicole	41 WMAC	28.39

Heat 28 of 43 Finals

1 Stewart, Ann K	40 GOLD	27.47
2 Lipson, Christy E	41 CMS	27.30
3 Richardson, Kim G	42 CMS	27.00
4 Armstrong, Mary C	43 PNA	25.62
5 Hart, Sheri L	40 PNA	24.55
6 Carlson, Jenni	40 SCAQ	25.45
7 Tobey, Stacey W	42 CMS	26.90
8 Dawson, Deborah	42 NBAC	27.01
9 Sorenson, T J	44 MVN	27.34

Heat 29 of 43 Finals

1 Haberstich, Carrie	39 NWSC	28.63
2 Gleason, Katherine K	37 ARIZ	28.58
3 Molina, Patricia A	35 NITR	28.28
4 Shindel, Marci	37 OREG	28.15
5 Tate, Julie	38 UTAH	28.08
6 Pitman, Suni L	35 RMST	28.12
7 Van Enkenvoort, Krista R	37 WMAC	28.27
8 Jacobson, Kristan N	38 QMST	28.46
9 Fridly, Diana	39 ARIZ	28.60

Heat 30 of 43 Finals

1 Mcquaid, Lauren M	36 NBAC	28.08
2 Hankins, Malena	37 GAJA	27.89
3 Lee, Kristi D	35 SAWS	27.50
4 Fernandez, Jennifer L	37 RAMS	26.96
5 Decker, Teddy S	38 NMMS	26.68
6 Zajdzinski, Margaret M	39 ARIZ	26.88
7 Wilson, Ann S	36 CRUZ	27.01
8 Wortley, Michelle L	35 CMSC	27.80
9 Lawrie, Dawn J	35 COLU	27.89

Heat 31 of 43 Finals

1 Tiltmann, Heather M	39 WMAC	26.50
2 DeHaven, Kathleen	39 CMS	26.49
3 Speckman, Channa L	36 CMS	25.60
4 Schaez, Trina R	38 WMAC	24.99
5 Braun, Erika L	39 NCMS	23.49
6 Hugo, Brandy N	38 WSSC	24.32
7 Jeter, Kimberly S	39 PNA	25.38
8 Lee-Hosfeld, Jaimie L	35 ARIZ	26.00
9 Perez, Sarah M	35 WMAC	26.50

Heat 32 of 43 Finals

1 Kirker, Amanda G	32 NOVA	30.84
2 Magee, Jan	32 SDSM	29.58
3 Ingoldsby, Laura K	31 FLAQ	29.10
4 Whitaker, Laura	34 CMS	29.00
5 Jock, Jessica L	32 ADMS	28.94
6 Zito, Loree	33 ARIZ	29.04
7 Cooley, Shelly	33 ARIZ	29.14
8 Tiernan, Joy	32 SCAQ	30.42

Heat 33 of 43 Finals

1 Van Horn, Alaina L	30 CUBU	28.88
2 Mayer, Ashley N	31 UNAT	27.79
3 Bill, Kimberly A	30 NCMS	27.51
4 Ksiazek, Kendra	30 SDSM	27.01
5 Reilly, Catie L	30 TOC	26.80
6 Hiebert, Stephanie I	33 SLAM	26.97
7 Pelletier, Hillary	34 NEM	27.25
8 Nehrebecki, Helene	31 ARIZ	27.66
9 Thayer, Kathleen	31 SWMS	28.00

2011 USMS Spring National Championships
Kino Aquatics Center
Meet Program - Friday, April 29, 2011

Heat 34 (#14 Women 50 Yard Freestyle)

1	Schneider, Erin E	32 WMAC	26.77
2	Gustafson, Aubree M	30 OREG	26.44
3	Pitney, Nancy J	33 ARIZ	26.33
4	Worden, Michelle B	33 ARIZ	26.13
5	Grover, Mollie K	30 TERR	25.84
6	Olsen, Rebekah	30 MVN	26.01
7	Uhl, Alicia K	34 NCMS	26.14
8	Frisch, Alexandria	32 REDT	26.35
9	Stutzke, Crystal A	30 CMS	26.68

Heat 35 of 43 Finals

1	Newton, Rebecca L	34 SCA	25.59
2	Wilhite, Noelle M	31 IM	25.50
3	Lyons, Katie A	30 TOC	25.30
4	Inada, Noriko	32 PHX	25.00
5	Caldas, Hannah	33 ARIZ	24.23
6	Kilian, Caroline A	30 ARIZ	24.90
7	Vucinich, Elizabeth A	30 WHZO	25.25
8	Coulter, Tamara A	34 PNA	25.49
9	Carlson, Jennifer M	31 RMST	25.52

Heat 36 of 43 Finals

2	Bubnovsky, Katerina	27 JAM	41.00
3	Pranke, Bridget A	27 ARIZ	31.13
4	Gardner, Rochelle A	25 ARIZ	28.99
5	McKinney, Kerri D	27 PHX	31.09
6	Robertson, Suzanne C	25 SCAQ	31.44
7	Henderson, Sierra	19 HMS	31.57
8	Sharrett, Joanna	21 HMS	32.54

Heat 37 of 43 Finals

1	Burns, Caileen	25 NEM	28.86
2	Batzer, Tunisia A	28 VACA	28.56
3	Richardson, Elyse E	26 AGUA	28.45
4	Bronson, Jenifer L	29 SCAQ	28.17
5	Larson, Rebecca L	27 VACA	27.99
6	Bruns, Anneliese C	25 RRCC	28.06
7	Massey, Melissa K	29 RAY	28.30
8	Fritz, Meredith G	25 WLAC	28.46
9	Sullivan, Tiffany J	26 LIB	28.57

Heat 38 of 43 Finals

1	Sajn, Catherine	28 MGM	27.97
2	Dixon, Felissa D	28 ARIZ	27.90
3	Eddy, Christina A	29 ARIZ	27.60
4	Senne, Sarah	26 PCAT	27.45
5	Val, Jamie	27 LVM	27.10
6	Koziarski, Emily	28 MGM	27.42
7	Fosha, Gretta E	28 CMS	27.57
8	Teller, Jordan	27 MM	27.68
9	Braniecki, Ashley L	25 ADMS	27.97

Heat 39 of 43 Finals

1	Reilly, Erin P	25 TOC	27.00
2	Espiritu, Vicki	25 TVM	26.63
3	Bronson, Meredith C	29 ALMA	26.46
4	Busche, Kelly C	26 ARIZ	25.79
5	Shuss, Audrey R	27 CMS	25.68
6	Urbatchka, Lindsey E	27 ARIZ	25.75
7	Johnson, Allison M	25 ARIZ	25.99
8	Lamour, Cecile D	26 MINN	26.50
9	Warman, Whitney M	27 ARIZ	26.79

Heat 40 of 43 Finals

1	Davidoff, Cara	25 TOC	25.50
2	Vukmanic, Jill A	27 1776	25.36
3	Bjorklund, Erika	25 MINN	25.17
4	Chance, Danielle R	29 DBMS	24.60
5	McHugh, Carolyn F	27 SWOM	23.61
6	Harrigan, Kelly M	26 ARIZ	24.32
7	Peterson, Stacy E	29 UNAT	24.80
8	Parker, Emily S	25 SDSM	25.28
9	Dorr, Mc Call J	29 TOC	25.50

Heat 41 of 43 Finals

1	Priddis, Anita	18 UTAH	30.45
2	Thornhill, Erica W	20 UTAH	29.39
3	Stradling, Samantha J	21 UTAH	28.93
4	Hoffman, Lauren E	19 DUCK	28.82
5	Rasch, Bettina	20 CUBU	28.77
6	Hennessey, Megan J	24 UNAT	28.80
7	Nichols, Christine I	24 NEM	28.82
8	Lowder, Kaitlyn	18 PNA	29.31
9	Vanderdoes, Alysso	18 UTAH	30.37

Heat 42 of 43 Finals

1	Rokicki, Sara L	19 MICH	28.62
2	Crandall, Brianne C	19 MICH	28.30
3	Oskvarek, Natalie	24 MGM	28.08
4	Dickman, Rachel E	24 MGM	28.00
5	Lecoq, Michela M	19 PNA	27.75
6	Perry, Elisabeth	24 CUBU	27.98
7	Dowdle, Angela M	22 PNA	28.07
8	Arnold, Haley M	22 UNAT	28.10
9	Grundy, Allison G	21 DUCK	28.55

Heat 43 of 43 Finals

1	Atkin, Nichole D	24 ARIZ	27.71
2	St. Sauveur, Katelyn	22 ARIZ	27.20
3	Davis, Ali L	20 UTAH	26.87
4	LoCicero, Katie A	21 IM	26.29
5	Medved, Emily M	23 ARIZ	25.74
6	Shinoda, Kathryn E	24 FCA	25.95
7	Ciemniecki, Shanda M	23 ARIZ	26.76
8	Bonner, Jessica C	21 RAMS	27.12
9	Stanton, Elora M	22 RGSC	27.50

Day 3 — Saturday, April 30

Warm-up

6:00 a.m.-7:50 a.m.

Meet Start Time

8:00 a.m.

Men	Event	Women
	500 freestyle (women)	18
30 minute warm-up in competition pool		
19	100 IM	20
21	200 butterfly	22
23	100 backstroke	24
25	50 breaststroke	26
27	200 freestyle	28
29/30	200 mixed medley relay	29/30
31	200 freestyle relay	32

Check-in Deadline for Day 3

The 500 freestyle is a positive check-in event. Check-in may be done in person at the registration area or online at usms.org.

Sat., April 30	500 freestyle (women)	7:00 a.m.
----------------	-----------------------	-----------

PLEASE NOTE:

If you do not check in by the deadline, you will not be seeded; there are no exceptions.

Entry Deadline for Day 4 (Sunday) Relays

Relays must be turned in at the relay desk.

Sat., April 30	200 medley relay	4:00 p.m.
----------------	------------------	-----------

2011 USMS Spring National Championships

Kino Aquatics Center

Psych Sheet - Saturday, April 30, 2011

#18 Women 500 Yard Freestyle

Name	Age	Team	Seed	Time
1 Parker, Emily S	25	SDSM	5:08.35	
2 Lewis, Cynthia J	35	NOVA	5:15.45	
3 Dorr, Mc Call J	29	TOC	5:15.50	
4 Jones, Eney	50	DAMM	5:17.21	
5 Smith, Jody L	42	MVM	5:18.44	
6 Holman, Mary E	24	GSC	5:19.00	
7 Parra, Madeline	23	NCMS	5:19.07	
8 Holman, Sara E	24	GSC	5:19.50	
9 Looney, Jessica	22	NEM	5:22.23	
10 Picard, Amanda	42	REDT	5:22.48	
11 Davidoff, Cara	25	TOC	5:25.00	
12 Hug, Laurie	46	1776	5:25.25	
13 Block, Andrea J	49	IM	5:25.33	
14 Matena, Jana	48	MELO	5:25.88	
15 Thomas, Lillian M	27	TERR	5:28.27	
16 Bezdek, Summer	26	ARIZ	5:35.00	
17 Lee, Kristi D	35	SAWS	5:35.00	
18 Carlsen, Jeanne	52	LAPS	5:35.12	
19 Jeter, Kimberly S	39	PNA	5:35.18	
20 Meyer, Marguerite	52	TOC	5:36.00	
21 Day, Nadine K	40	DANY	5:37.66	
22 Dawson, Deborah	42	NBAC	5:37.75	
23 Petersen, Charlotte	46	SPM	5:38.00	
24 Van Erden, Jayme K	25	RMST	5:39.18	
25 Carlson, Jennifer M	31	RMST	5:39.64	
26 Hemelstrand, Julie A	26	ARIZ	5:40.03	
27 Espiritu, Vicki	25	TVM	5:40.79	
28 Werner, Haleigh A	42	PNA	5:42.35	
29 Woodard, Chantal M	23	NCMS	5:42.72	
30 Rammath, Fernette P	45	SYSM	5:42.76	
31 Nelson, Judy A	50	CMS	5:43.00	
32 Brown, Denise H	51	MICH	5:43.72	
33 Hagadorn, Heather	46	CMS	5:44.00	
34 Hill, Laurel S	42	ARIZ	5:44.18	
35 Najjar, Ellie S	49	CMS	5:44.37	
36 Warmuth, Stacey	54	VCM	5:44.64	
37 McClurg, Erica L	40	PHX	5:45.00	
38 Merritt, Erin M	27	AGUA	5:45.48	
39 Liberty, Laurel M	29	LIB	5:45.57	
40 Adams, Kari S	45	LVM	5:45.58	
41 Schickore, Jutta	46	DOC	5:46.71	
42 Richardson, Kim G	42	CMS	5:46.72	
43 Turner, Betsy	27	VMST	5:47.69	
44 Stich, Chris S	33	WMAC	5:48.04	
45 Michalak, Melanie	27	CRUZ	5:48.13	
46 Steadman Martin, Nancy	56	GSM	5:48.50	
47 Val, Jamie	27	LVM	5:48.57	
48 Santos, Debbie M	42	WCM	5:49.49	
49 Vanderpoel, Nicole L	46	CMS	5:49.93	
50 Erickson, Jamie L	27	SDSM	5:50.30	
51 Hankins, Malena	37	GAJA	5:51.06	
52 Oerman, Vonni M	50	CMS	5:51.28	
53 Knapp, Lo D	56	UTAH	5:52.46	
54 Garnier, Kathy L	50	CMS	5:52.66	
55 Stenford, Tani R	45	PNA	5:52.68	
56 Watkins, Elizabeth A	45	OREG	5:52.93	
57 Ingoldsby, Laura K	31	FLAQ	5:54.30	
58 Dowdle, Angela M	22	PNA	5:54.63	
59 Melmer, Katie A	41	MINN	5:55.12	
60 Sorenson, T J	44	MVN	5:55.50	
61 Dixon, Felissa D	28	ARIZ	5:55.57	
62 Major, Becki P	47	ARIZ	5:56.02	
63 Lamph, Becky L	43	LVM	5:56.18	
64 Anderson, Sydney L	19	PNA	5:56.76	
65 Egan, Caroline M	25	FCST	5:57.71	
66 Ward, Julie A	25	UNAT	5:58.00	
67 Dore, Mary G	47	NCMS	5:58.29	
68 Helliwell, Jessica M	35	MVN	5:58.43	
69 Fancher, Katie M	28	AGM	5:59.00	
70 Richell, Kelly A	45	MVN	5:59.83	
71 Gallagher, Kathy	46	DAMM	5:59.99	
72 Thayer, Kathleen	31	SWMS	6:00.05	
73 Reilly, Catie L	30	TOC	6:00.20	
74 Pranke, Bridget A	27	ARIZ	6:00.45	
75 Good, Tricia	39	CMS	6:00.54	
76 Brearey, Pamela R	23	LVM	6:00.70	
77 Kramer, Samantha N	32	NEP	6:01.35	
78 Walker, Sarah E	26	CMS	6:02.13	
79 Bernal, Genevieve M	31	WLAC	6:02.33	
80 Davis, Charlotte M	61	PNA	6:04.00	
81 Wiggins, Kelly M	42	CLOV	6:05.00	
82 Whitaker, Laura	34	CMS	6:05.00	
83 Hamel, Laura	46	SYSM	6:05.00	
84 Henry, B J	47	WCM	6:05.54	
85 Benedict, Anita	47	HEAT	6:07.11	
86 Miller, Celeste	61	SNM	6:07.50	
87 Lerew, Teri L	45	ARIZ	6:08.23	
88 Coussa, Aleigh R	23	ARIZ	6:09.00	
89 Ellington, Cheri	53	SCMC	6:10.00	
90 Roche, Carolyn M	60	CMS	6:10.02	
91 McEwen, Kathryn A	38	ARIZ	6:12.00	
92 Boody, Heidi M	41	LVM	6:12.36	
93 Bloom, Alyson	35	SCA	6:12.58	
94 David, Nicole	43	DAM	6:13.35	
95 Gitzinger, Jennifer L	36	LIB	6:13.55	
96 Thornton, Cindy	53	WM	6:14.03	
97 Hardwick, Lisa M	23	MTMS	6:15.00	
98 Haynie, Dee A	56	TOC	6:17.39	
99 Sullivan, Tiffany J	26	LIB	6:18.85	
100 Inboden, Jen	31	ARIZ	6:18.94	
101 Breen, Barbara L	52	MELO	6:19.00	
102 Burns, Caileen	25	NEM	6:19.37	
103 Grilli, Tracy L	54	NEM	6:19.99	
104 Jackson, Nicole	41	WMAC	6:20.00	
105 Finch, Merry B	56	YCMS	6:21.37	
106 Pryor, Evelyn G	34	OREG	6:21.48	
107 Ewen, Chrystena E	37	NEM	6:23.89	
108 Stokes, Karin E	50	NEM	6:24.00	
109 Shore, Susan	48	WH2O	6:24.34	
110 Leithiser, Mary Ellen	50	LAPS	6:25.00	
111 Lockhart, Christine N	52	UNAT	6:25.05	
112 Ray, Nicole	40	UNAT	6:25.22	
113 Cooperrider, Beth C	43	ARIZ	6:27.50	
114 Hajost, Cynthia M	51	RMST	6:28.58	
115 Dills, Suzanne L	66	PNA	6:29.37	
116 Scarpulla, Beth	40	VACA	6:30.00	
117 Gundred, Barb L	59	PNA	6:30.05	
118 Quinn, Phyllis E	55	TOC	6:30.34	
119 Corliss, Linda L	51	NMMS	6:30.49	
120 Carter, Ruth A	52	AKMS	6:30.52	
121 Hickel, Jessie J	52	PNA	6:31.00	
122 Nicholson, Nancy A	54	SCA	6:31.13	
123 Eisenman, Judy A	57	TAM	6:32.45	
124 Oggel, Amy E	41	ARIZ	6:33.36	
125 Moyer, Michelle A	48	RMST	6:33.78	
126 Lacy, N Markell	27	FCST	6:33.96	
127 Turner, Abby C	26	PHX	6:34.42	
128 Kessinger, Katy L	56	UTAH	6:35.34	
129 Swingle, Kristen L	34	ARIZ	6:40.00	
130 Daniels, Karen K	49	SCA	6:40.00	
131 Hussey, June C	49	SLN	6:40.00	
132 Laney, Judith B	58	CMS	6:40.10	
133 Mullaney, Amy B	50	ARIZ	6:41.00	
134 Lowder, Kaitlyn	18	PNA	6:41.02	
135 Derr, Kirsten L	46	CMS	6:41.39	
136 Shoenberger, Linda R	63	TAM	6:41.54	
137 Mitchell, Alison A	56	MVN	6:42.31	
138 Stradling, Samantha J	21	UTAH	6:43.48	
139 Wymelenberg, Lynn A	55	RMST	6:44.00	
140 Turnblom, Jeralyn	24	UTAH	6:44.20	
141 Tegeler, Kara	21	HMS	6:45.00	
142 Ottati, Chris	55	WCM	6:45.00	
143 Sherwood, Devon	40	OAM	6:45.56	
144 Nelson, Kathryn B	44	ARIZ	6:46.03	
145 Marr, Jackie M	67	SDSM	6:48.89	
146 Helmrich, Susan P	55	UNAT	6:50.00	
147 Schwartz, Judith E	56	MELO	6:50.24	
148 Braaten, Kitten	55	VMST	6:50.95	
149 Menard, Joanne	63	ARIZ	6:51.64	
150 Shaw, Lucy M	52	PNA	6:52.72	
151 Haberstick, Carrie	39	NWSC	6:55.00	
152 Cluter, Cynthia G	51	HMS	6:55.51	
153 Gruender, Mitzi E	55	ARIZ	6:55.70	
154 Heaphy, Alison G	44	ADMS	6:57.00	
155 Nolte, Susan D	50	CMS	6:58.00	
156 Bauer, Jeannette M	61	SCA	6:59.28	
157 McDermott, Ann Y	56	NEM	7:00.00	
158 Lyman, Carolyn B	60	UTAH	7:06.11	
159 Chapman, Linda	55	PNA	7:10.00	
160 Coupe, IngaLisa	41	LAPS	7:10.05	
161 Priddis, Anita	18	UTAH	7:12.22	
162 Bednar, Christy	66	DAMM	7:12.29	
163 Singer, Shannon R	41	PNA	7:15.00	
164 Itzler, Ellen R	52	FLAQ	7:16.91	
165 Pohlmann, Mary M	66	SLAM	7:21.69	
166 Wright, Jill M	60	SAWS	7:26.41	
167 Krucker, Kathy A	62	ARIZ	7:30.00	
168 Leonardo, Julie	39	LVM	7:30.00	
169 Courtright, Lois W	49	PHX	7:36.00	
170 Anziano, Marcia	66	CMS	7:36.37	
171 Casey, Kathrine J	62	PNA	7:40.04	
172 Reid, Colleen G	61	HIMA	7:40.52	
173 Durrant, Betsy	69	VMST	7:41.54	
174 Gillies, Judy L	63	ARIZ	7:43.59	
175 Ridout, Nancy J	69	TAM	7:45.50	
176 Birkhead, Jane C	70	MOST	7:51.23	
177 Leilich, Joann	72	WMST	7:59.00	
178 Kaufmann, Karen E	46	VMST	7:59.94	
179 Irvin, Ruth A	36	COM	8:06.23	
180 Shockro, Ellen K	68	NOVA	8:08.31	

2011 USMS Spring National Championships
Kino Aquatics Center
Psych Sheet - Saturday, April 30, 2011

#18 ... (Women 500 Yard Freestyle)

181	Caron, Aagje A	69 GBM	8:08.41
182	DeVennish, Elaine H	62 NAM	8:08.76
183	Goldfarb, Amy	56 RGSC	8:17.00
184	Tyler, Sarah L	66 SNM	8:31.00
185	Arriola, Susan W	52 ARIZ	8:32.01
186	Weinberg, Wendy L	65 PHX	8:34.01
187	Conkey, Nancy	66 SNM	8:35.24
188	Ketterer, Sue	56 ARIZ	8:37.75
189	Carlin-Roth, Jennifer	42 FCST	8:45.87
190	Coburn, Mary Anne	69 NWSC	8:47.08
191	Rogers, Darlene	56 LVM	8:50.00
192	Caldwell, Dionne B	78 NOVA	8:50.14
193	Baker, Gini M	60 SDSM	8:59.90
194	Stowell, Diane M	77 HIMA	9:00.00
195	Mullen, Margaret J	55 IM	9:00.00
196	Ozun, Toni H	46 LVM	9:00.00
197	Jordan, Betsy T	74 SDSM	9:00.00
198	Renner, Charlotte A	55 GOLD	9:30.00
199	Underbrink, Mary	52 PNA	9:30.00
200	Rooney, Joanne T	77 IM	9:50.00
201	Simmons, Pam	62 PCAT	10:00.00
202	Moore Barnett, Barbara	50 UNAT	10:00.00
203	Buchanan, Peggy	78 CMS	10:37.84
204	Bogue, Sherri L	47 FMM	10:54.71
205	Linnihan, Beverly L	73 ARIZ	10:56.90
206	Avery, Susan H	69 MM	11:07.36
207	Chase, Lida G	72 HIMA	11:08.63
208	Trevison, Ellie	68 FACT	11:10.00
209	Murray, DJ	81 LCM	11:42.35
210	Kornfeld, Maurine E	89 MVN	11:47.29
211	Anderson, Jody	81 CMS	12:30.00
212	Loehr, Molly L	59 NWSC	13:25.20
213	Saddal, Charlotte E	88 MM	15:21.86
214	Walters, Carol K	70 PHX	15:28.05

2011 USMS Spring National Championships
Kino Aquatics Center
Meet Program - Saturday, April 30, 2011

#19 Men 100 Yard IM

Lane	Name	Age	Team	Seed	Time
Heat 1 of 51 Finals					
2	Roudebush, George M	86	PNA		2:54.62
3	Webster, Dale A	85	SDSM		1:57.57
4	Piemme, Frank	86	LOST		1:29.37
5	Rudloff, G Edward	87	TOC		1:47.18
6	Foster, Warren A	85	O*H*		2:16.34
7	Larson, E Ole	90	NCMS		2:24.83
Heat 2 of 51 Finals					
3	Burgess, H. William	82	HIMA		2:11.05
4	Baker, Donald J	80	SDSM		1:45.90
5	McClow, Richard	80	NWSC		1:42.49
6	Hoppe, Frederick J	83	SDSM		1:43.01
7	Knowles Sr, Percival A	80	SWIF		2:07.49
Heat 3 of 51 Finals					
2	Easterla, David A	73	MOVY		1:47.53
3	Goodwin, Lance	70	CMS		1:32.20
4	Goldstein, Simon	73	ARIZ		1:46.08
5	Earp, Wyatt	65	ARIZ		1:30.00
6	Smith, William R	66	PNA		1:38.07
7	Tewksbury, Glenn A	77	ARIZ		1:53.21
Heat 4 of 51 Finals					
1	Fritz, Jack R	78	ARIZ		1:51.08
2	Good, Larry A	77	SLAM		1:36.58
3	Taft, Peter R	75	SCAQ		1:35.10
4	Thayer, George D	75	OREG		1:28.50
5	Bailie, Bob	75	WMST		1:20.13
6	Best, Bob	78	SDSM		1:21.00
7	Smethurst, Everett W	76	NOVA		1:28.94
8	Erler, Richard C	75	LCM		1:36.39
9	Mullins, Stephen M	78	IM		1:45.00
Heat 5 of 51 Finals					
1	Zuur, James	70	MPM		1:31.00
2	May, George	73	WMAC		1:30.36
3	Bolze, Joseph R	71	METR		1:27.81
4	Wolfe, Artie	71	CMS		1:11.24
5	Freshley, Mike R	70	SDSM		1:06.90
6	Farrell, Jeff	74	SBM		1:09.00
7	Bledsoe, Dennis R	72	WCM		1:19.20
8	Learmonth, William R	71	O*H*		1:28.93
9	Cuevas, Miguel	70	SONO		1:30.50
Heat 6 of 51 Finals					
1	Freeman, Frank B	65	CVMM		1:23.97
2	Dannenberg, James	66	WMAC		1:19.50
3	Burson, William W	66	CMS		1:16.00
4	Stern, Tom K	65	STAN		1:14.40
5	Davis, Don M	66	RHMS		1:10.60
6	Brundage, Warner F	68	VMST		1:14.31
7	Kremer, James N	65	CMS		1:15.00
8	Anderson, Fred W	69	OREG		1:19.33
9	Sawyer, Dennis L	67	PNA		1:22.84

Heat 7 of 51 Finals

1	Dennis, D Craig	65	WCM		1:10.32
2	Pelissier, Jim L	67	MINN		1:09.00
3	Olson, Robert H	66	WCM		1:08.10
4	Burns, Richard	67	TAM		1:06.00
5	Strand, Robert	65	ROSE		1:02.00
6	Abrahams, Richard T	66	CMS		1:03.50
7	Elder, James E	67	TOC		1:08.00
8	Frost, Kenneth A	66	TAM		1:08.50
9	Van Baalen, Vinus	68	SDSM		1:09.15

Heat 8 of 51 Finals

1	Miller, Jamie A	56	NCMS		1:37.85
2	Weber, Gregory J	57	LIB		1:18.00
3	Bodmer, Thomas C	57	ARIZ		1:16.50
4	Getts, David H	55	PHX		1:15.00
5	deRoode, Bob	55	UNAT		1:15.00
6	Gosha, Joseph D	57	NCMS		1:16.83
7	Nichols, Scott	56	FGST		1:24.39
8	Jacobs, Edward L	64	NOVA		1:40.00

Heat 9 of 51 Finals

1	Welton, John C	64	ARIZ		1:35.00
2	Hurwitz, Andy	63	PHX		1:30.00
3	Colby, Curt	61	CMS		1:17.75
4	Lawrie, Jim	64	SNM		1:14.00
5	Dodge, David R	64	CMS		1:14.00
6	Velazquez, Cristobal	60	SONO		1:14.00
7	Varner, Tim	60	CMS		1:14.65
8	Class, Patrick L	62	SNM		1:18.21
9	Carew, Michael P	61	OREG		1:34.00

Heat 10 of 51 Finals

1	Peterson, Steven B	64	PNA		1:13.70
2	Shoor, Kenneth M	62	LAPS		1:13.00
3	Brzezinski, Jay	64	PALM		1:12.59
4	Cotter, Pat	60	OREG		1:10.90
5	Meyerhoff, Rick	64	TAM		1:10.00
6	Stanley, Mark	60	SRM		1:10.00
7	Mc Clelland, Mac D	62	MAM		1:11.03
8	Batizy, Levente G	64	O*H*		1:12.60
9	Gemmill, Dave G	63	PHX		1:13.12

Heat 11 of 51 Finals

1	Springer, Douglas A	64	ARIZ		1:07.00
2	Wright, Robert W	60	MOVY		1:05.56
3	DeWitt, Peter	60	DLMA		1:05.42
4	Derr, John M	62	VCM		1:04.00
5	Heck, Steven V	61	MOST		1:03.03
6	Kerns, Hubie	61	VCM		1:03.78
7	Frisch, David J	62	VMST		1:04.50
8	Wilder, Hugh	63	SRM		1:05.50
9	Tharp, Greg J	60	WMST		1:05.77

Heat 12 of 51 Finals

1	Nielsen, Joseph A	56	UNAT		1:14.13
2	Joost, Ron D	55	PHX		1:12.74
3	Reeder, Bill D	58	PNA		1:11.96
4	Carvotta, Tom	56	ADMS		1:10.20
5	Taylor, Gordon S	59	PHX		1:09.25
6	Smith, Gregory Z	57	NMMS		1:09.55
7	Dougherty, Michael P	59	MM		1:11.26
8	Edwards, Clive G	57	SWM		1:12.00
9	Adcock, Richard P	55	PNA		1:14.00

Heat 13 of 51 Finals

1	Kutz, Mark D	55	VMST		1:09.09
2	Delaney, Mike J	56	NEM		1:08.22
3	Eggar, Jack D	58	ELG		1:08.05
4	Mickelson, Kurt S	56	ARIZ		1:08.00
5	McLintock, John	56	SDSM		1:07.84
6	Shevlin, Jeff L	56	SAC		1:07.89
7	Ortiz, Keith	55	NMMS		1:08.00
8	Hoffmann, Paul G	55	WM		1:08.10
9	Caligiuri, Dan A	55	UNAT		1:09.00

Heat 14 of 51 Finals

1	Schmitz, Robert L	58	NCMS		1:07.76
2	Bovard, Ralph S	58	MINN		1:07.15
3	Marsh, Russell L	55	CMS		1:07.02
4	Ditolla, Robert J	56	ARIZ		1:06.90
5	Fowler, Gregory L	57	MVN		1:06.74
6	Bohlken, Ross P	56	BLU		1:06.82
7	Heyes, Greg	56	LAPS		1:07.00
8	Shaw, Gary D	56	UTAH		1:07.10
9	Bright, David C	58	NEM		1:07.50

Heat 15 of 51 Finals

1	Paul, Gordon M	58	CLOV		1:06.50
2	Comfort, Mark S	57	MM		1:06.00
3	Waterbury, Stuart S	57	CMS		1:05.25
4	Williams, Bruce F	57	RICE		1:05.00
5	Stambaugh, Stephen E	56	1776		1:04.00
6	Pettibone, John H	56	SNM		1:05.00
7	Finn, Peter R	57	DOC		1:05.10
8	Montgomery, Mark	55	NOVA		1:05.73
9	Mc Bride, Duncan Q	56	LAPS		1:06.18

Heat 16 of 51 Finals

1	Adkison, Bill	55	RHMS		1:03.89
2	Haufler, Steven E	58	OAM		1:03.26
3	Middleton, Marc D	59	BLU		1:02.58
4	Von Hoffmann, Gerard	55	NOVA		1:02.00
5	Gilchrist, Donald B	57	NCMS		1:01.50
6	Martin, Doug	57	ARKM		1:02.00
7	Wilson, Robert H	59	NMMS		1:02.50
8	Wall, Dan	55	ADMS		1:03.12
9	Lindstedt, David P	55	LAPS		1:03.66

Heat 17 of 51 Finals

1	Colella, Rick	59	PNA		1:01.45
2	Supple, Robert C	56	NMMS		1:00.50
3	Djang, Philipp A	56	RHMS		1:00.00
4	Abbott, Rick E	56	AKMS		59.10
5	Groselle, Jack R	56	SYSM		57.29
6	Mann, Michael T	56	CMS		58.00
7	Rider, Lee A	55	RHMS		1:00.00
8	Graham, Donald	56	PNA		1:00.03
9	Roth, Barry	56	ARIZ		1:00.58

2011 USMS Spring National Championships
Kino Aquatics Center
Meet Program - Saturday, April 30, 2011

Heat 18 (#19 Men 100 Yard IM)

1 Bahamon, Luis E	49 WH2O	1:20.00
2 Wasowicz, Jeff D	47 ARIZ	1:14.00
3 Froebel, Marc M	46 UNAT	1:10.17
4 Hancock, Trey	45 RGSC	1:18.00
5 Broad, Matthew R	51 ABM	1:20.07
6 Downey, James E	50 HURY	1:16.58
7 McCarthy, Shaun	50 PCAT	1:19.50
8 Blanco, Alonso O	36 MOST	1:06.21
9 Kinder, John S	38 OREG	1:06.34

Heat 19 of 51 Finals

1 Underbrink, Dan	54 PNA	1:11.93
2 Orr, James W	52 PNA	1:09.47
3 Watkins, Doug	50 PPSL	1:08.84
4 Lysinger, Chris S	54 COM	1:07.25
5 Gevers, Willy	51 PNA	1:07.01
6 Cannon, Richard P	54 CVM	1:07.06
7 Tomizuka, Frank M	51 ARIZ	1:08.60
8 Raine, Charlie	51 LAPS	1:09.00
9 Traynor, John	51 IM	1:11.63

Heat 20 of 51 Finals

1 Kristek, Tom	54 NITR	1:07.00
2 Neiswonger, Richard J	51 MVN	1:07.00
3 Kaczmarek, Mark A	54 WMAC	1:06.93
4 Dahle, Gene M	51 MSMA	1:06.59
5 Rocha, Gonzalo	54 SONO	1:06.00
6 Fisher, Dennis E	51 CSMT	1:06.50
7 Alexander, Peter D	52 WMAC	1:06.69
8 Virjee, Fram M	50 LAPS	1:07.00
9 Pearlman, Ron	53 ROSE	1:07.00

Heat 21 of 51 Finals

1 Baird, Jeff A	51 PHX	1:05.82
2 Vargas, Daniel	50 ARIZ	1:05.21
3 Nelson, Kurt D	51 CMS	1:04.40
4 Richardson, Rob K	50 ARIZ	1:04.21
5 Soltys, Ted J	50 NWSC	1:04.00
6 Wagoner, Victor	54 LAPS	1:04.10
7 Richey, Steven C	50 MSMA	1:04.27
8 Allen, Doug	51 LVM	1:05.00
9 Hallahan, Jack	50 OAM	1:05.77

Heat 22 of 51 Finals

1 Neville, Richard	54 FAST	1:03.23
2 Jourdonnais, Craig S	51 MM	1:03.10
3 Pogue, Jim H	50 MICH	1:03.00
4 Tallman, Karl G	52 CRUZ	1:03.00
5 Hathaway, David	50 OREG	1:02.67
6 Nolte, Christopher C	54 CMS	1:02.80
7 Riley, John E	50 NCMS	1:03.00
8 Heinemann, William A	53 NIAG	1:03.08
9 Allen, Peter J	52 WMAC	1:03.14

Heat 23 of 51 Finals

1 Reed, Clay F	54 CRUZ	1:02.56
2 Anderson, Kirk H	51 CMS	1:02.00
3 Johnston, Mark A	50 CMS	1:01.50
4 Lundberg, David	50 UTAH	1:01.00
5 Sherman, Bill	52 MOVY	1:00.04
6 Dozer, Gregory J	53 PHX	1:00.05
7 Davis, Stephen M	52 SCA	1:01.18
8 Garside, Simon P	50 LAPS	1:01.85
9 Franklin, Sam D	53 LVM	1:02.50

Heat 24 of 51 Finals

1 Gibson, Dave	50 IM	59.50
2 Smith, Paul L	51 ARIZ	59.00
3 Carter, Paul V	53 TOC	58.00
4 Bugg, Bob	53 GAJA	57.09
5 Anderson, Bruce A	50 UNAT	56.78
6 Guthrie, David M	50 TXLA	56.89
7 Bank, Holden J	51 BLU	57.50
8 Heath, Robert H	54 MAM	59.00
9 Mann, Jonathan E	50 CMS	59.27

Heat 25 of 51 Finals

1 Weiss, Scot H	46 BLU	1:10.00
2 Houghton, Ken	45 GSMS	1:09.24
3 Martin, Rob D	45 PNA	1:08.76
4 Perkins, Martin	48 AAA	1:07.00
5 Edwards, Andy	46 IAMA	1:05.99
6 McCulloch, Andrew S	45 CMS	1:06.00
7 Boileau, Michael G	49 CMS	1:07.23
8 Dettmer, Robert B	45 OREG	1:09.17
9 Dajnowicz, Mark A	45 SCA	1:09.61

Heat 26 of 51 Finals

1 Freund, John D	48 MINN	1:05.47
2 Ozun, Sabri	47 LVM	1:04.98
3 McKee, Steve	47 NMMS	1:04.85
4 Goodwin, Rob	46 CMS	1:04.65
5 Blavatnik, Alex	46 FLAQ	1:04.50
6 Woudwijk, Rik	45 LAPS	1:04.62
7 Hubert, Craig J	46 JAM	1:04.80
8 Weston, Raymond C	49 NIAG	1:04.95
9 Robinson, Rick A	48 ARIZ	1:05.00

Heat 27 of 51 Finals

1 Whitney, Timothy C	46 PCAT	1:03.82
2 Unger, Michael S	46 BLU	1:03.00
3 Cotton, Dan	48 ARIZ	1:02.36
4 Bright, John M	46 MVN	1:02.00
5 Levy, Dan	45 WM	1:01.58
6 Gabriel, Noah	46 DBMS	1:01.77
7 Cleaver, Oliver	48 SAWS	1:02.01
8 Condon, Doug	48 TVM	1:02.99
9 Volzing, Mace P	46 WAMS	1:03.80

Heat 28 of 51 Finals

1 Bailey, Mason T	46 NCSM	1:01.52
2 Lentz, Randy	48 MINN	1:01.04
3 Safa, Eddie	48 SCA	1:00.20
4 Carpenter, Michael J	46 MSMA	59.89
5 Jaegers, Al	48 ARIZ	59.50
6 Stewart, Henry D	47 NCMS	59.51
7 Marx, Jeff	46 NITR	1:00.01
8 Alexander, Jeff	47 WMAC	1:01.00
9 Barringer, Rob	45 CMS	1:01.36

Heat 29 of 51 Finals

1 Chao, Hector	47 WCM	59.33
2 De Biase, Terry A	46 ARIZ	58.50
3 Jones, Brian A	45 NAM	57.00
4 Beatty, Dan C	45 GAJA	56.02
5 Tuchler, Jim	46 IM	53.80
6 Rasmussen, Anders M	47 TXLA	54.41
7 McCool, Chris	46 UNAT	56.53
8 Jimenez, Carlos A	46 RICE	57.52
9 Ponthier, Chuck	48 LAPS	58.63

Heat 30 of 51 Finals

1 LoCascio, Jim	41 UNAT	1:10.53
2 Montgomery, William D	44 ARIZ	1:10.00
3 Paxton, Sean C	42 ROSE	1:07.54
4 Smith, Bryan E	43 PNA	1:06.88
5 Rubacky, Mark S	41 NEM	1:06.64
6 Young, Michel F	40 VCM	1:07.00
7 Hitchcock, Robert T	44 ABM	1:10.00
8 Dobrosielski, Cris	41 SDSM	1:10.00
9 Wong, Douglas L	35 CMS	1:03.32

Heat 31 of 51 Finals

1 Belnap, Mark	41 UTAH	1:06.14
2 Muth, Daniel F	44 SCAQ	1:05.80
3 Steen, Peter	41 NMMS	1:05.10
4 Kent, Aric E	40 MYST	1:04.75
5 McClung, Paton M	41 LJSJ	1:03.79
6 Beck, Jonathan P	40 SLAM	1:04.31
7 Fletcher, Kevin A	40 ADMS	1:04.90
8 Hoyt, Brian K	44 CMS	1:05.50
9 Minkey, Donald J	43 WMAC	1:06.00

Heat 32 of 51 Finals

1 Grazier, David E	40 CMS	1:03.79
2 Powell, Steven T	43 LAPS	1:03.43
3 Wood, Jeffrey E	41 NEM	1:03.24
4 Boosin, Michael J	44 SCAQ	1:02.35
5 Broglio, Mike	40 NEM	1:01.85
6 Rosinski, Thomas J	41 CMS	1:02.00
7 Johnson, Bowen M	44 PHX	1:02.78
8 Jacobi, Jim N	43 PCAT	1:03.24
9 Kirker, John J	40 NOVA	1:03.51

2011 USMS Spring National Championships

Kino Aquatics Center

Meet Program - Saturday, April 30, 2011

Heat 33 (#19 Men 100 Yard IM)			Heat 38 of 51 Finals			Heat 43 of 51 Finals		
1	Eliasek, Steve	42 QMST 1:01.50	1	Gillilan, William J	39 NMMS 1:01.38	1	Asti, Trevor	33 MICH 59.90
2	Gomez, Felipe	43 NCMS 1:01.17	2	Urquhart, Mark J	36 PNA 1:01.10	2	Herman, Adam L	31 UNAT 59.27
3	Young, Timothy	40 WMAC 1:01.10	3	Iglesias, Rodrigo J	35 LJSM 1:01.00	3	Durieux, Chad A	31 ROSE 59.05
4	King, Phillip J	44 OREG 1:00.89	4	Mason, Michael	37 ROSE 1:00.53	4	Keefe, Michael R	30 SWOM 58.99
5	Puccio, Thomas F	44 SCA 1:00.28	5	Alex, Casey K	38 PNA 59.73	5	Teichman, Marc	33 ARIZ 58.67
6	Gassner, John	44 REDT 1:00.50	6	Karren, Kelly S	37 UNAT 59.90	6	Stanton, Jeremiah	30 RGSC 58.70
7	Hamilton, Nathan	42 SNM 1:01.00	7	Spires, D C	37 PHX 1:00.63	7	Brunson, Christopher D	30 WMAC 59.00
8	Waud, Timothy P	43 OREG 1:01.16	8	Thayer, Jason W	39 IM 1:01.00	8	Daniels, Philip J	33 GAJA 59.19
9	Harrison, Sean C	42 OCMT 1:01.20	9	Foster, Ryan F	35 LJSM 1:01.14	9	Hannah, DJ	34 PHX 59.89
Heat 34 of 51 Finals			Heat 39 of 51 Finals			Heat 44 of 51 Finals		
1	Gogulski, David H	42 NITR 1:00.20	1	Turner, Jason M	35 PHX 59.63	1	Holsman, Trent T	30 TOC 57.89
2	Gonzales, Mike S	44 CMS 59.50	2	Schmerker, John T	35 PCAT 59.36	2	Schmidt, Matthew B	33 WH2O 56.89
3	Power, Michael L	43 WMAC 59.33	3	Ruminski, Greg	36 UNAT 57.50	3	Greves, Richard	33 NEM 56.50
4	Livingston, Terry	44 DBMS 59.00	4	Rezek, Tony	38 MOVY 56.90	4	Moses, Ed	30 ROSE 54.00
5	Baleka, Siphwe K	40 UNAT 58.91	5	Leibrand, Daniel J	39 ARIZ 55.81	5	Morris, Chad	34 MGM 53.24
6	Boodt, Bradley N	43 LVM 58.96	6	Mc Kay, Matthew G	39 TOC 56.70	6	Conway, Adam M	32 TVM 53.43
7	Duus, Gabe G	40 SWMS 59.23	7	Scollon, Erik L	39 WH2O 57.50	7	Robinson, Michael T	31 1776 55.10
8	Thomas, Joe C	41 LJSM 59.45	8	Ohman, Niclas K	36 NEM 58.25	8	Greenwood, Scott C	33 TOC 56.50
9	Mench, Edward H	44 SYSM 59.61	9	Nance, Chad A	38 O*H* 59.60	9	Winston, Zachary P	30 WH2O 57.70
Heat 35 of 51 Finals			Heat 40 of 51 Finals			Heat 45 of 51 Finals		
1	Dietrich, Jim	40 NOVA 58.83	1	Hafner, Kevin T	36 MICH 55.64	1	Orr, Boyd A	25 VMST 1:08.00
2	Hunsaker, Eric C	41 SLAM 58.28	2	Delgado, Roberto E	36 NOVA 55.00	2	Van Slyke, Donald A	28 ARIZ 1:02.68
3	Mugford, Stephen A	44 NEM 58.00	3	West, Steve T	39 NOVA 54.23	3	Miller, Joshua S	25 CSMT 1:00.50
4	Wermuth, Michael	43 UNAT 57.51	4	Christoffel, Ben J	35 ISF 53.65	4	Johnson, Luke B	28 HOPK 59.91
5	Mehok, George K	43 O*H* 56.94	5	Comings, Jeff P	37 PHX 51.71	5	Freed, Zachary	25 MOST 59.84
6	Brundage, Patrick W	44 ARIZ 57.38	6	Wanie, Lee G	37 TOC 52.75	6	Fisher, Zachary A	25 CSMT 1:00.00
7	Barr, J B	42 OMAH 57.55	7	Orris, Ron	38 NITR 53.91	7	Tolman, Brian A	28 UNAT 1:02.45
8	Doherty, Todd S	40 PNA 58.11	8	Raese, T R	38 IM 54.50	8	Jorgensen, Michael	26 WH2O 1:06.22
9	Summe, Brian C	44 SWOM 58.75	9	Jacobson, Brian L	37 MINN 55.11	Heat 46 of 51 Finals		
Heat 36 of 51 Finals			Heat 41 of 51 Finals			1	Wallace, Wiley K	28 ARIZ 59.75
1	Sumner, David M	40 MVN 56.50	1	Guzman, Erik	31 WH2O 1:15.00	2	Wensley, Ryan	25 ROSE 58.32
2	Henderson, Kevin C	41 NMMS 56.06	2	Hoiland, Kevin A	32 SDSM 1:05.80	3	Taylor, Denton S	26 PHX 57.33
3	Tiltmann, Laren A	41 WMAC 55.50	3	Lindstrom, John E	33 IM 1:04.34	4	Shiosaki, Daniel T	26 RICE 56.00
4	Williams, Neill	43 DCAC 54.81	4	Hranac, Sean	32 PHX 1:03.55	5	Shores, Kyle M	25 PHX 55.00
5	Dennison, Keith	40 LVM 53.65	5	Lerable, Brian C	31 SVAM 1:01.50	6	Lentz, Graham M	26 TOC 56.00
6	Stackle, Kirk	43 NITR 54.35	6	Chung, Jason J	30 CUBU 1:02.62	7	Burnett, Andrew B	28 ALEX 56.21
7	Santos, Roque J	43 WCM 55.45	7	McGowan, Sean M	30 AGUA 1:04.27	8	McCaffrey, Garrett W	28 PHX 57.56
8	Bartee, Todd A	41 TXLA 56.00	8	Boeke, Lonny	33 WLAC 1:04.50	9	Morin, Justin P	26 PNA 59.18
9	Beatty, Mark S	42 GAJA 56.29	9	Scott, Ryan C	33 WLAC 1:08.55	Heat 47 of 51 Finals		
Heat 37 of 51 Finals			Heat 42 of 51 Finals			1	Candido, Rafael M	28 CSMT 54.12
1	Wen, Patrick J	38 WCM 1:03.30	1	Hwang, Wayne	33 NOVA 1:01.49	2	Hadley, Eric M	27 ARIZ 53.57
2	Braun, Mark	39 OREG 1:03.00	2	Cova, Luis E	30 UNAT 1:01.00	3	Deery, Kyle B	26 SYSM 53.00
3	Wendkos, David	39 AAA 1:02.50	3	Ash, Jeffrey M	34 NEM 1:00.76	4	Marshall, Gary N	29 TOC 52.64
4	Jackson, Scott J	36 NOVA 1:02.26	4	Chadeayne, Andrew	31 DCM 1:00.00	5	Rollins, Dave E	26 ARIZ 51.84
5	Butcher, Rob	38 SYSM 1:01.97	5	Hinks, Otto	32 ARIZ 1:00.00	6	Stephens, Mark C	27 STAN 52.37
6	Weigand, TJ	38 WLAC 1:02.00	6	Dean, Michael R	30 WH2O 1:00.00	7	Dorr, John W	27 TOC 52.96
7	Tomson, Farol L	39 GERM 1:02.29	7	Brussow, Chris	33 UTAH 1:00.00	8	Baldwin, Hank	27 ARIZ 53.00
8	Connor, Mac	37 FCA 1:02.54	8	Cummings, Kenneth C	32 ARIZ 1:00.94	9	MacLennan, Brett	26 WH2O 53.99
9	Ashmore, Michael	39 SMSC 1:03.09	9	Mulcahy, Ryan P	33 MGM 1:01.00	Heat 48 of 51 Finals		
						3	Williamson, Eric R	20 HMS 1:05.83
						4	Neuberger, Kyle J	22 UTAH 1:05.23
						5	Walsh, Thomas R	23 MINN 1:05.26
						6	Vimislik, Jeremy	22 HMS 1:11.87

2011 USMS Spring National Championships
Kino Aquatics Center
Meet Program - Saturday, April 30, 2011

Heat 49 (#19 Men 100 Yard IM)

1	Whitefield, Benjamin G	21 PNA	1:04.94
2	Bettini, Federico	21 HMS	1:03.50
3	Anderson, Travis W	23 ARIZ	1:02.74
4	Cova, Jose L	19 UNAT	1:02.00
5	Lintz, Ian M	24 SNM	1:01.85
6	Diaz-Arias, Lucas A	20 CMS	1:02.00
7	Constandse, Wesley	24 UTAH	1:02.12
8	Rodriguez, Miguel L	24 NCMS	1:03.30
9	Gonzales, Robert V	22 PHX	1:03.72

Heat 50 of 51 Finals

1	Smith, Ben A	24 DKTA	1:01.78
2	Veintimilla, Miguel	23 ROSE	1:01.48
3	Jenkins, Brian T	23 SDSM	1:01.00
4	Sprinkle, Baden P	23 HMS	1:00.77
5	Naugle, Andrew	20 DUCK	59.19
6	Garza, Richard J	23 FLAQ	59.77
7	Ieronimo, Tom J	22 ARIZ	1:00.90
8	Fuller, Michael E	19 ROSE	1:01.48
9	Vandruff, Thomas C	18 UNAT	1:01.54

Heat 51 of 51 Finals

1	Laney, Maxwell B	23 ARIZ	58.20
2	Taylor, Dylan	24 PHX	57.02
3	Bower, Kenny G	23 TOC	56.16
4	Chapman, Chris J	24 PNA	54.86
5	Frantz, Robert S	23 NCMS	52.00
6	Silva, Nelson	24 ROSE	52.50
7	Richard, Nathan D	23 UNAT	55.21
8	Carlson, Andrew	24 NCMS	56.50
9	Dolar, Kevin I	23 USF	57.04

#20 Women 100 Yard IM

Lane	Name	Age	Team	Seed	Time
------	------	-----	------	------	------

Heat 1 of 35 Finals

2	Rooney, Joanne T	77 IM	2:19.00
3	Buchanan, Peggy	78 CMS	2:12.87
4	Stevens, Ann B	77 IM	2:15.00
5	Bohl, Nan	82 MOVY	1:45.41
6	Kinney, Nancy	82 PHX	1:49.26
7	Allen, Susan J	66 USF	1:40.00
8	Mc Partland, Peg K	69 MAM	1:45.00

Heat 2 of 35 Finals

1	Henderson, Martha J	74 FACT	1:59.83
2	Arnold, Patricia F	72 SMS	1:53.14
3	Stretch, Nancy	71 TOC	1:41.00
4	Jebe, Margit H	72 T2NM	1:35.00
5	Leilich, Joann	72 WMST	1:30.00
6	Clifford, Gynt	72 SDSM	1:35.17
7	Case, Mary Ann	71 ARIZ	1:47.01
8	Fritz, Jill D	70 ARIZ	1:56.44
9	Schmock, Gretchen K	68 ARIZ	1:38.51

Heat 3 of 35 Finals

1	Hill, Marcia M	66 AGUA	1:37.94
2	Kranpitz, Nancy	66 WMAC	1:31.88
3	Ward, Joy	68 OREG	1:27.59
4	Dameron, Pam D	65 QMST	1:26.50
5	Boak, Carolyn	65 WMST	1:16.30
6	Frid, Barbara	69 OREG	1:24.50
7	Webb, Linda	65 FLAQ	1:27.33
8	Todd, Diana F	67 SNM	1:29.02
9	Ackley, Ella B	68 MM	1:35.97

Heat 4 of 35 Finals

1	Myer, Cynthia J	58 IMSC	1:40.29
2	Girard, Mikey G	57 ARIZ	1:39.90
3	Kenal, Katherine	57 UTAH	1:35.00
4	Duane, Debbie	56 ARIZ	1:40.00
5	Leconte, Barbara A	64 BAM	1:44.52
6	Christenson, Candy J	64 WMAC	1:35.22
7	Hirakawa, Diane M	62 SDSM	1:42.05
8	May, Carole S	63 UNAT	2:00.46

Heat 5 of 35 Finals

1	Krucker, Kathy A	62 ARIZ	1:35.00
2	Felton, Anezka G	63 TOC	1:27.43
3	Montrella, Beverly J	64 MVN	1:23.94
4	Altman, Christie	61 ARIZ	1:18.52
5	Schmidt, Jonelle	60 ARIZ	1:15.00
6	Murphy, Patricia B	60 UNAT	1:16.10
7	LeClercq, Toni M	63 PNA	1:19.03
8	Tyler, A Susan	62 SNM	1:25.05
9	Reid, Colleen G	61 HIMA	1:34.63

Heat 6 of 35 Finals

1	Meteyer, Beverly B	57 LVM	1:24.52
2	Watts, Sue N	56 1776	1:23.85
3	Yanson, Karen D	55 DLMA	1:23.45
4	Guins, Ann H	57 O*H*	1:22.02
5	Glassman, Debbie A	57 PNA	1:17.90
6	Wolff, Melinda S	58 1776	1:18.36
7	Ehrke, Nancy L	57 WMAC	1:22.89
8	Kessinger, Katy L	56 UTAH	1:23.49
9	Clark, Elizabeth A	57 UNAT	1:24.50

Heat 7 of 35 Finals

1	Hair, Margaret	56 HMS	1:17.56
2	Taylor, Barbara G	56 YCMS	1:16.14
3	Rosener, Karen K	57 CMS	1:14.50
4	Morrison, Lynn	56 PCAT	1:10.90
5	Kryka, Nancy	56 MINN	1:10.06
6	Maltry, Cynthia L	56 WMAC	1:10.53
7	Maccurdy, Krissy	58 PCAT	1:13.00
8	Estel, Beth A	55 NEM	1:15.00
9	Haynie, Dee A	56 TOC	1:17.00

Heat 8 of 35 Finals

2	Jackson, Kirsten L	42 LVM	1:40.10
3	Thorp, Kate	41 MPM	1:24.00
4	Englert, Maribeth M	44 NMMS	1:19.01
5	Borton, Joan	41 ROSE	1:24.00
6	Maly, Cleary	41 QMST	1:34.50
7	Raman, Marie E	54 PHX	3:00.00

Heat 9 of 35 Finals

1	Molinatto, Pam R	53 PHX	2:00.11
2	Underbrink, Mary	52 PNA	1:54.54
3	Hemauer, Carol J	54 UNAT	1:32.00
4	Schumacher, Susan B	51 UNAT	1:28.56
5	Harrington, Sue	53 OREG	1:23.00
6	Sutherland, Erica	51 MPM	1:28.00
7	Ehlers, Shawn A	54 AGUA	1:30.00
8	Butler, Terese A	53 ARIZ	1:40.00
9	Mann, Lynne A	54 PHX	1:57.22

Heat 10 of 35 Finals

1	Kusseling, Brooke L	50 RMST	1:21.66
2	Wrabetz, Joan M	51 MVM	1:20.00
3	Britton, Becky A	50 MINN	1:19.30
4	Corliss, Linda L	51 NMMS	1:17.34
5	Gardner, Deborah S	51 ARIZ	1:16.25
6	Soso, Catherine	53 OAM	1:16.40
7	Sotelo, Sophia S	50 WCM	1:18.00
8	Penney, Debra S	53 UTAH	1:20.00
9	Frost, Kathryn M	51 UTAH	1:20.50

Heat 11 of 35 Finals

1	Wheeler, Barbara C	54 TAM	1:15.66
2	Ellington, Cheri	53 SCMC	1:15.00
3	Gaynor, Patty A	50 NEM	1:13.20
4	Brightwell, Kim M	51 RMST	1:11.23
5	Oerman, Voni M	50 CMS	1:10.34
6	Wenzel, Chris	51 FLAQ	1:10.96
7	Goodman, Ann R	51 OREG	1:12.53
8	Terhorst, Hermine M	52 SRM	1:13.31
9	Tatnall, Suzy C	51 CMS	1:15.58

Heat 12 of 35 Finals

1	Buck, Donna M	52 OREG	1:10.05
2	Groselle, Laura L	50 SYSM	1:09.00
3	Newell, Suzanne P	52 VMST	1:08.81
4	Heuer, Brigitte	50 WMST	1:07.85
5	Osborn, Ahelee Sue M	53 UNAT	1:04.48
6	Bennett, Lisa A	54 VMST	1:06.81
7	Mc Call, Jane E	51 LAPS	1:08.33
8	Lepinski, Cokie	51 MPM	1:08.88
9	Caswell, MJ	50 OREG	1:09.97

Heat 13 of 35 Finals

1	Ozun, Toni H	46 LVM	2:00.00
2	Krugman, Elaine	49 GAJA	1:28.40
3	Fordham, Jennifer	47 PNA	1:21.39
4	Bohlmann, Lisa A	45 CMS	1:21.04
5	Powers, Terry	48 MPM	1:20.01
6	Earley, Audrey	49 FCST	1:20.90
7	Astra, Suzanne	45 ABM	1:21.24
8	Lindahl, Lori	47 IM	1:24.28
9	Boileau, Ute C	48 CMS	1:30.00

2011 USMS Spring National Championships

Kino Aquatics Center

Meet Program - Saturday, April 30, 2011

Heat 14 (#20 Women 100 Yard IM)

1	Russello, Stacey D	47 SNOW	1:19.98
2	Dodd, Dina	47 BRS	1:19.03
3	Uhl, Mary A	45 NMMS	1:18.01
4	Thomas, Michella M	45 SDSM	1:17.42
5	Goodwin, Barbara S	46 LAPS	1:15.00
6	Roose, Lynn R	47 WLAC	1:17.05
7	Jurek, Susan M	48 ARIZ	1:17.50
8	Whitney, Jamie F	46 PNA	1:18.19
9	Coffee, Cassandra	49 MPM	1:19.20

Heat 15 of 35 Finals

1	McKenzie, Jean M	47 OREG	1:15.00
2	Labelle, Laura L	46 WH2O	1:14.89
3	Alexander, Michi	47 WMAC	1:14.50
4	Cort, Hayley E	49 AGUA	1:12.62
5	Hunt, Allison	47 ALMA	1:12.40
6	Najjar, Ellie S	49 CMS	1:12.41
7	Washburn, Lynette A	47 CMS	1:12.82
8	Parsons, Susan D	48 ARIZ	1:14.80
9	Waeschle, Karen L	48 CMS	1:14.90

Heat 16 of 35 Finals

1	Stiles, Jasmine	45 SDSM	1:11.85
2	Shirriff, Janis L	49 USMS	1:10.78
3	Cleavenger, Becky	47 CVMM	1:09.33
4	McCue, Marika W	48 PHX	1:08.95
5	Weiss, Sharon M	48 SNM	1:07.70
6	Luallen-Egg, Andrea	45 GSM	1:08.10
7	Scott-Kube, Anna T	48 CMS	1:09.00
8	Macher-Japko, Jean E	45 NITR	1:10.12
9	Groves, Lisa J	46 MACH	1:11.18

Heat 17 of 35 Finals

1	Rapuano, Lisa O	45 NBAC	1:06.77
2	Crouch, Kim	49 CMS	1:04.33
3	Dahl, Lisa A	49 PNA	1:02.87
4	Welting, Laureen K	45 TOC	1:01.04
5	Von Der Lippe, Susan G	45 CMS	59.50
6	Willeboordse, Fall	45 AGUA	59.53
7	Ward, Lisa A	47 WCM	1:02.75
8	Nowak, Elizabeth A	47 NCMS	1:03.34
9	Voorhees, Carolyn C	49 MARY	1:06.70

Heat 18 of 35 Finals

1	White, LeighAnn	41 CMS	1:18.01
2	Mare, Jeannette L	44 ARIZ	1:15.12
3	Cantrell, Connie S	40 MICH	1:14.76
4	Sussman, Heidi R	42 CRUZ	1:13.01
5	Hoover, Kim L	44 MOVY	1:13.00
6	Franklin, Rebecca L	42 VMST	1:13.00
7	Cooperrider, Beth C	43 ARIZ	1:13.19
8	McClurg, Erica L	40 PHX	1:15.00
9	Johnson, Sarah J	41 ARIZ	1:17.26

Heat 19 of 35 Finals

1	Caci, Anna P	41 NIAG	1:13.00
2	Heil, Michelle	40 PCAT	1:12.50
3	So, Louise M	42 PHX	1:12.00
4	Settimi, Nora	40 WMAC	1:11.68
5	Dixon, Lou Ann	43 GRIN	1:10.91
6	Sullivan, Suna	44 PNA	1:11.61
7	Bonfilio, Dawn A	42 NCMS	1:11.75
8	Barrow, Jennifer	42 CMS	1:12.00
9	Jackson, Nicole	41 WMAC	1:12.86

Heat 20 of 35 Finals

1	Sinitz, Cheryl	42 WMAC	1:10.78
2	Quarantino, Aimee M	41 CMS	1:10.50
3	Fazio, Heather A	40 PHX	1:07.68
4	Tobey, Stacey W	42 CMS	1:07.28
5	Goodale, Rainy M	41 NEM	1:07.11
6	Caterson, Gretchen	44 SCA	1:07.25
7	Jurey, Mary K	44 TXLA	1:07.65
8	Stewart, Ann K	40 GOLD	1:10.33
9	Blessing, Leigh Ann	41 TCAM	1:10.70

Heat 21 of 35 Finals

1	Seavall, Kelly J	42 CMS	1:06.85
2	Armstrong, Mary C	43 PNA	1:05.61
3	Duggan, Karen L	40 WCM	1:04.75
4	Hill, Laurel S	42 ARIZ	1:03.57
5	Hart, Sheri L	40 PNA	59.99
6	Seider, Wenke K	41 OJAI	1:00.50
7	Day, Nadine K	40 DANY	1:04.21
8	Barr, Julie	40 OMAH	1:05.56
9	Rankin, Maureen T	40 PHX	1:06.33

Heat 22 of 35 Finals

1	Prasad, Kari J	29 CMS	1:20.00
2	Fancher, Katie M	28 AGM	1:12.80
3	Richardson, Elyse E	26 AGUA	1:11.63
4	Hearst, Lacie	27 LVM	1:11.03
5	Seaman, Kim A	27 GAJA	1:12.00
6	Hillinger, Shannon	26 ARIZ	1:13.89
7	Welch, Kimberly J	33 ARIZ	1:45.00
8	Irvin, Ruth A	36 COM	1:35.63

Heat 23 of 35 Finals

1	Cooper, Cheryl	39 UNAT	1:25.00
2	Moxley, Shannon L	35 ARIZ	1:21.43
3	Koehn, Suzy	39 NMMS	1:16.33
4	Gitzinger, Jennifer L	36 LIB	1:13.20
5	Iwai, Nobuko	36 VACA	1:13.00
6	Helliwell, Jessica M	35 MVN	1:13.13
7	Kjellberg, Ulrike S	35 NEM	1:14.60
8	Molina, Patricia A	35 NITR	1:21.35
9	Stoeger, Amy A	37 UTAH	1:22.00

Heat 24 of 35 Finals

1	McEwen, Kathryn A	38 ARIZ	1:13.00
2	Fernandez, Jennifer L	37 RAMS	1:11.59
3	Haberstich, Carrie	39 NWSC	1:11.21
4	Tate, Julie	38 UTAH	1:10.55
5	Farmer, LeAnne C	39 MVN	1:09.78
6	Jacobson, Kristan N	38 QMST	1:10.16
7	Framke, Erin C	37 CMS	1:11.19
8	Pitman, Suni L	35 RMST	1:11.55
9	Fridly, Diana	39 ARIZ	1:12.90

Heat 25 of 35 Finals

1	Gleason, Katherine K	37 ARIZ	1:09.32
2	Henderson, Karen L	36 NMMS	1:08.50
3	DeHaven, Kathleen	39 CMS	1:07.49
4	Schaetz, Trina R	38 WMAC	1:03.99
5	Braun, Erika L	39 NCMS	58.13
6	Lewis, Cynthia J	35 NOVA	1:01.79
7	Speckman, Channa L	36 CMS	1:05.00
8	Hedges, Megan	38 NOVA	1:07.57
9	Decker, Teddy S	38 NMMS	1:09.17

Heat 26 of 35 Finals

1	Magee, Jan	32 SDSM	1:14.18
2	Cooley, Shelly	33 ARIZ	1:13.36
3	Park, Angela K	31 WLAC	1:12.62
4	Reilly, Catie L	30 TOC	1:11.60
5	Jock, Jessica L	32 ADMS	1:10.53
6	Cole, Jacqueline H	30 LBG	1:11.19
7	Hiebert, Stephanie I	33 SLAM	1:11.73
8	Ingoldsby, Laura K	31 FLAQ	1:13.30
9	Liu, Ouida	30 USF	1:13.36

Heat 27 of 35 Finals

1	Nehrebecki, Helene	31 ARIZ	1:10.25
2	Stich, Chris S	33 WMAC	1:08.87
3	Frisch, Alexandria	32 REDT	1:08.39
4	Gustafson, Aubree M	30 OREG	1:07.49
5	Downing, Jennifer	32 NEM	1:06.62
6	Pitney, Nancy J	33 ARIZ	1:06.94
7	Bill, Kimberly A	30 NCMS	1:07.73
8	Melsen, Krisie M	30 SCYM	1:08.87
9	Mayer, Ashley N	31 UNAT	1:08.88

Heat 28 of 35 Finals

1	Newton, Rebecca L	34 SCA	1:06.32
2	Olsen, Rebekah	30 MVN	1:05.54
3	Worden, Michelle B	33 ARIZ	1:03.85
4	Wilhite, Noelle M	31 IM	1:02.50
5	Caldas, Hannah	33 ARIZ	59.79
6	Guzman, Shanna L	34 TOC	1:01.76
7	Lyons, Katie A	30 TOC	1:03.50
8	Coulter, Tamara A	34 PNA	1:03.91
9	Uhl, Alicia K	34 NCMS	1:06.06

Heat 29 of 35 Finals

1	Bronson, Jenifer L	29 SCAQ	1:11.03
2	Lastfogel, Laura L	28 FLAQ	1:10.13
3	Dye, Brittney J	29 PCAT	1:10.00
4	Sajn, Catherine	28 MGM	1:09.94
5	Bronson, Meredith C	29 ALMA	1:08.90
6	Bruns, Anneliese C	25 RRCC	1:09.45
7	Larson, Rebecca L	27 VACA	1:09.99
8	Fosha, Gretta E	28 CMS	1:10.03
9	Batzer, Tunisia A	28 VACA	1:11.00

2011 USMS Spring National Championships
Kino Aquatics Center
Meet Program - Saturday, April 30, 2011

Heat 30 (#20 Women 100 Yard IM)

1 Blair, Heather E	25 OREG	1:08.00
2 Hester, Jennifer L	27 SWOM	1:07.24
3 Wind, Katie	26 MINN	1:05.89
4 Johnson, Allison M	25 ARIZ	1:04.93
5 Van Erden, Jayme K	25 RMST	1:03.79
6 Gromer, Karen	26 MOST	1:04.15
7 Tukua, Rebecca R	28 WCM	1:05.69
8 Davidoff, Cara	25 TOC	1:06.00
9 Shuss, Audrey R	27 CMS	1:08.00

Heat 31 of 35 Finals

1 Szigeti, Florencia	29 ARIZ	1:03.53
2 Reilly, Erin P	25 TOC	1:02.00
3 Bjorklund, Erika	25 MINN	1:01.99
4 Vukmanic, Jill A	27 1776	1:01.86
5 Cefalu, Sarah	25 WH2O	58.49
6 Peterson, Stacy E	29 UNAT	59.80
7 Hibbard, Kate	26 VMST	1:01.88
8 Chance, Danielle R	29 DBMS	1:02.00
9 Gill, Meg B	26 TOC	1:03.05

Heat 32 of 35 Finals

2 Mains, Sonja	21 ARIZ	1:35.00
3 DeLozier, Rachel C	19 ARIZ	1:25.00
4 Breitweiser, Carly	20 UTAH	1:24.05
5 Hennessey, Megan J	24 UNAT	1:18.34
6 Turnblom, Jeralyn	24 UTAH	1:21.76
7 Henderson, Sierra	19 HMS	1:25.00
8 Sharrett, Joanna	21 HMS	1:30.00

Heat 33 of 35 Finals

1 Rasch, Bettina	20 CUBU	1:16.72
2 Dickman, Rachel E	24 MGM	1:14.00
3 Vanderdoes, Alysson	18 UTAH	1:13.02
4 Crandall, Brianna C	19 MICH	1:11.30
5 Arnold, Haley M	22 UNAT	1:11.01
6 Stieber, Kelsey M	19 MICH	1:11.04
7 Brearey, Pamela R	23 LVM	1:11.80
8 Robinson, April K	21 DUCK	1:13.54
9 Hardwick, Lisa M	23 MTMS	1:16.61

Heat 34 of 35 Finals

1 Ciemniecki, Shanda M	23 ARIZ	1:10.84
2 Pulley, Katherine R	20 UTAH	1:10.32
3 Fuchs, Lauren	24 CUBU	1:09.75
4 Atkin, Nichole D	24 ARIZ	1:08.60
5 Shinoda, Kathryn E	24 FCA	1:07.29
6 Flacco, Nicole M	24 CVMM	1:08.00
7 Davis, Ali L	20 UTAH	1:09.27
8 Oskvarek, Natalie	24 MGM	1:10.22
9 Stanton, Elora M	22 RGSC	1:10.50

Heat 35 of 35 Finals

1 Shtikel, Liliya D	21 PNA	1:06.78
2 Elias, Tiffany M	23 PHX	1:06.40
3 O'Donnell-McCarthy, Fiona	24 TOC	1:04.01
4 Rogers, Lauren	23 PHX	1:02.00
5 Valenzuela, Candace C	23 PHX	59.84
6 Clapp, Marissa L	23 RICE	1:01.00
7 Yoshimura, Stephanie	24 AWJ	1:03.90
8 Bishop, Brooke A	24 TOC	1:04.40
9 LoCicero, Katie A	21 IM	1:06.53

#21 Men 200 Yard Butterfly

Lane	Name	Age	Team	Seed Time
------	------	-----	------	-----------

Heat 1 of 19 Finals

4 Goldstein, Simon	73 ARIZ	4:45.45
4 Bortman, Henry (Camo)	60 USF	4:27.83
5 Bevier, Jack	78 HMS	4:47.44

Heat 2 of 19 Finals

1 Cuevas, Miguel	70 SONO	4:34.00
2 Shearer, Douglas R	70 NEM	3:45.00
3 Fasbender, Barry A	73 STAN	3:28.03
4 Shaw, James F	70 RINC	3:20.00
5 Cody, Frank J	70 MICH	3:06.00
6 Williams, Frank	71 SDSM	3:11.00
7 Bolze, Joseph R	71 METR	3:26.10
8 Perilman, Jim E	72 WCM	3:37.00
9 Nelson, Ed E	71 LAPS	3:56.20

Heat 3 of 19 Finals

2 Hahm, Martin R	69 PHX	4:25.88
3 Jones, Bob L	68 ARIZ	3:45.00
4 Osborne, Oz	65 ELG	3:22.63
5 Smith, Dave	66 IM	3:46.37
6 Laughlin, Terry	60 ADMS	3:09.30

Heat 4 of 19 Finals

1 Rollins, Bruce W	61 WMST	3:05.02
2 Willis, Gregory B	62 LAPS	2:51.31
3 Bernard, Alan D	61 MPM	2:39.90
4 Day, Lawrence J	60 MICH	2:21.23
5 Clemmons, Jim	61 MAM	2:19.50
6 Bell, Alan	61 PNA	2:20.00
7 Rudloff, Edward	63 TOC	2:39.61
8 Mc Gregor, Cary D	60 MAM	2:50.00
9 Bisbee, Leland S	64 ARIZ	2:53.38

Heat 5 of 19 Finals

1 Brown, Perry	59 NORT	2:47.18
2 Liotta, Robert	59 PHX	2:42.05
3 Stehlin, Ed H	55 CMS	2:40.00
4 Montgomery, Mark	55 NOVA	2:36.41
5 Gooding, Jack W	57 PCAT	2:29.00
6 Ryder, Mike J	56 SNM	2:31.80
7 Krongaard, Jeffrey S	56 ARIZ	2:38.50
8 Tupitza, Charles W	56 WAVA	2:42.04
9 Kutz, Mark D	55 VMST	2:43.96

Heat 6 of 19 Finals

1 Hoyne, Ron	55 IM	2:28.37
2 Kriger, Joel	57 SYSM	2:24.29
3 Ross, Robert J	56 SCAQ	2:19.50
4 Ditolla, Robert J	56 ARIZ	2:16.90
5 Horner, Brad	56 WMAC	2:03.18
6 Vandam, David K	55 TXLA	2:14.77
7 Guadagni, Peter M	56 WCM	2:17.50
8 Heather, Michael R	56 MVN	2:22.22
9 Hughes, John S	57 CMS	2:28.00

Heat 7 of 19 Finals

1 Everett, Douglas D	47 ARIZ	3:55.96
2 Enguidanos, Robert C	48 UNAT	2:33.59
3 Pins, Michael T	45 CMS	2:32.15
4 Mason, Dave C	46 SCA	2:20.30
5 Valley, Eric	49 PNA	2:24.42
6 Henricks, Ed P	48 SNM	2:32.31
7 Camacho, Raymond E	46 WH2O	2:43.29
8 Nelsen, Steve N	50 PCAT	2:47.70
9 Mortensen, Kevin L	51 UTAH	2:57.69

Heat 8 of 19 Finals

1 Lamour, Didier B	54 MINN	2:31.00
2 Richardson, Terry	50 ARIZ	2:26.93
3 Czekala, Steven R	51 WH2O	2:23.14
4 Lane, Kevin	54 SCA	2:20.35
5 Seibt, Andreas K	53 IM	2:20.00
6 Treadway, R Kyle	50 UTAH	2:20.23
7 Smith, Darrell J	54 MINN	2:20.86
8 Reed, Clay F	54 CRUZ	2:25.00
9 Matysek, Jim	51 SYSM	2:27.79

Heat 9 of 19 Finals

1 Soltys, Ted J	50 NWSC	2:20.00
2 Hafner, Paul A	50 ARIZ	2:16.36
3 Murtagh, Patrick D	54 MM	2:11.00
4 Mann, Jonathan E	50 CMS	2:09.90
5 Specht, William L	53 SPM	2:07.50
6 Kone, Bruce C	53 RICE	2:09.77
7 O'Brien, Kerry L	54 WCM	2:10.55
8 Evans, Mark E	53 DAM	2:14.00
9 McLeod, Mark A	51 CSMT	2:19.29

Heat 10 of 19 Finals

1 Ozun, Sabri	47 LVM	2:20.10
2 Garcia Carranza, Jaime	46 JJIN	2:19.20
3 McGiffin, Chris D	45 BERK	2:16.52
4 Lydecker, Charles H	47 BLU	2:12.60
5 Hopson, Bruce E	45 SLAM	2:09.10
6 Patten, Bobby	48 DAMM	2:10.00
7 Robinson, Rick A	48 ARIZ	2:15.00
8 Helgason, Tryggvi	47 LVM	2:17.89
9 Lewis, Mike J	46 UNAT	2:19.80

Heat 11 of 19 Finals

1 Jaegers, Al	48 ARIZ	2:08.00
2 Tittle, Kenneth W	48 WCM	2:06.55
3 Eickhoff, Randy M	45 SCA	1:59.50
4 Stevenson, Chris L	46 VMST	1:57.08
5 Sims, David E	48 IM	1:53.21
6 Baker, Dennis G	49 OREG	1:56.52
7 Shaffer, Mike G	45 VCM	1:58.00
8 Hontas, Mark	47 SCA	2:05.49
9 Melanson, Edward L	48 CMS	2:07.97

Heat 12 of 19 Finals

3 Jacobs, Lee	41 NOVA	2:33.85
4 Skelly, Drew K	44 ROSE	2:20.79
5 Burks, Robert M	40 SNM	2:18.00
6 Jones, Kenton R	43 SDSM	2:18.50
7 Pohnert, Steven C	41 RMST	2:25.83

2011 USMS Spring National Championships
Kino Aquatics Center
Meet Program - Saturday, April 30, 2011

Heat 13 (#21 Men 200 Yard Butterfly)

1	Sax, William C	42 GMUP	2:17.52
2	Johnson, Kent M	42 PHX	2:14.09
3	Tester, Bram P	42 WH2O	2:10.96
4	Finney, Peter C	43 MAM	2:09.13
5	Holland, Dave	43 VMST	2:07.03
6	Hiltabiddle, Steve	44 JAM	2:07.72
7	Foley, TJ	41 NEM	2:09.68
8	Borton, Dan	43 ROSE	2:12.01
9	Cordero, Billy	43 IM	2:15.62

Heat 14 of 19 Finals

1	Nelson, Kirk	40 PNA	2:06.72
2	Puccio, Thomas F	44 SCA	2:03.67
3	Moran, Marty	44 SCYM	2:00.00
4	Smit, Robbert-Paul A	42 CMS	1:59.50
5	Andersen, Morten	40 NCMS	1:58.47
6	Unruh, Steven L	44 NITR	1:58.48
7	Davis, Ross C	44 WMST	1:59.59
8	Brundage, Patrick W	44 ARIZ	2:01.19
9	Kays, David E	43 PNA	2:06.00

Heat 15 of 19 Finals

1	di Filippo, Mario	34 CUBU	2:20.15
2	Graham, Nicholas A	32 UCLA	2:12.00
3	Libit, Bryan A	32 WH2O	2:10.80
4	Dallamura, Scott J	32 NCMS	2:16.76
5	DiGiacomo, Mark N	29 ARIZ	2:12.84
6	Cleary, Kevin H	27 OREG	2:25.00
7	Valle, Marc A	37 ARIZ	2:25.11
8	Wen, Patrick J	38 WCM	2:35.00

Heat 16 of 19 Finals

1	Colburn, Christopher M	39 ABM	2:23.17
2	Tujo, Christian F	39 OREG	2:13.40
3	Scollon, Erik L	39 WH2O	2:11.11
4	Goodison, Michael R	39 TERR	2:10.94
5	Blessing, Tyler J	38 TXLA	1:55.72
6	Hooper, Matt	37 UNAT	2:04.11
7	Campbell, Brian	36 ARIZ	2:11.00
8	Ashbeck, Jeff	36 ARIZ	2:12.12
9	Albino, Jorge E	36 SYSM	2:18.00

Heat 17 of 19 Finals

1	Dean, Michael R	30 WH2O	2:10.52
2	Adams, James A	33 HMS	2:04.71
3	Palumbo, Gregory T	30 WH2O	1:58.40
4	Gaines, Billy	30 VMST	1:57.63
5	Menezes, Marcio P	31 TXLA	1:52.51
6	Conway, Adam M	32 TVM	1:56.33
7	Winston, Zachary P	30 WH2O	1:58.08
8	Wadley, Brian	31 WH2O	2:03.00
9	Sabala, Michael C	30 UNAT	2:10.00

Heat 18 of 19 Finals

1	Walther, Gregory	26 WH2O	2:12.56
2	Ecklund, Tait C	29 ROSE	2:05.10
3	Wohl, Daniel P	26 BGSC	2:01.95
4	Barley, Adam S	29 VMST	1:58.94
5	Santoro, Antonio	28 WLAC	1:52.00
6	Ziegler, Connor	25 UNAT	1:58.00
7	Helfers, Edward D	28 NMMS	2:00.19
8	Meacham, Garth D	29 LVM	2:05.00
9	Lillard, Nick C	28 VACA	2:06.52

Heat 19 of 19 Finals

3	Peterson, Matthew A	21 HMS	2:15.00
4	Silva, Nelson	24 ROSE	1:48.60
5	Fisk, Jared M	18 SAWS	2:11.35
6	Dantas-McCutcheon, Matt	22 CUBU	2:27.12

#22 Women 200 Yard Butterfly

Lane	Name	Age	Team	Seed Time
------	------	-----	------	-----------

Heat 1 of 13 Finals

2	Geoffrion, Helen	72 UCLA	4:54.73
3	Clifford, Gynt	72 SDSM	4:00.00
4	Stretch, Nancy	71 TOC	3:59.00
5	Bolar, Sally A	71 ARIZ	4:45.00
6	Gruender, Edie B	82 ARIZ	5:58.85
7	Munger, Peony	76 HMS	6:22.48

Heat 2 of 13 Finals

3	Caron, Aagje A	69 GBM	4:05.59
4	Kranpitz, Nancy	66 WMAC	3:36.24
5	Barnea, Daniela	67 STAN	3:20.25
6	Magee, Carolyn M	65 HMS	3:34.12
7	Hlavacek, Ida M	68 VMST	4:01.86
8	Marens, Susan E	69 VMST	4:15.92

Heat 3 of 13 Finals

3	Young, Lydia L	62 CMS	3:46.45
4	McDowell, Teresa W	60 SLAM	3:08.22
5	Roche, Carolyn M	60 CMS	2:47.26
6	Welch, Sarah	64 PNA	3:05.12
7	Gettling, Janet	62 OREG	3:17.07
8	Weston, Susan E	60 SDSM	3:56.50

Heat 4 of 13 Finals

3	Stringer, Peggy L	59 MM	4:08.95
4	Larson, Linda L	55 FLAQ	3:42.00
5	James, Katy	55 ARIZ	3:22.00
6	Wedaman, Karen P	58 VACA	3:29.89
7	Stanton, Susan G	58 MAM	4:05.00

Heat 5 of 13 Finals

1	Summers, Jeanna	57 OREG	3:20.01
2	Quinn, Phyllis E	55 TOC	3:12.41
3	Taylor, Barbara G	56 YCMS	3:07.41
4	Valdez, Elaine S	55 MOST	2:42.26
5	Steadman Martin, Nancy	56 GSM	2:31.50
6	Lippold, Mary B	55 PNA	2:37.00
7	Hair, Margaret	56 HMS	3:05.56
8	Hilpert, Bess	55 TXLA	3:10.00
9	Braaten, Kitten	55 VMST	3:14.07

Heat 6 of 13 Finals

1	Labelle, Laura L	46 WH2O	3:30.00
2	Thomas, Michella M	45 SDSM	2:38.28
3	Cerussi, Jane E	48 DAM	2:37.85
4	Adams, Kari S	45 LVM	2:38.00
5	Dore, Mary G	47 NCMS	2:39.45
6	Charles, Michelle K	50 PHX	4:00.52
7	Toon, Terry Lynn M	51 FCST	3:41.85
8	Hughes, Cindy S	50 CMS	4:00.00

Heat 7 of 13 Finals

1	Bledsoe, Joyce P	51 NEM	3:41.37
2	Itzler, Ellen R	52 FLAQ	3:01.10
3	Ingraham, Susan R	51 MOST	2:37.16
4	Iseppi, Esther	52 AMT	2:33.00
5	Cook, Jenny L	53 UCLA	2:24.79
6	Brown, Denise H	51 MICH	2:31.56
7	Granger, Traci S	53 LAPS	2:35.00
8	Oerman, Voni M	50 CMS	2:43.56
9	Soso, Catherine	53 OAM	3:04.50

Heat 8 of 13 Finals

1	Uppstrom, Noreen L	46 SLAM	2:36.82
2	Vanderpoel, Nicole L	46 CMS	2:28.02
3	Schickore, Jutta	46 DOC	2:24.65
4	Hug, Laurie	46 1776	2:20.22
5	Von Der Lippe, Susan G	45 CMS	2:07.50
6	Block, Andrea J	49 IM	2:16.29
7	Delmage, Arlene	48 OREG	2:21.22
8	Wygol-Springer, Dianne L	45 ARIZ	2:27.36
9	Ramnath, Fernette P	45 SYSM	2:32.58

Heat 9 of 13 Finals

2	Post, Heather M	40 LVM	3:12.15
3	Strickland, Lacey	41 ARIZ	2:53.70
4	Hodgert, Donna M	43 VMST	2:29.78
5	Day, Nadine K	40 DANY	2:19.82
6	Schmidt, Karen	44 MVN	2:23.50
7	Martin-Sherlock, Ann L	41 MOVY	2:38.91
8	Sorenson, T J	44 MVN	2:53.90
9	Clapp, Christine J	44 CMS	3:30.00

Heat 10 of 13 Finals

3	Wilson, Ann S	36 CRUZ	2:47.00
4	Weiser, Sabine	37 WMST	2:44.50
5	Hugo, Brandy N	38 WSSC	2:10.42
6	Lawrie, Dawn J	35 COLU	2:38.77
7	Perez, Sarah M	35 WMAC	2:45.50
8	Volz, Kristin R	37 FLAQ	3:59.77

Heat 11 of 13 Finals

2	Cole, Jacqueline H	30 LBG	3:15.00
3	Lee, Jodi L	33 CMS	2:28.76
4	Schneider, Erin E	32 WMAC	2:26.00
5	Koch Davis, Laura K	34 WMST	2:15.15
6	Bill, Kimberly A	30 NCMS	2:22.00
7	Bernal, Genevieve M	31 WLAC	2:28.46
8	Carlson, Jennifer M	31 RMST	2:29.54

Heat 12 of 13 Finals

2	Mellen, Jackie	29 COM	2:43.00
3	Sajn, Catherine	28 MGM	2:42.42
4	Turner, Betsy	27 VMST	2:27.80
5	Braniecki, Ashley L	25 ADMS	2:32.00
6	Walker, Sarah E	26 CMS	2:42.70
7	Elias, Tiffany M	23 PHX	2:15.15

2011 USMS Spring National Championships

Kino Aquatics Center

Meet Program - Saturday, April 30, 2011

Heat 13 (#22 Women 200 Yard Butterfly)

1	Myers, Danielle E	26 VMST	2:25.19
2	Hester, Jennifer L	27 SWOM	2:23.40
3	Blocker, Vicki S	27 RICE	2:20.37
4	Schneider, Leah R	26 WMAC	2:19.00
5	Cefalu, Sarah	25 WH2O	2:08.50
6	Vukmanic, Jill A	27 1776	2:16.00
7	Gill, Meg B	26 TOC	2:20.05
8	Merritt, Erin M	27 AGUA	2:20.87
9	Belliveau, Adrienne C	27 USF	2:24.80

#23 Men 100 Yard Backstroke

Lane	Name	Age	Team	Seed Time
------	------	-----	------	-----------

Heat 1 of 27 Finals

1	Schlange, Gunter R	81 MAAC	2:20.23
2	Kimball, Ken	80 SDSM	1:59.73
3	Miller, Bob K	81 ARIZ	1:28.42
4	Bauman, John H	80 WMAC	1:49.48
5	Quinn, Patrick J	80 ADMS	2:06.20
6	Roudebush, George M	86 PNA	2:20.23
7	Webster, Dale A	85 SDSM	1:35.66
8	Piemme, Frank	86 LOST	1:37.02

Heat 2 of 27 Finals

3	Lovell, Gilbert R	78 GAJA	1:44.21
4	Good, Larry A	77 SLAM	1:34.58
5	Thayer, George D	75 OREG	1:26.00
6	Smethurst, Everett W	76 NOVA	1:29.51
7	Coles, Bill A	75 SDSM	1:37.00
8	Tewksbury, Glenn A	77 ARIZ	1:46.12

Heat 3 of 27 Finals

1	Wood, Craig A	70 ETEX	1:42.00
2	Shearer, Douglas R	70 NEM	1:35.00
3	Dykstra, Bill	74 GOLD	1:34.60
4	Bledsoe, Dennis R	72 WCM	1:20.20
5	Wolfe, Artie	71 CMS	1:13.88
6	Charlton, Allan	74 MICH	1:19.98
7	Learmonth, William R	71 O*H*	1:30.47
8	Jacobs, David B	71 ARIZ	1:35.00
9	Bergstrom, Robert W	70 FMT	1:37.02

Heat 4 of 27 Finals

1	Walker, Thomas W	64 PNA	1:40.00
2	Willis, Gregory B	62 LAPS	1:17.22
3	Lintz, Steve	60 SNM	1:15.00
4	Dodge, David R	64 CMS	1:15.00
5	Lawrie, Jim	64 SNM	1:18.00
6	Monahan, Richard S	69 METR	1:37.00
7	McCarty, Thomas E	65 TOC	1:25.00
8	Kramer-Howe, Richard	69 ARIZ	1:32.50
9	Jones, Bob L	68 ARIZ	1:43.70

Heat 5 of 27 Finals

1	Straka, Peter	68 TYMS	1:22.50
2	Kremer, James N	65 CMS	1:20.00
3	Boak, Thomas D	67 WMST	1:16.00
4	Dennis, D Craig	65 WCM	1:10.53
5	Burns, Richard	67 TAM	1:06.00
6	Van Baalen, Vinus	68 SDSM	1:10.23
7	McColly, Michael	65 PNA	1:12.00
8	Raffaelli, Larry L	68 VCM	1:17.00
9	Woods, Tom M	68 VMST	1:22.00

Heat 6 of 27 Finals

1	Warner, Frank	62 PNA	1:12.50
2	Brzezinski, Jay	64 PALM	1:09.65
3	Lucas, James B	60 SCAQ	1:07.80
4	Heck, Steven V	61 MOST	1:05.05
5	Wilder, Hugh	63 SRM	1:01.50
6	Tharp, Greg J	60 WMST	1:04.62
7	Kerns, Hubie	61 VCM	1:06.38
8	Gruber, Glenn A	61 VCM	1:08.98
9	Bryan, Todd A	60 CMS	1:12.20

Heat 7 of 27 Finals

1	Evans, Andrew C	55 MACA	1:13.84
2	Meyer, Kenneth G	55 ELG	1:10.02
3	Fisk, Floyd M	59 SAWS	1:09.36
4	Taylor, Gordon S	59 PHX	1:08.99
5	Hughes, John S	57 CMS	1:08.07
6	Miller, Spencer	55 NEM	1:08.33
7	Hoffmann, Paul G	55 WM	1:09.20
8	Morris, Stephen L	59 PCAT	1:10.00
9	Fowler, Gregory L	57 MVN	1:12.00

Heat 8 of 27 Finals

1	Stehlin, Ed H	55 CMS	1:08.00
2	Vandam, David K	55 TXLA	1:07.83
3	Thompson, Frank L	59 MICH	1:05.53
4	Comfort, Mark S	57 MM	1:04.80
5	Wilson, Robert H	59 NMMS	1:04.50
6	Bright, David C	58 NEM	1:04.50
7	van Boer, Eric D	56 RHMS	1:05.00
8	Krongaard, Jeffrey S	56 ARIZ	1:07.33
9	Williams, Bruce F	57 RICE	1:08.00

Heat 9 of 27 Finals

1	Johnson, Clifford H	59 SNM	1:03.00
2	Mykleby, Geoff L	58 WMAC	1:01.50
3	Edwards, Wes	57 SWMS	1:00.90
4	Ferroggiaro, Fred	57 TOC	59.99
5	Barton, Tom	55 PCAT	57.00
6	Djang, Philipp A	56 RHMS	58.00
7	Supple, Robert C	56 NMMS	1:00.50
8	Abbott, Rick E	56 AKMS	1:01.25
9	Graham, Donald	56 PNA	1:02.30

Heat 10 of 27 Finals

2	Blake, Michael K	54 PHX	2:15.00
3	Giles, George S	51 VACA	1:32.00
4	Graham, Errol	51 WH2O	1:15.80
5	Treiman, Gerald S	50 UTAH	1:08.87
6	Fuchs, Earl D	54 PHX	1:15.00
7	Campbell, Chris	50 MVM	1:16.00
8	Faller, Anthony W	52 COM	1:40.00

Heat 11 of 27 Finals

1	Virjee, Fram M	50 LAPS	1:07.70
2	Nelson, Kurt D	51 CMS	1:06.00
3	Maggion, Andrew F	54 GSM	1:05.50
4	Bove, Kevin M	54 AAAA	1:05.45
5	Hendrick, Marty	53 FLAQ	1:05.17
6	Pogue, Jim H	50 MICH	1:05.36
7	Sherman, Bill	52 MOVY	1:05.50
8	Sidenberg, Phil	54 SCA	1:06.00
9	Kristek, Tom	54 NITR	1:07.00

Heat 12 of 27 Finals

1	Rocha, Gonzalo	54 SONO	1:05.00
2	Franklin, Sam D	53 LVM	1:03.50
3	Benner, Tord E	51 NOVA	1:02.77
4	Tallman, Karl G	52 CRUZ	1:00.00
5	Heath, Robert H	54 MAM	59.70
6	Kone, Bruce C	53 RICE	59.76
7	Strickland, Robert L	51 MSMA	1:01.50
8	Hamm, Michael L	53 HMS	1:03.05
9	Jourdonnais, Craig S	51 MM	1:04.70

Heat 13 of 27 Finals

1	Specht, William L	53 SPM	59.58
2	Gibson, Dave	50 IM	58.50
3	Shake, Scott D	53 ARIZ	57.36
4	Anderson, Bruce A	50 UNAT	56.87
5	Nenon, Philip M	51 ARIZ	56.02
6	Klein, Jonathan E	53 NCMS	56.71
7	Kammerer, Richard F	53 RICE	57.00
8	Riley, John E	50 NCMS	58.39
9	Ballard, James T	53 WH2O	58.50

Heat 14 of 27 Finals

3	McKamy, Michael F	48 OMAH	1:13.50
4	White, Mark	48 TSUN	1:07.92
5	Cole, Andrew J	47 GOLD	1:06.41
6	Anderson, Steven	45 VCM	1:07.86
7	Schark, Mark D	49 ELG	1:09.98

Heat 15 of 27 Finals

1	Ulm, Mark J	45 UNAT	1:05.90
2	Barringer, Rob	45 CMS	1:05.23
3	Gabriel, Noah	46 DBMS	1:05.12
4	Bright, John M	46 MVN	1:03.50
5	Melanson, Edward L	48 CMS	1:02.99
6	Daugherty, Gordon	45 UNAT	1:03.24
7	Shumate, Tim P	49 NOVA	1:04.93
8	Freund, John D	48 MINN	1:05.23
9	Boileau, Michael G	49 CMS	1:05.62

Heat 16 of 27 Finals

1	Mc Ginley, Patrick B	47 ROSE	1:02.56
2	Hopson, Bruce E	45 SLAM	1:01.51
3	Dixon, Matthew N	48 AKMS	58.85
4	Beatty, Dan C	45 GAJA	57.78
5	Stevenson, Chris L	46 VMST	51.74
6	Breazeale, Nathan M	47 TXLA	53.95
7	Chao, Hector	47 WCM	58.82
8	Hickman, Mark D	45 ARIZ	1:00.14
9	Cotton, Dan	48 ARIZ	1:01.55

Heat 17 of 27 Finals

1	Tomson, Farol L	39 GERM	1:07.28
2	Jackson, Scott J	36 NOVA	1:05.16
3	Wong, Douglas L	35 CMS	1:03.02
4	Houldsworth, Duncan A	35 MVN	1:04.93
5	Hatch, Eric	36 IM	1:06.89
6	Smith, Bryan E	43 PNA	1:06.88
7	White, James H	40 BSLM	1:04.63
8	Hoyt, Brian K	44 CMS	1:04.99
9	Pazmino, Jorge E	41 CMS	1:07.31

2011 USMS Spring National Championships
Kino Aquatics Center
Meet Program - Saturday, April 30, 2011

Heat 18 (#23 Men 100 Yard Backstroke)

1	Grazier, David E	40 CMS	1:04.50
2	Schaetz, Daniel J	40 WMAC	1:04.00
3	Jacobi, Jim N	43 PCAT	1:02.85
4	King, Phillip J	44 OREG	1:01.14
5	Nygren, Mats O	44 PNA	1:00.00
6	Mench, Edward H	44 SYSM	1:01.00
7	Beattie, David A	41 UNAT	1:02.66
8	Kuykendall, Jeff J	41 MVN	1:03.38
9	Callan, Sean P	41 TULS	1:04.19

Heat 19 of 27 Finals

1	Harrison, Sean C	42 OCMT	1:00.00
2	Varozza, Mike J	43 TXLA	59.80
3	Gonzales, Mike S	44 CMS	58.10
4	Sumner, David M	40 MVN	57.00
5	Tiltmann, Laren A	41 WMAC	56.41
6	Barr, J B	42 OMAH	56.89
7	Mehok, George K	43 O*H*	57.59
8	Beatty, Mark S	42 GAJA	58.80
9	Perry, Sam W	42 PHX	1:00.00

Heat 20 of 27 Finals

1	Karren, Kelly S	37 UNAT	1:03.00
2	Wendkos, David	39 AAA	1:02.78
3	Ashmore, Michael	39 SMSC	1:01.58
4	Iglesias, Rodrigo J	35 LJSJ	59.00
5	Nakahodo, Sidney	35 NCYM	58.00
6	Wegner, Dan	39 LVM	58.04
7	Nance, Chad A	38 O*H*	59.20
8	Thayer, Jason W	39 IM	1:02.00
9	Urquhart, Mark J	36 PNA	1:02.95

Heat 21 of 27 Finals

1	Gomes, Leonardo R	36 GB	56.20
2	Ruminski, Greg	36 UNAT	55.00
3	Wainwright, Joel M	37 ARIZ	54.21
4	Mitchell, Justin W	35 WLAC	53.92
5	Comings, Jeff P	37 PHX	52.00
6	Wanie, Lee G	37 TOC	53.50
7	Raese, T R	38 IM	53.94
8	Mc Kay, Matthew G	39 TOC	54.50
9	Nordmann, Michael T	38 WMST	55.51

Heat 22 of 27 Finals

1	Scott, Ryan C	33 WLAC	1:08.75
2	Summy, Jeff	34 IM	1:03.31
3	Kaufmann, Jon C	34 WH2O	1:00.48
4	Greenwood, Scott C	33 TOC	1:00.00
5	Herman, Adam L	31 UNAT	57.69
6	Javorski, John	32 MGM	58.50
7	Cummings, Kenneth C	32 ARIZ	1:00.19
8	Adams, James A	33 HMS	1:01.38
9	Boeke, Lonny	33 WLAC	1:04.35

Heat 23 of 27 Finals

1	Olver, Brian J	33 WH2O	57.50
2	Cox, Michael J	33 CMS	56.91
3	Gallagher, Jose-Luis	34 CUBU	55.84
4	Robinson, Michael T	31 1776	55.24
5	Doak, Kevin	30 MICH	50.90
6	Chadeayne, Andrew	31 DCM	52.00
7	Wight, R Alan	30 SWOM	55.44
8	Krajewski, Thomas J	32 ISF	56.50
9	Gaggero, David	34 TOC	57.00

Heat 24 of 27 Finals

2	Freed, Zachary	25 MOST	1:00.33
3	Barley, Adam S	29 VMST	57.67
4	Wensley, Ryan	25 ROSE	57.00
5	Fisher, Zachary A	25 CSMT	57.00
6	Ko, Scott Y	28 CMS	58.29
7	DeVennish, Arthur H	28 NAM	1:19.76

Heat 25 of 27 Finals

1	Dorr, John W	27 TOC	56.01
2	Taylor, Denton S	26 PHX	55.01
3	MacLennan, Brett	26 WH2O	54.99
4	Campione, Dan	25 MGM	53.67
5	Hadley, Eric M	27 ARIZ	51.12
6	Stephens, Mark C	27 STAN	52.77
7	McCaffrey, Garrett W	28 PHX	54.79
8	Shiosaki, Daniel T	26 RICE	55.00
9	Ziegler, Connor	25 UNAT	55.54

Heat 26 of 27 Finals

1	Phelan, Cole E	19 PNA	1:04.39
2	Becherer, Justin C	18 DUCK	1:03.50
3	Jessop, Tyler W	18 DUCK	1:02.00
4	Vasilia, Brennan	23 DUCK	1:00.31
5	Rhodes, Kevin R	18 DUCK	1:00.00
6	Smith, Ben A	24 DKTA	1:00.39
7	Lintz, Ian M	24 SNM	1:02.21
8	Dantas-McCutcheon, Matt	22 CUBU	1:04.11

Heat 27 of 27 Finals

1	Gonzales, Robert V	22 PHX	59.20
2	Sprinkle, Baden P	23 HMS	58.88
3	O'Brien, Mathew C	22 NEM	54.44
4	Chapman, Chris J	24 PNA	54.03
5	Silva, Nelson	24 ROSE	48.19
6	Frantz, Robert S	23 NCMS	50.00
7	Laney, Maxwell B	23 ARIZ	54.30
8	Alban, Doug M	24 NBAC	54.51
9	Weston III, Raymond C	22 NIAG	59.01

#24 Women 100 Yard Backstroke

Lane	Name	Age	Team	Seed	Time
------	------	-----	------	------	------

Heat 1 of 25 Finals

1	Hajost, Rosemary	78 RMST	2:45.00
2	Stevens, Ann B	77 IM	2:11.00
3	Wheatley, Diane	77 MOST	2:08.24
4	Hastings, Patricia B	75 MM	2:10.96
5	Listug, Mary L	79 ARIZ	2:40.97
6	Murray, DJ	81 LCM	2:24.94
7	Kinney, Nancy	82 PHX	1:48.26
8	Goggin, Georgia	81 MOST	2:10.57
9	Kornfeld, Maurine E	89 MVN	2:45.73

Heat 2 of 25 Finals

1	Fasbender, Alice J	72 SMMM	2:40.00
2	Linnihan, Beverly L	73 ARIZ	2:19.75
3	Getzendaner, Janet J	70 PNA	1:58.05
4	Fritz, Jill D	70 ARIZ	1:47.98
5	Jebe, Margit H	72 T2NM	1:36.00
6	Jordan, Betsy T	74 SDSM	1:45.00
7	Henderson, Martha J	74 FACT	1:55.30
8	Burnett, Anne	71 PHX	2:05.37
9	Harden, Gaile	71 ARIZ	2:21.59

Heat 3 of 25 Finals

1	Balding, Dolores F	68 ARIZ	2:07.79
2	Mc Partland, Peg K	69 MAM	1:47.00
3	Hill, Marcia M	66 AGUA	1:41.87
4	Tyler, Sarah L	66 SNM	1:45.00
5	Case, Malinda J	69 ARIZ	1:48.52
6	Casey, Kathrine J	62 PNA	1:35.22
7	Montrella, Beverly J	64 MVN	1:29.29
8	Krucker, Kathy A	62 ARIZ	1:32.11
9	Stigers, Penny O	64 ARIZ	1:54.00

Heat 4 of 25 Finals

1	Anziano, Marcia	66 CMS	1:41.71
2	Adams, Carol H	67 NEM	1:34.66
3	Frid, Barbara	69 OREG	1:30.70
4	Pohlmann, Mary M	66 SLAM	1:22.45
5	Marr, Jackie M	67 SDSM	1:20.86
6	Ward, Joy	68 OREG	1:22.25
7	Hlavacek, Ida M	68 VMST	1:30.45
8	Coburn, Mary Anne	69 NWSC	1:33.41
9	Foreman, Judy D	67 NEM	1:37.35

Heat 5 of 25 Finals

1	Young, Lydia L	62 CMS	1:29.29
2	Altman, Christie	61 ARIZ	1:24.41
3	McDowell, Teresa W	60 SLAM	1:21.25
4	Schmidt, Jonelle	60 ARIZ	1:20.00
5	Murphy, Patricia B	60 UNAT	1:10.24
6	Davis, Charlotte M	61 PNA	1:12.50
7	Preissler, Stella	62 PNA	1:20.50
8	Lyman, Carolyn B	60 UTAH	1:22.54
9	Wright, Jill M	60 SAWS	1:24.75

Heat 6 of 25 Finals

1	Richardson, Anita	55 NCMS	1:40.74
2	Clark, Elizabeth A	57 UNAT	1:26.17
3	Helmrich, Susan P	55 UNAT	1:25.00
4	Ottati, Chris	55 WCM	1:24.00
5	Ophaug, Patricia G	59 KNIG	1:22.47
6	Larson, Linda L	55 FLAQ	1:24.74
7	Mitchell, Alison A	56 MVN	1:25.77
8	Dougherty, Mindy M	58 MVN	1:26.17

Heat 7 of 25 Finals

1	Glassman, Debbie A	57 PNA	1:20.10
2	Summers, Jeanna	57 OREG	1:18.85
3	Gundred, Barb L	59 PNA	1:16.10
4	Gray, Patty M	59 ARIZ	1:13.00
5	Val, Laura B	59 TAM	1:07.00
6	Lynch, Evie S	58 ARIZ	1:10.49
7	Maltry, Cynthia L	56 WMAC	1:14.74
8	Guins, Ann H	57 O*H*	1:16.44
9	James, Katy	55 ARIZ	1:19.00

2011 USMS Spring National Championships

Kino Aquatics Center

Meet Program - Saturday, April 30, 2011

Heat 8 (#24 Women 100 Yard Backstroke)

3	Matysek, Anna Lea	50 SYSM	1:48.05
4	Siggs, Brenda M	52 UNAT	1:30.00
5	Sotelo, Sophia S	50 WCM	1:23.34
6	Woodard, Alis Rojas	50 NCMS	1:23.73
7	Moore Barnett, Barbara	50 UNAT	1:30.00

Heat 9 of 25 Finals

1	Hickel, Jessie J	52 PNA	1:20.42
2	Gibbs, Sue M	54 VACA	1:16.95
3	Gardner, Deborah S	51 ARIZ	1:15.52
4	James, Paula	52 LVM	1:13.30
5	Gaynor, Patty A	50 NEM	1:11.73
6	Tatnall, Suzy C	51 CMS	1:12.56
7	O'Brien, Charlene A	54 WCM	1:13.38
8	Sutherland, Erica	51 MPM	1:16.57
9	Artwick, Jayne	50 IM	1:17.05

Heat 10 of 25 Finals

1	Newell, Suzanne P	52 VMST	1:11.68
2	Meyer, Marguerite	52 TOC	1:10.83
3	Brightwell, Kim M	51 RMST	1:09.62
4	Warmuth, Stacey	54 VCM	1:06.76
5	Osborn, Ahelee Sue M	53 UNAT	1:04.32
6	Bailey, Monica M	50 ARIZ	1:04.78
7	Mc Call, Jane E	51 LAPS	1:08.26
8	Oliver, Karen M	51 UTAH	1:10.00
9	Goodman, Ann R	51 OREG	1:11.42

Heat 11 of 25 Finals

3	Bohlmann, Lisa A	45 CMS	1:30.00
4	Commons, Trisha M	47 MVN	1:20.00
5	Rodrigues, Shawn M	45 UNAT	1:18.43
6	Schwartz, Lisa	48 IM	1:18.64
7	Burton, Kim L	48 MVN	1:22.71

Heat 12 of 25 Finals

1	Diddams, Margaret A	49 PNA	1:17.84
2	Jurek, Susan M	48 ARIZ	1:15.51
3	McKenzie, Jean M	47 OREG	1:15.00
4	Mortensen, Cheryl L	46 WMAC	1:12.44
5	Macher-Japko, Jean E	45 NITR	1:10.82
6	DeLozier, Anna R	47 ARIZ	1:11.95
7	Cerussi, Jane E	48 DAM	1:13.15
8	Lerew, Teri L	45 ARIZ	1:15.43
9	Fordham, Jennifer	47 PNA	1:15.68

Heat 13 of 25 Finals

1	Shirriff, Janis L	49 USMS	1:10.71
2	Uppstrom, Noreen L	46 SLAM	1:09.93
3	Smith, Laura K	45 ARIZ	1:07.17
4	Luallen-Egg, Andrea	45 GSM	1:04.41
5	Reynolds, Ellen M	46 SAWS	58.51
6	Willeboordse, Fall	45 AGUA	58.80
7	Bunch, Bridig J	47 ARIZ	1:06.87
8	McCue, Marika W	48 PHX	1:09.62
9	Perry, Rebecca R	46 MAM	1:10.65

Heat 14 of 25 Finals

2	Whiteside, Tina	36 PNA	1:20.75
3	Weiser, Sabine	37 WMST	1:10.50
4	Van Enkenvoort, Krista R	37 WMAC	1:11.49
5	Crook, Michelle	37 BGSC	1:28.81
6	Hannon, Martina V	40 LVM	1:19.70
7	Langman, Loralie	44 MINN	1:25.52

Heat 15 of 25 Finals

1	Goldsmith, Dara	44 SLV	1:19.30
2	Katsaros, Sheryl K	41 RMST	1:15.86
3	Sherwood, Devon	40 OAM	1:13.95
4	Crino, Heide P	44 CMS	1:12.50
5	Fazio, Heather A	40 PHX	1:10.69
6	Caci, Anna P	41 NIAG	1:11.53
7	Sussman, Heidi R	42 CRUZ	1:13.02
8	Franklin, Rebecca L	42 VMST	1:14.87
9	Dempsey, Michelle	41 NCMS	1:18.42

Heat 16 of 25 Finals

1	Quarantino, Aimee M	41 CMS	1:09.80
2	Seavall, Kelly J	42 CMS	1:07.63
3	Caterson, Gretchen	44 SCA	1:04.84
4	Smith, Jody L	42 MVM	1:00.49
5	Hart, Sheri L	40 PNA	57.50
6	Gary, Kristin J	43 REDT	58.08
7	Duggan, Karen L	40 WCM	1:04.60
8	Carlson, Jenni	40 SCAQ	1:05.44
9	Stewart, Ann K	40 GOLD	1:08.80

Heat 17 of 25 Finals

1	Hedges, Megan	38 NOVA	1:09.56
2	Lee-Hosfeld, Jaimie L	35 ARIZ	1:09.50
3	Fridly, Diana	39 ARIZ	1:08.50
4	Limke, Tobi L	36 NBAC	1:05.94
5	Braun, Erika L	39 NCMS	1:01.27
6	Decker, Teddy S	38 NMMS	1:04.33
7	Gleason, Katherine K	37 ARIZ	1:08.46
8	Speckman, Channa L	36 CMS	1:09.00
9	Henderson, Karen L	36 NMMS	1:09.50

Heat 18 of 25 Finals

1	Pryor, Evelyn G	34 OREG	1:22.08
2	Inboden, Jen	31 ARIZ	1:14.44
3	Liu, Ouida	30 USF	1:12.52
4	Thayer, Kathleen	31 SWMS	1:09.50
5	Stutzke, Crystal A	30 CMS	1:08.06
6	Pelletier, Hillary	34 NEM	1:11.12
7	Van Horn, Alaina L	30 CUBU	1:13.01
8	Cooley, Shelly	33 ARIZ	1:14.52

Heat 19 of 25 Finals

1	Jock, Jessica L	32 ADMS	1:07.85
2	Downing, Jennifer	32 NEM	1:06.01
3	Grover, Mollie K	30 TERR	1:01.62
4	Vucinich, Elizabeth A	30 WH2O	1:01.50
5	Inada, Noriko	32 PHX	55.00
6	Guzman, Shanna L	34 TOC	59.85
7	Coulter, Tamara A	34 PNA	1:01.62
8	Stanley, Ellen	34 WSSC	1:05.45
9	Reilly, Catie L	30 TOC	1:07.80

Heat 20 of 25 Finals

3	Batzer, Tunisia A	28 VACA	1:12.67
4	Sullivan, Tiffany J	26 LIB	1:12.13
5	Sarvia, Tricia	28 NEM	1:12.41
6	Prasad, Kari J	29 CMS	1:13.00

Heat 21 of 25 Finals

1	Hearst, Lacie	27 LVM	1:11.78
2	Turner, Abby C	26 PHX	1:11.63
3	Larson, Rebecca L	27 VACA	1:10.99
4	Bronson, Meredith C	29 ALMA	1:10.80
5	Teller, Jordan	27 MM	1:10.11
6	Erickson, Jamie L	27 SDSM	1:10.30
7	Egan, Caroline M	25 FCST	1:10.86
8	Burns, Caileen	25 NEM	1:11.55
9	Bronson, Jenifer L	29 SCAQ	1:11.65

Heat 22 of 25 Finals

1	Dye, Brittny J	29 PCAT	1:10.00
2	Koziarski, Emily	28 MGM	1:08.42
3	Hemelstrand, Julie A	26 ARIZ	1:07.80
4	Espiritu, Vicki	25 TVM	1:05.30
5	Urbatchka, Lindsey E	27 ARIZ	1:04.31
6	Blocker, Vicki S	27 RICE	1:04.86
7	Belliveau, Adrienne C	27 USF	1:07.60
8	Braniecki, Ashley L	25 ADMS	1:08.00
9	Ward, Julie A	25 UNAT	1:09.29

Heat 23 of 25 Finals

1	Turpin, Kelly	25 ARIZ	1:03.75
2	Reilly, Erin P	25 TOC	1:01.00
3	Chance, Danielle R	29 DBMS	1:01.00
4	Harrigan, Kelly M	26 ARIZ	59.39
5	Staubitz, Nadia M	26 AGUA	57.97
6	Hibbard, Kate	26 VMST	59.21
7	Peterson, Stacy E	29 UNAT	1:00.00
8	Wind, Katie	26 MINN	1:01.00
9	Busche, Kelly C	26 ARIZ	1:02.32

Heat 24 of 25 Finals

1	Hennessey, Megan J	24 UNAT	1:15.81
2	Holman, Mary E	24 GSC	1:13.99
3	St. Sauveur, Katelyn	22 ARIZ	1:11.50
4	Pulley, Katherine R	20 UTAH	1:10.89
5	Holman, Sara E	24 GSC	1:09.99
6	Oskvarek, Natalie	24 MGM	1:11.30
7	Rokicki, Sara L	19 MICH	1:12.29
8	Vanderdoes, Alysston	18 UTAH	1:15.12

Heat 25 of 25 Finals

1	Schmitt, Jacqueline	19 CUBU	1:09.77
2	Flacco, Nicole M	24 CVMM	1:08.00
3	Woodard, Chantal M	23 NCMS	1:05.05
4	Bishop, Brooke A	24 TOC	1:00.40
5	Rogers, Lauren	23 PHX	57.00
6	O'Donnell-McCarthy, Fiona	24 TOC	1:00.01
7	Medved, Emily M	23 ARIZ	1:04.71
8	Atkin, Nichole D	24 ARIZ	1:07.63
9	Stieber, Kelsey M	19 MICH	1:09.33

#25 Men 50 Yard Breaststroke

Lane	Name	Age	Team	Seed Time
Heat 1 of 37 Finals				
4	Larson, E Ole	90	NCMS	1:01.42
5	Rudloff, G Edward	87	TOC	42.06
6	Kelley, Art	85	ARIZ	1:15.00

2011 USMS Spring National Championships
Kino Aquatics Center
Meet Program - Saturday, April 30, 2011

Heat 2 (#25 Men 50 Yard Breaststroke)

2 Gruender, Daniel F	81 ARIZ	51.54
3 Bauman, John H	80 WMAC	50.19
4 McCloy, Richard	80 NWSC	45.23
5 Woods, Albert H	82 GAJA	42.06
6 Hoppe, Frederick J	83 SDSM	44.58
7 Haartz, F H Ted	83 ARIZ	50.00
8 Knowles Sr, Percival A	80 SWIF	50.56

Heat 3 of 37 Finals

3 Fritz, Jack R	78 ARIZ	47.63
4 Pesetsky, Walter	76 FLAQ	46.08
5 Best, Bob	78 SDSM	39.00
6 Patten, Bob W	76 CMS	44.30
7 Peter, Harold E	76 ARIZ	46.15
8 Erler, Richard C	75 LCM	48.51

Heat 4 of 37 Finals

1 Eisenklam, Peter A	68 ARIZ	43.49
2 McDanal, Steven K	67 CMS	42.80
3 Clark, Steve E	67 TOC	38.00
4 Sawyer, Dennis L	67 PNA	37.53
5 Brundage, Warner F	68 VMST	36.84
6 Riker, Tony	66 GOLD	37.60
7 Smith, Dave	66 IM	39.89
8 Whitten, Phillip	67 PHX	43.05
9 Monroe, Thomas A	70 ARIZ	59.54

Heat 5 of 37 Finals

1 Easterla, David A	73 MOVY	44.42
2 Truong, Dominique	72 PNA	41.15
3 Zuur, James	70 MPM	39.73
4 Perilman, Jim E	72 WCM	38.20
5 Farrell, Jeff	74 SBM	35.00
6 Stewart, Dick	71 MVN	37.50
7 Arlander, David C	70 MINN	39.20
8 May, George	73 WMAC	40.53
9 Goodwin, Lance	70 CMS	43.43

Heat 6 of 37 Finals

1 Olson, Robert H	66 WCM	36.80
2 Dannenberg, James	66 WMAC	35.50
3 Boak, Thomas D	67 WMST	34.50
4 Pelissier, Jim L	67 MINN	33.47
5 Strand, Robert	65 ROSE	30.75
6 Frost, Kenneth A	66 TAM	31.50
7 Davis, Don M	66 RHMS	33.50
8 Stern, Tom K	65 STAN	35.50
9 Pohlmann, John T	67 SLAM	36.41

Heat 7 of 37 Finals

1 Hernlen, G Tracy	57 VMST	40.00
2 Bodmer, Thomas C	57 ARIZ	39.70
3 Getts, David H	55 PHX	36.00
4 Nichols, Scott	56 FGST	35.72
5 Fulljames, Rick C	59 LVM	36.95
6 Duncan, Dave	59 ARIZ	39.93
7 Bortman, Henry (Camo)	60 USF	44.72
8 Ansert, William S	63 SNM	47.00

Heat 8 of 37 Finals

1 Welton, John C	64 ARIZ	44.00
2 Kelber, Michael W	63 OREG	40.40
3 Warren, Mike H	60 OREG	39.50
4 Duckworth, Allan	60 PHX	38.38
5 Velazquez, Cristobal	60 SONO	37.00
6 Newport, Roderick B	60 ARIZ	37.10
7 Felton, Richard A	62 TOC	39.33
8 Hurwitz, Andy	63 PHX	40.00
9 Carew, Michael P	61 OREG	42.00

Heat 9 of 37 Finals

1 Murray, Mike	60 WMAC	36.84
2 Rollins, Bruce W	61 WMST	36.02
3 Dasch, Vern E	61 OREG	35.50
4 Shoor, Kenneth M	62 LAPS	35.00
5 Colby, Curt	61 CMS	33.50
6 Peterson, Steven B	64 PNA	33.80
7 Batizy, Levente G	64 O*H*	35.40
8 Mc Gregor, Cary D	60 MAM	35.50
9 Stanley, Mark	60 SRM	36.07

Heat 10 of 37 Finals

1 Meyerhoff, Rick	64 TAM	33.50
2 Springer, Douglas A	64 ARIZ	33.00
3 Kerns, Hubie	61 VCM	32.57
4 Derr, John M	62 VCM	32.00
5 Stark, Allen L	62 OREG	30.78
6 Wright, Robert W	60 MOVY	31.79
7 Frisch, David J	62 VMST	32.20
8 Walker, Rick B	60 SYSM	32.72
9 Cotter, Pat	60 OREG	33.41

Heat 11 of 37 Finals

1 Christensen, Thomas F	55 LVM	35.70
2 Reeder, Bill D	58 PNA	35.19
3 Stanton, Wright	59 RGSC	34.54
4 Reichle, Luke	55 WH2O	34.46
5 Carvotta, Tom	56 ADMS	34.04
6 Nielsen, Joseph A	56 UNAT	34.13
7 Caligiuri, Dan A	55 UNAT	34.50
8 Adcock, Richard P	55 PNA	35.00
9 Steck, Stanley A	56 AKMS	35.70

Heat 12 of 37 Finals

1 Mickelson, Kurt S	56 ARIZ	34.00
2 Edwards, Clive G	57 SWM	33.50
3 Liotta, Robert	59 PHX	33.18
4 Jonckheer, Philip W	58 TAM	33.00
5 Bovard, Ralph S	58 MINN	32.57
6 McLintock, John	56 SDSM	32.88
7 Dougherty, Michael P	59 MM	33.17
8 Shevlin, Jeff L	56 SAC	33.43
9 Dauser, John W	55 NOVA	33.75

Heat 13 of 37 Finals

1 Blatt, Michael J	55 VCM	32.34
2 Heyes, Greg	56 LAPS	32.03
3 Lindstedt, David P	55 LAPS	32.00
4 Campana, James L	59 ELG	31.70
5 Marsh, Russell L	55 CMS	31.21
6 Shaw, Gary D	56 UTAH	31.22
7 Leonard, Dan P	56 SCAQ	31.75
8 Ladewig, Brock	58 PHX	32.00
9 Schmitz, Robert L	58 NCMS	32.22

Heat 14 of 37 Finals

1 Wall, Dan	55 ADMS	31.00
2 Finn, Peter R	57 DOC	30.43
3 Roth, Barry	56 ARIZ	30.38
4 Barton, Tom	55 PCAT	30.00
5 Rider, Lee A	55 RHMS	28.50
6 Groselle, Jack R	56 SYSM	28.70
7 Colella, Rick	59 PNA	30.04
8 Waterbury, Stuart S	57 CMS	30.39
9 Von Hoffmann, Gerard	55 NOVA	31.00

Heat 15 of 37 Finals

2 Gold, Alan	53 NEP	40.00
3 Beardsley, Robert O	53 PHX	37.21
4 Watkins, Doug	50 PPSL	37.69
5 Blake, Michael K	54 PHX	1:00.00
6 Wasowicz, Jeff D	47 ARIZ	34.25
7 O'Keefe, John P	49 CMS	34.90

Heat 16 of 37 Finals

1 Kishi, Glen Y	52 ARIZ	36.70
2 Fisher, Dennis E	51 CSMT	36.50
3 Bardsley, David S	51 ARIZ	34.89
4 Virjee, Fram M	50 LAPS	34.01
5 Heins, Barry	54 RGSC	33.99
6 Tulin, Bill	52 TAM	34.01
7 Farnsworth, David J	53 ARIZ	34.65
8 Bartholomew, David M	51 LAPS	35.00
9 Levy, Aaron	52 WH2O	36.62

Heat 17 of 37 Finals

1 Lee, Stanley H	54 YCMS	33.90
2 Pearlman, Ron	53 ROSE	33.00
3 Lysinger, Chris S	54 COM	32.75
4 Raine, Charlie	51 LAPS	32.15
5 Dixon, Kirk E	52 NAST	32.00
6 Alexander, Peter D	52 WMAC	32.12
7 Lamour, Didier B	54 MINN	32.67
8 Siegfried, Todd L	52 MINN	32.88
9 Albright, Philip W	51 MVN	33.24

Heat 18 of 37 Finals

1 Gevers, Willy	51 PNA	31.97
2 Rose, Cameron D	51 SAWS	31.31
3 Baird, Jeff A	51 PHX	31.06
4 Matysek, Jim	51 SYSM	30.54
5 Allen, Peter J	52 WMAC	30.42
6 Sumerfield, Bill H	50 OREG	30.45
7 Dozer, Gregory J	53 PHX	31.01
8 McLeod, Mark A	51 CSMT	31.29
9 Heinemann, William A	53 NIAG	31.42

2011 USMS Spring National Championships
Kino Aquatics Center
Meet Program - Saturday, April 30, 2011

Heat 19 (#25 Men 50 Yard Breaststroke)

1	Garside, Simon P	50 LAPS	30.25
2	Vargas, Daniel	50 ARIZ	30.01
3	Wagoner, Victor	54 LAPS	29.80
4	Neville, Richard	54 FAST	29.34
5	Guthrie, David M	50 TXLA	27.39
6	Bank, Holden J	51 BLU	28.00
7	Hamm, Michael L	53 HMS	29.79
8	Ewing, Jack	50 USF	29.81
9	Smith, David M	53 CRUZ	30.17

Heat 20 of 37 Finals

1	Buckley, Christopher J	48 UNAT	34.00
2	Whitney, Timothy C	46 PCAT	33.03
3	Vargas, Enrique	49 ARIZ	32.74
4	Royko, Mark D	46 MGM	32.57
5	Blavatnik, Alex	46 FLAQ	32.50
6	Young, Chad R	47 WH2O	32.50
7	Dettmer, Robert B	45 OREG	32.60
8	Daugherty, Gordon	45 UNAT	32.86
9	Edwards, Andy	46 IAMA	33.47

Heat 21 of 37 Finals

1	Froebel, Marc M	46 UNAT	31.67
2	Goodwin, Rob	46 CMS	31.55
3	Levy, Dan	45 WM	31.17
4	Wagner, Thomas R	48 NOVA	31.00
5	Yeomans, Scott	47 GSM	30.90
6	Hubert, Craig J	46 JAM	31.00
7	Unger, Michael S	46 BLU	31.00
8	Heath, Steve	46 CMS	31.45
9	Houghton, Ken	45 GSMS	31.60

Heat 22 of 37 Finals

1	Stewart, Henry D	47 NCMS	30.89
2	Ponthier, Chuck	48 LAPS	30.62
3	Condon, Doug	48 TVM	30.59
4	Cole, Andrew J	47 GOLD	30.33
5	Marx, Jeff	46 NITR	30.01
6	Cooper, Christopher E	46 VCM	30.12
7	Lentz, Randy	48 MINN	30.48
8	Banks, Peter J	47 UNAT	30.60
9	Wall, Chris L	49 SCAQ	30.72

Heat 23 of 37 Finals

1	Perkins, Martin	48 AAA	30.00
2	McCool, Chris	46 UNAT	29.59
3	Safa, Eddie	48 SCA	29.10
4	Rasmussen, Anders M	47 TXLA	28.66
5	Corbeau, James L	46 OREG	27.09
6	Tuchler, Jim	46 IM	27.20
7	Alexander, Jeff	47 WMAC	29.00
8	Helgason, Tryggvi	47 LVM	29.50
9	Jimenez, Carlos A	46 RICE	29.92

Heat 24 of 37 Finals

1	Lauritano, Giuseppe A	37 SDSM	42.26
2	Castleton, Tom	39 ROSE	34.55
3	Braun, Mark	39 OREG	32.24
4	Ripic, Steve	38 MVN	32.11
5	Glass, Mark W	36 DAMM	32.20
6	Wendkos, David	39 AAA	33.68
7	Tomson, Daniel F	39 GERM	35.00
8	Muth, Carol F	44 SCAQ	35.00
9	LoCascio, Jim	41 UNAT	35.16

Heat 25 of 37 Finals

1	White, James H	40 BSLM	34.40
2	Norman, Charles L	44 PNA	33.35
3	Steenhuis, Harm-Jan	43 SWAT	32.53
4	Barr, J B	42 OMAH	32.44
5	Wood, Jeffrey E	41 NEM	32.22
6	Blackman, Damon J	42 UNAT	32.38
7	Hunt, David N	44 CRUZ	32.46
8	Belnap, Mark	41 UTAH	32.96
9	Steen, Peter	41 NMMS	33.50

Heat 26 of 37 Finals

1	Paxton, Sean C	42 ROSE	32.00
2	Johnson, Bowen M	44 PHX	31.88
3	Jones, Kenton R	43 SDSM	31.33
4	Mench, Edward H	44 SYSM	30.72
5	Summe, Brian C	44 SWOM	30.33
6	Waud, Timothy P	43 OREG	30.54
7	Wermuth, Michael	43 UNAT	30.81
8	Boosin, Michael J	44 SCAQ	31.80
9	Adamavich, Doug P	42 ARIZ	31.90

Heat 27 of 37 Finals

1	Gomez, Felipe	43 NCMS	30.27
2	Henderson, Kevin C	41 NMMS	29.80
3	Hamilton, Nathan	42 SNM	29.30
4	Mugford, Stephen A	44 NEM	29.00
5	Livingston, Terry	44 DBMS	28.50
6	Tiltmann, Laren A	41 WMAC	28.99
7	Dietrich, Jim	40 NOVA	29.16
8	Doherty, Todd S	40 PNA	29.49
9	Schaetz, Daniel J	40 WMAC	30.00

Heat 28 of 37 Finals

1	Gassner, John	44 REDT	28.50
2	Boodt, Bradley N	43 LVM	28.35
3	Bartee, Todd A	41 TXLA	27.75
4	Williams, Neill	43 DCAC	27.66
5	Dennison, Keith	40 LVM	27.26
6	Santos, Roque J	43 WCM	27.55
7	Stackle, Kirk	43 NITR	27.71
8	Thomas, Joe C	41 LJSM	27.77
9	Finney, Peter C	43 MAM	28.43

Heat 29 of 37 Finals

1	Jackson, Scott J	36 NOVA	31.97
2	Connor, Mac	37 FCA	30.47
3	Spires, D C	37 PHX	29.68
4	Baldwin, Craig M	36 SNOW	29.50
5	Stich, Darryl D	35 WMAC	28.30
6	Dongvillo, Mike	36 WLAC	29.00
7	Mason, Michael	37 ROSE	29.50
8	Weigand, TJ	38 WLAC	30.00
9	Kinder, John S	38 OREG	30.61

Heat 30 of 37 Finals

1	Orris, Ron	38 NITR	28.09
2	Raese, T R	38 IM	27.75
3	Jacobson, Brian L	37 MINN	27.35
4	Rezek, Tony	38 MOVY	26.92
5	West, Steve T	39 NOVA	25.35
6	Comings, Jeff P	37 PHX	25.69
7	Christoffel, Ben J	35 ISF	27.12
8	Goodison, Michael R	39 TERR	27.43
9	Ruotsala, Lane W	36 CMS	27.75

Heat 31 of 37 Finals

3	Perez, Octavio	33 WMAC	37.00
4	Dodge, Mark J	34 SKY	33.00
5	McGowan, Sean M	30 AGUA	31.09
6	Warren, Seth M	34 OREG	32.50
7	Ramirez, Miguel	31 MVN	35.00

Heat 32 of 37 Finals

1	Hoiland, Kevin A	32 SDSM	31.07
2	Brussow, Chris	33 UTAH	30.50
3	Lindstrom, John E	33 IM	29.80
4	Bergstedt, Brent M	30 CMS	29.61
5	Daniels, Philip J	33 GAJA	29.28
6	Chung, Jason J	30 CUBU	29.53
7	Sabala, Michael C	30 UNAT	29.75
8	Hinks, Otto	32 ARIZ	30.50
9	Hwang, Wayne	33 NOVA	30.70

Heat 33 of 37 Finals

1	Wight, R Alan	30 SWOM	28.90
2	Asti, Trevor	33 MICH	28.50
3	Schmidt, Matthew B	33 WH2O	27.19
4	Morris, Chad	34 MGM	26.90
5	Moses, Ed	30 ROSE	26.00
6	Brunson, Christopher D	30 WMAC	26.49
7	Lee, Ryan E	34 MOVY	27.06
8	Durieux, Chad A	31 ROSE	28.17
9	Teichman, Marc	33 ARIZ	28.88

Heat 34 of 37 Finals

1	Lillard, Nick C	28 VACA	34.12
2	Van Slyke, Donald A	28 ARIZ	30.46
3	Johnson, Luke B	28 HOPK	29.87
4	Candido, Rafael M	28 CSMT	29.10
5	Morin, Justin P	26 PNA	29.07
6	Hasler, Kirk	25 ARIZ	29.28
7	Cleary, Kevin H	27 OREG	29.90
8	Mulrooney, Matt J	29 NEM	31.49

2011 USMS Spring National Championships
Kino Aquatics Center
Meet Program - Saturday, April 30, 2011

Heat 35 (#25 Men 50 Yard Breaststroke)

1	Hoedeman, John	28 UNAT	27.88
2	Dorr, John W	27 TOC	27.05
3	MacLennan, Brett	26 WH2O	26.99
4	Deery, Kyle B	26 SYSM	26.10
5	Rollins, Dave E	26 ARIZ	25.84
6	Baldwin, Hank	27 ARIZ	26.00
7	Marshall, Gary N	29 TOC	26.24
8	Burnett, Andrew B	28 ALEX	27.05
9	Lentz, Graham M	26 TOC	27.50

Heat 36 of 37 Finals

2	Wight, Ryan	22 UTAH	50.00
3	Khaja, Asad U	22 MICH	35.81
4	Walsh, Thomas R	23 MINN	33.10
5	Anderson, Travis W	23 ARIZ	31.32
6	Fluegel, Raymond P	20 HMS	33.00
7	Veintimilla, Miguel	23 ROSE	33.93
8	Newman, Nathan	18 UTAH	41.87

Heat 37 of 37 Finals

1	Fuller, Michael E	19 ROSE	31.30
2	Curtisi, Nathan A	22 ARIZ	31.03
3	Bower, Kenny G	23 TOC	28.34
4	Dolar, Kevin I	23 USF	27.87
5	Zaich, Paul	24 STAN	26.50
6	Richard, Nathan D	23 UNAT	27.17
7	Wohl, Adam M	24 MICH	28.19
8	Constandse, Wesley	24 UTAH	29.75
9	Songin, John A	23 DAMM	31.07

#26 Women 50 Yard Breaststroke

Lane	Name	Age Team	Seed Time
------	------	----------	-----------

Heat 1 of 28 Finals

2	Byrnes, Ilse M	84 USF	1:22.21
3	Taylor, Carol	81 ARIZ	55.10
4	Bohl, Nan	82 MOVY	49.34
5	Goggin, Georgia	81 MOST	1:08.03
6	Stevens, Ann B	77 IM	1:04.00
7	van Dinter, Yenny	77 UNAT	51.72
8	Stowell, Diane M	77 HIMA	56.00

Heat 2 of 28 Finals

2	Coakley, Marian W	73 NEM	58.48
3	Harden, Gaile	71 ARIZ	57.99
4	Warren, Sue R	70 VCSS	50.35
5	Leilich, Joann	72 WMST	41.00
6	Jebe, Margit H	72 T2NM	45.00
7	Geoffrion, Helen	72 UCLA	52.08
8	Jordan, Betsy T	74 SDSM	58.00
9	Fasbender, Alice J	72 SMMM	1:20.00

Heat 3 of 28 Finals

1	Karren, Sharyle	64 UNAT	1:01.00
2	Sutherland, Kate	63 PNA	51.24
3	Gillies, Judy L	63 ARIZ	47.07
4	Weston, Susan E	60 SDSM	47.25
5	Anderson, Linda J	62 PHX	54.06
6	Ackley, Ella B	68 MM	51.06
7	Adams, Carol H	67 NEM	50.22
8	Weinberg, Wendy L	65 PHX	50.97
9	Oakley, Anne S	65 CMS	56.00

Heat 4 of 28 Finals

1	Shockro, Ellen K	68 NOVA	50.08
2	Schmock, Gretchen K	68 ARIZ	49.26
3	Todd, Diana F	67 SNM	43.92
4	Barnea, Daniela	67 STAN	42.21
5	Webb, Linda	65 FLAQ	41.21
6	Dameron, Pam D	65 QMST	41.95
7	Frid, Barbara	69 OREG	42.60
8	Durrant, Betsy	69 VMST	44.61
9	Case, Malinda J	69 ARIZ	49.92

Heat 5 of 28 Finals

1	Hirakawa, Diane M	62 SDSM	46.92
2	Luck, Lorinda E	60 UTAH	43.53
3	Felton, Anezka G	63 TOC	42.35
4	Dillon, Sally A	64 PNA	41.62
5	Gettling, Janet	62 OREG	39.98
6	LeClercq, Toni M	63 PNA	41.37
7	Bauer, Jeannette M	61 SCA	42.14
8	Christenson, Candy J	64 WMAC	43.32
9	Tukua, Karen M	61 WCM	45.42

Heat 6 of 28 Finals

3	Thoms, Sidney S	57 PHX	1:02.00
4	Schneider, Mary P	58 WMAC	51.78
5	Duane, Debbie	56 ARIZ	45.00
6	Umstead, B J	55 PHX	51.00
7	Rogers, Darlene	56 LVM	57.10

Heat 7 of 28 Finals

1	Slavec, Deborah A	57 CMS	44.86
2	Cambra-Brungard, Jeanne	59 LOM	43.38
3	McDermott, Ann Y	56 NEM	42.50
4	Clark, Elizabeth A	57 UNAT	42.00
5	Yanson, Karen D	55 DLMA	40.77
6	Ehrke, Nancy L	57 WMAC	41.38
7	Chapman, Linda	55 PNA	42.10
8	Hood, Patricia B	55 1776	42.57
9	Peterson, Debbi S	56 WMAC	43.44

Heat 8 of 28 Finals

1	Wolff, Melinda S	58 1776	38.93
2	Finch, Merry B	56 YCMS	38.77
3	Rosener, Karen K	57 CMS	37.20
4	Estel, Beth A	55 NEM	36.50
5	Steiger, Regula E	59 SVB	35.60
6	Knapp, Lo D	56 UTAH	36.02
7	Maccurdy, Krissy	58 PCAT	37.00
8	Haynie, Dee A	56 TOC	38.16
9	Girard, Mikey G	57 ARIZ	38.90

Heat 9 of 28 Finals

1	Raman, Marie E	54 PHX	1:30.00
2	Molinatto, Pam R	53 PHX	54.70
3	Clutter, Cynthia G	51 HMS	42.51
4	Harris Odama, Karen A	53 WFLY	42.05
5	Butler, Terese A	53 ARIZ	47.55
6	Hemauer, Carol J	54 UNAT	56.00
7	Koehn, Suzy	39 NMMS	41.12
8	Cooper, Cheryl	39 UNAT	41.97

Heat 10 of 28 Finals

1	Cotton-Windham, Kathy A	53 CFSC	41.02
2	Anderson, Cynthia B	54 CMS	41.01
3	Nolte, Susan D	50 CMS	40.62
4	Redwine-Baker, Roxanne J	51 OREG	39.25
5	Bartholomew, Kirsten F	52 LAPS	38.90
6	Leithiser, Mary Ellen	50 LAPS	39.00
7	Zappone, Peggy L	52 PNA	39.35
8	Harrington, Sue	53 OREG	40.75
9	Nicholson, Nancy A	54 SCA	41.02

Heat 11 of 28 Finals

1	Del Greco, Jane B	54 IM	38.80
2	Van Cleave, Julie M	52 WMAC	38.04
3	Wheeler, Barbara C	54 TAM	37.96
4	Terhorst, Hermine M	52 SRM	37.44
5	Caswell, MJ	50 OREG	36.42
6	Britton, Becky A	50 MINN	36.81
7	Lockhart, Christine N	52 UNAT	37.51
8	Penney, Debra S	53 UTAH	38.00
9	Ellington, Cheri	53 SCMC	38.50

Heat 12 of 28 Finals

1	Gaynor, Patty A	50 NEM	36.02
2	Buck, Donna M	52 OREG	35.74
3	Groselle, Laura L	50 SYSM	35.00
4	Heuer, Brigitte	50 WMST	34.82
5	Bennett, Lisa A	54 VMST	34.09
6	Lepinski, Cokie	51 MPM	34.49
7	Sotelo, Sophia S	50 WCM	34.92
8	Wenzel, Chris	51 FLAQ	35.17
9	Berg, Tonya K	52 PNA	36.00

Heat 13 of 28 Finals

1	Lindahl, Lori	47 IM	49.00
2	Foster, Susan B	49 ARIZ	45.55
3	Hussey, June C	49 SLN	42.00
4	Bohmann, Lisa A	45 CMS	40.82
5	Notman, Kate B	47 NEM	40.52
6	Creswell-Liotta, Brenda	48 PHX	41.56
7	Rottman, Valerie A	48 PHX	44.04
8	McClure, Pam	47 RAY	47.10
9	Tobler, Ellen	39 IM	40.33

Heat 14 of 28 Finals

1	Davis, Lisa N	48 NMMS	40.23
2	Rearwin, Laura	46 OJAI	39.07
3	Krugman, Elaine	49 GAJA	38.90
4	Whitney, Jamie F	46 PNA	38.87
5	Alexander, Michi	47 WMAC	38.50
6	Schwartz, Lisa	48 IM	38.78
7	Dodd, Dina	47 BRS	38.89
8	Dobbs, Theresa A	48 MVN	38.90
9	Latt, Melissa J	47 SCAQ	40.00

2011 USMS Spring National Championships

Kino Aquatics Center

Meet Program - Saturday, April 30, 2011

Heat 15 (#26 Women 50 Yard Breaststroke)

1	Greedy, Lisa G	46 PCAT	38.45
2	McKenzie, Jean M	47 OREG	38.00
3	Scott, Sheryl L	48 NEM	36.60
4	Parsons, Susan D	48 ARIZ	36.58
5	Washburn, Lynette A	47 CMS	36.11
6	Stiles, Jasmine	45 SDSM	36.20
7	Voorhees, Carolyn C	49 MARY	36.60
8	Cort, Hayley E	49 AGUA	37.84
9	Russello, Stacey D	47 SNOW	38.38

Heat 16 of 28 Finals

1	Hunt, Allison	47 ALMA	36.11
2	Dawson-Cook, Susan E	48 ARIZ	35.10
3	Groves, Lisa J	46 MACH	34.40
4	Crouch, Kim	49 CMS	32.88
5	Von Der Lippe, Susan G	45 CMS	30.20
6	Nowak, Elizabeth A	47 NCMS	31.89
7	Weiss, Sharon M	48 SNM	33.62
8	Ward, Lisa A	47 WCM	35.06
9	Kuwahara, Lisa K	48 UTAH	35.26

Heat 17 of 28 Finals

1	Pohnert, Anne	43 RMST	53.41
2	Nelson, Kathryn B	44 ARIZ	42.02
3	Thorp, Kate	41 MPM	38.77
4	Cantrell, Connie S	40 MICH	38.30
5	Sullivan, Suna	44 PNA	37.22
6	Jackson, Kirsten L	42 LVM	38.00
7	Strickland, Lacey	41 ARIZ	38.31
8	Batcheller, Jennifer A	42 MVN	38.81
9	Ahlemeyer, Rayann L	42 ARIZ	45.39

Heat 18 of 28 Finals

1	Heil, Michelle	40 PCAT	37.00
2	Bonfilio, Dawn A	42 NCMS	36.44
3	So, Louise M	42 PHX	36.00
4	Tobey, Stacey W	42 CMS	35.00
5	Settimi, Nora	40 WMAC	34.62
6	Crino, Heide P	44 CMS	34.90
7	Jurey, Mary K	44 TXLA	35.51
8	Barrow, Jennifer	42 CMS	36.00
9	Johnson, Sarah J	41 ARIZ	36.83

Heat 19 of 28 Finals

1	Hunt, Annette	40 CRUZ	34.46
2	Barr, Julie	40 OMAH	34.07
3	Santos, Debbie M	42 WCM	33.10
4	Goodale, Rainy M	41 NEM	32.59
5	Rankin, Maureen T	40 PHX	32.33
6	Armstrong, Mary C	43 PNA	32.50
7	Seider, Wenke K	41 OJAI	32.90
8	Dixon, Lou Ann	43 GRIN	34.00
9	Seavall, Kelly J	42 CMS	34.29

Heat 20 of 28 Finals

1	Wegner, Karin M	38 LVM	40.00
2	Pitman, Suni L	35 RMST	37.98
3	Jacobson, Kristan N	38 QMST	37.73
4	Iwai, Nobuko	36 VACA	36.99
5	Kjellberg, Ulrike S	35 NEM	36.78
6	Wortley, Michelle L	35 CMSC	36.80
7	Haberstich, Carrie	39 NWSC	37.13
8	Tate, Julie	38 UTAH	37.94
9	Moxley, Shannon L	35 ARIZ	38.10

Heat 21 of 28 Finals

1	Framke, Erin C	37 CMS	36.68
2	Fernandez, Jennifer L	37 RAMS	35.65
3	Shindel, Marci	37 OREG	34.50
4	Farmer, LeAnne C	39 MVN	33.14
5	Legaspi, Kelly A	39 FLAQ	30.01
6	Schaetz, Trina R	38 WMAC	31.99
7	Perez, Sarah M	35 WMAC	33.50
8	Good, Tricia	39 CMS	34.98
9	Gitzinger, Jennifer L	36 LIB	36.47

Heat 22 of 28 Finals

1	Chyette, Lisa R	30 NEP	45.63
2	Blake, Shannon E	30 NEM	43.62
3	Park, Angela K	31 WLAC	37.57
4	Cole, Jacqueline H	30 LBG	37.08
5	Gustafson, Aubree M	30 OREG	34.54
6	Pelletier, Hillary	34 NEM	36.88
7	Magee, Jan	32 SDSM	37.19
8	Tiernan, Joy	32 SCAQ	40.11
9	Butler, Andrea M	30 CUBU	45.00

Heat 23 of 28 Finals

1	Melsen, Krisie M	30 SCYM	34.51
2	Guzman, Shanna L	34 TOC	33.88
3	Lyons, Katie A	30 TOC	33.20
4	Mayer, Ashley N	31 UNAT	32.36
5	Willhite, Noelle M	31 IM	32.25
6	Koch Davis, Laura K	34 WMST	32.32
7	Lee, Jodi L	33 CMS	32.72
8	Downing, Jennifer	32 NEM	33.76
9	Pitney, Nancy J	33 ARIZ	33.89

Heat 24 of 28 Finals

2	Shuey, Laina K	26 WLAC	42.10
3	Hildinger, Shannon	26 ARIZ	39.68
4	Seaman, Kim A	27 GAJA	38.89
5	Gardner, Rochelle A	25 ARIZ	37.51
6	Senne, Sarah	26 PCAT	38.42
7	Bronson, Jenifer L	29 SCAQ	39.68
8	Sullivan, Tiffany J	26 LIB	40.93

Heat 25 of 28 Finals

1	Massey, Melissa K	29 RAY	36.40
2	Richardson, Elyse E	26 AGUA	36.08
3	Lastfogel, Laura L	28 FLAQ	35.83
4	Dixon, Felissa D	28 ARIZ	34.90
5	Warman, Whitney M	27 ARIZ	34.46
6	Bronson, Meredith C	29 ALMA	34.62
7	Reilly, Erin P	25 TOC	35.00
8	Fritz, Meredith G	25 WLAC	35.99
9	Lacy, N Markell	27 FCST	36.33

Heat 26 of 28 Finals

1	Blair, Heather E	25 OREG	34.00
2	Bruns, Anneliese C	25 RRCC	33.46
3	Tukua, Rebecca R	28 WCM	32.65
4	Gill, Meg B	26 TOC	32.05
5	Bjorklund, Erika	25 MINN	30.48
6	McHugh, Carolyn F	27 SWOM	31.14
7	Johnson, Allison M	25 ARIZ	32.06
8	Gromer, Karen	26 MOST	32.87
9	Myers, Danielle E	26 VMST	33.77

Heat 27 of 28 Finals

2	O'Donnell-McCarthy, Fiona	24 TOC	38.83
3	Roth, Tenae	21 USF	37.66
4	Hardwick, Lisa M	23 MTMS	37.18
5	Grundy, Allison G	21 DUCK	37.30
6	DeLozier, Rachel C	19 ARIZ	38.00
7	Dickman, Rachel E	24 MGM	39.00

Heat 28 of 28 Finals

1	Schmitt, Jacqueline	19 CUBU	37.04
2	Arnold, Haley M	22 UNAT	36.85
3	Davis, Ali L	20 UTAH	33.45
4	Yoshimura, Stephanie	24 AWJ	33.20
5	Valenzuela, Candace C	23 PHX	29.73
6	Clapp, Marissa L	23 RICE	30.00
7	Fuchs, Lauren	24 CUBU	33.27
8	Shtikel, Liliya D	21 PNA	33.54
9	Mains, Sonja	21 ARIZ	37.00

#27 Men 200 Yard Freestyle

Lane	Name	Age	Team	Seed Time
------	------	-----	------	-----------

Heat 1 of 40 Finals

2	Devennish, Edward B	66 NAM	3:30.73
3	Trevison, Rick	68 FACT	3:09.00
4	Wood, Craig A	70 ETEX	3:03.00
5	Nelson, Ed E	71 LAPS	3:12.70
7	Piemme, Frank	86 LOST	2:52.54
8	Foster, Warren A	85 O*H*	3:27.50

Heat 2 of 40 Finals

2	Burgess, H. William	82 HIMA	3:51.49
3	Wolle, Jordan B	82 SDSM	3:45.90
4	Stolz, Irwin W	81 GAJA	3:15.00
5	Miller, Bob K	81 ARIZ	2:51.21
6	Baker, Donald J	80 SDSM	3:13.90
7	Beach, Robert E	80 SPM	3:30.00
8	Quinn, Patrick J	80 ADMS	3:47.40
9	Knowles Sr, Percival A	80 SWIF	3:53.40

Heat 3 of 40 Finals

2	Smethurst, Everett W	76 NOVA	3:15.00
3	Bevier, Jack	78 HMS	3:00.06
4	Worth, Al	75 ARIZ	2:49.00
5	Radelcliff, David A	77 OREG	2:15.48
6	Bailie, Bob	75 WMST	2:38.86
7	Shechter, Stanley J	78 AGUA	2:55.00
8	Tewksbury, Glenn A	77 ARIZ	3:05.55
9	Lovell, Gilbert R	78 GAJA	3:56.27

2011 USMS Spring National Championships

Kino Aquatics Center

Meet Program - Saturday, April 30, 2011

Heat 4 (#27 Men 200 Yard Freestyle)

1	Jones, Bruce D	70 TCAM	2:51.20
2	Blake, William V	74 MOST	2:50.00
3	Williams, Frank	71 SDSM	2:29.00
4	Lieb, Bob A	70 CMS	2:20.00
5	Freshley, Mike R	70 SDSM	2:09.56
6	Farrell, Jeff	74 SBM	2:15.00
7	Stewart, Dick	71 MVN	2:25.00
8	Zeller, Max	72 AMT	2:50.00
9	Dykstra, Bill	74 GOLD	2:50.00

Heat 5 of 40 Finals

1	Avery, John H	68 MM	2:51.00
2	Weeks, David	68 DAMM	2:40.00
3	Woods, Tom M	68 VMST	2:40.00
4	Oakley, Stephen	65 CMS	2:35.00
5	Voorhees, Dayton	65 CMS	2:30.00
6	Burr, Ken M	66 WCM	2:30.00
7	Hahn, Richard	68 NITR	2:37.23
8	Bleuel, Bart S	69 VCM	2:40.00
9	Freeman, Frank B	65 CVMM	2:41.27

Heat 6 of 40 Finals

1	Colonnese, Michael A	67 MVN	2:29.13
2	Stern, Tom K	65 STAN	2:20.22
3	Burson, William W	66 CMS	2:20.00
4	Frost, Kenneth A	66 TAM	2:14.50
5	Davis, Don M	66 RHMS	2:07.50
6	Burns, Richard	67 TAM	2:08.00
7	Daniels, Larry N	65 MAAC	2:19.00
8	Elder, James E	67 TOC	2:20.00
9	Anderson, Eric R	66 LAPS	2:25.00

Heat 7 of 40 Finals

1	Charles, Earl J	62 PHX	4:18.18
2	Hurwitz, Andy	63 PHX	2:45.00
3	Knuth, Clark A	62 WMAC	2:33.43
4	Varner, Tim	60 CMS	2:40.25
5	Welton, John C	64 ARIZ	2:58.00
6	Heins, Barry	54 RGSC	2:35.75
7	Traynor, John	51 IM	2:22.00
8	McCarthy, Shaun	50 PCAT	2:35.55
9	Gold, Alan	53 NEP	3:00.00

Heat 8 of 40 Finals

1	Vraspir, Alan D	60 NMMS	2:32.76
2	Bailey, Hop	63 ARIZ	2:25.00
3	Mc Clelland, Mac D	62 MAM	2:16.62
4	Warner, Frank	62 PNA	2:14.30
5	Bernard, Alan D	61 MPM	2:10.50
6	Dasch, Vern E	61 OREG	2:12.00
7	Johnston, Michael B	60 PHX	2:15.60
8	Laughlin, Terry	60 ADMS	2:18.74
9	Weiner, H R	61 WMAC	2:30.50

Heat 9 of 40 Finals

1	Rudloff, Edward	63 TOC	2:09.17
2	Gruber, Glenn A	61 VCM	2:03.63
3	Boster, Stephen R	60 DAMM	2:02.00
4	Broderick, Tim	60 STAN	1:59.00
5	Mc Conica, Jim	60 VCM	1:54.14
6	Bryan, Todd A	60 CMS	1:56.20
7	Bell, Alan	61 PNA	1:59.00
8	Walker, Rick B	60 SYSM	2:03.21
9	Stanley, Mark	60 SRM	2:05.80

Heat 10 of 40 Finals

1	Christensen, Thomas F	55 LVM	3:00.00
2	Grilli, David J	56 NEM	2:40.00
3	Shaw, Gary D	56 UTAH	2:39.57
4	Keller, John W	55 PNA	2:38.18
5	Brown, Terrell J	57 MINN	2:28.09
6	Antonio, Alex A	56 ARIZ	2:28.98
7	Tupitza, Charles W	56 WAVA	2:38.58
8	Legaspi, Adrian	58 FLAQ	2:39.65
9	Hall, Dennis L	58 NEP	2:50.00

Heat 11 of 40 Finals

1	Perry, Don R	58 ARIZ	2:22.00
2	Evans, Andrew C	55 MACA	2:14.84
3	Larson, Allen J	58 OREG	2:12.92
4	Peyton, Mike W	55 OREG	2:10.50
5	Weber, Gregory J	57 LIB	2:10.00
6	Holmes, David B	57 TOC	2:10.00
7	Ortiz, Keith	55 NMMS	2:12.13
8	Kendrick, James A	58 PNA	2:14.20
9	Orlikoff, Michael S	56 PHX	2:18.32

Heat 12 of 40 Finals

1	Morris, Stephen L	59 PCAT	2:08.00
2	Cahoon, Bradley S	55 ARIZ	2:07.98
3	Meacham, Kevin G	55 LVM	2:07.15
4	Heather, Michael R	56 MVN	2:05.43
5	Modjeska, Mark E	58 ARIZ	2:04.87
6	Knowles, Percival A	56 SWIF	2:05.07
7	Thompson, Frank L	59 MICH	2:05.62
8	Krongaard, Jeffrey S	56 ARIZ	2:07.80
9	Eggar, Jack D	58 ELG	2:08.00

Heat 13 of 40 Finals

1	Hughes, John S	57 CMS	2:03.50
2	Leonard, Dan P	56 SCAQ	2:02.50
3	Ferroggiaro, Fred	57 TOC	2:01.00
4	Hickcox, Tom	58 ARIZ	2:00.50
5	Gooding, Jack W	57 PCAT	2:00.00
6	Breen, David L	55 MELO	2:00.05
7	Delaney, Mike J	56 NEM	2:00.51
8	Bohlken, Ross P	56 BLU	2:01.21
9	Ditolla, Robert J	56 ARIZ	2:02.90

Heat 14 of 40 Finals

1	Ryder, Mike J	56 SNM	1:57.62
2	Gilchrist, Donald B	57 NCMS	1:57.00
3	Druz, Loren	55 WCM	1:55.00
4	Abbott, Rick E	56 AKMS	1:53.13
5	Mann, Michael T	56 CMS	1:50.50
6	Horner, Brad	56 WMAC	1:51.71
7	Helm, Jim	56 SVAM	1:54.57
8	Gandee, Brad	56 GMUP	1:55.00
9	Blatt, Michael J	55 VCM	1:57.20

Heat 15 of 40 Finals

1	Goshert, Brett D	50 PHX	2:20.00
2	Rosania, JR L	52 PHX	2:19.00
3	Ney, James A	52 SDSM	2:15.02
4	Tomizuka, Frank M	51 ARIZ	2:12.34
5	Rowland, Jim	50 LIB	2:09.37
6	Tsuzuki, Ed M	52 GSM	2:12.12
7	Campbell, Chris	50 MVM	2:15.00
8	Sheahan, Dan	53 SWAT	2:18.20
9	Hobbes, Calvin	50 ARIZ	2:19.75

Heat 16 of 40 Finals

1	Frickey, Gary M	54 UNAT	2:07.70
2	Richardson, Terry	50 ARIZ	2:04.20
3	Tarpinian, Stephen	50 METR	2:01.50
4	Hathaway, David	50 OREG	2:00.71
5	Thomas, Bruce W	53 SCAQ	2:00.39
6	O'Brien, Kerry L	54 WCM	2:00.39
7	Richey, Steven C	50 MSMA	2:01.18
8	Maggion, Andrew F	54 GSM	2:02.50
9	Cannon, Richard P	54 CVM	2:06.80

Heat 17 of 40 Finals

1	Kaczmarek, Mark A	54 WMAC	2:00.14
2	Sidenberg, Phil	54 SCA	2:00.00
3	Sumerfield, Bill H	50 OREG	1:59.40
4	Murtagh, Patrick D	54 MM	1:59.00
5	Strauss, Trip	53 ARKM	1:58.75
6	Nelsen, Steve N	50 PCAT	1:58.99
7	Garside, Simon P	50 LAPS	1:59.25
8	Nolte, Christopher C	54 CMS	1:59.90
9	Seibt, Andreas K	53 IM	2:00.00

Heat 18 of 40 Finals

1	Johnston, Mark A	50 CMS	1:58.00
2	Emission, Thomas W	52 MINN	1:56.00
3	Hallahan, Jack	50 OAM	1:55.66
4	Rose, Cameron D	51 SAWS	1:55.07
5	Davis, Stephen M	52 SCA	1:54.94
6	Johnson, Brian K	50 LAPS	1:55.00
7	Hollett, Peter G	51 NCMS	1:55.44
8	Evans, Mark E	53 DAM	1:56.00
9	Sherman, Bill	52 MOVY	1:57.10

2011 USMS Spring National Championships
Kino Aquatics Center
Meet Program - Saturday, April 30, 2011

Heat 19 (#27 Men 200 Yard Freestyle)

1	Riley, John E	50 NCMS	1:53.72
2	Scott, Greg C	51 CMS	1:50.90
3	Carter, Paul V	53 TOC	1:50.00
4	Bugg, Bob	53 GAJA	1:47.02
5	Gaines, Ambrose	52 BLU	1:45.00
6	Anderson, Kirk H	51 CMS	1:47.00
7	Kammerer, Richard F	53 RICE	1:48.50
8	Brophy, Neil J	50 NIAG	1:50.70
9	Hafner, Paul A	50 ARIZ	1:52.00

Heat 20 of 40 Finals

1	Abege, Michael L	45 MINN	3:01.00
2	Bahamon, Luis E	49 WH2O	2:50.00
3	Harnisch, Rodney (Scott)	47 PHX	2:30.59
4	Wasowicz, Jeff D	47 ARIZ	2:34.40
5	Patterson, Stephen G	45 LVM	3:00.20
6	Fitzgerald, Patrick G	43 NITR	2:35.00
7	Anconetani, Anthony H	40 NITR	2:10.00
8	Kelty, John W	42 FSSM	2:20.00

Heat 21 of 40 Finals

1	Marshall, William S	47 COM	2:25.00
2	Wagner, Michael J	48 PHX	2:18.00
3	Severance, David A	48 WMAC	2:10.00
4	Carrasco, Juan J	46 FLAQ	2:08.16
5	Coates, Ed M	45 TXLA	2:05.80
6	White, Mark	48 TSUN	2:06.50
7	Woudwijk, Rik	45 LAPS	2:08.19
8	Royko, Mark D	46 MGM	2:16.81
9	Weiss, Scot H	46 BLU	2:20.00

Heat 22 of 40 Finals

1	Bodine, Chuck D	48 ARIZ	2:05.00
2	Shumate, Tim P	49 NOVA	2:00.00
3	Dajnowicz, Mark A	45 SCA	1:59.99
4	Swanberg, Mike	49 AQST	1:59.70
5	Garcia Carranza, Jaime	46 SJIN	1:59.50
6	Levy, Dan	45 WM	1:59.66
7	Becker, John C	47 ARIZ	1:59.83
8	Robinson, Rick A	48 ARIZ	2:00.00
9	Barringer, Rob	45 CMS	2:00.01

Heat 23 of 40 Finals

1	Cleaver, Oliver	48 SAWS	1:59.02
2	Carpenter, Michael J	46 MSMA	1:55.40
3	Bailey, Mason T	46 NCSM	1:54.65
4	Yeomans, Scott	47 GSM	1:53.90
5	Lydecker, Charles H	47 BLU	1:52.90
6	Dixon, Matthew N	48 AKMS	1:53.17
7	Parmoon, Joseph A	46 NMMS	1:53.94
8	Valley, Eric	49 PNA	1:54.74
9	Cooper, Christopher E	46 VCM	1:58.00

Heat 24 of 40 Finals

1	Erwin, Jeff T	46 SAWS	1:52.79
2	Patten, Bobby	48 DAMM	1:49.00
3	Segal, William N	46 JAM	1:48.39
4	Jones, Brian A	45 NAM	1:47.00
5	Switzer, Keith M	48 BLU	1:44.00
6	Stevenson, Chris L	46 VMST	1:45.92
7	Breazeale, Nathan M	47 TXLA	1:48.16
8	Thompson, Garrett J	48 LVM	1:48.99
9	De Biase, Terry A	46 ARIZ	1:49.10

Heat 25 of 40 Finals

1	Eliasek, Steve	42 QMST	2:08.38
2	Corey, Carter	41 UNAT	2:05.40
3	Hitchcock, Robert T	44 ABM	2:05.00
4	Borton, Dan	43 ROSE	2:04.16
5	Pazmino, Jorge E	41 CMS	2:00.29
6	Rubacky, Mark S	41 NEM	2:00.79
7	Karren, John	43 UTAH	2:05.00
8	Nilsen, David B	42 PHX	2:05.00
9	Minkey, Donald J	43 WMAC	2:06.00

Heat 26 of 40 Finals

1	Kent, Aric E	40 MYST	2:00.20
2	Powell, Steven T	43 LAPS	1:59.97
3	Biddle, Brad	42 PHX	1:58.94
4	Carter, Brandon J	40 MMSW	1:58.58
5	Pohnert, Steven C	41 RMST	1:58.49
6	Fleming, James F	41 SCA	1:58.50
7	Sax, William C	42 GMUP	1:58.59
8	Mc Donald, Dale L	42 ARIZ	1:59.00
9	Steen, Peter	41 NMMS	1:59.99

Heat 27 of 40 Finals

1	McLeod, Bret	42 NOVA	1:58.00
2	Kuykendall, Jeff J	41 MVN	1:57.81
3	Lucero, Michael D	40 ROSE	1:57.65
4	Mitchell, Jeffrey A	42 MVN	1:56.69
5	Gogulski, David H	42 NITR	1:55.57
6	Beattie, David A	41 UNAT	1:55.99
7	Fletcher, Kevin A	40 ADMS	1:57.35
8	Holland, Dave	43 VMST	1:57.80
9	Gallagher, Sean W	42 DAMM	1:58.00

Heat 28 of 40 Finals

1	Read, David M	42 FLAQ	1:55.17
2	Ogorzelec, Gregg A	44 WH2O	1:54.81
3	Dickson, Kurt F	43 ARIZ	1:52.93
4	Bockius, Ted C	44 UNAT	1:52.21
5	Tester, Bram P	42 WH2O	1:51.61
6	Baleka, Siphwe K	40 UNAT	1:52.00
7	Ellis, Andrew F	42 TERR	1:52.85
8	Moran, Marty	44 SCYM	1:53.04
9	Kirker, John J	40 NOVA	1:55.07

Heat 29 of 40 Finals

1	Hoflyzer, Ernie	41 DAM	1:51.09
2	Andersen, Morten	40 NCMS	1:50.19
3	McClung, Paton M	41 LJSM	1:50.09
4	Smit, Robbert-Paul A	42 CMS	1:49.90
5	Davis, Ross C	44 WMST	1:45.45
6	Nygren, Mats O	44 PNA	1:48.00
7	Chebotarev, Oleg	42 JAM	1:50.00
8	Nelson, Kirk	40 PNA	1:50.13
9	Rosinski, Thomas J	41 CMS	1:51.00

Heat 30 of 40 Finals

1	Jacobsen, Michael T	37 WMAC	2:17.55
2	So, Stephen S	36 PHX	2:03.92
3	Pardo, Robert R	37 FLAQ	2:02.09
4	Urquhart, Mark J	36 PNA	2:03.01
5	Carlson, John	39 RMST	2:09.06
6	Arriola, Jonathan S	20 ARIZ	2:20.15
7	Wight, Ryan	22 UTAH	3:00.00
8	Ghazarian, Rich	34 ROSE	2:12.81
9	De Los Santos, Carlos R	33 BDGR	2:15.60

Heat 31 of 40 Finals

1	Dunn, Tim	38 SAWS	2:01.88
2	Gillilan, William J	39 NMMS	2:00.71
3	Albino, Jorge E	36 SYSM	1:59.00
4	Lilienthal, Jason	37 NMMS	1:58.09
5	Hamm, Eric	38 MSMA	1:55.47
6	Tujo, Christian F	39 OREG	1:55.60
7	Ashmore, David	36 SMSC	1:58.71
8	Tripp, Justin L	39 NMMS	1:59.04
9	Theofilidis, Georgios	39 AGUA	2:01.35

Heat 32 of 40 Finals

1	Foster, Jared	35 CMS	1:55.00
2	Alex, Casey K	38 PNA	1:54.54
3	Campbell, Brian	36 ARIZ	1:54.00
4	Walker, Jon A	36 PNA	1:53.00
5	Fernandez, Dickie	39 NOVA	1:51.17
6	Baldwin, Craig M	36 SNOW	1:52.91
7	Foster, Ryan F	35 LJSM	1:53.51
8	Hooper, Matt	37 UNAT	1:54.51
9	Hadley, Edward J	38 ARIZ	1:54.78

Heat 33 of 40 Finals

1	Stich, Darryl D	35 WMAC	1:49.95
2	Wainwright, Joel M	37 ARIZ	1:49.30
3	Ohman, Niclas K	36 NEM	1:48.93
4	Wanie, Lee G	37 TOC	1:46.00
5	Blessing, Tyler J	38 TXLA	1:43.72
6	Delgado, Roberto E	36 NOVA	1:45.00
7	Mitchell, Justin W	35 WLAC	1:46.66
8	Wegner, Dan	39 LVM	1:49.23
9	Hafner, Kevin T	36 MICH	1:49.42

Heat 34 of 40 Finals

1	Wallach, Ted A	32 ARIZ	2:01.60
2	Helfers, Alex R	31 IM	1:57.69
3	Willis, Nick	33 DAM	1:57.50
4	Summy, Jeff	34 IM	1:57.31
5	Kaufmann, Jon C	34 WH2O	1:56.67
6	Sabala, Michael C	30 UNAT	1:57.00
7	Dean, Michael R	30 WH2O	1:57.46
8	Scott, Ryan C	33 WLAC	1:57.68
9	Graham, Nicholas A	32 UCLA	1:59.35

2011 USMS Spring National Championships
Kino Aquatics Center
Meet Program - Saturday, April 30, 2011

Heat 35 (#27 Men 200 Yard Freestyle)

1	Hannah, DJ	34 PHX	1:55.57
2	Sikich, Christopher P	32 NAST	1:55.00
3	Libit, Bryan A	32 WH2O	1:54.60
4	Keefe, Michael R	30 SWOM	1:53.68
5	Wadley, Brian	31 WH2O	1:52.74
6	Mills, Jamie	34 LIB	1:53.08
7	Herman, Adam L	31 UNAT	1:54.04
8	Mulcahy, Ryan P	33 MGM	1:55.00
9	Ash, Jeffrey M	34 NEM	1:55.55

Heat 36 of 40 Finals

1	Adams, James A	33 HMS	1:52.52
2	Strahota, Jeffrey R	30 TERR	1:50.61
3	Greves, Richard	33 NEM	1:48.36
4	Menezes, Marcio P	31 TXLA	1:45.09
5	Gaines, Billy	30 VMST	1:42.74
6	Palumbo, Gregory T	30 WH2O	1:43.50
7	Holsman, Trent T	30 TOC	1:47.80
8	Gaggero, David	34 TOC	1:49.89
9	Olver, Brian J	33 WH2O	1:52.50

Heat 37 of 40 Finals

1	McDonnell, Michael P	26 LIB	2:42.00
2	Jorgensen, Michael	26 WH2O	2:00.00
3	Dahlin, Aaron C	27 UNAT	1:55.74
4	Swick, John T	27 ARIZ	1:55.23
5	Johnson, Luke B	28 HOPK	1:55.00
6	Nowak, Peter J	29 WMAC	1:55.55
7	Ponce, Jose A	28 PHX	1:56.59
8	Tolman, Brian A	28 UNAT	2:01.26
9	Khaja, Asad U	22 MICH	2:10.15

Heat 38 of 40 Finals

1	Wensley, Ryan	25 ROSE	1:55.00
2	Smith, Gordon R	25 ARIZ	1:51.69
3	Helfers, Edward D	28 NMMS	1:47.89
4	Bellamy, Robert D	29 NOVA	1:43.56
5	DeBerry, Tyler	27 ARIZ	1:36.08
6	Santoro, Antonio	28 WLAC	1:42.30
7	Campione, Dan	25 MGM	1:46.21
8	Thompson, Craig	25 WH2O	1:49.00
9	Meacham, Garth D	29 LVM	1:54.00

Heat 39 of 40 Finals

1	Peterson, Matthew A	21 HMS	2:06.12
2	Boudreau, Benjamin B	21 DUCK	2:01.00
3	Rogers, Chris S	18 ARIZ	1:59.00
4	Diaz-Arias, Lucas A	20 CMS	1:57.00
5	Naugle, Andrew	20 DUCK	1:55.69
6	Songin, John A	23 DAMM	1:56.00
7	Gonzales, Robert V	22 PHX	1:58.89
8	Rhodes, Kevin R	18 DUCK	1:59.00
9	Phelan, Cole E	19 PNA	2:05.81

Heat 40 of 40 Finals

1	Bower, Kenny G	23 TOC	1:55.34
2	Jenkins, Brian T	23 SDSM	1:55.00
3	Fisk, Jared M	18 SAWS	1:53.69
4	Wohl, Adam M	24 MICH	1:50.00
5	Carlson, Andrew	24 NCMS	1:46.00
6	Freds, Keaton S	19 SWOM	1:48.59
7	Ragland, John C	23 ARKM	1:52.90
8	Vandruff, Thomas C	18 UNAT	1:54.66
9	Jessop, Tyler W	18 DUCK	1:55.00

#28 Women 200 Yard Freestyle

Lane	Name	Age	Team	Seed	Time
------	------	-----	------	------	------

Heat 1 of 28 Finals

1	Trevison, Ellie	68	FACT	4:15.00
3	Wolle, Marian E	83	SDSM	6:00.00
4	Anderson, Jody	81	CMS	4:20.00
5	Goggin, Georgia	81	MOST	4:23.46
7	Kornfeld, Maurine E	89	MVN	4:51.50
8	Sanddal, Charlotte E	88	MM	5:27.25

Heat 2 of 28 Finals

3	Rooney, Joanne T	77	IM	3:49.00
4	Stowell, Diane M	77	HIMA	3:35.34
5	Caldwell, Dionne B	78	NOVA	3:19.59
6	Hastings, Patricia B	75	MM	3:30.91
7	Wheatley, Diane	77	MOST	3:47.27

Heat 3 of 28 Finals

2	Balding, Dolores F	68	ARIZ	3:44.85
3	Weinberg, Wendy L	65	PHX	3:14.90
4	Schmoeck, Gretchen K	68	ARIZ	3:24.69
5	Avery, Susan H	69	MM	3:59.79
6	Fritz, Jill D	70	ARIZ	3:32.44
7	Schreiner, Beth	70	VMST	2:41.80
8	Birkhead, Jane C	70	MOST	2:54.69
9	Hutinger, Margie	71	FMM	4:45.68

Heat 4 of 28 Finals

1	Coburn, Mary Anne	69	NWSC	3:04.06
2	Anziano, Marcia	66	CMS	2:58.42
3	Bednar, Christy	66	DAMM	2:45.32
4	Dameron, Pam D	65	QMST	2:42.90
5	Dills, Suzanne L	66	PNA	2:24.66
6	Boak, Carolyn	65	WMST	2:25.40
7	Sosnoski, Diane A	66	WCM	2:43.05
8	Ridout, Nancy J	69	TAM	2:52.00
9	Mc Partland, Peg K	69	MAM	3:02.00

Heat 5 of 28 Finals

3	Goldfarb, Amy	56	RGSC	3:15.00
4	Blatt, Cindy S	57	VCM	2:50.00
5	Morrison, Lynn	56	PCAT	3:00.00
6	Rogers, Darlene	56	LVM	3:49.90
7	Simmons, Pam	62	PCAT	4:00.00

Heat 6 of 28 Finals

1	Nore, Jennifer P	63	PHX	3:46.56
2	Baker, Gini M	60	SDSM	3:13.90
3	Gillies, Judy L	63	ARIZ	2:54.31
4	Tukua, Karen M	61	WCM	2:41.59
5	Welch, Sarah	64	PNA	2:39.29
6	Montrella, Beverly J	64	MVN	2:41.21
7	Reid, Colleen G	61	HIMA	2:50.41
8	DeVennish, Elaine H	62	NAM	3:03.46
9	Bronson, Julie L	61	SCAQ	3:45.30

Heat 7 of 28 Finals

1	Bauer, Jeannette M	61	SCA	2:37.42
2	Shoenberger, Linda R	63	TAM	2:34.07
3	Dillon, Sally A	64	PNA	2:30.30
4	Schmidt, Jonelle	60	ARIZ	2:25.00
5	Davis, Charlotte M	61	PNA	2:15.50
6	Miller, Celeste	61	SNM	2:21.43
7	Guthrie, Sally K	61	MICH	2:28.16
8	Preissler, Stella	62	PNA	2:32.34
9	Menard, Joanne	63	ARIZ	2:35.14

Heat 8 of 28 Finals

1	Hood, Patricia B	55	1776	2:43.48
2	Litman, Jill	55	NEM	2:39.03
3	Schwartz, Judith E	56	MELO	2:37.38
4	Watts, Sue N	56	1776	2:35.48
5	Mitchell, Alison A	56	MVN	2:33.89
6	Gruender, Mitzi E	55	ARIZ	2:35.01
7	Laney, Judith B	58	CMS	2:35.50
8	Dougherty, Mindy M	58	MVN	2:37.42
9	Strauss, Judy	56	MELO	2:41.16

Heat 9 of 28 Finals

1	Wymelenberg, Lynn A	55	RMST	2:29.84
2	Eisenman, Judy A	57	TAM	2:24.00
3	Finch, Merry B	56	YCMS	2:21.03
4	Lippold, Mary B	55	PNA	2:15.00
5	Val, Laura B	59	TAM	2:05.00
6	Steadman Martin, Nancy	56	GSM	2:12.50
7	Kryka, Nancy	56	MINN	2:16.80
8	Lynch, Evie S	58	ARIZ	2:22.56
9	Hilpert, Bess	55	TXLA	2:27.00

Heat 10 of 28 Finals

1	Mann, Lynne A	54	PHX	3:30.00
2	Field, Joanne W	53	WMAC	2:42.08
3	Corliss, Linda L	51	NMMS	2:30.82
4	Dozer, Teresa L	50	PHX	2:35.00
5	Siggs, Brenda M	52	UNAT	3:00.00
6	O'Sullivan, Tara	45	PHX	3:04.96
7	Ramos, Wendy	46	PHX	3:20.00
8	Molina, Patricia A	35	NITR	3:00.00

Heat 11 of 28 Finals

1	Nicholson, Nancy A	54	SCA	2:24.55
2	Hajost, Cynthia M	51	RMST	2:22.41
3	Thornton, Cindy	53	WM	2:19.96
4	Oliver, Karen M	51	UTAH	2:17.22
5	O'Brien, Charlene A	54	WCM	2:16.89
6	Grilli, Tracy L	54	NEM	2:16.99
7	Stokes, Karin E	50	NEM	2:19.13
8	Breen, Barbara L	52	MELO	2:22.00
9	Hickel, Jessie J	52	PNA	2:24.55

2011 USMS Spring National Championships

Kino Aquatics Center

Meet Program - Saturday, April 30, 2011

Heat 12 (#28 Women 200 Yard Freestyle)

1	Ingraham, Susan R	51 MOST	2:14.05
2	Brown, Denise H	51 MICH	2:09.87
3	Meyer, Marguerite	52 TOC	2:08.86
4	Garnier, Kathy L	50 CMS	2:05.80
5	Jones, Eney	50 DAMM	1:58.22
6	Osborn, Ahelee Sue M	53 UNAT	2:04.64
7	Nelson, Judy A	50 CMS	2:08.00
8	Carlsen, Jeanne	52 LAPS	2:09.02
9	Bailey, Monica M	50 ARIZ	2:12.00

Heat 13 of 28 Finals

1	Kaufmann, Karen E	46 VMST	2:57.73
2	Powers, Terry	48 MPM	2:30.99
3	Derr, Kirsten L	46 CMS	2:29.66
4	Shore, Susan	48 WH2O	2:26.59
5	Benedict, Anita	47 HEAT	2:23.41
6	Rearwin, Laura	46 OJAI	2:24.63
7	Moyer, Michelle A	48 RMST	2:28.30
8	Latt, Melissa J	47 SCAQ	2:30.63
9	Segal, Leigh G	46 JAM	2:39.00

Heat 14 of 28 Finals

1	Dawson-Cook, Susan E	48 ARIZ	2:18.66
2	Waeschle, Karen L	48 CMS	2:16.10
3	Richell, Kelly A	45 MVN	2:15.30
4	Henry, B J	47 WCM	2:13.33
5	Gallagher, Kathy	46 DAMM	2:12.55
6	Najjar, Ellie S	49 CMS	2:13.00
7	Goodwin, Barbara S	46 LAPS	2:14.00
8	Alexander, Michi	47 WMAC	2:15.50
9	Dore, Mary G	47 NCMS	2:17.66

Heat 15 of 28 Finals

1	Hunt, Allison	47 ALMA	2:11.77
2	Watkins, Elizabeth A	45 OREG	2:11.00
3	Scott-Kube, Anna T	48 CMS	2:09.50
4	Hagadorn, Heather	46 CMS	2:08.00
5	Petersen, Charlotte	46 SPM	2:07.00
6	Cleavenger, Becky	47 CVMM	2:07.28
7	Sappey, Collette H	46 CMS	2:08.90
8	Stenford, Tani R	45 PNA	2:10.97
9	Major, Becki P	47 ARIZ	2:11.28

Heat 16 of 28 Finals

1	Adams, Kari S	45 LVM	2:06.98
2	Rapuano, Lisa O	45 NBAC	2:05.62
3	Block, Andrea J	49 IM	2:04.22
4	Welting, Laureen K	45 TOC	2:00.99
5	Reynolds, Ellen M	46 SAWS	1:57.23
6	Matena, Jana	48 MELO	2:00.11
7	Nowak, Elizabeth A	47 NCMS	2:01.96
8	Delmage, Arlene	48 OREG	2:04.90
9	Wygall-Springer, Dianne L	45 ARIZ	2:05.73

Heat 17 of 28 Finals

1	Schafer, Tricia	41 PHX	3:00.00
2	Oggel, Amy E	41 ARIZ	2:40.42
3	Scarpulla, Beth	40 VACA	2:35.00
4	Heaphy, Alison G	44 ADMS	2:28.95
5	Nelson, Kathryn B	44 ARIZ	2:31.48
6	Coupe, IngaLisa	41 LAPS	2:40.23
7	Post, Heather M	40 LVM	2:50.10
8	Tate, Julie	38 UTAH	2:18.42
9	Crook, Michelle	37 BGSC	2:53.41

Heat 18 of 28 Finals

1	Cooperrider, Beth C	43 ARIZ	2:27.20
2	Jackson, Nicole	41 WMAC	2:22.00
3	Sinitz, Cheryl	42 WMAC	2:20.60
4	Mare, Jeannette L	44 ARIZ	2:19.83
5	Boodt, Heidi M	41 LVM	2:15.39
6	Sherwood, Devon	40 OAM	2:18.67
7	Sullivan, Suna	44 PNA	2:20.50
8	Ray, Nicole	40 UNAT	2:21.52
9	Katsaros, Sheryl K	41 RMST	2:22.55

Heat 19 of 28 Finals

1	Melmer, Katie A	41 MINN	2:14.75
2	Lamph, Becky L	43 LVM	2:12.11
3	Werner, Haleigh A	42 PNA	2:06.18
4	Dawson, Deborah	42 NBAC	2:05.00
5	Gary, Kristin J	43 REDT	1:57.19
6	Smith, Jody L	42 MVM	1:57.48
7	Richardson, Kim G	42 CMS	2:05.71
8	Carlson, Jenni	40 SCAQ	2:10.00
9	Wiggins, Kelly M	42 CLOV	2:14.50

Heat 20 of 28 Finals

1	Bloom, Alyson	35 SCA	2:17.52
2	Lawrie, Dawn J	35 COLU	2:14.88
3	DeHaven, Kathleen	39 CMS	2:09.99
4	Zajdzinski, Margaret M	39 ARIZ	2:06.08
5	Lee, Kristi D	35 SAWS	2:05.00
6	Jeter, Kimberly S	39 PNA	2:05.22
7	Fernandez, Jennifer L	37 RAMS	2:07.34
8	Hankins, Malena	37 GAJA	2:11.17
9	McEwen, Kathryn A	38 ARIZ	2:17.00

Heat 21 of 28 Finals

1	Wahle, Ellora	21 HMS	2:33.48
2	Coussa, Aleigh R	23 ARIZ	2:30.00
3	Turnblom, Jeralyn	24 UTAH	2:29.44
4	Thornhill, Erica W	20 UTAH	2:30.45
5	Winston, Jamina C	27 ARIZ	2:54.00
6	Turner, Abby C	26 PHX	2:31.92
7	Prasad, Kari J	29 CMS	2:45.00
8	Chyette, Lisa R	30 NEP	3:00.00
9	Welch, Kimberly J	33 ARIZ	3:00.00

Heat 22 of 28 Finals

1	Wojno, Nicole J	31 AGUA	3:00.00
2	Pryor, Evelyn G	34 OREG	2:25.00
3	Hadiashar, Maryam	32 PHX	2:18.00
4	Bernal, Genevieve M	31 WLAC	2:14.52
5	Whitaker, Laura	34 CMS	2:14.00
6	Kramer, Samantha N	32 NEP	2:14.42
7	Stutzke, Crystal A	30 CMS	2:14.97
8	Inbodes, Jen	31 ARIZ	2:24.93
9	Swingle, Kristen L	34 ARIZ	2:26.62

Heat 23 of 28 Finals

1	Thayer, Kathleen	31 SWMS	2:11.50
2	Ingoldsby, Laura K	31 FLAQ	2:08.30
3	Ksiazek, Kendra	30 SDSM	2:06.09
4	Newton, Rebecca L	34 SCA	1:59.89
5	Caldas, Hannah	33 ARIZ	1:55.63
6	Grover, Mollie K	30 TERR	1:57.53
7	Lyons, Katie A	30 TOC	2:00.00
8	Frisch, Alexandria	32 REDT	2:07.66
9	Van Horn, Alaina L	30 CUBU	2:10.84

Heat 24 of 28 Finals

1	Robertson, Suzanne C	25 SCAQ	2:29.53
2	Massey, Melissa K	29 RAY	2:20.92
3	Eddy, Christina A	29 ARIZ	2:16.86
4	Fancher, Katie M	28 AGM	2:12.62
5	Koziarski, Emily	28 MGM	2:11.00
6	Turner, Betsy	27 VMST	2:11.58
7	Egan, Caroline M	25 FCST	2:13.78
8	Burns, Caileen	25 NEM	2:18.73
9	McKinney, Kerri D	27 PHX	2:29.00

Heat 25 of 28 Finals

1	Michalak, Melanie	27 CRUZ	2:10.67
2	Lamour, Cecile D	26 MINN	2:10.00
3	Val, Jamie	27 LVM	2:08.44
4	Warman, Whitney M	27 ARIZ	2:06.37
5	Wind, Katie	26 MINN	2:05.54
6	Liberty, Laurel M	29 LIB	2:05.57
7	Thomas, Lillian M	27 TERR	2:08.22
8	Fosha, Gretta E	28 CMS	2:08.98
9	Erickson, Jamie L	27 SDSM	2:10.30

Heat 26 of 28 Finals

1	Espiritu, Vicki	25 TVM	2:04.98
2	Shuss, Audrey R	27 CMS	2:03.99
3	Szigeti, Florencia	29 ARIZ	1:59.92
4	Dorr, Mc Call J	29 TOC	1:57.10
5	Harrigan, Kelly M	26 ARIZ	1:54.88
6	Parker, Emily S	25 SDSM	1:55.28
7	Davidoff, Cara	25 TOC	1:59.60
8	Turpin, Kelly	25 ARIZ	2:03.55
9	Hibbard, Kate	26 VMST	2:04.23

2011 USMS Spring National Championships
Kino Aquatics Center
Meet Program - Saturday, April 30, 2011

Heat 27 (#28 Women 200 Yard Freestyle)

1	Priddis, Anita	18 UTAH	2:25.17
2	Nichols, Christine I	24 NEM	2:16.11
3	Anderson, Sydney L	19 PNA	2:14.30
4	Perry, Elisabeth	24 CUBU	2:14.00
5	Dowdle, Angela M	22 PNA	2:11.19
6	Woodard, Chantal M	23 NCMS	2:12.83
7	Rokicki, Sara L	19 MICH	2:14.15
8	Brearey, Pamela R	23 LVM	2:14.43
9	Lowder, Kaitlyn	18 PNA	2:23.19

Heat 28 of 28 Finals

1	Shinoda, Kathryn E	24 FCA	2:10.80
2	Flacco, Nicole M	24 CVMM	2:05.00
3	Holman, Mary E	24 GSC	2:02.50
4	Parra, Madeline	23 NCMS	2:00.07
5	Bishop, Brooke A	24 TOC	1:56.40
6	Rogers, Lauren	23 PHX	1:57.00
7	Holman, Sara E	24 GSC	2:02.00
8	Looney, Jessica	22 NEM	2:03.97
9	Lecoq, Michela M	19 PNA	2:09.56

Day 4 — Sunday, May 1

Warm-up

6:00 a.m.-7:50 a.m.

Meet Start Time

8:00 a.m.

Men	Event	Women
33	500 freestyle (men)	
30 minute warm-up in competition pool		
35	200 medley relay	36
37	200 breaststroke	38
39	100 butterfly	40
41	50 backstroke	42
43	200 IM	44
45	100 freestyle	46

Check-in Deadline for Day 4

The 500 freestyle is a positive check-in event. Check-in may be done in person at the registration area or online at usms.org.

Sun., May 1	500 freestyle (men)	7:00 a.m.
-------------	---------------------	-----------

PLEASE NOTE:

If you do not check in by the deadline, you will not be seeded; there are no exceptions.

2011 USMS Spring National Championships

Kino Aquatics Center

Psych Sheet - Sunday, May 1, 2011

#33 Men 500 Yard Freestyle

Name	Age	Team	Seed	Time
1 Thompson, Craig	25	WH2O	4:35.00	
2 Bourne, Sean T	21	ARIZ	4:37.43	
3 Sims, David E	48	IM	4:42.44	
4 Palumbo, Gregory T	30	WH2O	4:43.30	
5 Albino, Jorge E	36	SYSM	4:44.00	
6 Switzer, Keith M	48	BLU	4:45.00	
7 Stevenson, Chris L	46	VMST	4:46.18	
8 Gaines, Billy	30	VMST	4:46.28	
9 Baker, Dennis G	49	OREG	4:48.27	
10 Unruh, Steven L	44	NITR	4:49.64	
11 Brophy, Neil J	50	NIAG	4:50.87	
12 Eickhoff, Randy M	45	SCA	4:52.22	
13 Dickson, Kurt F	43	ARIZ	4:53.85	
14 Alban, Doug M	24	NBAC	4:54.24	
15 Bugg, Bob	53	GAJA	4:54.52	
16 Nygren, Mats O	44	PNA	4:55.00	
17 Shaffer, Mike G	45	VCM	4:55.00	
18 Wadley, Brian	31	WH2O	4:55.06	
19 Hadley, Eric M	27	ARIZ	4:55.35	
20 Kays, David E	43	PNA	4:57.00	
21 Helfers, Edward D	28	NMMS	4:57.33	
22 Nelson, Kirk	40	PNA	4:57.89	
23 Erwin, Jeff T	46	SAWS	4:57.94	
24 Gaggero, David	34	TOC	4:58.19	
25 Dorr, John W	27	TOC	4:59.89	
26 Tester, Bram P	42	WH2O	5:00.32	
27 Chebotarev, Oleg	42	JAM	5:01.00	
28 Hooper, Matt	37	UNAT	5:02.36	
29 Strahota, Jeffrey R	30	TERR	5:02.67	
30 Hoftzyer, Ernie	41	DAM	5:03.91	
31 Duarte, Luis G	47	SYSM	5:04.00	
32 Rasmussen, Anders M	47	TXLA	5:04.99	
33 Libit, Bryan A	32	WH2O	5:05.20	
34 Adams, James A	33	HMS	5:05.74	
35 De Biase, Terry A	46	ARIZ	5:06.00	
36 Read, David M	42	FLAQ	5:08.07	
37 Gallagher, Jose-Luis	34	CUBU	5:08.84	
38 Melanson, Edward L	48	CMS	5:09.87	
39 Yeomans, Scott	47	GSM	5:09.90	
40 Diaz-Arias, Lucas A	20	CMS	5:10.00	
41 Patten, Bobby	48	DAMM	5:10.00	
42 Johnson, Brian K	50	LAPS	5:10.00	
43 Foster, Ryan F	35	LJSM	5:10.00	
44 McClung, Paton M	41	LJSM	5:10.00	
45 Walker, Jon A	36	PNA	5:10.00	
46 Olver, Brian J	33	WH2O	5:10.00	
47 Bryan, Todd A	60	CMS	5:10.20	
48 Holsman, Trent T	30	TOC	5:10.29	
49 Hannah, DJ	34	PHX	5:10.41	
50 Nowak, Peter J	29	WMAC	5:10.68	
51 Bockius, Ted C	44	UNAT	5:11.10	
52 Parmoon, Joseph A	46	NMMS	5:11.41	
53 Walther, Gregory	26	WH2O	5:12.39	
54 Lydecker, Charles H	47	BLU	5:13.00	
55 Mc Conica, Jim	60	VCM	5:13.68	
56 Bailey, Mason T	46	NCSM	5:14.24	
57 Valley, Eric	49	PNA	5:14.68	
58 Jaegers, Al	48	ARIZ	5:15.00	
59 Jessop, Tyler W	18	DUCK	5:15.00	
60 Seibt, Andreas K	53	IM	5:15.00	
61 Carter, Brandon J	40	MMSW	5:15.00	
62 Jenkins, Brian T	23	SDSM	5:15.00	
63 Ellis, Andrew F	42	TERR	5:15.00	
64 Ash, Jeffrey M	34	NEM	5:15.05	
65 Thomas, Bruce W	53	SCAQ	5:15.47	
66 Hadley, Edward J	38	ARIZ	5:15.84	
67 Sprinkle, Baden P	23	HMS	5:16.40	
68 Mills, Jamie	34	LIB	5:16.60	
69 Gogulski, David H	42	NITR	5:16.91	
70 McGiffin, Chris D	45	BERK	5:17.40	
71 Tallman, Karl G	52	CRUZ	5:17.84	
72 Scollon, Erik L	39	WH2O	5:18.11	
73 Ogorzelec, Gregg A	44	WH2O	5:18.44	
74 Sax, William C	42	GMUP	5:18.76	
75 Kriger, Joel	57	SYSM	5:19.26	
76 Fernandez, Dickie	39	NOVA	5:19.47	
77 Clemmons, Jim	61	MAM	5:19.50	
78 Pohnert, Steven C	41	RMST	5:19.96	
79 Campbell, Brian	36	ARIZ	5:20.00	
80 Gandee, Brad	56	GMUP	5:20.00	
81 Havlik, John R	52	UNAT	5:20.00	
82 Lewis, Mike J	46	UNAT	5:20.00	
83 Swick, John T	27	ARIZ	5:20.01	
84 Alex, Casey K	38	PNA	5:20.25	
85 Strickland, Robert L	51	MSMA	5:20.50	
86 Cordero, Billy	43	IM	5:21.00	
87 Ryder, Mike J	56	SNM	5:21.20	
88 Rubacky, Mark S	41	NEM	5:21.70	
89 Biddle, Brad	42	PHX	5:22.44	
90 Broglio, Mike	40	NEM	5:22.83	
91 Tripp, Justin L	39	NMMS	5:23.61	
92 Jorgensen, Michael	26	WH2O	5:24.00	
93 Herman, Adam L	31	UNAT	5:24.01	
94 Roth, Barry	56	ARIZ	5:24.96	
95 Johnson, Kent M	42	PHX	5:24.99	
96 McLeod, Bret	42	NOVA	5:25.00	
97 Bell, Alan	61	PNA	5:25.00	
98 Fleming, James F	41	SCA	5:25.00	
99 Strauss, Trip	53	ARKM	5:25.25	
100 Lucero, Michael D	40	ROSE	5:25.33	
101 Vaughn, David R	46	UNAT	5:25.50	
102 Fletcher, Kevin A	40	ADMS	5:25.68	
103 Garcia Carranza, Jaime	46	SJIN	5:25.82	
104 Finney, Scott P	35	MVM	5:26.00	
105 Skelly, Drew K	44	ROSE	5:26.11	
106 Czekala, Steven R	51	WH2O	5:26.80	
107 Burks, Robert M	40	SNM	5:27.00	
108 Hallahan, Jack	50	OAM	5:27.33	
109 Guadagni, Peter M	56	WCM	5:29.10	
110 McLeod, Mark A	51	CSMT	5:29.29	
111 Nolte, Christopher C	54	CMS	5:29.50	
112 Bodine, Chuck D	48	ARIZ	5:30.00	
113 Karren, John	43	UTAH	5:30.00	
114 Hathaway, David	50	OREG	5:30.07	
115 Rose, Cameron D	51	SAWS	5:30.17	
116 Nelsen, Steve N	50	PCAT	5:30.91	
117 di Filippo, Mario	34	CUBU	5:31.59	
118 Walker, Rick B	60	SYSM	5:31.99	
119 Hollett, Peter G	51	NCMS	5:32.05	
120 Becker, John C	47	ARIZ	5:34.07	
121 Kaczmarek, Mark A	54	WMAC	5:34.42	
122 Ditolla, Robert J	56	ARIZ	5:34.90	
123 Murtagh, Patrick D	54	MM	5:35.00	
124 Gruber, Glenn A	61	VCM	5:35.00	
125 Rhodes, Kevin R	18	DUCK	5:36.43	
126 Hoyne, Ron	55	IM	5:36.65	
127 Coates, Ed M	45	TXLA	5:36.74	
128 Thompson, Frank L	59	MICH	5:37.36	
129 Delaney, Mike J	56	NEM	5:38.66	
130 Leonard, Dan P	56	SCAQ	5:39.00	
131 Modjeska, Mark E	58	ARIZ	5:39.70	
132 Pardo, Robert R	37	FLAQ	5:39.95	
133 Emison, Thomas W	52	MINN	5:40.00	
134 Sidenberg, Phil	54	SCA	5:40.00	
135 Rudloff, Edward	63	TOC	5:41.81	
136 Wallach, Ted A	32	ARIZ	5:41.97	
137 Hickman, Mark D	45	ARIZ	5:43.94	
138 Knowles, Percival A	56	SWIF	5:44.66	
139 Shaffer, Karl	52	UNAT	5:44.97	
140 Welch, Dave	54	NEM	5:45.00	
141 Wilder, Hugh	63	SRM	5:45.00	
142 Minkey, Donald J	43	WMAC	5:45.00	
143 Scott, Ryan C	33	WLAC	5:45.11	
144 Clark, David L	53	WMAC	5:45.56	
145 White, Mark	48	TSUN	5:46.44	
146 Pazmino, Jorge E	41	CMS	5:47.23	
147 Krongaard, Jeffrey S	56	ARIZ	5:48.57	
148 Davis, Don M	66	RHMS	5:48.80	
149 Holthus, Brian K	53	MINN	5:49.54	
150 Garza, Richard J	23	FLAQ	5:50.88	
151 Cahoon, Bradley S	55	ARIZ	5:51.29	
152 Meacham, Kevin G	55	LVM	5:55.42	
153 Brown, Perry	59	NORT	5:56.26	
154 McColly, Michael	65	PNA	5:58.05	
155 Frickey, Gary M	54	UNAT	5:58.10	
156 Breen, David L	55	MELO	6:00.00	
157 Ney, James A	52	SDSM	6:00.05	
158 Carlson, John	39	RMST	6:02.40	
159 Ozun, Sabri	47	LVM	6:05.00	
160 Severance, David A	48	WMAC	6:10.00	
161 Johnston, Michael B	60	PHX	6:10.70	
162 Gates, Steven T	44	UNAT	6:11.40	
163 Hendrick, Marty	53	FLAQ	6:11.85	
164 Stites, Jim S	53	ARIZ	6:13.32	
165 Burson, William W	66	CMS	6:15.00	
166 Kelly, Patrick T	44	CMS	6:15.00	
167 Weber, Gregory J	57	LIB	6:15.00	
168 Dasch, Vern E	61	OREG	6:15.00	
169 Goshert, Brett D	50	PHX	6:15.00	
170 Laughlin, Terry	60	ADMS	6:15.34	
171 Carew, Michael P	61	OREG	6:19.00	
172 Radcliff, David A	77	OREG	6:19.03	
173 Bailey, Hop	63	ARIZ	6:20.00	
174 Perry, Don R	58	ARIZ	6:20.00	
175 Arriola, Jonathan S	20	ARIZ	6:20.14	
176 Stewart, Dick	71	MVN	6:21.00	
177 Collins, Theodore	47	ARIZ	6:26.24	
178 Gallegos, David J	44	CMS	6:30.00	
179 Oakley, Stephen	65	CMS	6:30.00	
180 Hobbes, Calvin	50	ARIZ	6:30.01	

2011 USMS Spring National Championships
Kino Aquatics Center
Psych Sheet - Sunday, May 1, 2011

#33 ... (Men 500 Yard Freestyle)

181	Knuth, Clark A	62 WMAC	6:33.11
182	Marshall, William S	47 COM	6:35.00
183	Halvorson, John T	20 HMS	6:35.00
184	Daniels, Larry N	65 MAAC	6:35.00
185	Danehy, Matt J	40 NEM	6:35.62
186	Williams, Frank	71 SDSM	6:41.00
187	Raffaelli, Larry L	68 VCM	6:45.00
188	Lieb, Bob A	70 CMS	6:48.00
189	Anderson, Eric R	66 LAPS	6:50.00
190	McCarty, Thomas E	65 TOC	6:50.00
191	Giles, George S	51 VACA	6:50.00
192	Vraspir, Alan D	60 NMMS	6:59.40
193	Shiroda, Jeffrey J	53 WMAC	7:00.00
194	Colonnese, Michael A	67 MVN	7:01.45
195	Osborne, Oz	65 ELG	7:02.98
196	Woods, Tom M	68 VMST	7:03.00
197	McDonnell, Michael P	26 LIB	7:04.00
198	Rowland, Jim	50 LIB	7:05.00
199	Everett, Douglas D	47 ARIZ	7:06.17
200	Zeller, Max	72 AMT	7:15.00
201	Bergstrom, Robert W	70 FMT	7:15.51
202	Hahn, Richard	68 NITR	7:16.16
203	Bleuel, Bart S	69 VCM	7:25.00
204	Good, Larry A	77 SLAM	7:25.55
205	Legaspi, Adrian	58 FLAQ	7:28.41
206	Pierce, Ted G	68 ARIZ	7:30.02
207	Allen, Doug	51 LVM	7:40.00
208	Worth, Al	75 ARIZ	7:44.00
209	Wood, Craig A	70 ETEX	7:57.00
210	Miller, Bob K	81 ARIZ	7:58.73
211	Blake, William V	74 MOST	8:01.00
212	Nelson, Ed E	71 LAPS	8:01.20
213	Smith, William R	66 PNA	8:02.91
214	Stolz, Irwin W	81 GAJA	8:30.00
215	Anderson, Fred W	69 OREG	8:30.50
216	Trevison, Rick	68 FACT	8:35.00
217	Bevier, Jack	78 HMS	8:38.70
218	Conkey, Jim	79 SNM	8:43.10
219	Baker, Donald J	80 SDSM	8:59.90
220	Abegg, Michael L	45 MINN	9:00.00
221	Beach, Robert E	80 SPM	9:00.00
222	Kimball, Ken	80 SDSM	9:15.11
223	Fritz, Jack R	78 ARIZ	9:21.09
224	Wolle, Jordan B	82 SDSM	9:33.33
225	Devennish, Edward B	66 NAM	9:41.00
226	Quinn, Patrick J	80 ADMS	10:05.60
227	Foster, Warren A	85 O*H*	10:15.06
228	Larson, E Ole	90 NCMS	10:38.52
229	Roudebush, George M	86 PNA	13:14.90

2011 USMS Spring National Championships
Kino Aquatics Center
Meet Program - Sunday, May 1, 2011

#37 Men 200 Yard Breaststroke

Lane	Name	Age	Team	Seed Time
Heat 1 of 25 Finals				
4	Larson, E Ole	90	NCMS	4:58.32
5	Rudloff, G Edward	87	TOC	4:36.58
6	Kelley, Art	85	ARIZ	6:35.00
Heat 2 of 25 Finals				
2	Burgess, H. William	82	HIMA	5:01.10
3	Knowles Sr, Percival A	80	SWIF	4:30.32
4	Haartz, F H Ted	83	ARIZ	4:00.00
5	Woods, Albert H	82	GAJA	3:39.60
6	Hoppe, Frederick J	83	SDSM	3:48.09
7	Gruender, Daniel F	81	ARIZ	4:11.86
8	Bauman, John H	80	WMAC	4:31.55
Heat 3 of 25 Finals				
4	Pesetsky, Walter	76	FLAQ	3:56.73
5	Patten, Bob W	76	CMS	3:24.40
6	Best, Bob	78	SDSM	3:28.00
7	Peter, Harold E	76	ARIZ	3:58.00
Heat 4 of 25 Finals				
1	Easterla, David A	73	MOVY	3:46.50
2	May, George	73	WMAC	3:28.30
3	Perilman, Jim E	72	WCM	3:28.00
4	Arlander, David C	70	MINN	3:16.60
5	Freshley, Mike R	70	SDSM	2:49.46
6	Cody, Frank J	70	MICH	3:02.00
7	Fasbender, Barry A	73	STAN	3:25.25
8	Bolze, Joseph R	71	METR	3:28.01
9	Goodwin, Lance	70	CMS	3:42.86
Heat 5 of 25 Finals				
1	Duckworth, Allan	60	PHX	3:13.69
2	Laughlin, Terry	60	ADMS	3:08.00
3	Gemmill, Dave G	63	PHX	2:55.01
4	Shoor, Kenneth M	62	LAPS	2:54.00
5	Colby, Curt	61	CMS	2:51.47
6	Lawrie, Jim	64	SNM	2:55.00
7	Rollins, Bruce W	61	WMST	3:03.91
8	Murray, Mike	60	WMAC	3:10.40
9	Hahn, Martin R	69	PHX	4:31.43
Heat 6 of 25 Finals				
1	Eisenklam, Peter A	68	ARIZ	4:10.00
2	Sawyer, Dennis L	67	PNA	3:13.93
3	Brundage, Warner F	68	VMST	2:55.95
4	Pelissier, Jim L	67	MINN	2:49.00
5	Strand, Robert	65	ROSE	2:35.75
6	Frost, Kenneth A	66	TAM	2:38.35
7	Dannenberg, James	66	WMAC	2:55.00
8	Riker, Tony	66	GOLD	3:08.41
9	Pohlmann, John T	67	SLAM	3:17.18
Heat 7 of 25 Finals				
1	Batizy, Levente G	64	O*H*	2:48.50
2	Peterson, Steven B	64	PNA	2:44.50
3	Cotter, Pat	60	OREG	2:39.40
4	Wright, Robert W	60	MOVY	2:30.14
5	Clemmons, Jim	61	MAM	2:29.50
6	Stark, Allen L	62	OREG	2:29.99
7	Derr, John M	62	VCM	2:35.00
8	Springer, Douglas A	64	ARIZ	2:44.00
9	Mc Gregor, Cary D	60	MAM	2:46.00

Heat 8 of 25 Finals

1	Duncan, Dave	59	ARIZ	3:27.20
2	Bovard, Ralph S	58	MINN	2:49.04
3	Tarajcak, Dan R	56	PHX	2:47.11
4	Jonckheer, Philip W	58	TAM	2:45.00
5	Dauser, John W	55	NOVA	2:44.00
6	Morris, Stephen L	59	PCAT	2:45.00
7	Dougherty, Michael P	59	MM	2:47.13
8	Fulljames, Rick C	59	LVM	3:04.50

Heat 9 of 25 Finals

1	Liotta, Robert	59	PHX	2:43.61
2	Campana, James L	59	ELG	2:39.75
3	Wall, Dan	55	ADMS	2:35.30
4	Blatt, Michael J	55	VCM	2:34.56
5	Leonard, Dan P	56	SCAQ	2:33.00
6	Haufler, Steven E	58	OAM	2:33.78
7	Schmitz, Robert L	58	NCMS	2:34.77
8	Heyes, Greg	56	LAPS	2:38.24
9	Shevlin, Jeff L	56	SAC	2:42.44

Heat 10 of 25 Finals

1	Waterbury, Stuart S	57	CMS	2:32.30
2	Gilchrist, Donald B	57	NCMS	2:30.00
3	Von Hoffmann, Gerard	55	NOVA	2:26.50
4	Colella, Rick	59	PNA	2:22.61
5	Mann, Michael T	56	CMS	2:19.19
6	Groselle, Jack R	56	SYSM	2:20.33
7	Rider, Lee A	55	RHMS	2:25.00
8	Ladewig, Brock	58	PHX	2:30.00
9	Guadagni, Peter M	56	WCM	2:31.24

Heat 11 of 25 Finals

2	Alexander, Peter D	52	WMAC	2:53.03
3	Heins, Barry	54	RGSC	2:49.08
4	Gevers, Willy	51	PNA	2:40.01
5	Pearlman, Ron	53	ROSE	2:40.00
6	Raine, Charlie	51	LAPS	2:40.00
7	Underbrink, Dan	54	PNA	2:47.21
8	Bardsley, David S	51	ARIZ	2:51.48

Heat 12 of 25 Finals

1	Siegfried, Todd L	52	MINN	2:39.56
2	McLeod, Mark A	51	CSMT	2:38.29
3	Garside, Simon P	50	LAPS	2:35.70
4	Sumerfield, Bill H	50	OREG	2:32.22
5	Neville, Richard	54	FAST	2:29.34
6	Vargas, Daniel	50	ARIZ	2:32.04
7	Wagoner, Victor	54	LAPS	2:33.00
8	Heinemann, William A	53	NIAG	2:38.13
9	Baird, Jeff A	51	PHX	2:39.19

Heat 13 of 25 Finals

1	Ewing, Jack	50	USF	2:27.95
2	Hamm, Michael L	53	HMS	2:26.79
3	Allen, Peter J	52	WMAC	2:25.05
4	Anderson, Bruce A	50	UNAT	2:19.84
5	Guthrie, David M	50	TXLA	2:09.33
6	Scott, Greg C	51	CMS	2:17.50
7	Smith, David M	53	CRUZ	2:22.44
8	Matysek, Jim	51	SYSM	2:25.57
9	Dozer, Gregory J	53	PHX	2:27.03

Heat 14 of 25 Finals

3	O'Keefe, John P	49	CMS	3:04.00
4	Vargas, Enrique	49	ARIZ	2:57.60
5	Doherty, Rob	48	UNAT	3:00.00
6	Patterson, Stephen G	45	LVM	3:45.10

Heat 15 of 25 Finals

1	Buckley, Christopher J	48	UNAT	2:48.00
2	Cole, Andrew J	47	GOLD	2:40.00
3	Royko, Mark D	46	MGM	2:35.76
4	Hubert, Craig J	46	JAM	2:34.50
5	Young, Chad R	47	WH20	2:34.00
6	Goodwin, Rob	46	CMS	2:34.21
7	Blavatnik, Alex	46	FLAQ	2:34.50
8	Dettmer, Robert B	45	OREG	2:37.85
9	Daugherty, Gordon	45	UNAT	2:44.54

Heat 16 of 25 Finals

1	Alexander, Jeff	47	WMAC	2:32.00
2	Marx, Jeff	46	NITR	2:25.01
3	Wagner, Thomas R	48	NOVA	2:25.00
4	Jaegers, Al	48	ARIZ	2:20.00
5	Tuchler, Jim	46	IM	2:11.50
6	Corbeau, James L	46	OREG	2:14.00
7	Helgason, Tryggvi	47	LVM	2:21.49
8	Cooper, Christopher E	46	VCM	2:25.00
9	Condon, Doug	48	TVM	2:31.54

Heat 17 of 25 Finals

2	Skelly, Drew K	44	ROSE	2:34.90
3	Carter, Brandon J	40	MMSW	2:34.00
4	Jones, Kenton R	43	SDSM	2:32.33
5	Foley, TJ	41	NEM	2:29.24
6	Paxton, Sean C	42	ROSE	2:32.07
7	Blackman, Damon J	42	UNAT	2:32.88
8	Norman, Charles L	44	PNA	2:34.71

Heat 18 of 25 Finals

1	Johnson, Bowen M	44	PHX	2:28.77
2	Mugford, Stephen A	44	NEM	2:25.50
3	King, Phillip J	44	OREG	2:24.71
4	Finney, Peter C	43	MAM	2:23.33
5	Boodt, Bradley N	43	LVM	2:21.12
6	Doherty, Todd S	40	PNA	2:23.25
7	Waud, Timothy P	43	OREG	2:24.62
8	Kays, David E	43	PNA	2:25.00
9	Adamavich, Doug P	42	ARIZ	2:28.50

Heat 19 of 25 Finals

1	Beatty, Mark S	42	GAJA	2:19.89
2	Williams, Neill	43	DCAC	2:18.87
3	Thomas, Joe C	41	LJSM	2:12.33
4	Livingston, Terry	44	DBMS	2:12.00
5	Santos, Roque J	43	WCM	2:08.22
6	Stackle, Kirk	43	NITR	2:10.75
7	Bartee, Todd A	41	TXLA	2:12.00
8	Hamilton, Nathan	42	SNM	2:18.75
9	Gassner, John	44	REDT	2:19.00

2011 USMS Spring National Championships
Kino Aquatics Center
Meet Program - Sunday, May 1, 2011

Heat 20 (#37 Men 200 Yard Breaststroke)

2	Kinder, John S	38 OREG	2:48.00
3	Ripic, Steve	38 MVN	2:35.89
4	Hafner, Kevin T	36 MICH	2:30.88
5	Ashbeck, Jeff	36 ARIZ	2:28.28
6	Finney, Scott P	35 MVM	2:29.00
7	Braun, Mark	39 OREG	2:31.57
8	Blanco, Alonso O	36 MOST	2:42.25

Heat 21 of 25 Finals

1	Mc Kay, Matthew G	39 TOC	2:28.00
2	Dongvillo, Mike	36 WLAC	2:20.00
3	Butcher, Rob	38 SYSM	2:18.00
4	Baldwin, Craig M	36 SNOW	2:15.62
5	West, Steve T	39 NOVA	2:01.42
6	Mason, Michael	37 ROSE	2:15.55
7	Goodison, Michael R	39 TERR	2:15.72
8	Rezek, Tony	38 MOVY	2:18.75
9	Weigand, TJ	38 WLAC	2:24.00

Heat 22 of 25 Finals

1	Cleary, Kevin H	27 OREG	2:37.33
2	DiGiacomo, Mark N	29 ARIZ	2:29.75
3	Mulrooney, Matt J	29 NEM	2:28.98
4	Ecklund, Tait C	29 ROSE	2:21.57
5	Burnett, Andrew B	28 ALEX	2:29.75
6	Swick, John T	27 ARIZ	2:30.76
7	Lindstrom, John E	33 IM	2:42.10
8	Dodge, Mark J	34 SKY	2:45.00

Heat 23 of 25 Finals

1	Hwang, Wayne	33 NOVA	2:32.23
2	Hoiland, Kevin A	32 SDSM	2:30.00
3	Durieux, Chad A	31 ROSE	2:19.94
4	Helfers, Alex R	31 IM	2:18.00
5	Moses, Ed	30 ROSE	2:00.00
6	Schmidt, Matthew B	33 WH2O	2:14.09
7	Olver, Brian J	33 WH2O	2:19.00
8	Cox, Michael J	33 CMS	2:25.53
9	McGowan, Sean M	30 AGUA	2:31.96

Heat 24 of 25 Finals

1	Helfers, Edward D	28 NMMS	2:19.97
2	Lentz, Graham M	26 TOC	2:15.00
3	Dorr, John W	27 TOC	2:14.32
4	Rollins, Dave E	26 ARIZ	2:08.11
5	Marshall, Gary N	29 TOC	1:59.98
6	Deery, Kyle B	26 SYSM	2:07.00
7	MacLennan, Brett	26 WH2O	2:12.99
8	Wohl, Daniel P	26 BGSC	2:14.50
9	Hoedeman, John	28 UNAT	2:15.65

Heat 25 of 25 Finals

1	Fluegel, Raymond P	20 HMS	2:45.00
2	Curtisi, Nathan A	22 ARIZ	2:35.00
3	Carlson, Andrew	24 NCMS	2:25.00
4	Bower, Kenny G	23 TOC	2:15.80
5	Wohl, Adam M	24 MICH	2:12.00
6	Richard, Nathan D	23 UNAT	2:15.00
7	Dolar, Kevin I	23 USF	2:20.00
8	Songin, John A	23 DAMM	2:28.00
9	Rhodes, Kevin R	18 DUCK	2:38.77

#38 Women 200 Yard Breaststroke

Lane	Name	Age	Team	Seed Time
------	------	-----	------	-----------

Heat 1 of 18 Finals

1	Munger, Peony	76 HMS	5:23.22
2	Stowell, Diane M	77 HIMA	4:03.00
3	van Dinter, Yenny	77 UNAT	4:02.63
4	Buchanan, Peggy	78 CMS	4:45.43
5	Byrnes, Ilse M	84 USF	6:08.34
6	Bohl, Nan	82 MOVY	4:11.43
7	Taylor, Carol	81 ARIZ	4:34.60
8	Sanddal, Charlotte E	88 MM	7:59.42

Heat 2 of 18 Finals

3	Arnold, Patricia F	72 SMS	4:14.17
4	Stretch, Nancy	71 TOC	3:50.00
5	Leilich, Joann	72 WMST	3:17.00
6	Goodman, Corinna	70 UNAT	3:36.00
7	Warren, Sue R	70 VCSS	3:52.06
8	Harden, Gaile	71 ARIZ	5:14.59

Heat 3 of 18 Finals

2	Weinberg, Wendy L	65 PHX	4:05.31
3	Caron, Aagie A	69 GBM	3:56.66
4	Webb, Linda	65 FLAQ	3:22.84
5	Dameron, Pam D	65 QMST	3:14.45
6	Barnea, Daniela	67 STAN	3:18.22
7	Adams, Carol H	67 NEM	3:48.16
8	Marens, Susan E	69 VMST	4:01.96
9	Case, Malinda J	69 ARIZ	4:05.70

Heat 4 of 18 Finals

1	Gillies, Judy L	63 ARIZ	3:44.54
2	Hirakawa, Diane M	62 SDSM	3:44.00
3	Bauer, Jeannette M	61 SCA	3:15.60
4	Christenson, Candy J	64 WMAC	3:43.59
5	Tukua, Karen M	61 WCM	3:44.26
6	Girard, Mikey G	57 ARIZ	3:45.90
7	Hood, Patricia B	55 1776	3:26.10
8	Mitchell, Alison A	56 MVN	3:28.15
9	Thoms, Sidney S	57 PHX	4:30.00

Heat 5 of 18 Finals

1	Chapman, Linda	55 PNA	3:24.50
2	McDermott, Ann Y	56 NEM	3:20.00
3	Ehrke, Nancy L	57 WMAC	3:13.04
4	Finch, Merry B	56 YCMS	3:01.50
5	Knapp, Lo D	56 UTAH	2:43.95
6	Estel, Beth A	55 NEM	2:54.00
7	Hair, Margaret	56 HMS	3:10.56
8	Kessinger, Katy L	56 UTAH	3:14.42
9	Cambra-Brungard, Jeanne	59 LOM	3:20.11

Heat 6 of 18 Finals

1	Feather, Shawn M	50 AGM	3:30.23
2	Fox, Christina M	50 OREG	3:22.00
3	Peterson, Kristen A	50 NMMS	3:15.00
4	Nicholson, Nancy A	54 SCA	3:10.28
5	Leithiser, Mary Ellen	50 LAPS	3:10.00
6	Del Greco, Jane B	54 IM	3:11.43
7	Harris Odama, Karen A	53 WFLY	3:15.25
8	Dozer, Teresa L	50 PHX	3:23.00

Heat 7 of 18 Finals

1	Harrington, Sue	53 OREG	3:10.00
2	Nolte, Susan D	50 CMS	3:09.00
3	Wheeler, Barbara C	54 TAM	3:05.00
4	Penney, Debra S	53 UTAH	3:00.00
5	James, Paula	52 LVM	2:56.78
6	Ellington, Cheri	53 SCMC	2:58.00
7	Britton, Becky A	50 MINN	3:04.30
8	Soso, Catherine	53 OAM	3:06.75
9	Van Cleave, Julie M	52 WMAC	3:09.33

Heat 8 of 18 Finals

1	Mullaney, Amy B	50 ARIZ	2:56.00
2	Wenzel, Chris	51 FLAQ	2:53.16
3	Carlsen, Jeanne	52 LAPS	2:47.18
4	Sotelo, Sophia S	50 WCM	2:41.98
5	Lepinski, Cokie	51 MPM	2:39.99
6	Cook, Jenny L	53 UCLA	2:40.38
7	Iseppi, Esther	52 AMT	2:44.00
8	Groselle, Laura L	50 SYSM	2:48.00
9	Berg, Tonya K	52 PNA	2:55.00

Heat 9 of 18 Finals

3	Krugman, Elaine	49 GAJA	3:20.44
4	Greedy, Lisa G	46 PCAT	3:01.85
5	Rottman, Valerie A	48 PHX	3:19.68
6	Foster, Susan B	49 ARIZ	3:35.98
7	Crassier, Cecile	41 AGUA	3:25.00

Heat 10 of 18 Finals

1	Russello, Stacey D	47 SNOW	3:01.70
2	Stiles, Jasmine	45 SDSM	3:00.00
3	Hamel, Laura	46 SYSM	2:56.83
4	Henry, B J	47 WCM	2:55.23
5	Quitason, Wendy	48 NBAC	2:49.54
6	Scott, Sheryl L	48 NEM	2:55.00
7	Shirriff, Janis L	49 USMS	2:56.51
8	Parsons, Susan D	48 ARIZ	2:58.57
9	Uhl, Mary A	45 NMMS	3:01.56

Heat 11 of 18 Finals

1	Groves, Lisa J	46 MACH	2:48.37
2	Dawson-Cook, Susan E	48 ARIZ	2:46.58
3	Matena, Jana	48 MELO	2:42.64
4	Ward, Lisa A	47 WCM	2:36.32
5	Von Der Lippe, Susan G	45 CMS	2:26.00
6	Weiss, Sharon M	48 SNM	2:35.62
7	Crouch, Kim	49 CMS	2:38.33
8	Kuwahara, Lisa K	48 UTAH	2:45.35
9	Bunch, Brigid J	47 ARIZ	2:47.51

Heat 12 of 18 Finals

1	Thorp, Kate	41 MPM	3:12.00
2	Sullivan, Suna	44 PNA	3:01.50
3	Franklin, Rebecca L	42 VMST	2:55.22
4	So, Louise M	42 PHX	2:55.00
5	Settimi, Nora	40 WMAC	2:47.87
6	Simmons, Cheryl A	44 ROSE	2:47.90
7	Bonfilio, Dawn A	42 NCMS	2:55.07
8	Johnson, Sarah J	41 ARIZ	2:58.66
9	Jackson, Kirsten L	42 LVM	3:10.00

2011 USMS Spring National Championships
Kino Aquatics Center
Meet Program - Sunday, May 1, 2011

Heat 13 (#38 Women 200 Yard Breaststroke)

1	Werner, Haleigh A	42 PNA	2:45.65
2	Blessing, Leigh Ann	41 TCAM	2:43.36
3	Schmidt, Karen	44 MVN	2:40.23
4	Goodale, Rainy M	41 NEM	2:37.21
5	Rankin, Maureen T	40 PHX	2:33.33
6	Santos, Debbie M	42 WCM	2:34.89
7	Duggan, Karen L	40 WCM	2:38.00
8	Dixon, Lou Ann	43 GRIN	2:40.50
9	Jurey, Mary K	44 TXLA	2:45.23

Heat 14 of 18 Finals

1	Kjellberg, Ulrike S	35 NEM	2:52.90
2	Framke, Erin C	37 CMS	2:46.10
3	Farmer, LeAnne C	39 MVN	2:35.58
4	Lewis, Cynthia J	35 NOVA	2:22.64
5	Legaspi, Kelly A	39 FLAQ	2:24.73
6	Perez, Sarah M	35 WMAC	2:36.50
7	Wortley, Michelle L	35 CMSC	2:49.80
8	Haberstich, Carrie	39 NWSC	2:55.56

Heat 15 of 18 Finals

2	Richardson, Elyse E	26 AGUA	2:56.64
3	Lastfogel, Laura L	28 FLAQ	2:53.64
4	Bruns, Anneliese C	25 RRCC	2:45.88
5	Bezdek, Summer	26 ARIZ	2:47.51
6	Massey, Melissa K	29 RAY	2:55.00
7	Blake, Shannon E	30 NEM	3:14.18

Heat 16 of 18 Finals

1	Schneider, Erin E	32 WMAC	2:52.45
2	Gustafson, Aubree M	30 OREG	2:45.58
3	Downing, Jennifer	32 NEM	2:37.61
4	Mayer, Ashley N	31 UNAT	2:34.34
5	Caldas, Hannah	33 ARIZ	2:28.04
6	Koch Davis, Laura K	34 WMST	2:31.31
7	Lee, Jodi L	33 CMS	2:35.08
8	Melsen, Krisie M	30 SCYM	2:37.73
9	Ksiazek, Kendra	30 SDSM	2:47.15

Heat 17 of 18 Finals

1	Hemelstrand, Julie A	26 ARIZ	2:44.46
2	Ubach, Joana C	25 TOC	2:40.20
3	Blair, Heather E	25 OREG	2:33.33
4	Tukua, Rebecca R	28 WCM	2:32.24
5	Chance, Danielle R	29 DBMS	2:28.00
6	Johnson, Allison M	25 ARIZ	2:30.50
7	Gromer, Karen	26 MOST	2:32.47
8	Myers, Danielle E	26 VMST	2:37.46
9	Dixon, Felissa D	28 ARIZ	2:40.39

Heat 18 of 18 Finals

2	Wahle, Ellora	21 HMS	2:55.00
3	O'Donnell-McCarthy, Fiona	24 TOC	2:40.42
4	Shtikel, Liliya D	21 PNA	2:35.99
5	Clapp, Marissa L	23 RICE	2:18.00
6	Yoshimura, Stephanie	24 AWJ	2:32.10
7	Fuchs, Lauren	24 CUBU	2:39.07
8	Schmitt, Jacqueline	19 CUBU	2:50.00

#39 Men 100 Yard Butterfly

Lane	Name	Age	Team	Seed Time
------	------	-----	------	-----------

Heat 1 of 28 Finals

2	Bevier, Jack	78	HMS	1:58.77
3	Bailie, Bob	75	WMST	1:24.15
4	Pesetsky, Walter	76	FLAQ	1:45.37
5	Kelley, Art	85	ARIZ	2:50.00
6	Ortiz, Keith	55	NMMS	1:13.95
7	Bernard, Alan D	61	MPM	1:08.71

Heat 2 of 28 Finals

1	Shearer, Douglas R	70	NEM	1:33.00
2	Perilman, Jim E	72	WCM	1:30.00
3	Cody, Frank J	70	MICH	1:23.00
4	Wolfe, Artie	71	CMS	1:15.46
5	Stewart, Dick	71	MVN	1:12.00
6	Williams, Frank	71	SDSM	1:16.00
7	Shaw, James F	70	RINC	1:25.00
8	Fasbender, Barry A	73	STAN	1:30.57
9	Tarajcak, Dan R	56	PHX	1:11.86

Heat 3 of 28 Finals

1	Hahm, Martin R	69	PHX	2:08.44
2	Osborne, Oz	65	ELG	1:23.35
3	Straka, Peter	68	TYMS	1:16.30
4	Elder, James E	67	TOC	1:10.00
5	Abrahams, Richard T	66	CMS	1:01.80
6	Greenfield, Harry W	65	O*H*	1:07.30
7	Olson, Robert H	66	WCM	1:13.50
8	Colonnese, Michael A	67	MVN	1:19.70
9	Smith, Dave	66	IM	1:35.51

Heat 4 of 28 Finals

1	DeWitt, Peter	60	DLMA	1:07.00
2	Rudloff, Edward	63	TOC	1:05.12
3	Tharp, Greg J	60	WMST	1:02.33
4	Bell, Alan	61	PNA	1:00.00
5	Bisbee, Leland S	64	ARIZ	59.64
6	Day, Lawrence J	60	MICH	59.98
7	Boster, Stephen R	60	DAMM	1:00.70
8	Derr, John M	62	VCM	1:03.00
9	Stark, Allen L	62	OREG	1:06.93

Heat 5 of 28 Finals

1	Tupitza, Charles W	56	WAVA	1:06.60
2	Cahoon, Bradley S	55	ARIZ	1:06.04
3	Montgomery, Mark	55	NOVA	1:03.79
4	Puhse, Neil	55	UNAT	1:03.13
5	Clark, Victor L	55	SLAM	1:02.50
6	Adkison, Bill	55	RHMS	1:02.87
7	Krongaard, Jeffrey S	56	ARIZ	1:03.59
8	Stehlin, Ed H	55	CMS	1:05.00
9	Christie, Scott H	55	VCM	1:06.16

Heat 6 of 28 Finals

1	Ditolla, Robert J	56	ARIZ	1:01.90
2	Haufler, Steven E	58	OAM	1:00.62
3	Ross, Robert J	56	SCAQ	59.50
4	Vandam, David K	55	TXLA	57.77
5	Horner, Brad	56	WMAC	54.15
6	Graham, Donald	56	PNA	57.65
7	Gooding, Jack W	57	PCAT	57.95
8	Heather, Michael R	56	MVN	59.59
9	Lindstedt, David P	55	LAPS	1:01.00

Heat 7 of 28 Finals

1	Dajnowicz, Mark A	45	SCA	1:05.96
2	Pins, Michael T	45	CMS	1:03.08
3	Boileau, Michael G	49	CMS	1:02.43
4	Martin, Rob D	45	PNA	1:02.25
5	Camacho, Raymond E	46	WH2O	1:02.26
6	Cleaver, Oliver	48	SAWS	1:02.96
7	Anderson, Steven	45	VCM	1:04.58
8	Neiswonger, Richard J	51	MVN	1:04.20

Heat 8 of 28 Finals

1	Dahle, Gene M	51	MSMA	1:03.85
2	Richey, Steven C	50	MSMA	1:03.19
3	Fisher, Dennis E	51	CSMT	1:03.00
4	Nelsen, Steve N	50	PCAT	1:02.02
5	Pogue, Jim H	50	MICH	1:01.46
6	Lamour, Didier B	54	MINN	1:01.81
7	Richardson, Rob K	50	ARIZ	1:02.55
8	Nolte, Christopher C	54	CMS	1:03.10
9	Treadway, R Kyle	50	UTAH	1:03.80

Heat 9 of 28 Finals

1	Czekala, Steven R	51	WH2O	1:00.09
2	Johnston, Mark A	50	CMS	59.50
3	Reed, Clay F	54	CRUZ	58.60
4	Evans, Mark E	53	DAM	57.71
5	Mann, Jonathan E	50	CMS	56.98
6	Franklin, Sam D	53	LVM	57.50
7	O'Brien, Kerry L	54	WCM	58.00
8	Hafner, Paul A	50	ARIZ	59.01
9	Smith, Darrell J	54	MINN	1:00.09

Heat 10 of 28 Finals

1	Murtagh, Patrick D	54	MM	56.90
2	Heath, Robert H	54	MAM	56.25
3	Kone, Bruce C	53	RICE	55.18
4	Specht, William L	53	SPM	54.50
5	Carter, Paul V	53	TOC	53.00
6	Bugg, Bob	53	GAJA	54.33
7	Ballard, James T	53	WH2O	55.00
8	Gibson, Dave	50	IM	56.10
9	Soltys, Ted J	50	NWSC	56.70

Heat 11 of 28 Finals

1	Coates, Ed M	45	TXLA	1:02.00
2	Garcia Carranza, Jaime	46	SJIN	1:02.00
3	Gabriel, Noah	46	DBMS	1:01.63
4	Mason, Dave C	46	SCA	1:01.20
5	McGiffin, Chris D	45	BERK	1:00.99
6	Bailey, Mason T	46	NCSM	1:01.10
7	Henricks, Ed P	48	SNM	1:01.37
8	Lewis, Mike J	46	UNAT	1:01.93
9	Whitney, Timothy C	46	PCAT	1:02.00

Heat 12 of 28 Finals

1	Lentz, Randy	48	MINN	1:00.28
2	Hopson, Bruce E	45	SLAM	59.63
3	Thompson, Garrett J	48	LVM	58.10
4	Fulbeck, Kip	46	WMAC	57.00
5	McCool, Chris	46	UNAT	55.21
6	Patten, Bobby	48	DAMM	56.00
7	Lydecker, Charles H	47	BLU	57.30
8	Robinson, Rick A	48	ARIZ	58.50
9	Shumate, Tim P	49	NOVA	1:00.00

2011 USMS Spring National Championships

Kino Aquatics Center

Meet Program - Sunday, May 1, 2011

Heat 13 (#39 Men 100 Yard Butterfly)

1	Hontas, Mark	47 SCA	55.00
2	Tittle, Kenneth W	48 WCM	54.20
3	De Biase, Terry A	46 ARIZ	53.90
4	Eickhoff, Randy M	45 SCA	53.30
5	Stevenson, Chris L	46 VMST	51.36
6	Segal, William N	46 JAM	52.79
7	Shaffer, Mike G	45 VCM	53.50
8	Jones, Brian A	45 NAM	54.00
9	Beatty, Dan C	45 GAJA	54.56

Heat 14 of 28 Finals

2	Wen, Patrick J	38 WCM	1:02.99
3	Glass, Mark W	36 DAMM	1:02.00
4	Castleton, Tom	39 ROSE	1:01.29
5	Beaver, Jack	38 PHX	1:01.30
6	Carlson, John	39 RMST	1:02.52
7	Jacobsen, Michael T	37 WMAC	1:09.69
8	Norman, Charles L	44 PNA	1:04.20

Heat 15 of 28 Finals

1	Borton, Dan	43 ROSE	1:02.35
2	Ogorzelec, Gregg A	44 WH2O	1:01.74
3	Young, Timothy	40 WMAC	1:00.96
4	Sax, William C	42 GMUP	1:00.78
5	Powell, Steven T	43 LAPS	1:00.50
6	Dickson, Kurt F	43 ARIZ	1:00.78
7	Young, Michel F	40 VCM	1:00.96
8	Jacobs, Lee	41 NOVA	1:01.30
9	Pohnert, Steven C	41 RMST	1:02.16

Heat 16 of 28 Finals

1	Eliasek, Steve	42 QMST	1:00.45
2	Johnson, Kent M	42 PHX	59.75
3	Burks, Robert M	40 SNM	59.00
4	Bockius, Ted C	44 UNAT	58.42
5	Harrison, Sean C	42 OCMT	57.70
6	Gonzales, Mike S	44 CMS	58.10
7	Foley, TJ	41 NEM	58.58
8	Gomez, Felipe	43 NCMS	59.55
9	Kent, Aric E	40 MYST	1:00.00

Heat 17 of 28 Finals

1	Tester, Bram P	42 WH2O	57.21
2	Puccio, Thomas F	44 SCA	56.45
3	Henderson, Kevin C	41 NMMS	55.53
4	Power, Michael L	43 WMAC	55.35
5	Sumner, David M	40 MVN	54.50
6	Duus, Gabe G	40 SWMS	54.65
7	Brundage, Patrick W	44 ARIZ	55.40
8	Wermuth, Michael	43 UNAT	55.62
9	Ellis, Andrew F	42 TERR	57.00

Heat 18 of 28 Finals

1	Beatty, Mark S	42 GAJA	54.39
2	Williams, Neill	43 DCAC	53.50
3	Decker, Nicholas W	43 NMMS	52.22
4	Unruh, Steven L	44 NITR	52.14
5	Dennison, Keith	40 LVM	50.76
6	Varozza, Mike J	43 TXLA	50.81
7	Moran, Marty	44 SCYM	52.14
8	Hiltabiddle, Steve	44 JAM	52.50
9	Andersen, Morten	40 NCMS	53.61

Heat 19 of 28 Finals

1	Colburn, Christopher M	39 ABM	1:01.16
2	Valle, Marc A	37 ARIZ	59.51
3	Tujo, Christian F	39 OREG	57.90
4	Schmerker, John T	35 PCAT	57.26
5	Iglesias, Rodrigo J	35 LJSM	57.00
6	Campbell, Brian	36 ARIZ	57.00
7	Alex, Casey J	38 PNA	57.59
8	Karren, Kelly S	37 UNAT	59.50
9	Foster, Ryan F	35 LJSM	59.97

Heat 20 of 28 Finals

1	Scollon, Erik L	39 WH2O	55.00
2	Goodison, Michael R	39 TERR	54.66
3	Stich, Darryl D	35 WMAC	53.22
4	Blessing, Tyler J	38 TXLA	51.23
5	Orris, Ron	38 NITR	50.79
6	Delgado, Roberto E	36 NOVA	51.00
7	Mull, Alec	39 MICH	52.99
8	Ohman, Niclas K	36 NEM	54.27
9	Turner, Jason M	35 PHX	54.73

Heat 21 of 28 Finals

3	Ramirez, Miguel	31 MVN	1:05.00
4	De Los Santos, Carlos R	33 BDGR	1:00.64
5	Graham, Nicholas A	32 UCLA	59.00
6	Sikich, Christopher P	32 NAST	59.50
7	di Filippo, Mario	34 CUBU	1:00.81

Heat 22 of 28 Finals

1	Mulcahy, Ryan P	33 MGM	59.00
2	Dallamura, Scott J	32 NCMS	57.42
3	Libit, Bryan A	32 WH2O	57.20
4	Helfers, Alex R	31 IM	56.50
5	Adams, James A	33 HMS	55.39
6	Dean, Michael R	30 WH2O	56.35
7	Wadley, Brian	31 WH2O	56.82
8	Keefe, Michael R	30 SWOM	57.27
9	Mills, Jamie	34 LIB	58.91

Heat 23 of 28 Finals

1	Holsman, Trent T	30 TOC	53.60
2	Gallagher, Brendan M	30 GSM	52.84
3	Javorski, John	32 MGM	52.38
4	Morris, Chad	34 MGM	51.72
5	Conway, Adam M	32 TVM	50.17
6	Menezes, Marcio P	31 TXLA	51.30
7	Palumbo, Gregory T	30 WH2O	52.20
8	Gaines, Billy	30 VMST	52.79
9	Winston, Zachary P	30 WH2O	53.50

Heat 24 of 28 Finals

1	DeVennish, Arthur H	28 NAM	1:19.05
2	Van Slyke, Donald A	28 ARIZ	1:00.34
3	Cova Brito, Luis A	25 UNAT	59.17
4	DiGiacomo, Mark N	29 ARIZ	59.21
5	Nowak, Peter J	29 WMAC	1:01.81
6	Culver, Jacob M	22 MICH	1:04.21
7	Ieronimo, Tom J	22 ARIZ	1:00.10
8	Delphia, Collin A	24 UNAT	1:00.18
9	Bettini, Federico	21 HMS	1:06.17

Heat 25 of 28 Finals

1	Ko, Scott Y	28 CMS	58.85
2	Walther, Gregory	26 WH2O	58.19
3	Lentz, Graham M	26 TOC	57.15
4	Krieger, Matthew C	29 ARIZ	56.00
5	Ruch, David W	29 LJSM	55.47
6	Lillard, Nick C	28 VACA	55.95
7	Smith, Gordon R	25 ARIZ	56.25
8	Ponce, Jose A	28 PHX	57.31
9	Freed, Zachary	25 MOST	58.73

Heat 26 of 28 Finals

1	Fisher, Zachary A	25 CSMT	54.00
2	Meacham, Garth D	29 LVM	53.32
3	Ziegler, Connor	25 UNAT	52.68
4	Thompson, Craig	25 WH2O	51.10
5	Shores, Kyle M	25 PHX	48.68
6	Santorio, Antonio	28 WLAC	50.50
7	Stephens, Mark C	27 STAN	51.77
8	Wohl, Daniel P	26 BGSC	52.77
9	Barley, Adam S	29 VMST	53.98

Heat 27 of 28 Finals

1	Diaz-Arias, Lucas A	20 CMS	1:00.00
2	Peterson, Matthew A	21 HMS	59.68
3	Smith, Ben A	24 DKTA	57.59
4	Freds, Keaton S	19 SWOM	56.78
5	Vandruff, Thomas C	18 UNAT	55.98
6	Naugle, Andrew	20 DUCK	56.62
7	Smyth, Wesley	20 ARIZ	57.00
8	Veintimilla, Miguel	23 ROSE	59.00
9	Becherer, Justin C	18 DUCK	59.80

Heat 28 of 28 Finals

1	Bower, Kenny G	23 TOC	55.94
2	Richard, Nathan D	23 UNAT	55.07
3	Wohl, Adam M	24 MICH	54.50
4	Chapman, Chris J	24 PNA	52.17
5	Silva, Nelson	24 ROSE	48.50
6	O'Brien, Mathew C	22 NEM	49.04
7	Garza, Richard J	23 FLAQ	53.05
8	Fisk, Jared M	18 SAWS	54.97
9	Ragland, John C	23 ARKM	55.20

#40 Women 100 Yard Butterfly

Lane	Name	Age	Team	Seed Time
------	------	-----	------	-----------

Heat 1 of 17 Finals

2	Munger, Peony	76 HMS	3:03.90
4	Hirakawa, Diane M	62 SDSM	1:56.44
5	Young, Lydia L	62 CMS	1:32.61
6	Felton, Anezka G	63 TOC	1:38.25
8	Taylor, Carol	81 ARIZ	2:54.40

Heat 2 of 17 Finals

3	Bolar, Sally A	71 ARIZ	2:13.00
4	Clifford, Gynt	72 SDSM	1:36.09
5	Case, Mary Ann	71 ARIZ	1:44.25
6	Burnett, Anne	71 PHX	2:21.28
8	Hemauer, Carol J	54 UNAT	1:30.00

2011 USMS Spring National Championships
Kino Aquatics Center
Meet Program - Sunday, May 1, 2011

Heat 3 (#40 Women 100 Yard Butterfly)

1	Marens, Susan E	69 VMST	1:58.59
2	Magee, Carolyn M	65 HMS	1:47.49
3	Kranpitz, Nancy	66 WMAC	1:35.96
4	Ward, Joy	68 OREG	1:29.72
5	Boak, Carolyn	65 WMST	1:17.00
6	Todd, Diana F	67 SNM	1:28.41
7	Barnea, Daniela	67 STAN	1:32.10
8	Hlavacek, Ida M	68 VMST	1:43.68
9	Caron, Aagje A	69 GBM	1:52.44

Heat 4 of 17 Finals

1	Gettling, Janet	62 OREG	1:26.87
2	McDowell, Teresa W	60 SLAM	1:24.56
3	Tyler, A Susan	62 SNM	1:22.87
4	Welch, Sarah	64 PNA	1:21.57
5	Davis, Charlotte M	61 PNA	1:11.00
6	Roche, Carolyn M	60 CMS	1:14.05
7	Altman, Christie	61 ARIZ	1:22.08
8	LeClercq, Toni M	63 PNA	1:23.14
9	Guthrie, Sally K	61 MICH	1:26.59

Heat 5 of 17 Finals

1	Stanton, Susan G	58 MAM	2:00.00
2	Summers, Jeanna	57 OREG	1:29.00
3	Yanson, Karen D	55 DLMA	1:25.27
4	Litman, Jill	55 NEM	1:24.68
5	Wedaman, Karen P	58 VACA	1:24.76
6	Braaten, Kitten	55 VMST	1:26.75
7	Stringer, Peggy L	59 MM	1:47.37
8	Thornton, Cindy	53 WM	1:17.99
9	Kusseling, Brooke L	50 RMST	1:18.00

Heat 6 of 17 Finals

1	Hair, Margaret	56 HMS	1:20.56
2	Hilpert, Bess	55 TXLA	1:19.40
3	Glassman, Debbie A	57 PNA	1:14.90
4	Lippold, Mary B	55 PNA	1:10.70
5	Val, Laura B	59 TAM	1:05.00
6	Valdez, Elaine S	55 MOST	1:09.76
7	Maccurdy, Krissy	58 PCAT	1:13.00
8	Taylor, Barbara G	56 YCMS	1:17.57
9	Gray, Patty M	59 ARIZ	1:20.00

Heat 7 of 17 Finals

1	Frost, Kathryn M	51 UTAH	1:17.36
2	Carlsen, Jeanne	52 LAPS	1:08.82
3	Ingraham, Susan R	51 MOST	1:07.46
4	Mc Call, Jane E	51 LAPS	1:06.53
5	Granger, Traci S	53 LAPS	1:02.00
6	Caswell, MJ	50 OREG	1:05.95
7	Bennett, Lisa A	54 VMST	1:07.42
8	Iseppi, Esther	52 AMT	1:08.00
9	Lepinski, Cokie	51 MPM	1:11.49

Heat 8 of 17 Finals

2	Bogue, Sherri L	47 FMM	3:15.00
3	Bolivar, JoAnne M	48 PHX	1:43.15
4	Uhl, Mary A	45 NMMS	1:18.03
5	Benedict, Anita	47 HEAT	1:22.78
6	Ramos, Wendy	46 PHX	1:48.00
7	Werner, Haleigh A	42 PNA	1:11.65
8	Boodt, Heidi M	41 LVM	1:19.96

Heat 9 of 17 Finals

1	Daniels, Karen K	49 SCA	1:14.10
2	Scott, Sheryl L	48 NEM	1:12.00
3	Kuwahara, Lisa K	48 UTAH	1:10.36
4	Perry, Rebecca R	46 MAM	1:08.19
5	Adams, Kari S	45 LVM	1:05.55
6	Schickore, Jutta	46 DOC	1:06.95
7	Uppstrom, Noreen L	46 SLAM	1:08.23
8	Crussi, Jane E	48 DAM	1:11.81
9	Jurek, Susan M	48 ARIZ	1:14.10

Heat 10 of 17 Finals

1	Voorhees, Carolyn C	49 MARY	1:05.50
2	Hug, Laurie	46 1776	1:04.01
3	Delmage, Arlene	48 OREG	1:02.96
4	Block, Andrea J	49 IM	1:01.80
5	Von Der Lippe, Susan G	45 CMS	57.50
6	Willeboordse, Fall	45 AGUA	59.60
7	Wygall-Springer, Dianne L	45 ARIZ	1:02.18
8	Godges, Arlette A	46 SCAQ	1:04.00
9	Smith, Laura K	45 ARIZ	1:05.20

Heat 11 of 17 Finals

1	Stewart, Ann K	40 GOLD	1:11.07
2	Carlson, Jenni	40 SCAQ	1:10.00
3	Schmidt, Karen	44 MVN	1:05.50
4	Seider, Wenke K	41 OJAI	1:01.90
5	Gary, Kristin J	43 REDT	59.18
6	Hill, Laurel S	42 ARIZ	1:01.05
7	Hodgert, Donna M	43 VMST	1:05.25
8	Martin-Sherlock, Ann L	41 MOVY	1:07.05
9	Sinitz, Cheryl	42 WMAC	1:10.86

Heat 12 of 17 Finals

2	Wilson, Ann S	36 CRUZ	1:12.00
3	Lawrie, Dawn J	35 COLU	1:07.49
4	Hedges, Megan	38 NOVA	1:02.63
5	Hugo, Brandy N	38 WSSC	57.01
6	Braun, Erika L	39 NCMS	57.78
7	DeHaven, Kathleen	39 CMS	1:06.49
8	Zajdzinski, Margaret M	39 ARIZ	1:09.77

Heat 13 of 17 Finals

1	Sarvia, Tricia	28 NEM	1:14.71
2	Lacy, N Markell	27 FCST	1:09.50
3	Thompson, Emily P	26 ARIZ	1:08.91
4	Belliveau, Adrienne C	27 USF	1:07.50
5	Val, Jamie	27 LVM	1:08.92
6	Sajn, Catherine	28 MGM	1:10.08
7	Melsen, Krisie M	30 SCYM	1:10.50
8	Liu, Ouida	30 USF	1:11.79

Heat 14 of 17 Finals

1	Park, Angela K	31 WLAC	1:10.00
2	Nehrebecki, Helene	31 ARIZ	1:08.12
3	Newton, Rebecca L	34 SCA	1:07.99
4	Uhl, Alicia K	34 NCMS	1:06.49
5	Bill, Kimberly A	30 NCMS	1:03.50
6	Schneider, Erin E	32 WMAC	1:05.20
7	Carlson, Jennifer M	31 RMST	1:06.65
8	Van Horn, Alaina L	30 CUBU	1:08.04
9	Bernal, Genevieve M	31 WLAC	1:08.83

Heat 15 of 17 Finals

1	Turner, Betsy	27 VMST	1:06.90
2	Liberty, Laurel M	29 LIB	1:05.57
3	Fosha, Gretta E	28 CMS	1:04.92
4	Merritt, Erin M	27 AGUA	1:04.46
5	Blocker, Vicki S	27 RICE	1:02.76
6	Shuss, Audrey R	27 CMS	1:03.67
7	Hester, Jennifer L	27 SWOM	1:04.56
8	Braniecki, Ashley L	25 ADMS	1:05.00
9	Schneider, Leah R	26 WMAC	1:06.00

Heat 16 of 17 Finals

1	Gromer, Karen	26 MOST	1:01.96
2	Staubitz, Nadia M	26 AGUA	59.80
3	Urbatchka, Lindsey E	27 ARIZ	59.03
4	McHugh,Carolynn F	27 SWOM	57.75
5	Cefalu, Sarah	25 WHZO	56.00
6	Dorr, Mc Call J	29 TOC	56.90
7	Gill, Meg B	26 TOC	58.05
8	Vukmanic, Jill A	27 1776	59.35
9	Busche, Kelly C	26 ARIZ	1:00.36

Heat 17 of 17 Finals

1	Nichols, Christine I	24 NEM	1:13.21
2	Woodard, Chantal M	23 NCMS	1:09.64
3	Lecoq, Michela M	19 PNA	1:06.68
4	Parra, Madeline	23 NCMS	1:01.92
5	Elias, Tiffany M	23 PHX	1:00.20
6	Bishop, Brooke A	24 TOC	1:00.40
7	LoCicero, Katie A	21 IM	1:04.84
8	Stieber, Kelsey M	19 MICH	1:09.01
9	Robinson, April K	21 DUCK	1:10.63

#41 Men 50 Yard Backstroke

Lane	Name	Age	Team	Seed Time
------	------	-----	------	-----------

Heat 1 of 24 Finals

1	Schlange, Gunter R	81 MAAC	1:00.00
2	Kimball, Ken	80 SDSM	51.19
3	Miller, Bob K	81 ARIZ	39.87
4	McClow, Richard	80 NWSC	47.48
5	Bauman, John H	80 WMAC	52.17
6	Webster, Dale A	85 SDSM	43.16
7	Roudebush, George M	86 PNA	1:01.11
8	Klein, Fred W	95 ARIZ	2:00.00

Heat 2 of 24 Finals

3	Lovell, Gilbert R	78 GAJA	54.67
4	Coles, Bill A	75 SDSM	44.13
5	Thayer, George D	75 OREG	38.00
6	Shechter, Stanley J	78 AGUA	43.10
7	Peter, Harold E	76 ARIZ	47.50

Heat 3 of 24 Finals

2	Jacobs, David B	71 ARIZ	43.00
3	Dykstra, Bill	74 GOLD	39.59
4	Shaw, James F	70 RINC	36.00
5	Charlton, Allan	74 MICH	34.44
6	Bledsoe, Dennis R	72 WCM	35.50
7	Learmonth, William R	71 O*H*	39.45
8	Zuur, James	70 MPM	41.75

2011 USMS Spring National Championships
Kino Aquatics Center
Meet Program - Sunday, May 1, 2011

Heat 4 (#41 Men 50 Yard Backstroke)

2	Boscovich, Harold O	68 WCM	44.72
3	Woods, Tom M	68 VMST	40.00
4	Pierce, Ted G	68 ARIZ	41.02
5	Magee, Patrick J	69 HMS	1:03.12
6	Ansert, William S	63 SNM	40.00
7	Jacobs, Edward L	64 NOVA	35.38
8	Murray, Mike	60 WMAC	37.77

Heat 5 of 24 Finals

1	Burr, Ken M	66 WCM	40.00
2	Straka, Peter	68 TYMS	36.44
3	Kremer, James N	65 CMS	35.00
4	Abrahams, Richard T	66 CMS	30.50
5	Burns, Richard	67 TAM	28.80
6	Van Baalen, Vinus	68 SDSM	29.75
7	Clark, Steve E	67 TOC	35.00
8	Raffaelli, Larry L	68 VCM	36.00
9	Whitten, Phillip	67 PHX	39.94

Heat 6 of 24 Finals

1	Dodge, David R	64 CMS	35.00
2	Warner, Frank	62 PNA	31.50
3	Brzezinski, Jay	64 PALM	31.06
4	Heck, Steven V	61 MOST	30.30
5	Wilder, Hugh	63 SRM	28.00
6	Tharp, Greg J	60 WMST	29.59
7	Lucas, James B	60 SCAQ	31.00
8	Frisch, David J	62 VMST	31.40
9	Lintz, Steve	60 SNM	33.50

Heat 7 of 24 Finals

1	Reichle, Luke	55 WH2O	36.00
2	deRoode, Bob	55 UNAT	35.00
3	Miller, Chris E	57 LVM	33.20
4	Fisk, Floyd M	59 SAWS	31.73
5	Fowler, Gregory L	57 MVN	31.43
6	Meyer, Kenneth G	55 ELG	31.96
7	Smith, Gregory Z	57 NMMS	33.45
8	Getts, David H	55 PHX	35.00

Heat 8 of 24 Finals

1	Taylor, Gordon S	59 PHX	31.01
2	Bright, David C	58 NEM	30.50
3	Miller, Spencer	55 NEM	30.41
4	Hoffmann, Paul G	55 WM	29.80
5	Mykleby, Geoff L	58 WMAC	29.50
6	van Boer, Eric D	56 RHMS	29.64
7	Martin, Doug	57 ARKM	30.00
8	Williams, Bruce F	57 RICE	30.50
9	Wilson, Robert H	59 NMMS	30.72

Heat 9 of 24 Finals

1	Comfort, Mark S	57 MM	29.40
2	Ferroggiaro, Fred	57 TOC	29.00
3	Graham, Donald	56 PNA	28.05
4	Middleton, Marc D	59 BLU	27.24
5	Barton, Tom	55 PCAT	27.00
6	Djang, Philipp A	56 RHMS	27.00
7	Edwards, Wes	57 SWMS	27.90
8	Supple, Robert C	56 NMMS	29.00
9	Johnson, Clifford H	59 SNM	29.15

Heat 10 of 24 Finals

2	Baum, Randall L	53 PHX	50.01
3	Graham, Errol	51 WH2O	34.00
4	Fuchs, Earl D	54 PHX	33.10
5	Virjee, Fram M	50 LAPS	31.51
6	Macias, Jesse G	53 HMS	31.51
7	Beardsley, Robert O	53 PHX	33.27
8	Faller, Anthony W	52 COM	36.49

Heat 11 of 24 Finals

1	Hendrick, Marty	53 FLAQ	30.47
2	Kristek, Tom	54 NITR	30.09
3	Richardson, Terry	50 ARIZ	29.97
4	Holthus, Brian K	53 MINN	29.36
5	Jourdonnais, Craig S	51 MM	28.40
6	Benner, Tord E	51 NOVA	28.76
7	Hamm, Michael L	53 HMS	29.48
8	Bove, Kevin M	54 AAAA	29.98
9	Neville, Richard	54 FAST	30.29

Heat 12 of 24 Finals

1	Smith, Paul L	51 ARIZ	28.00
2	Specht, William L	53 SPM	27.50
3	Ballard, James T	53 WH2O	27.50
4	Shake, Scott D	53 ARIZ	26.90
5	Kammerer, Richard F	53 RICE	26.10
6	Klein, Jonathan E	53 NCMS	26.60
7	Tallman, Karl G	52 CRUZ	27.00
8	Gibson, Dave	50 IM	27.50
9	Heath, Robert H	54 MAM	27.90

Heat 13 of 24 Finals

1	McKamy, Michael F	48 OMAH	34.00
2	Doherty, Rob	48 UNAT	33.67
3	Woudwijk, Rik	45 LAPS	31.37
4	Boileau, Michael G	49 CMS	30.20
5	Ulm, Mark J	45 UNAT	30.15
6	Kline, Richard L	48 CMS	30.20
7	Cole, Andrew J	47 GOLD	31.63
8	Collins, Theodore	47 ARIZ	33.79

Heat 14 of 24 Finals

1	Bright, John M	46 MVN	29.50
2	Daugherty, Gordon	45 UNAT	29.14
3	Cotton, Dan	48 ARIZ	28.65
4	Stewart, Henry D	47 NCMS	26.91
5	Breazeale, Nathan M	47 TXLA	25.33
6	Shaffer, Mike G	45 VCM	26.50
7	Chao, Hector	47 WCM	27.50
8	Mc Ginley, Patrick B	47 ROSE	28.69
9	Barringer, Rob	45 CMS	29.47

Heat 15 of 24 Finals

3	Steen, Peter	41 NMMS	29.55
4	Pazmino, Jorge E	41 CMS	29.54
5	Grazier, David E	40 CMS	29.40
6	Hoyt, Brian K	44 CMS	29.50
7	Smith, Bryan E	43 PNA	29.55

Heat 16 of 24 Finals

1	Dietrich, Jim	40 NOVA	29.24
2	Schaetz, Daniel J	40 WMAC	29.00
3	Cordero, Billy	43 IM	28.90
4	Dickson, Kurt F	43 ARIZ	28.11
5	Harrison, Sean C	42 OCMT	27.70
6	White, James H	40 BSLM	27.90
7	Jacobi, Jim N	43 PCAT	28.63
8	Callan, Sean P	41 TULS	28.90
9	Boosin, Michael J	44 SCAQ	29.20

Heat 17 of 24 Finals

1	Mugford, Stephen A	44 NEM	27.50
2	Perry, Sam W	42 PHX	27.00
3	Moran, Marty	44 SCYM	26.54
4	Tiltmann, Laren A	41 WMAC	26.19
5	Varozza, Mike J	43 TXLA	25.22
6	Gonzales, Mike S	44 CMS	25.92
7	Sumner, David M	40 MVN	26.50
8	Mehok, George K	43 O*H*	26.96
9	Beattie, David A	41 UNAT	27.25

Heat 18 of 24 Finals

1	Hatch, Eric	36 IM	32.29
2	Jackson, Scott J	36 NOVA	29.51
3	Cantrell, Mike S	39 MICH	29.41
4	Thayer, Jason W	39 IM	29.00
5	Nance, Chad A	38 O*H*	27.30
6	Colburn, Christopher M	39 ABM	28.64
7	Gillilan, William J	39 NMMS	29.01
8	Wong, Douglas L	35 CMS	29.47
9	Houldsworth, Duncan A	35 MVN	30.48

Heat 19 of 24 Finals

1	Nakahodo, Sidney	35 NCYM	27.00
2	Ruminski, Greg	36 UNAT	26.50
3	Mitchell, Justin W	35 WLAC	25.49
4	Raese, T R	38 IM	25.23
5	Wainwright, Joel M	37 ARIZ	24.90
6	Wanie, Lee G	37 TOC	25.00
7	Gomes, Leonardo R	36 GB	25.30
8	Wegner, Dan	39 LVM	26.12
9	Nordmann, Michael T	38 WMST	26.51

Heat 20 of 24 Finals

2	Hranac, Sean	32 PHX	30.37
3	Boeke, Lonny	33 WLAC	29.50
4	Scott, Ryan C	33 WLAC	29.00
5	Cummings, Kenneth C	32 ARIZ	27.74
6	Brunson, Christopher D	30 WMAC	28.03
7	Cova, Luis E	30 UNAT	29.00
8	Glaeseman, David	31 ARIZ	30.10

Heat 21 of 24 Finals

1	Greenwood, Scott C	33 TOC	27.00
2	Javorski, John	32 MGM	26.30
3	Asti, Trevor	33 MICH	26.00
4	Wight, R Alan	30 SWOM	25.80
5	Doak, Kevin	30 MICH	23.24
6	Chadeayne, Andrew	31 DCM	25.00
7	Robinson, Michael T	31 1776	25.85
8	Gaggero, David	34 TOC	26.11
9	Krajewski, Thomas J	32 ISF	26.50

2011 USMS Spring National Championships
Kino Aquatics Center
Meet Program - Sunday, May 1, 2011

Heat 22 (#41 Men 50 Yard Backstroke)			
3	Williamson, Eric R	20 HMS	30.12
4	Freds, Keaton S	19 SWOM	29.18
5	Smith, Ben A	24 DKTA	29.43
6	Phelan, Cole E	19 PNA	30.50
7	Freed, Zachary	25 MOST	27.48

Heat 23 of 24 Finals			
1	Fisher, Zachary A	25 CSMT	27.00
2	Shiosaki, Daniel T	26 RICE	26.00
3	McCaffrey, Garrett W	28 PHX	24.93
4	Taylor, Denton S	26 PHX	24.45
5	Hadley, Eric M	27 ARIZ	23.88
6	Marshall, Gary N	29 TOC	24.44
7	Campione, Dan	25 MGM	24.76
8	Ziegler, Connor	25 UNAT	25.41
9	Lentz, Graham M	26 TOC	26.55

Heat 24 of 24 Finals			
1	Cova, Jose L	19 UNAT	29.00
2	Veintimilla, Miguel	23 ROSE	28.91
3	Weston III, Raymond C	22 NIAG	27.39
4	Laney, Maxwell B	23 ARIZ	26.40
5	O'Brien, Mathew C	22 NEM	23.67
6	Frantz, Robert S	23 NCMS	23.78
7	Zaich, Paul	24 STAN	26.50
8	Vasilias, Brennan	23 DUCK	28.00
9	Lintz, Ian M	24 SNM	29.00

#42 Women 50 Yard Backstroke

Lane	Name	Age	Team	Seed Time
------	------	-----	------	-----------

Heat 1 of 25 Finals				
1	Listug, Mary L	79	ARIZ	1:11.21
2	Wheatley, Diane	77	MOST	58.95
3	Hastings, Patricia B	75	MM	55.13
4	Perry, Vel H	77	ARIZ	57.03
5	Hajost, Rosemary	78	RMST	1:10.00
6	Kinney, Nancy	82	PHX	49.03
7	Murray, DJ	81	LCM	1:07.08
8	Cooper, Mary Anne	96	UNAT	1:30.00

Heat 2 of 25 Finals				
2	Walters, Carol K	70	PHX	1:30.00
3	Coakley, Marian W	73	NEM	52.68
4	Getzenderer, Janet J	70	PNA	51.26
5	Schreiner, Beth	70	VMST	42.23
6	Fritz, Jill D	70	ARIZ	48.97
7	Henderson, Martha J	74	FACT	51.47
8	Hutinger, Margie	71	FMM	1:08.92

Heat 3 of 25 Finals				
3	Darnold, Maryellen	68	UNAT	1:35.13
4	Ackley, Ella B	68	MM	46.65
5	Tyler, Sarah L	66	SNM	45.00
6	Conkey, Nancy	66	SNM	46.30
7	McPartland, Peg K	69	MAM	48.00

Heat 4 of 25 Finals				
1	Foreman, Judy D	67	NEM	43.41
2	Durrant, Betsy	69	VMST	42.45
3	Dameron, Pam D	65	QMST	41.40
4	Pohlmann, Mary M	66	SLAM	39.37
5	Ward, Joy	68	OREG	37.47
6	Marr, Jackie M	67	SDSM	38.17
7	Frid, Barbara	69	OREG	40.00
8	Coburn, Mary Anne	69	NWSC	42.32
9	Adams, Carol H	67	NEM	42.50

Heat 5 of 25 Finals				
2	May, Carole S	63	UNAT	58.69
3	Leconte, Barbara A	64	BAM	49.56
4	Havel, Germaine L	62	WMAC	47.95
5	Stigers, Penny R	64	ARIZ	49.00
6	Stark, Carol R	62	OREG	50.74
7	Seidler, Jeanne E	64	WMAC	1:09.09

Heat 6 of 25 Finals				
1	Baptista, Barbara O	64	MAM	46.20
2	Montrella, Beverly J	64	MVN	41.61
3	Wright, Jill M	60	SAWS	38.64
4	Preissler, Stella	62	PNA	36.50
5	Murphy, Patricia B	60	UNAT	32.37
6	Davis, Charlotte M	61	PNA	33.00
7	McDowell, Teresa W	60	SLAM	37.13
8	Shoenberger, Linda R	63	TAM	38.96
9	Casey, Kathrine J	62	PNA	44.50

Heat 7 of 25 Finals				
2	Michelle, Chrissa	51	PHX	49.00
3	Siggs, Brenda M	52	UNAT	40.00
4	Arriola, Susan W	52	ARIZ	42.80
5	Matysek, Anna Lea	50	SYSM	51.53
6	Laney, Judith B	58	CMS	45.00
7	Kenal, Katherine	57	UTAH	43.00
8	Slavec, Deborah A	57	CMS	44.36

Heat 8 of 25 Finals				
1	Mitchell, Alison A	56	MVN	42.67
2	Dougherty, Mindy M	58	MVN	39.69
3	Clark, Elizabeth A	57	UNAT	39.50
4	Larson, Linda L	55	FLAQ	38.98
5	Ehrke, Nancy L	57	WMAC	37.20
6	Ophaug, Patricia G	59	KNIG	37.26
7	Watts, Sue N	56	1776	39.32
8	Kaplan, Betty C	56	CMS	39.50
9	Blatt, Cindy S	57	VCM	40.00

Heat 9 of 25 Finals				
1	Morrison, Lynn	56	PCAT	37.18
2	Taylor, Barbara G	56	YCMS	35.51
3	Maltry, Cynthia L	56	WMAC	33.72
4	Gray, Patty M	59	ARIZ	33.00
5	Val, Laura B	59	TAM	31.00
6	Lynch, Evie S	58	ARIZ	32.93
7	Guins, Ann H	57	O*H*	33.03
8	James, Katy	55	ARIZ	35.00
9	Summers, Jeanna	57	OREG	36.63

Heat 10 of 25 Finals				
1	Field, Joanne W	53	WMAC	38.80
2	Tomlinson-Macias, Melinda I	52	HMS	36.88
3	Redwine-Baker, Roxanne J	51	OREG	36.11
4	Artwick, Jayne	50	IM	35.07
5	Tatnall, Suzy C	51	CMS	34.71
6	Garnier, Kathy L	50	CMS	34.88
7	Gibbs, Sue M	54	VACA	35.89
8	Hajost, Cynthia M	51	RMST	36.76
9	Moore Barnett, Barbara	50	UNAT	36.88

Heat 11 of 25 Finals				
1	Sutherland, Erica	51	MPM	34.24
2	Newell, Suzanne P	52	VMST	32.77
3	Goodman, Ann R	51	OREG	32.38
4	Brightwell, Kim M	51	RMST	31.27
5	Bailey, Monica M	50	ARIZ	30.57
6	Warmuth, Stacey	54	VCM	31.16
7	McCall, Jane E	51	LAPS	31.75
8	Oliver, Karen M	51	UTAH	32.40
9	Gaynor, Patty A	50	NEM	32.90

Heat 12 of 25 Finals				
2	O'Sullivan, Tara	45	PHX	47.29
3	Boileau, Ute C	48	CMS	42.00
4	Davis, Lisa N	48	NMMS	39.65
5	Commons, Trisha M	47	MVN	38.00
6	Coffee, Cassandra	49	MPM	38.84
7	Bolivar, JoAnne M	48	PHX	40.71
8	Cook, Sally A	49	ROSE	46.60

Heat 13 of 25 Finals				
1	Burton, Kim L	48	MVN	37.33
2	Rodrigues, Shawn M	45	UNAT	36.89
3	Cleavenger, Becky	47	CVMM	36.17
4	McKenzie, Jean M	47	OREG	35.00
5	Waesche, Karen L	48	CMS	34.90
6	Major, Becki P	47	ARIZ	34.94
7	Diddams, Margaret A	49	PNA	35.95
8	Segal, Leigh G	46	JAM	36.25
9	Schwartz, Lisa	48	IM	36.95

Heat 14 of 25 Finals				
1	Jurek, Susan M	48	ARIZ	34.90
2	Mortensen, Cheryl L	46	WMAC	33.48
3	Uppstrom, Noreen L	46	SLAM	32.30
4	Smith, Laura K	45	ARIZ	31.46
5	Reynolds, Ellen M	46	SAWS	27.94
6	Luallen-Egg, Andrea	45	GSM	30.35
7	McCue, Marika W	48	PHX	31.69
8	Bunch, Brigid J	47	ARIZ	32.44
9	DeLozier, Anna R	47	ARIZ	33.61

Heat 15 of 25 Finals				
1	Ashmann, Chericka L	37	PNA	38.62
2	Iwai, Nobuko	36	VACA	34.00
3	Koehn, Suzy	39	NMMS	33.86
4	Hankins, Malena	37	GAJA	34.09
5	Broncucia, Stacy L	42	CMS	37.85
6	Goldsmith, Dara	44	SLV	36.40
7	Scobbie, Karen	42	MGM	36.88
8	Langman, Loralie	44	MINN	40.27

2011 USMS Spring National Championships

Kino Aquatics Center

Meet Program - Sunday, May 1, 2011

Heat 16 (#42 Women 50 Yard Backstroke)

1	Hannon, Martina V	40 LVM	36.10
2	Sherwood, Devon	40 OAM	34.06
3	Katsaros, Sheryl K	41 RMST	33.91
4	Crino, Heide P	44 CMS	32.41
5	Stewart, Ann K	40 GOLD	31.46
6	Quarantino, Aimee M	41 CMS	32.00
7	Fazio, Heather A	40 PHX	33.23
8	Sussman, Heidi R	42 CRUZ	34.01
9	Dempsey, Michelle	41 NCMS	35.45

Heat 17 of 25 Finals

1	Seavall, Kelly J	42 CMS	31.45
2	Zeljak, Maureen A	43 DEC	31.09
3	Barrow, Jennifer	42 CMS	31.00
4	Smith, Jody L	42 MVM	28.35
5	Hart, Sheri L	40 PNA	26.99
6	Gary, Kristin J	43 REDT	27.69
7	Duggan, Karen L	40 WCM	29.80
8	Carlson, Jenni	40 SCAQ	31.02
9	Caterson, Gretchen	44 SCA	31.26

Heat 18 of 25 Finals

1	Van Enkenvoort, Krista R	37 WMAC	33.04
2	Fridly, Diana	39 ARIZ	32.20
3	Tiltmann, Heather M	39 WMAC	31.90
4	Limke, Tobi L	36 NBAC	31.16
5	Decker, Teddy S	38 NMMS	29.68
6	Hedges, Megan	38 NOVA	30.66
7	Gleason, Katherine K	37 ARIZ	31.53
8	Speckman, Channa L	36 CMS	32.00
9	Weiser, Sabine	37 WMST	32.40

Heat 19 of 25 Finals

2	Kirker, Amanda G	32 NOVA	36.38
3	Kramer, Samantha N	32 NEP	33.98
4	Jock, Jessica L	32 ADMS	31.39
5	Liu, Ouida	30 USF	31.95
6	Hiebert, Stephanie I	33 SLAM	35.00
7	Fuller, Lacy K	31 CMS	46.20

Heat 20 of 25 Finals

1	Pelletier, Hillary	34 NEM	31.38
2	Downing, Jennifer	32 NEM	30.32
3	Olsen, Rebekah	30 MVN	29.88
4	Vucinich, Elizabeth A	30 WH2O	29.30
5	Inada, Noriko	32 PHX	27.00
6	Coulter, Tamara A	34 PNA	28.52
7	Grover, Mollie K	30 TERR	29.67
8	Stanley, Ellen	34 WSSC	30.25
9	Stutzke, Crystal A	30 CMS	30.75

Heat 21 of 25 Finals

2	Hildinger, Shannon	26 ARIZ	38.28
3	Bronson, Jenifer L	29 SCAQ	33.70
4	Batzer, Tunisia A	28 VACA	34.88
5	Winston, Jamina C	27 ARIZ	45.00
6	DeLozier, Rachel C	19 ARIZ	35.00
7	Tegeler, Kara	21 HMS	37.00

Heat 22 of 25 Finals

1	Hearst, Lacie	27 LVM	33.05
2	Ward, Julie A	25 UNAT	32.98
3	Burns, Caileen	25 NEM	32.66
4	Koziarski, Emily	28 MGM	32.08
5	Belliveau, Adrienne C	27 USF	31.00
6	Teller, Jordan	27 MM	31.76
7	Erickson, Jamie L	27 SDSM	32.08
8	Lastfogel, Laura L	28 FLAQ	32.78
9	Turner, Abby C	26 PHX	33.03

Heat 23 of 25 Finals

1	Braniecki, Ashley L	25 ADMS	30.49
2	Szigeti, Florencia	29 ARIZ	30.20
3	Gill, Meg B	26 TOC	29.05
4	Staubitz, Nadia M	26 AGUA	28.05
5	Peterson, Stacy E	29 UNAT	26.90
6	Harrigan, Kelly M	26 ARIZ	27.82
7	Hibbard, Kate	26 VMST	28.22
8	Blocker, Vicki S	27 RICE	29.78
9	Busche, Kelly C	26 ARIZ	30.34

Heat 24 of 25 Finals

1	Rokicki, Sara L	19 MICH	34.20
2	Stradling, Samantha J	21 UTAH	33.49
3	Parra, Madeline	23 NCMS	32.50
4	Ciemniecki, Shanda M	23 ARIZ	32.00
5	Elias, Tiffany M	23 PHX	31.50
6	LoCicero, Katie A	21 IM	31.59
7	St. Sauveur, Katelyn	22 ARIZ	32.34
8	Oskvarek, Natalie	24 MGM	32.85
9	Dickman, Rachel E	24 MGM	33.60

Heat 25 of 25 Finals

1	Shinoda, Kathryn E	24 FCA	31.45
2	Schmitt, Jacqueline	19 CUBU	31.07
3	Bonner, Jessica C	21 RAMS	31.00
4	Medved, Emily M	23 ARIZ	29.00
5	Rogers, Lauren	23 PHX	26.70
6	Bishop, Brooke A	24 TOC	28.40
7	O'Donnell-McCarthy, Fiona	24 TOC	29.92
8	Flacco, Nicole M	24 CVMM	31.00
9	Atkin, Nichole D	24 ARIZ	31.41

#43 Men 200 Yard IM

Lane	Name	Age	Team	Seed Time
------	------	-----	------	-----------

Heat 1 of 24 Finals

2	Kelley, Art	85 ARIZ	6:22.00
3	Rudloff, G Edward	87 TOC	4:29.88
4	Foster, Warren A	85 O*H*	5:00.33
6	Stolz, Irwin W	81 GAJA	3:50.00
7	Baker, Donald J	80 SDSM	3:59.90
8	Best, Bob	78 SDSM	3:10.00

Heat 2 of 24 Finals

1	Easterla, David A	73 MOVY	3:35.01
2	Goodwin, Lance	70 CMS	3:26.30
3	Learmonth, William R	71 O*H*	3:23.88
4	Cody, Frank J	70 MICH	3:00.00
5	Freshley, Mike R	70 SDSM	2:29.90
6	Wolfe, Artie	71 CMS	2:38.66
7	Bolze, Joseph R	71 METR	3:16.09
8	Shearer, Douglas R	70 NEM	3:24.00
9	Nelson, Ed E	71 LAPS	3:31.65

Heat 3 of 24 Finals

1	Varner, Tim	60 CMS	2:53.86
2	Bailey, Hop	63 ARIZ	2:45.00
3	Gemmill, Dave G	63 PHX	2:41.50
4	Lawrie, Jim	64 SNM	2:40.00
5	Cotter, Pat	60 OREG	2:39.29
6	Dodge, David R	64 CMS	2:40.00
7	Peterson, Steven B	64 PNA	2:41.90
8	McGregor, Cary D	60 MAM	2:47.00
9	Bleuel, Bart S	69 VCM	3:15.00

Heat 4 of 24 Finals

1	Colonnese, Michael A	67 MVN	2:58.12
2	Brundage, Warner F	68 VMST	2:40.74
3	Dennis, D Craig	65 WCM	2:35.66
4	McColly, Michael	65 PNA	2:31.00
5	Strand, Robert	65 ROSE	2:21.50
6	Burns, Richard	67 TAM	2:26.00
7	Frost, Kenneth A	66 TAM	2:31.15
8	Pelissier, Jim L	67 MINN	2:40.00
9	Anderson, Eric R	66 LAPS	2:55.00

Heat 5 of 24 Finals

1	Springer, Douglas A	64 ARIZ	2:30.00
2	Frisch, David J	62 VMST	2:28.45
3	Kerns, Hubie	61 VCM	2:20.61
4	Broderick, Tim	60 STAN	2:17.00
5	Mc Conica, Jim	60 VCM	2:12.14
6	Clemmons, Jim	61 MAM	2:16.50
7	Day, Lawrence J	60 MICH	2:18.84
8	Wright, Robert W	60 MOVY	2:22.54
9	Lucas, James B	60 SCAQ	2:29.50

Heat 6 of 24 Finals

2	Dougherty, Michael P	59 MM	2:39.89
3	McLintock, John	56 SDSM	2:28.68
4	Lindstedt, David P	55 LAPS	2:27.41
5	Shevlin, Jeff L	56 SAC	2:25.43
6	Krongaard, Jeffrey S	56 ARIZ	2:26.50
7	Heyes, Greg	56 LAPS	2:27.54
8	Morris, Stephen L	59 PCAT	2:30.00

Heat 7 of 24 Finals

1	Stehlin, Ed H	55 CMS	2:25.00
2	Comfort, Mark S	57 MM	2:24.00
3	Ditolla, Robert J	56 ARIZ	2:23.90
4	Johnson, Clifford H	59 SNM	2:20.41
5	Hauller, Steven E	58 OAM	2:19.41
6	Wall, Dan	55 ADMS	2:19.75
7	Montgomery, Mark	55 NOVA	2:23.83
8	Thompson, Frank L	59 MICH	2:24.00
9	Bright, David C	58 NEM	2:24.00

Heat 8 of 24 Finals

1	Adkison, Bill	55 RHMS	2:19.00
2	Djang, Philipp A	56 RHMS	2:18.00
3	Ferroggiaro, Fred	57 TOC	2:18.00
4	Gilchrist, Donald B	57 NCMS	2:13.50
5	Mann, Michael T	56 CMS	2:05.89
6	Colella, Rick	59 PNA	2:10.00
7	Vandam, David K	55 TXLA	2:15.77
8	Von Hoffmann, Gerard	55 NOVA	2:18.00
9	Guadagni, Peter M	56 WCM	2:18.56

2011 USMS Spring National Championships

Kino Aquatics Center

Meet Program - Sunday, May 1, 2011

Heat 9 (#43 Men 200 Yard IM)

2	Young, Chad R	47 WH2O	2:28.00
3	Freund, John D	48 MINN	2:21.97
4	Gabriel, Noah	46 DBMS	2:19.73
5	Cooper, Christopher E	46 VCM	2:20.19
6	Edwards, Andy	46 IAMA	2:25.15
7	Baldacci, Joseph J	45 SDSM	2:33.04
8	Underbrink, Dan	54 PNA	2:33.96

Heat 10 of 24 Finals

1	Tomizuka, Frank M	51 ARIZ	2:31.73
2	Baird, Jeff A	51 PHX	2:29.28
3	Thomas, Bruce W	53 SCAQ	2:26.68
4	Pearlman, Ron	53 ROSE	2:25.00
5	Heinemann, William A	53 NIAG	2:23.00
6	Macias, Jesse G	53 HMS	2:23.38
7	Lamour, Didier B	54 MINN	2:26.62
8	Cannon, Richard P	54 CVM	2:26.84
9	Clark, David L	53 WMAC	2:29.66

Heat 11 of 24 Finals

1	Treadway, R Kyle	50 UTAH	2:23.00
2	Jourdonnais, Craig S	51 MM	2:22.00
3	Hathaway, David	50 OREG	2:21.07
4	Johnston, Mark A	50 CMS	2:15.00
5	Kone, Bruce C	53 RICE	2:14.69
6	Seibt, Andreas K	53 IM	2:15.00
7	Matysek, Jim	51 SYSM	2:16.48
8	Allen, Peter J	52 WMAC	2:21.75
9	Smith, Darrell J	54 MINN	2:22.31

Heat 12 of 24 Finals

1	Smith, David M	53 CRUZ	2:13.24
2	Mann, Jonathan E	50 CMS	2:08.80
3	Bank, Holden J	51 BLU	2:08.00
4	Anderson, Bruce A	50 UNAT	2:06.81
5	Carter, Paul V	53 TOC	2:05.00
6	Guthrie, David M	50 TXLA	2:06.68
7	Scott, Greg C	51 CMS	2:07.00
8	Shake, Scott D	53 ARIZ	2:08.09
9	Dozer, Gregory J	53 PHX	2:12.15

Heat 13 of 24 Finals

1	Goodwin, Rob	46 CMS	2:17.88
2	Weston, Raymond C	49 NIAG	2:17.45
3	Barringer, Rob	45 CMS	2:16.83
4	McGiffin, Chris D	45 BERK	2:15.17
5	Valley, Eric	49 PNA	2:14.39
6	Duarte, Luis G	47 SYSM	2:15.00
7	Hickman, Mark D	45 ARIZ	2:16.45
8	Mason, Dave C	46 SCA	2:17.40
9	Blavatnik, Alex	46 FLAQ	2:17.50

Heat 14 of 24 Finals

1	Yeomans, Scott	47 GSM	2:09.90
2	Carpenter, Michael J	46 MSMA	2:09.04
3	Chao, Hector	47 WCM	2:07.61
4	Rasmussen, Anders M	47 TXLA	2:00.57
5	Sims, David E	48 IM	1:58.50
6	Tuchler, Jim	46 IM	1:58.80
7	Beatty, Dan C	45 GAJA	2:04.23
8	Jimenez, Carlos A	46 RICE	2:08.46
9	Helgason, Tryggvi	47 LVM	2:09.34

Heat 15 of 24 Finals

2	Kinder, John S	38 OREG	2:29.84
3	Fernandez, Dickie	39 NOVA	2:15.97
4	Ripic, Steve	38 MVN	2:18.85
5	Danehy, Matt J	40 NEM	2:40.86
6	Eliasek, Steve	42 QMST	2:30.80
7	Gates, Steven T	44 UNAT	2:35.70

Heat 16 of 24 Finals

1	Dobrosielski, Cris	41 SDSM	2:30.00
2	Montgomery, William D	44 ARIZ	2:14.70
3	Lucero, Michael D	40 ROSE	2:13.80
4	Foley, TJ	41 NEM	2:13.27
5	Mench, Edward H	44 SYSM	2:13.01
6	Waud, Timothy P	43 OREG	2:13.15
7	Adamavich, Doug P	42 ARIZ	2:13.50
8	Borton, Dan	43 ROSE	2:14.39
9	Kuykendall, Jeff J	41 MVN	2:14.83

Heat 17 of 24 Finals

1	Mugford, Stephen A	44 NEM	2:12.30
2	Hunsaker, Eric C	41 SLAM	2:10.84
3	Perry, Sam W	42 PHX	2:10.00
4	King, Phillip J	44 OREG	2:08.55
5	Puccio, Thomas F	44 SCA	2:07.12
6	Doherty, Todd S	40 PNA	2:08.11
7	Gogulski, David H	42 NITR	2:09.75
8	Hamilton, Nathan	42 SNM	2:10.00
9	Finney, Peter C	43 MAM	2:11.35

Heat 18 of 24 Finals

1	Kays, David E	43 PNA	2:06.50
2	Andersen, Morten	40 NCMS	2:02.38
3	Bartee, Todd A	41 TXLA	2:00.00
4	Davis, Ross C	44 WMST	1:59.59
5	Stackle, Kirk	43 NITR	1:57.07
6	Santos, Roque J	43 WCM	1:57.45
7	Livingston, Terry	44 DBMS	2:00.00
8	Brundage, Patrick W	44 ARIZ	2:01.19
9	Nelson, Kirk	40 PNA	2:06.19

Heat 19 of 24 Finals

1	Ashmore, David	36 SMSC	2:15.79
2	Urquhart, Mark J	36 PNA	2:14.60
3	Thayer, Jason W	39 IM	2:14.00
4	Tujo, Christian F	39 OREG	2:13.40
5	Ashbeck, Jeff	36 ARIZ	2:11.11
6	Hafner, Kevin T	36 MICH	2:12.88
7	Ashmore, Michael	39 SMSC	2:13.99
8	Lilienthal, Jason	37 NMMS	2:14.19
9	Jackson, Scott J	36 NOVA	2:15.00

Heat 20 of 24 Finals

1	Rezek, Tony	38 MOVY	2:08.62
2	Mitchell, Justin W	35 WLAC	2:03.53
3	Stich, Darryl D	35 WMAC	2:01.83
4	Wanie, Lee G	37 TOC	1:58.00
5	Commings, Jeff P	37 PHX	1:55.00
6	Orris, Ron	38 NITR	1:56.07
7	Wainwright, Joel M	37 ARIZ	2:00.06
8	Raese, T R	38 IM	2:02.39
9	Iglesias, Rodrigo J	35 LJSM	2:06.00

Heat 21 of 24 Finals

2	Graham, Nicholas A	32 UCLA	2:18.00
3	Cummings, Kenneth C	32 ARIZ	2:12.00
4	Cox, Michael J	33 CMS	2:11.25
5	Adams, James A	33 HMS	2:06.83
6	Kaufmann, Jon C	34 WH2O	2:10.46
7	Strahota, Jeffrey R	30 TERR	2:11.88
8	Durieux, Chad A	31 ROSE	2:12.76

Heat 22 of 24 Finals

1	Dean, Michael R	30 WH2O	2:06.38
2	Chadeayne, Andrew	31 DCM	2:05.00
3	Greves, Richard	33 NEM	2:04.32
4	Winston, Zachary P	30 WH2O	2:02.04
5	Moses, Ed	30 ROSE	1:55.00
6	Robinson, Michael T	31 1776	2:00.02
7	Schmidt, Matthew B	33 WH2O	2:03.59
8	Helfers, Alex R	31 IM	2:04.50
9	Gallagher, Jose-Luis	34 CUBU	2:06.30

Heat 23 of 24 Finals

2	Mulrooney, Matt J	29 NEM	2:14.29
3	Ecklund, Tait C	29 ROSE	2:05.10
4	Barley, Adam S	29 VMST	2:02.06
5	Deery, Kyle B	26 SYSM	1:55.50
6	Helfers, Edward D	28 NMMS	2:00.34
7	Wohl, Daniel P	26 BGSC	2:02.45
8	DiGiacomo, Mark N	29 ARIZ	2:11.56
9	Jorgensen, Michael	26 WH2O	2:15.00

Heat 24 of 24 Finals

2	Fuller, Michael E	19 ROSE	2:20.00
3	Dolar, Kevin I	23 USF	2:12.44
4	Smith, Ben A	24 DKTA	2:07.24
5	Silva, Nelson	24 ROSE	1:50.19
6	Naugle, Andrew	20 DUCK	2:05.10
7	Jessop, Tyler W	18 DUCK	2:10.00
8	Garza, Richard J	23 FLAQ	2:18.00
9	Peterson, Matthew A	21 HMS	2:25.94

#44 Women 200 Yard IM

Lane	Name	Age	Team	Seed Time
------	------	-----	------	-----------

Heat 1 of 18 Finals

3	Taylor, Carol	81 ARIZ	4:42.40
4	Kinney, Nancy	82 PHX	4:21.02
5	Buchanan, Peggy	78 CMS	4:33.10
7	Sanddal, Charlotte E	88 MM	8:28.00

Heat 2 of 18 Finals

1	Linnihan, Beverly L	73 ARIZ	4:15.33
2	Goodman, Corinna	70 UNAT	3:36.68
3	Jebe, Margit H	72 T2NM	3:25.00
4	Stretch, Nancy	71 TOC	3:35.00
5	Arnold, Patricia F	72 SMS	4:02.55
6	Kranpitz, Nancy	66 WMAC	3:25.65
7	Dills, Suzanne L	66 PNA	2:50.66
8	Boak, Carolyn	65 WMST	2:53.00
9	Magee, Carolyn M	65 HMS	3:34.11

2011 USMS Spring National Championships

Kino Aquatics Center

Meet Program - Sunday, May 1, 2011

Heat 3 (#44 Women 200 Yard IM)

2	Weston, Susan E	60	SDSM	3:25.38
3	Tyler, A Susan	62	SNM	3:05.80
4	Roche, Carolyn M	60	CMS	3:00.05
5	Miller, Celeste	61	SNM	2:45.99
6	LeClercq, Toni M	63	PNA	2:59.26
7	Welch, Sarah	64	PNA	3:00.25
8	Young, Lydia L	62	CMS	3:07.86

Heat 4 of 18 Finals

2	Maccurdy, Krissy	58	PCAT	2:44.00
3	Maltry, Cynthia L	56	WMAC	2:40.00
4	Lynch, Evie S	58	ARIZ	2:38.61
5	Knapp, Lo D	56	UTAH	2:30.10
6	Kryka, Nancy	56	MINN	2:32.96
7	Valdez, Elaine S	55	MOST	2:39.44
8	Estel, Beth A	55	NEM	2:42.00
9	Wedaman, Karen P	58	VACA	3:15.25

Heat 5 of 18 Finals

1	Russello, Stacey D	47	SNOW	2:54.98
2	Labelle, Laura L	46	WH2O	2:43.98
3	Quitasol, Wendy	48	NBAC	2:38.80
4	McKenzie, Jean M	47	OREG	2:38.00
5	Cort, Hayley E	49	AGUA	2:43.16
6	Uhl, Mary A	45	NMMS	2:48.60
7	Dozer, Teresa L	50	PHX	3:15.00
8	Fox, Christina M	50	OREG	3:03.00
9	Charles, Michelle K	50	PHX	3:23.31

Heat 6 of 18 Finals

1	Peterson, Kristen A	50	NMMS	3:02.00
2	Mullaney, Amy B	50	ARIZ	2:50.00
3	Soso, Catherine	53	OAM	2:45.00
4	James, Paula	52	LVM	2:41.42
5	Brightwell, Kim M	51	RMST	2:37.71
6	Ellington, Cheri	53	SCMC	2:40.00
7	Goodman, Ann R	51	OREG	2:43.69
8	Tomlinson-Macias, Melinda I	52	HMS	2:49.07
9	Nolte, Susan D	50	CMS	3:02.00

Heat 7 of 18 Finals

1	Brown, Denise H	51	MICH	2:36.29
2	Caswell, MJ	50	OREG	2:30.40
3	Bailey, Monica M	50	ARIZ	2:30.00
4	Warmuth, Stacey	54	VCM	2:26.64
5	Osborn, Ahelee Sue M	53	UNAT	2:20.29
6	Cook, Jenny L	53	UCLA	2:24.75
7	Groselle, Laura L	50	SYSM	2:29.00
8	Iseppi, Esther	52	AMT	2:30.00
9	Lepinski, Cokie	51	MPM	2:31.99

Heat 8 of 18 Finals

1	Dawson-Cook, Susan E	48	ARIZ	2:37.75
2	Gallagher, Kathy	46	DAMM	2:34.99
3	Macher-Japko, Jean E	45	NITR	2:34.80
4	Shirriff, Janis L	49	USMS	2:33.34
5	Bunch, Brigid J	47	ARIZ	2:31.46
6	Vanderpoel, Nicole L	46	CMS	2:32.89
7	DeLozier, Anna R	47	ARIZ	2:34.13
8	Perry, Rebecca R	46	MAM	2:34.92
9	Cerussi, Jane E	48	DAM	2:35.99

Heat 9 of 18 Finals

1	Ramnath, Fernette P	45	SYSM	2:28.40
2	Block, Andrea J	49	IM	2:25.33
3	Hug, Laurie	46	1776	2:22.22
4	Welting, Laureen K	45	TOC	2:18.64
5	Reynolds, Ellen M	46	SAWS	2:12.77
6	Ward, Lisa A	47	WCM	2:16.26
7	Weiss, Sharon M	48	SNM	2:21.70
8	Crouch, Kim	49	CMS	2:22.33
9	Luallen-Egg, Andrea	45	GSM	2:27.98

Heat 10 of 18 Finals

3	Post, Heather M	40	LVM	3:07.85
4	Heil, Michelle	40	PCAT	2:39.40
5	Sullivan, Suna	44	PNA	2:41.41
6	Schafer, Tricia	41	PHX	3:29.87

Heat 11 of 18 Finals

1	Franklin, Rebecca L	42	VMST	2:37.96
2	Sinitz, Cheryl	42	WMAC	2:35.12
3	Wiggins, Kelly M	42	CLOV	2:35.00
4	Jurey, Mary K	44	TXLA	2:32.07
5	Tobey, Stacey W	42	CMS	2:29.79
6	Goodale, Rainy M	41	NEM	2:30.51
7	Englert, Maribeth M	44	NMMS	2:34.44
8	Settimi, Nora	40	WMAC	2:35.02
9	Hoover, Kim L	44	MOVY	2:35.20

Heat 12 of 18 Finals

1	Blessing, Leigh Ann	41	TCAM	2:29.68
2	Barrow, Jennifer	42	CMS	2:26.00
3	Santos, Debbie M	42	WCM	2:22.90
4	Schmidt, Karen	44	MVN	2:19.92
5	Seider, Wenke K	41	OJAI	2:12.50
6	Hill, Laurel S	42	ARIZ	2:16.66
7	Caterson, Gretchen	44	SCA	2:20.24
8	Rankin, Maureen T	40	PHX	2:23.33
9	Hodgert, Donna M	43	VMST	2:29.38

Heat 13 of 18 Finals

2	Turner, Abby C	26	PHX	2:57.72
3	Richardson, Elyse E	26	AGUA	2:40.71
4	Sarvia, Tricia	28	NEM	2:41.90
5	Stoeger, Amy A	37	UTAH	2:50.00
6	Jacobson, Kristan N	38	QMST	2:40.55
7	Moxley, Shannon L	35	ARIZ	2:45.22

Heat 14 of 18 Finals

1	Pitman, Suni L	35	RMST	2:38.40
2	Gleason, Katherine K	37	ARIZ	2:34.13
3	Limke, Tobi L	36	NBAC	2:28.51
4	Farmer, LeAnne C	39	MVN	2:27.74
5	Lewis, Cynthia J	35	NOVA	2:11.55
6	Henderson, Karen L	36	NMMS	2:25.26
7	Perez, Sarah M	35	WMAC	2:28.50
8	Framke, Erin C	37	CMS	2:31.37
9	Van Enkenvoort, Krista R	37	WMAC	2:37.50

Heat 15 of 18 Finals

1	Park, Angela K	31	WLAC	2:37.83
2	Ksiazek, Kendra	30	SDSM	2:24.92
3	Bill, Kimberly A	30	NCMS	2:23.00
4	Stanley, Ellen	34	WSSC	2:20.15
5	Koch Davis, Laura K	34	WMST	2:15.15
6	Worden, Michelle B	33	ARIZ	2:19.07
7	Lee, Jodi L	33	CMS	2:21.44
8	Carlson, Jennifer M	31	RMST	2:23.78
9	Mayer, Ashley N	31	UNAT	2:27.07

Heat 16 of 18 Finals

1	Cobb, Kathleen M	26	ARIZ	2:29.80
2	Turner, Betsy	27	VMST	2:28.63
3	Bezdek, Summer	26	ARIZ	2:25.00
4	Blair, Heather E	25	OREG	2:22.97
5	Shuss, Audrey R	27	CMS	2:21.67
6	Hester, Jennifer L	27	SWOM	2:22.12
7	Hemelstrand, Julie A	26	ARIZ	2:23.77
8	Michalak, Melanie	27	CRUZ	2:28.34
9	Ward, Julie A	25	UNAT	2:29.80

Heat 17 of 18 Finals

1	Tukua, Rebecca R	28	WCM	2:19.46
2	Van Erden, Jayme K	25	RMST	2:18.89
3	Vukmanic, Jill A	27	1776	2:14.72
4	Chance, Danielle R	29	DBMS	2:12.00
5	Cefalu, Sarah	25	WH2O	2:09.00
6	Hibbard, Kate	26	VMST	2:10.89
7	Parker, Emily S	25	SDSM	2:13.07
8	Gromer, Karen	26	MOST	2:15.04
9	Schneider, Leah R	26	WMAC	2:19.00

Heat 18 of 18 Finals

2	Flacco, Nicole M	24	CVMM	2:40.00
3	Shitkel, Liliya D	21	PNA	2:25.77
4	Fuchs, Lauren	24	CUBU	2:24.43
5	Clapp, Marissa L	23	RICE	2:06.00
6	Yoshimura, Stephanie	24	AWJ	2:19.80
7	Looney, Jessica	22	NEM	2:24.93
8	Stieber, Kelsey M	19	MICH	2:30.01
9	Breitweiser, Carly	20	UTAH	2:53.21

#45 Men 100 Yard Freestyle

Lane	Name	Age	Team	Seed Time
------	------	-----	------	-----------

Heat 1 of 50 Finals

4	Lovell, Gilbert R	78	GAJA	1:33.12
4	Webster, Dale A	85	SDSM	1:27.95
5	Klein, Fred W	95	ARIZ	2:30.00

Heat 2 of 50 Finals

1	Beach, Robert E	80	SPM	1:40.00
2	Wolle, Jordan B	82	SDSM	1:36.84
3	Woods, Albert H	82	GAJA	1:27.09
4	McClow, Richard	80	NWSC	1:25.88
5	Demas, Nickolas P	81	GSM	1:18.22
6	Stolz, Irwin W	81	GAJA	1:26.00
7	Kimball, Ken	80	SDSM	1:36.11
8	Burgess, H. William	82	HIMA	1:39.51

2011 USMS Spring National Championships
Kino Aquatics Center
Meet Program - Sunday, May 1, 2011

Heat 3 (#45 Men 100 Yard Freestyle)

1	Coles, Bill A	75 SDSM	1:25.32
2	Fritz, Jack R	78 ARIZ	1:23.00
3	Shechter, Stanley J	78 AGUA	1:12.00
4	Worth, Al	75 ARIZ	1:09.00
5	Radcliff, David A	77 OREG	1:02.98
6	Bailie, Bob	75 WMST	1:05.64
7	Taft, Peter R	75 SCAQ	1:11.10
8	Thayer, George D	75 OREG	1:13.05
9	Conkey, Jim	79 SNM	1:23.05

Heat 4 of 50 Finals

1	Jones, Bruce D	70 TCAM	1:16.09
2	Dykstra, Bill	74 GOLD	1:15.30
3	Blake, William V	74 MOST	1:11.50
4	Farrell, Jeff	74 SBM	58.00
5	Lieb, Bob A	70 CMS	1:01.00
6	Learmonth, William R	71 O*H*	1:14.96
7	Charlton, Allan	74 MICH	1:15.35
8	Monroe, Thomas A	70 ARIZ	2:28.19

Heat 5 of 50 Finals

1	Magee, Patrick J	69 HMS	1:40.00
2	Freeman, Frank B	65 CVMM	1:12.73
3	Anderson, Fred W	69 OREG	1:09.50
4	Hall, Floyd S	69 MOVY	1:08.87
5	Burr, Ken M	66 WCM	1:06.00
6	Smith, Dave	66 IM	1:09.28
7	Weeks, David	68 DAMM	1:10.00
8	Avery, John H	68 MM	1:15.49

Heat 6 of 50 Finals

1	Burson, William W	66 CMS	1:04.00
2	Boak, Thomas D	67 WMST	1:02.00
3	Olson, Robert H	66 WCM	59.60
4	Elder, James E	67 TOC	57.00
5	Strand, Robert	65 ROSE	55.50
6	Van Baalen, Vinus	68 SDSM	56.25
7	Greenfield, Harry W	65 O*H*	58.50
8	Daniels, Larry N	65 MAAC	1:02.00
9	Voorhees, Dayton	65 CMS	1:03.00

Heat 7 of 50 Finals

2	Antonio, Alex A	56 ARIZ	1:05.87
3	Brown, Terrell J	57 MINN	1:04.09
4	Tarajcak, Dan R	56 PHX	1:01.18
5	Gosha, Joseph D	57 NCMS	1:03.29
6	Keller, John W	55 PNA	1:04.52
7	Adcock, Richard P	55 PNA	1:06.00
8	Charles, Earl J	62 PHX	1:45.30

Heat 8 of 50 Finals

1	Jacobs, Edward L	64 NOVA	1:30.00
2	Fasola, John A	62 SMMM	1:08.00
3	Weiner, H R	61 WMAC	1:05.00
4	Vraspir, Alan D	60 NMMS	1:04.41
5	Colby, Curt	61 CMS	1:03.84
6	Varner, Tim	60 CMS	1:04.02
7	Peterson, Steven B	64 PNA	1:04.80
8	Fuller, Vern	63 ARIZ	1:07.00
9	Haddock, Rand	63 ARIZ	1:20.00

Heat 9 of 50 Finals

1	Shoor, Kenneth M	62 LAPS	1:03.00
2	Kane, Marshall	61 ARIZ	1:02.00
3	Warner, Frank	62 PNA	1:00.60
4	Lintz, Steve	60 SNM	59.75
5	Rollins, Bruce W	61 WMST	58.77
6	Lucas, James B	60 SCAQ	59.70
7	Mc Clelland, Mac D	62 MAM	1:00.25
8	Brzezinski, Jay	64 PALM	1:01.42
9	Johnston, Michael B	60 PHX	1:02.03

Heat 10 of 50 Finals

1	Meyerhoff, Rick	64 TAM	58.00
2	Bernard, Alan D	61 MPM	57.40
3	Stanley, Mark	60 SRM	55.56
4	DeWitt, Peter	60 DLMA	55.37
5	Bryan, Todd A	60 CMS	54.50
6	Gruber, Glenn A	61 VCM	54.92
7	Heck, Steven V	61 MOST	55.55
8	Walker, Rick B	60 SYSM	56.85
9	Dasch, Vern E	61 OREG	57.50

Heat 11 of 50 Finals

1	Orlikoff, Michael S	56 PHX	1:01.01
2	Christensen, Thomas F	55 LVM	1:00.35
3	Stanton, Wright	59 RGSC	1:00.11
4	Holmes, David B	57 TOC	1:00.00
5	Larson, Allen J	58 OREG	59.63
6	McLintock, John	56 SDSM	59.92
7	Fisk, Floyd M	59 SAWS	1:00.04
8	Smith, Gregory Z	57 NMMS	1:00.18
9	Christie, Scott H	55 VCM	1:00.48

Heat 12 of 50 Finals

1	Fox, Richard E	55 ELG	59.60
2	Marsh, Russell L	55 CMS	59.04
3	Ortiz, Keith	55 NMMS	58.91
4	Meacham, Kevin G	55 LVM	58.71
5	Caligiuri, Dan A	55 UNAT	58.50
6	Tupitza, Charles W	56 WAVA	58.71
7	Bovard, Ralph S	58 MINN	58.82
8	Hernlen, G Tracy	57 VMST	59.00
9	Weber, Gregory J	57 LIB	59.30

Heat 13 of 50 Finals

1	Modjeska, Mark E	58 ARIZ	58.47
2	Miller, Chris E	57 LVM	58.20
3	Kendrick, James A	58 PNA	57.81
4	Eggar, Jack D	58 ELG	56.69
5	Knowles, Percival A	56 SWIF	56.32
6	Ross, Robert J	56 SCAQ	56.50
7	Taylor, Gordon S	59 PHX	57.05
8	Peyton, Mike W	55 OREG	57.96
9	Finn, Peter R	57 DOC	58.40

Heat 14 of 50 Finals

1	Fowler, Gregory L	57 MVN	56.29
2	Paul, Gordon M	58 CLOV	56.00
3	Williams, Bruce F	57 RICE	55.99
4	Hickcox, Tom	58 ARIZ	55.27
5	Wall, Dan	55 ADMS	54.89
6	Breen, David L	55 MELO	55.20
7	Puhse, Neil	55 UNAT	55.68
8	Pettibone, John H	56 SNM	56.00
9	Schmitz, Robert L	58 NCMS	56.29

Heat 15 of 50 Finals

1	Wilson, Robert H	59 NMMS	54.67
2	Delaney, Mike J	56 NEM	54.43
3	Gooding, Jack W	57 PCAT	54.00
4	Bohlsen, Ross P	56 BLU	53.74
5	Gandee, Brad	56 GMUP	53.50
6	Waterbury, Stuart S	57 CMS	53.50
7	Stambaugh, Stephen E	56 1776	54.00
8	Ryder, Mike J	56 SNM	54.16
9	Heather, Michael R	56 MVN	54.54

Heat 16 of 50 Finals

1	van Boer, Eric D	56 RHMS	53.50
2	Supple, Robert C	56 NMMS	52.50
3	Blatt, Michael J	55 VCM	52.10
4	Horner, Brad	56 WMAC	51.10
5	Groselle, Jack R	56 SYSM	49.00
6	Druz, Loren	55 WCM	51.00
7	Roth, Barry	56 ARIZ	51.94
8	Middleton, Marc D	59 BLU	52.40
9	Martin, Doug	57 ARKM	53.00

Heat 17 of 50 Finals

1	Baum, Randall L	53 PHX	1:29.00
2	McCarthy, Shaun	50 PCAT	1:08.44
3	Zabotkine, Nikolai V	51 LVM	1:06.30
4	Kishi, Glen Y	52 ARIZ	1:04.70
5	Rosania, JR L	52 PHX	1:02.50
6	Hobbess, Calvin	50 ARIZ	1:05.65
7	Goshert, Brett D	50 PHX	1:07.00
8	Levy, Aaron	52 WH2O	1:09.66

Heat 18 of 50 Finals

1	Sheahan, Dan	53 SWAT	1:01.36
2	Gevers, Willy	51 PNA	59.00
3	Irwin, John	50 UNAT	58.00
4	Vargas, Daniel	50 ARIZ	57.90
5	Tsuzuki, Ed M	52 GSM	57.57
6	Neiswonger, Richard J	51 MVN	57.60
7	Hemstreet, Gregory A	51 NITR	58.00
8	Siegfried, Todd L	52 MINN	58.05
9	Graham, Errol	51 WH2O	59.00

Heat 19 of 50 Finals

1	Kristek, Tom	54 NITR	57.52
2	Watkins, Doug	50 PPSL	57.48
3	Richardson, Rob K	50 ARIZ	57.00
4	O'Brien, Kerry L	54 WCM	55.80
5	Richardson, Terry	50 ARIZ	55.00
6	Dixon, Kirk E	52 NAST	55.10
7	Alexander, Peter D	52 WMAC	56.37
8	Orr, James W	52 PNA	57.26
9	Fisher, Dennis E	51 CSMT	57.50

2011 USMS Spring National Championships
Kino Aquatics Center
Meet Program - Sunday, May 1, 2011

Heat 20 (#45 Men 100 Yard Freestyle)

1	Tarpinian, Stephen	50 METR	54.80
2	Franklin, Sam D	53 LVM	54.50
3	Emison, Thomas W	52 MINN	54.00
4	Nolte, Christopher C	54 CMS	53.99
5	Sumerfield, Bill H	50 OREG	53.77
6	Richey, Steven C	50 MSMA	53.86
7	Wilson, Kurt E	51 CRUZ	54.00
8	Bove, Kevin M	54 AAAA	54.45
9	Albright, Philip W	51 MVN	54.74

Heat 21 of 50 Finals

1	Pogue, Jim H	50 MICH	53.51
2	Johnson, Brian K	50 LAPS	53.00
3	Garside, Simon P	50 LAPS	52.75
4	Reed, Clay F	54 CRUZ	52.60
5	Davis, Stephen M	52 SCA	51.39
6	Hallahan, Jack	50 OAM	52.55
7	Evans, Mark E	53 DAM	52.75
8	Soltys, Ted J	50 NWSC	53.00
9	Rose, Cameron D	51 SAWS	53.47

Heat 22 of 50 Finals

1	Klein, Jonathan E	53 NCMS	51.15
2	Sherman, Bill	52 MOVY	51.00
3	Guthrie, David M	50 TXLA	50.57
4	Anderson, Bruce A	50 UNAT	49.66
5	Gaines, Ambrose	52 BLU	47.50
6	Kammerer, Richard F	53 RICE	49.25
7	Hafner, Paul A	50 ARIZ	50.00
8	Bank, Holden J	51 BLU	51.00
9	Scott, Greg C	51 CMS	51.00

Heat 23 of 50 Finals

1	Lauritano, Giuseppe A	37 SDSM	1:21.53
2	Tripp, Justin L	39 NMMS	55.45
3	Wen, Patrick J	38 WCM	55.30
4	Beaver, Jack	38 PHX	55.30
5	Castleton, Tom	39 ROSE	55.34
6	Jacobsen, Michael T	37 WMAC	57.37
7	Baldacci, Joseph J	45 SDSM	1:03.10
8	Doherty, Rob	48 UNAT	1:02.32
9	Hancock, Trey	45 RGSC	1:07.00

Heat 24 of 50 Finals

1	Wagner, Michael J	48 PHX	1:00.85
2	McCulloch, Andrew S	45 CMS	1:00.00
3	Coates, Ed M	45 TXLA	59.00
4	Severance, David A	48 WMAC	58.41
5	Carrasco, Juan J	46 FLAQ	56.80
6	Mc Ginley, Patrick B	47 ROSE	57.00
7	Royko, Mark D	46 MGM	58.44
8	Camacho, Raymond E	46 WH2O	59.50
9	Weiss, Scot H	46 BLU	1:00.00

Heat 25 of 50 Finals

1	Hagen, Dean	48 ARIZ	56.71
2	Cotton, Casey	46 WFLY	56.43
3	Ulm, Mark J	45 UNAT	56.30
4	Becker, John C	47 ARIZ	56.23
5	Garcia Carranza, Jaime	46 SJIN	55.86
6	Bodine, Chuck D	48 ARIZ	56.00
7	Taylor, Tim A	49 ARIZ	56.24
8	Henricks, Ed P	48 SNM	56.40
9	Banks, Peter J	47 UNAT	56.44

Heat 26 of 50 Finals

1	Whitney, Timothy C	46 PCAT	55.76
2	Kline, Richard L	48 CMS	55.00
3	Hubert, Craig J	46 JAM	55.00
4	Condon, Doug	48 TVM	54.70
5	Swanberg, Mike	49 AQST	54.17
6	Lentz, Randy	48 MINN	54.28
7	Dajnowicz, Mark A	45 SCA	54.91
8	Alexander, Jeff	47 WMAC	55.00
9	Woudwijk, Rik	45 LAPS	55.76

Heat 27 of 50 Finals

1	Shumate, Tim P	49 NOVA	53.90
2	Valley, Eric	49 PNA	53.03
3	Cleaver, Oliver	48 SAWS	52.60
4	Bailey, Mason T	46 NCSM	52.20
5	McCool, Chris	46 UNAT	50.21
6	Carpenter, Michael J	46 MSMA	51.68
7	Volzing, Mace P	46 WAMS	52.55
8	Wall, Chris L	49 SCAQ	52.72
9	Cotton, Dan	48 ARIZ	53.87

Heat 28 of 50 Finals

1	Jimenez, Carlos A	46 RICE	50.13
2	De Biase, Terry A	46 ARIZ	50.00
3	Safa, Eddie	48 SCA	49.50
4	Jones, Brian A	45 NAM	49.00
5	Breazeale, Nathan M	47 TXLA	48.32
6	Segal, William N	46 JAM	48.50
7	Fulbeck, Kip	46 WMAC	49.00
8	Stewart, Henry D	47 NCMS	49.89
9	Thompson, Garrett J	48 LVM	50.00

Heat 29 of 50 Finals

1	Linnborn, Scott R	41 NITR	1:09.64
2	Gates, Steven T	44 UNAT	1:05.11
3	Corey, Carter	41 UNAT	59.10
4	Beck, Jonathan P	40 SLAM	56.19
5	Wood, Jeffrey E	41 NEM	55.77
6	Mc Donald, Dale L	42 ARIZ	56.00
7	Gallagher, Sean W	42 DAMM	56.50
8	Young, Michel F	40 VCM	1:00.00
9	Fitzgerald, Patrick G	43 NITR	1:07.00

Heat 30 of 50 Finals

1	Hunt, David N	44 CRUZ	55.70
2	Montgomery, William D	44 ARIZ	55.60
3	Karren, John	43 UTAH	55.50
4	Minkey, Donald J	43 WMAC	55.00
5	Anconetani, Anthony H	40 NITR	54.99
6	Carter, Brandon J	40 MMSW	55.00
7	Belnap, Mark	41 UTAH	55.19
8	McLeod, Bret	42 NOVA	55.55
9	Johnson, Bowen M	44 PHX	55.69

Heat 31 of 50 Finals

1	Norman, Charles L	44 PNA	54.93
2	Nicholas, Kent M	44 ARIZ	54.71
3	Jacobi, Jim N	43 PCAT	54.20
4	Kent, Aric E	40 MYST	53.91
5	Steen, Peter	41 NMMS	53.50
6	Hunsaker, Eric C	41 SLAM	53.52
7	Gomez, Felipe	43 NCMS	54.14
8	Young, Timothy	40 WMAC	54.30
9	Pazmino, Jorge E	41 CMS	54.87

Heat 32 of 50 Finals

1	Biddle, Brad	42 PHX	53.13
2	Ogorzelec, Gregg A	44 WH2O	52.99
3	Fletcher, Kevin A	40 ADMS	52.80
4	Boosin, Michael J	44 SCAQ	52.52
5	Kuykendall, Jeff J	41 MVN	52.41
6	Ellis, Andrew F	42 TERR	52.42
7	Chung, John W	40 VCM	52.77
8	Powell, Steven T	43 LAPS	52.85
9	White, James H	40 BSLM	53.08

Heat 33 of 50 Finals

1	Dietrich, Jim	40 NOVA	52.21
2	Nilsen, David B	42 PHX	51.95
3	Hoftyzer, Ernie	41 DAM	51.02
4	Henderson, Kevin C	41 NMMS	50.93
5	Mitchell, Jeffrey A	42 MVN	50.59
6	Power, Michael L	43 WMAC	50.62
7	Moran, Marty	44 SCYM	51.01
8	Chebotarev, Oleg	42 JAM	51.90
9	Read, David M	42 FLAQ	52.13

Heat 34 of 50 Finals

1	Bockius, Ted C	44 UNAT	50.43
2	Andersen, Morten	40 NCMS	50.24
3	Baleka, Siphwe K	40 UNAT	50.15
4	Nygren, Mats O	44 PNA	50.00
5	Wermuth, Michael	43 UNAT	49.55
6	Sumner, David M	40 MVN	49.90
7	Kirker, John J	40 NOVA	50.13
8	Rosinski, Thomas J	41 CMS	50.20
9	Duus, Gabe G	40 SWMS	50.40

2011 USMS Spring National Championships
Kino Aquatics Center
Meet Program - Sunday, May 1, 2011

Heat 35 (#45 Men 100 Yard Freestyle)

1	Decker, Nicholas W	43 NMMS	49.51
2	Hiltabiddle, Steve	44 JAM	49.20
3	Tiltmann, Laren A	41 WMAC	48.50
4	Davis, Ross C	44 WMST	47.99
5	Dennison, Keith	40 LVM	47.87
6	Varozza, Mike J	43 TXLA	47.92
7	McClung, Paton M	41 LJSM	48.04
8	Mehok, George K	43 O*H*	49.03
9	McDonough, John C	42 CONN	49.33

Heat 36 of 50 Finals

1	Ashmore, David	36 SMSC	55.18
2	Theofilidis, Georgios	39 AGUA	54.98
3	Urquhart, Mark J	36 PNA	54.40
4	Valle, Marc A	37 ARIZ	54.34
5	Hamm, Eric	38 MSMA	53.39
6	Cantrell, Mike S	39 MICH	53.45
7	Ashmore, Michael	39 SMSC	54.34
8	Wong, Douglas L	35 CMS	54.85
9	Nakahodo, Sidney	35 NCYM	55.00

Heat 37 of 50 Finals

1	Dongvillo, Mike	36 WLAC	52.80
2	Melnick, Jesse	38 ARIZ	52.50
3	Hadley, Edward J	38 ARIZ	52.34
4	Foster, Jared	35 CMS	51.80
5	Ruminski, Greg	36 UNAT	51.50
6	Glass, Mark W	36 DAMM	51.54
7	Foster, Ryan F	35 LJSM	52.14
8	Gillilan, William J	39 NMMS	52.49
9	Butcher, Rob	38 SYSM	52.80

Heat 38 of 50 Finals

1	Gomes, Leonardo R	36 GB	51.15
2	Schmerker, John T	35 PCAT	50.48
3	Nordmann, Michael T	38 WMST	50.01
4	Wegner, Dan	39 LVM	49.85
5	Mitchell, Justin W	35 WLAC	49.26
6	Stich, Darryl D	35 WMAC	49.82
7	Turner, Jason M	35 PHX	49.89
8	Fernandez, Dickie	39 NOVA	50.13
9	Baldwin, Craig M	36 SNOW	51.00

Heat 39 of 50 Finals

1	Jacobson, Brian L	37 MINN	49.17
2	Ohman, Niclas K	36 NEM	48.42
3	Mull, Alec	39 MICH	48.19
4	Christoffel, Ben J	35 ISF	47.32
5	Wanie, Lee G	37 TOC	47.00
6	Blessing, Tyler J	38 TXLA	47.19
7	Comings, Jeff P	37 PHX	47.50
8	Raese, T R	38 IM	48.27
9	Wainwright, Joel M	37 ARIZ	48.44

Heat 40 of 50 Finals

1	Orr, Boyd A	25 VMST	54.34
2	Swick, John T	27 ARIZ	53.51
3	Eden, Tony	25 UNAT	52.19
4	Ponce, Jose A	28 PHX	51.26
5	Taylor, Denton S	26 PHX	51.26
6	Miller, Joshua S	25 CSMT	53.47
7	Tolman, Brian A	28 UNAT	54.21
8	Gosa, Joshua M	30 WMAC	1:08.06

Heat 41 of 50 Finals

1	Glaeseman, David	31 ARIZ	1:00.10
2	McGowan, Sean M	30 AGUA	57.67
3	Hwang, Wayne	33 NOVA	55.03
4	Francis, Tyler M	30 VOSY	55.00
5	Boeke, Lonny	33 WLAC	55.00
6	Ramirez, Miguel	31 MVN	55.00
7	Scott, Ryan C	33 WLAC	55.01
8	Stanton, Jeremiah	30 RGSC	57.60
9	Ghazarian, Rich	34 ROSE	58.45

Heat 42 of 50 Finals

1	Willis, Nick	33 DAM	55.00
2	Bergstedt, Brent M	30 CMS	53.83
3	Ash, Jeffrey M	34 NEM	53.21
4	Wallach, Ted A	32 ARIZ	52.87
5	Hannah, DJ	34 PHX	52.40
6	Sikich, Christopher P	32 NAST	52.50
7	Mulcahy, Ryan P	33 MGM	53.00
8	Lindstrom, John E	33 IM	53.31
9	Dallamura, Scott J	32 NCMS	54.72

Heat 43 of 50 Finals

1	Herman, Adam L	31 UNAT	52.15
2	Strahota, Jeffrey R	30 TERR	51.28
3	Mills, Jamie	34 LIB	50.90
4	Gaggero, David	34 TOC	49.68
5	Keefe, Michael R	30 SWOM	49.03
6	Krajewski, Thomas J	32 ISF	49.50
7	Wight, R Alan	30 SWOM	50.32
8	Asti, Trevor	33 MICH	51.00
9	Daniels, Philip J	33 GAJA	51.45

Heat 44 of 50 Finals

1	Greves, Richard	33 NEM	48.76
2	Doak, Kevin	30 MICH	47.51
3	Palumbo, Gregory T	30 WH2O	47.39
4	Morris, Chad	34 MGM	47.28
5	Gaines, Billy	30 VMST	47.18
6	Conway, Adam M	32 TVM	47.22
7	Menezes, Marcio P	31 TXLA	47.39
8	Javorski, John	32 MGM	47.45
9	Gallagher, Brendan M	30 GSM	47.85

Heat 45 of 50 Finals

1	Krieger, Matthew C	29 ARIZ	51.00
2	Ko, Scott Y	28 CMS	50.80
3	Burnett, Andrew B	28 ALEX	49.83
4	Ziegler, Connor	25 UNAT	49.72
5	Clark, Samuel	25 HMS	49.50
6	McCaffrey, Garrett W	28 PHX	49.53
7	Smith, Gordon R	25 ARIZ	49.79
8	Barley, Adam S	29 VMST	50.55
9	Ruch, David W	29 LJSM	50.96

Heat 46 of 50 Finals

1	Bellamy, Robert D	29 NOVA	47.15
2	Candido, Rafael M	28 CSMT	47.00
3	MacLennan, Brett	26 WH2O	46.99
4	Santoro, Antonio	28 WLAC	46.60
5	Shores, Kyle M	25 PHX	44.22
6	DeBerry, Tyler	27 ARIZ	45.24
7	Rollins, Dave E	26 ARIZ	46.84
8	Thompson, Craig	25 WH2O	47.00
9	Campione, Dan	25 MGM	47.01

Heat 47 of 50 Finals

3	Halvorson, John T	20 HMS	58.00
4	Delphia, Collin A	24 UNAT	56.51
5	Culver, Jacob M	22 MICH	55.48
6	Boudreau, Benjamin B	21 DUCK	55.52
7	Neuberger, Kyle J	22 UTAH	56.65

Heat 48 of 50 Finals

1	Bettini, Federico	21 HMS	55.21
2	Vasilias, Brenan	23 DUCK	55.00
3	Songin, John A	23 DAMM	54.50
4	Diaz-Arias, Lucas A	20 CMS	54.25
5	Whitefield, Benjamin G	21 PNA	54.01
6	Phelan, Cole E	19 PNA	54.08
7	Anderson, Travis W	23 ARIZ	54.28
8	Lintz, Ian M	24 SNM	54.76
9	Rogers, Chris S	18 ARIZ	55.01

Heat 49 of 50 Finals

1	Becherer, Justin C	18 DUCK	53.30
2	Veintimilla, Miguel	23 ROSE	52.86
3	Laney, Maxwell B	23 ARIZ	52.10
4	Sprinkle, Baden P	23 HMS	51.15
5	Fisk, Jared M	18 SAWS	50.48
6	Wohl, Adam M	24 MICH	51.10
7	Ieronimo, Tom J	22 ARIZ	52.03
8	Vandruff, Thomas C	18 UNAT	52.54
9	Jenkins, Brian T	23 SDSM	53.00

Heat 50 of 50 Finals

1	Ragland, John C	23 ARKM	49.93
2	Rodriguez, Miguel L	24 NCMS	49.90
3	Taylor, Dylan	24 PHX	48.58
4	Bourne, Sean T	21 ARIZ	48.00
5	Frantz, Robert S	23 NCMS	46.29
6	Carlson, Andrew	24 NCMS	47.35
7	Chapman, Chris J	24 PNA	48.01
8	Freds, Keaton S	19 SWOM	49.01
9	Naranca, Marin	22 PHX	49.90

#46 Women 100 Yard Freestyle

Lane	Name	Age	Team	Seed Time
Heat 1 of 33 Finals				
1	Wolle, Marian E	83	SDSM	2:50.00
2	Anderson, Jody	81	CMS	1:55.00
3	Bohl, Nan	82	MOVY	1:27.41
4	Murray, DJ	81	LCM	2:03.99
5	Hajost, Rosemary	78	RMST	2:15.00
6	Hastings, Patricia B	75	MM	1:31.46
7	Wheatley, Diane	77	MOST	1:42.39
8	Cooper, Mary Anne	96	UNAT	4:00.00

2011 USMS Spring National Championships
Kino Aquatics Center
Meet Program - Sunday, May 1, 2011

Heat 2 (#46 Women 100 Yard Freestyle)

2 Chase, Lida G	72 HIMA	1:50.00
3 Fritz, Jill D	70 ARIZ	1:35.35
4 Clifford, Gynt	72 SDSM	1:18.74
5 Schreiner, Beth	70 VMST	1:11.07
6 Birkhead, Jane C	70 MOST	1:18.50
7 Case, Mary Ann	71 ARIZ	1:30.28
8 Bolar, Sally A	71 ARIZ	1:36.00

Heat 3 of 33 Finals

1 Darnold, Maryellen	68 UNAT	2:32.12
2 Schmock, Gretchen K	68 ARIZ	1:32.85
3 Apodaca, Joyce R	67 ARIZ	1:30.00
4 Conkey, Nancy	66 SNM	1:23.30
5 Hill, Marcia M	66 AGUA	1:22.94
6 Ackley, Ella B	68 MM	1:23.71
7 Weinberg, Wendy L	65 PHX	1:31.88
8 Avery, Susan H	69 MM	1:46.38

Heat 4 of 33 Finals

1 Tyler, Sarah L	66 SNM	1:22.59
2 Anziano, Marcia	66 CMS	1:21.05
3 Durrant, Betsy	69 VMST	1:16.97
4 Sosnoski, Diane A	66 WCM	1:14.00
5 Bednar, Christy	66 DAMM	1:12.97
6 Todd, Diana F	67 SNM	1:13.82
7 Webb, Linda	65 FLAQ	1:15.01
8 Ridout, Nancy J	69 TAM	1:18.00
9 Mc Partland, Peg K	69 MAM	1:22.00

Heat 5 of 33 Finals

1 Gulbrandson, Pamela	57 UNAT	1:45.81
2 Gruender, Mitzi E	55 ARIZ	1:32.70
3 Mullen, Margaret J	55 IM	1:22.35
4 Laney, Judith B	58 CMS	1:13.08
5 Renno, Kathy	58 ARIZ	1:18.58
6 Schneider, Mary P	58 WMAC	1:27.41
7 Duane, Debbie	56 ARIZ	1:33.00
8 McCarthy, Mary	63 UNAT	1:46.20
9 Simmons, Pam	62 PCAT	2:00.00

Heat 6 of 33 Finals

1 Bronson, Julie L	61 SCAQ	1:45.20
2 Weston, Susan E	60 SDSM	1:30.00
3 Christenson, Candy J	64 WMAC	1:22.65
4 Felton, Anezka G	63 TOC	1:12.74
5 Tukua, Karen M	61 WCM	1:10.78
6 Gettling, Janet	62 OREG	1:11.80
7 Reid, Colleen G	61 HIMA	1:14.50
8 Baker, Gini M	60 SDSM	1:29.90
9 Nore, Jennifer P	63 PHX	1:44.61

Heat 7 of 33 Finals

1 Menard, Joanne	63 ARIZ	1:10.50
2 Dillon, Sally A	64 PNA	1:08.97
3 Preissler, Stella	62 PNA	1:07.25
4 Schmidt, Jonelle	60 ARIZ	1:06.00
5 Miller, Celeste	61 SNM	1:05.00
6 Murphy, Patricia B	60 UNAT	1:05.63
7 Altman, Christie	61 ARIZ	1:06.08
8 Guthrie, Sally K	61 MICH	1:07.90
9 Shoenberger, Linda R	63 TAM	1:09.23

Heat 8 of 33 Finals

1 Dougherty, Mindy M	58 MVN	1:13.08
2 Hood, Patricia B	55 1776	1:13.00
3 Watts, Sue N	56 1776	1:11.33
4 Litman, Jill	55 NEM	1:08.56
5 Wolff, Melinda S	58 1776	1:07.58
6 Wymelenberg, Lynn A	55 RMST	1:08.43
7 Girard, Mikey G	57 ARIZ	1:10.90
8 Meteyer, Beverly B	57 LVM	1:12.90
9 Kaplan, Betty C	56 CMS	1:13.05

Heat 9 of 33 Finals

1 Quinn, Phyllis E	55 TOC	1:06.32
2 Glassman, Debbie A	57 PNA	1:04.50
3 Steiger, Regula E	59 SVB	1:03.50
4 Kryka, Nancy	56 MINN	1:01.15
5 Val, Laura B	59 TAM	57.50
6 Morrison, Lynn	56 PCAT	58.80
7 Rosener, Karen K	57 CMS	1:01.50
8 Valdez, Elaine S	55 MOST	1:04.22
9 Hilpert, Bess	55 TXLA	1:05.30

Heat 10 of 33 Finals

1 Michelle, Chrissa	51 PHX	1:30.00
3 Knowles, Nancy C	53 SWIF	1:16.27
4 Harrington, Sue	53 OREG	1:10.00
5 Peterson, Kristen A	50 NMMS	1:11.40
6 Bledsoe, Joyce P	51 NEM	1:26.26
7 Raman, Marie E	54 PHX	2:30.00

Heat 11 of 33 Finals

1 Woodard, Alis Rojas	50 NCMS	1:09.67
2 Moore Barnett, Barbara	50 UNAT	1:08.40
3 Bartholomew, Kirsten F	52 LAPS	1:08.00
4 Britton, Becky A	50 MINN	1:07.67
5 Wheeler, Barbara C	54 TAM	1:07.00
6 Corliss, Linda L	51 NMMS	1:07.50
7 Kusseling, Brooke L	50 RMST	1:08.00
8 Del Greco, Jane B	54 IM	1:08.36
9 Sutherland, Erica	51 MPM	1:08.81

Heat 12 of 33 Finals

1 Van Cleave, Julie M	52 WMAC	1:05.78
2 Grilli, Tracy L	54 NEM	1:04.99
3 Tatnall, Suzy C	51 CMS	1:03.70
4 Oliver, Karen M	51 UTAH	1:02.08
5 Buck, Donna M	52 OREG	1:01.48
6 Wenzel, Chris	51 FLAQ	1:01.81
7 Stokes, Karin E	50 NEM	1:02.69
8 Breen, Barbara L	52 MELO	1:04.20
9 Hajost, Cynthia M	51 RMST	1:05.46

Heat 13 of 33 Finals

1 Lockhart, Christine N	52 UNAT	1:01.11
2 Terhorst, Hermine M	52 SRM	1:00.12
3 Granger, Traci S	53 LAPS	59.50
4 Heuer, Brigitte	50 WMST	58.81
5 Jones, Eney	50 DAMM	55.40
6 Garnier, Kathy L	50 CMS	56.42
7 Newell, Suzanne P	52 VMST	59.33
8 Bennett, Lisa A	54 VMST	59.89
9 Ingraham, Susan R	51 MOST	1:00.19

Heat 14 of 33 Finals

1 Leonardo, Julie	39 LVM	1:12.00
2 Wegner, Karin M	38 LVM	1:03.50
3 McEwen, Kathryn A	38 ARIZ	1:03.46
4 Ashmann, Chericka L	37 PNA	1:11.94
5 Carlin-Roth, Jennifer	42 FCST	1:33.15
6 Langman, Loralie	44 MINN	1:20.78
7 Schafer, Tricia	41 PHX	1:28.00
8 Ramos, Wendy	46 PHX	1:35.00

Heat 15 of 33 Finals

1 McClure, Pam	47 RAY	1:25.42
2 O'Sullivan, Tara	45 PHX	1:22.70
3 Greedy, Lisa G	46 PCAT	1:13.08
4 Creswell-Liotta, Brenda	48 PHX	1:09.53
5 Segal, Leigh G	46 JAM	1:08.22
6 Burton, Kim L	48 MVN	1:08.88
7 Latt, Melissa J	47 SCAQ	1:09.63
8 Courtright, Lois W	49 PHX	1:19.00
9 Felicissimo, Dawn	47 CMS	1:25.00

Heat 16 of 33 Finals

1 Emison, Pam H	46 MINN	1:07.45
2 Roose, Lynn R	47 WLAC	1:06.06
3 Dobbis, Theresa A	48 MVN	1:05.23
4 Benedict, Anita	47 HEAT	1:05.13
5 Parsons, Susan D	48 ARIZ	1:04.94
6 Behseresht, Michelle A	45 WMST	1:05.01
7 Coffee, Cassandra	49 MPM	1:05.20
8 Moyer, Michelle A	48 RMST	1:05.39
9 Whitney, Jamie F	46 PNA	1:06.48

Heat 17 of 33 Finals

1 Waeschle, Karen L	48 CMS	1:04.90
2 Goodwin, Barbara S	46 LAPS	1:03.00
3 Richell, Kelly A	45 MVN	1:02.73
4 Gallagher, Kathy	46 DAMM	1:02.01
5 Groves, Lisa J	46 MACH	1:01.87
6 Rearwin, Laura	46 OJAI	1:01.90
7 Davis, Lisa N	48 NMMS	1:02.26
8 Alexander, Michi	47 WMAC	1:03.00
9 McCue, Marika W	48 PHX	1:04.40

Heat 18 of 33 Finals

1 Henry, B J	47 WCM	1:01.33
2 Smith, Laura K	45 ARIZ	1:00.65
3 Stenford, Tani R	45 PNA	59.24
4 Sappey, Collette H	46 CMS	58.90
5 Hunt, Allison	47 ALMA	58.17
6 Major, Becki P	47 ARIZ	58.19
7 Godges, Arlette A	46 SCAQ	59.00
8 Stiles, Jasmine	45 SDSM	59.86
9 Hagadorn, Heather	46 CMS	1:01.00

Heat 19 of 33 Finals

1 Delmage, Arlene	48 OREG	57.75
2 Scott-Kube, Anna T	48 CMS	57.50
3 Cleavenger, Becky	47 CVMM	57.06
4 Rapuano, Lisa O	45 NBAC	54.67
5 Willeboordse, Fall	45 AGUA	52.66
6 Welting, Laureen K	45 TOC	54.23
7 Nowak, Elizabeth A	47 NCMS	56.05
8 Voorhees, Carolyn C	49 MARY	57.50
9 Wygal-Springer, Dianne L	45 ARIZ	57.74

2011 USMS Spring National Championships

Kino Aquatics Center

Meet Program - Sunday, May 1, 2011

Heat 20 (#46 Women 100 Yard Freestyle)

1	Ahlemeyer, Rayann L	42 ARIZ	1:19.00
2	Jackson, Kirsten L	42 LVM	1:15.00
3	Borton, Joan	41 ROSE	1:11.30
4	Englert, Maribeth M	44 NMMS	1:07.89
5	Katsaros, Sheryl K	41 RMST	1:04.72
6	White, LeighAnn	41 CMS	1:07.66
7	Goldsmith, Dara	44 SLV	1:11.09
8	Coupe, IngaLisa	41 LAPS	1:14.45
9	Maly, Cleary	41 QMST	1:17.37

Heat 21 of 33 Finals

1	Sussman, Heidi R	42 CRUZ	1:03.75
2	Hunt, Annette	40 CRUZ	1:03.66
3	Cantrell, Connie S	40 MICH	1:03.26
4	Lipson, Christy E	41 CMS	1:02.50
5	Jackson, Nicole	41 WMAC	1:02.18
6	Mare, Jeannette L	44 ARIZ	1:02.31
7	Bonfilio, Dawn A	42 NCMS	1:02.84
8	Heil, Michelle	40 PCAT	1:03.50
9	Heaphy, Alison G	44 ADMS	1:03.71

Heat 22 of 33 Finals

1	Fazio, Heather A	40 PHX	1:01.12
2	Dixon, Lou Ann	43 GRIN	1:00.45
3	Tobey, Stacey W	42 CMS	58.25
4	Dawson, Deborah	42 NBAC	58.00
5	Hart, Sheri L	40 PNA	52.99
6	Gary, Kristin J	43 REDT	53.85
7	Seavall, Kelly J	42 CMS	58.00
8	Richardson, Kim G	42 CMS	58.69
9	Quarantino, Aimee M	41 CMS	1:00.50

Heat 23 of 33 Finals

1	Tate, Julie	38 UTAH	1:03.44
2	Lawrie, Dawn J	35 COLU	1:01.98
3	Jacobson, Kristan N	38 QMST	1:01.66
4	Hankins, Malena	37 GAJA	1:01.04
5	Zajdzinski, Margaret M	39 ARIZ	59.80
6	Wilson, Ann S	36 CRUZ	1:01.00
7	Fridly, Diana	39 ARIZ	1:01.50
8	Wortley, Michelle L	35 CMSC	1:01.80
9	Pitman, Suni L	35 RMST	1:02.38

Heat 24 of 33 Finals

1	Decker, Teddy S	38 NMMS	59.50
2	Lee, Kristi D	35 SAWS	58.00
3	Speckman, Channa L	36 CMS	57.00
4	Schaetz, Trina R	38 WMAC	55.55
5	Braun, Erika L	39 NCMS	51.30
6	Hugo, Brandy N	38 WSSC	52.95
7	Jeter, Kimberly S	39 PNA	56.22
8	DeHaven, Kathleen	39 CMS	57.99
9	Lee-Hosfeld, Jaimie L	35 ARIZ	58.50

Heat 25 of 33 Finals

2	Coussa, Aleigh R	23 ARIZ	1:12.00
3	Perry, Elisabeth	24 CUBU	1:03.21
4	Grundy, Allison G	21 DUCK	1:04.25
5	Robertson, Suzanne C	25 SCAQ	1:05.19
6	McKinney, Kerri D	27 PHX	1:07.30
7	Fuller, Lacy K	31 CMS	1:16.38
8	Welch, Kimberly J	33 ARIZ	1:40.00

Heat 26 of 33 Finals

1	Tierman, Joy	32 SCAQ	1:07.19
2	Pelletier, Hillary	34 NEM	1:01.93
3	Van Horn, Alaina L	30 CUBU	1:00.21
4	Nehrebecki, Helene	31 ARIZ	59.84
5	Frisch, Alexandria	32 REDT	57.60
6	Hiebert, Stephanie I	33 SLAM	59.30
7	Stutzke, Crystal A	30 CMS	59.85
8	Thayer, Kathleen	31 SWMS	1:01.50
9	Hadiashar, Maryam	32 PHX	1:06.00

Heat 27 of 33 Finals

1	Uhl, Alicia K	34 NCMS	57.57
2	Worden, Michelle B	33 ARIZ	56.43
3	Vucinich, Elizabeth A	30 WH2O	55.50
4	Grover, Mollie K	30 TERR	54.27
5	Caldas, Hannah	33 ARIZ	51.75
6	Kilian, Caroline A	30 ARIZ	53.30
7	Newton, Rebecca L	34 SCA	54.95
8	Wilhite, Noelle M	31 IM	55.75
9	Ksiazek, Kendra	30 SDSM	57.32

Heat 28 of 33 Finals

1	Seaman, Kim A	27 GAJA	1:04.62
2	Massey, Melissa K	29 RAY	1:03.61
3	Bruns, Anneliese C	25 RRCC	1:03.00
4	Thompson, Emily P	26 ARIZ	1:02.44
5	Burns, Caileen	25 NEM	1:02.15
6	Batzer, Tunisia A	28 VACA	1:02.36
7	Cobb, Kathleen M	26 ARIZ	1:02.46
8	Gardner, Rochelle A	25 ARIZ	1:03.50
9	Mellen, Jackie	29 COM	1:04.00

Heat 29 of 33 Finals

1	Sajn, Catherine	28 MGM	1:02.05
2	Walker, Sarah E	26 CMS	1:01.49
3	Eddy, Christina A	29 ARIZ	1:01.35
4	Koziarski, Emily	28 MGM	1:00.03
5	Dye, Brittney J	29 PCAT	1:00.00
6	Fritz, Meredith G	25 WLAC	1:00.00
7	Teller, Jordan	27 MM	1:01.31
8	Dixon, Felissa D	28 ARIZ	1:01.41
9	Senne, Sarah	26 PCAT	1:01.87

Heat 30 of 33 Finals

1	Fosha, Gretta E	28 CMS	59.98
2	Merritt, Erin M	27 AGUA	59.17
3	Warman, Whitney M	27 ARIZ	57.89
4	Espiritu, Vicki	25 TVM	57.38
5	Turpin, Kelly	25 ARIZ	56.55
6	Shuss, Audrey R	27 CMS	57.08
7	Liberty, Laurel M	29 LIB	57.57
8	Val, Jamie	27 LVM	58.02
9	Thomas, Lillian M	27 TERR	59.86

Heat 31 of 33 Finals

1	Johnson, Allison M	25 ARIZ	56.34
2	Urbatchka, Lindsey E	27 ARIZ	55.69
3	Szigeti, Florencia	29 ARIZ	54.80
4	Harrigan, Kelly M	26 ARIZ	53.82
5	McHugh,Carolynn F	27 SWOM	51.78
6	Parker, Emily S	25 SDSM	53.07
7	Peterson, Stacy E	29 UNAT	54.00
8	Busche, Kelly C	26 ARIZ	55.13
9	Van Erden, Jayme K	25 RMST	55.91

Heat 32 of 33 Finals

1	Rokicki, Sara L	19 MICH	1:03.09
2	Hoffman, Lauren E	19 DUCK	1:03.02
3	Nichols, Christine I	24 NEM	1:01.85
4	St. Sauveur, Katelyn	22 ARIZ	1:00.51
5	Cierniecki, Shanda M	23 ARIZ	1:00.09
6	Atkin, Nichole D	24 ARIZ	1:00.26
7	Oskvarek, Natalie	24 MGM	1:01.71
8	Dickman, Rachel E	24 MGM	1:02.28
9	Pulley, Katherine R	20 UTAH	1:03.08

Heat 33 of 33 Finals

1	Dowdle, Angela M	22 PNA	1:00.00
2	Bonner, Jessica C	21 RAMS	59.00
3	Shinoda, Kathryn E	24 FCA	58.39
4	Medved, Emily M	23 ARIZ	56.00
5	Rogers, Lauren	23 PHX	52.00
6	Bishop, Brooke A	24 TOC	52.40
7	Flacco, Nicole M	24 CVMM	58.00
8	LoCicero, Katie A	21 IM	58.46
9	Lecoq, Michela M	19 PNA	59.24

2012 USMS Spring Nationals April 26-29, 2012 Greensboro, NC



Go for your Fastest Times at the Country's Newest Major Aquatic Center

Part of the Renowned Greensboro Coliseum Complex, Featuring the
New ACC Hall of Champions

Spring Nationals in Greensboro offer great competition, family entertainment, and
warm Southern Hospitality

Hosted by the Greensboro Sports Commission, North Carolina Masters Swimming, and the
Greensboro Convention & Visitors Bureau



info@agonswim.com

www.agonswim.com

1.877.718.9403



CUSTOM

**DYED
SWIMWEAR**

PUZZLE PRINT

SWIMMER Magazine Preview



Credit: VisitMesa.com

Swimming Among the Deserts and Tablelands

Swimmers who sign up for short-course competition at the 2011 U.S. Masters Swimming Spring Nationals this year may discover themselves in the right place for a short course in natural history as well. The area around Mesa, Ariz., is a paradise for geologists, botanists and zoologists, with spellbinding ancient geologic formations, beautiful flowering cacti and unique wildlife.

The surrounding deserts and arid tablelands not only offer a *National Geographic* level of scenic beauty, but the combined

metropolitan area of Mesa, Phoenix, Tempe and Scottsdale is an urban experience with many unique features—including superb Southwest cuisine, arts and culture, upscale shopping, professional sports, and a wide array of civilized recreational places, such as Arizona's famous desert golf courses.

BUT FIRST ... THE POOL

The state-of-the-art Kino Aquatics Center was remodeled in June 2009, and is arguably one of the fastest outdoor pools in the United States. The Kino pool features 20,000 square feet of deck space with plenty of shade structures and grassy turf areas. Operated by the City of Mesa, the pool is a premier rental facility that caters to special events, making it the perfect choice for Masters meets and other aquatic events. The facility has been selected as the site for the 2012 Junior Synchronized

Swimming Championships.

With its 75-meter length and moveable bulkhead, the 28-lane competitive pool can be adapted for virtually any style of event. Actually a pool complex with a competition section, diving tank and recreational pool, Kino recently completed a renovation project to perfect the part of the facility devoted to racing. Depths ranging from 6 feet, 9 inches to 8 feet give swimmers plenty of room to make underwater transitions with minimal turbulence.

Kino is the home pool for age-group swimmers in the Mesa Aquatics Club and for Mesa Aquatics Masters. This huge facility provides plenty of room for two 25-yard courses. Each course has nine lanes, each measuring 7 feet wide. There will be 13 lanes set aside for warm-up and warm-down.

THE BASICS

Mesa boasts an assortment of lifestyle and leisure pursuits in high demand by visitors. It is the state's third largest city (after Phoenix and Tempe), located in the Valley of the Sun and embraced by the Sonoran Desert. Warm, sunny days and a cool evening breeze provide the perfect

Meet Information Box

usms.org
mesamasters.com
facebook.com/2011 Spring Masters Nationals.

Meet Director: Erin Shields
erinmbshields@gmail.com
Phone: 602-469-0400 before 7 p.m.
(Mountain Time)


USMS National Office
1-800-550-SWIM (7946)

Register Online

•• Visit usms.org/scnats11



Fort McDowell Adventures



Credit: VisitMesa.com

climate for a visit any time of the year. Warm, sunny days and cool evening breezes provide the perfect climate for a visit any time of the year. Temperatures in April and May will typically range from highs in the high 80s to lows in the high 50s.

Visitors to Mesa should always be prepared for lots of sunshine. A hat, sunscreen and access to water are recommended to anyone who will be outside enjoying the Arizona sun. Locals suggest that visitors leave their umbrellas at home though. Mesa receives less than 10 inches of annual precipitation, and it rarely snows.

For more ideas about things to do by taking an extra day during Nationals, the visitmesa.org website has posted a brochure titled “Day Trips and Half-Day Excursions,” which outlines nine round trips that highlight natural, archeological and historic sites all within about 160 miles of Mesa. The site also offers a brochure,

“MESA: Over 101 Things to Do,” which provides basic description and contact information about such sights as Frank Lloyd Wright’s Taliesin West architectural masterpiece, the Deer Valley Rock Art Center with more than 1,500 petroglyphs, the Arizona Mining and Mineral Museum, and the Rio Salado Audubon Center. Both brochures are available in electronic (PDF) format at visitmesa.com/visitorguides.

ARIZONA AU NATURALE

Mesa’s landscapes are legendary, and visitors can explore simply by taking a drive through the region’s state and national parks and forests—including nearby Casa Grande Ruins National Monument and the Superstition Mountains in Tonto National Forest. Arizona’s historic Route 88, the Apache Trail, is a scenic tour through deserts, mountains, by cliff dwellings, along lakeshores, through old mining towns and

through beautifully eroded canyons. This popular route passes through Tortilla Flat, with an official population of six.

Regional outfitters offer guided tours, including balloon rides, mountain biking trips and tours of desert surroundings on horseback. Less energetic sightseers may take Jeep and Hummer tours, or let gravity take over and go river rafting and tubing. Information on all these activities is available at visitmesa.com.

For those who appreciate nature but prefer to get their outdoor education indoors, the Arizona Museum of Natural History in downtown Mesa offers numerous exhibits about Arizona’s natural side, dating from ancient geologic ages to the present. The museum’s anthropology department has created exhibits to highlight its work on local digs of native cultures such as the Mesa Grande platform mound,

continued on page 40 >>>

Check-In Deadlines

Positive check-in is required for the 400 IM and 500, 1000 and 1650 freestyles, and will be required for the 100s and 200s if it is determined that deck seeding is necessary. Check-in may be done in person at the registration area or via internet at usms.org according to the following schedule:

Date	Event	In-Person Check-in*	Online Check-in*
Thurs., April 28	1000 Free 1650 Free	Weds. 3-7 p.m.; Thurs. by 7 a.m. Weds. 3-7 p.m.; Thurs. by 9 a.m.	Tues. 7 a.m. - Thurs. by 7 a.m. Tues. 7 a.m. - Thurs. by 9 a.m.
Friday, April 29	400 IM	Weds. 3-7 p.m.; Fri. by 7 a.m.	Tues. 7 a.m. - Fri. by 7 a.m.
Sat. April 30	500 Free Women	Weds. 3-7 p.m.; Sat. by 7 a.m.	Tues. 7 a.m. - Sat. by 7 a.m.
Sun., May 1	500 Free Men	Weds. 3-7 p.m.; Sun. by 7 a.m.	Tues. 7 a.m. - Sun. by 7 a.m.

*All times are Mountain Standard Time. If the 100 and 200 events are deck-seeded, then all check-in deadlines for these events will be at 7 a.m. the day the event is swum.

Travel Information

••• GROUND TRANSPORTATION AND AIRPORT

Most major airlines serve Phoenix Sky Harbor International Airport. The airport is located 13 miles east of the Kino Aquatics Center along the 202 Red Mountain Freeway. Phoenix is 5 miles west of the airport. Scottsdale is 13 miles northeast of the airport. Car rental is available at the airport. Discounted rates available for USMS National participants through Enterprise Rental Car by going to visitmesa.com/USMasters. Discounted shuttle service to hotels available through Super Shuttle if booked on line. Go to visitmesa.com/USMasters for link.

••• SOCIAL

There will be a social with a full meal catered by Outback Steakhouse on Saturday, April 30. The event will be at the golf course next to the Hilton Hotel. Entertainment will be provided. Cost is \$25 per person. Additional information will be provided at mesamasters.com.

••• HOTEL & SHUTTLE INFORMATION

Here are some of the hotel options in Mesa

for your stay. The meet shuttle service is at three designated hotels. Cost for the shuttle is \$20 per person if ordered when registering for the meet. For more information on shuttle, go to mesamasters.com.

For more information on accommodations and tourist attractions, go to visitmesa.com/USMasters. When making reservations, mention "USMS Nationals" to get special rates.

••• Hilton Phoenix East

Phone: 480-833-5555
1011 West Holmes Avenue,
Mesa, AZ 85210.
From \$124 a night.
Shuttle service available. (5.2 miles from Pool)

••• Best Western Dobson Ranch Inn

Phone: 800-528-1356.
1666 South Dobson Road,
Mesa, AZ 85202.
From \$75 a night. (6.7 miles from Pool)

••• Fairfield Inn and Suites

Phone: 480-668-8000.
1405 South Westwood,
Mesa AZ 85210.

From \$99 a night.
Shuttle service available (5.1 miles from pool)

••• Phoenix Marriott Mesa

Phone: 480-898-8300
200 North Centennial Way,
Mesa AZ 85201
From \$139 a night (1.6 miles from pool)

••• Hyatt Place

Phone: 480-969-8200.
1422 West Bass Pro Drive,
Mesa, AZ 85201
From \$149 a night (3.9 miles from pool)

••• Country Inn and Suites

Phone: 800-596-2375.
6650 East Superstition Boulevard,
Mesa, AZ 85206.
From \$99 a night (11.3 miles from pool)

••• Courtyard Marriott

Phone: 480-461-3000.
1221 South Westwood,
Mesa, AZ 85210.
From \$99 a night.
Shuttle service available (4.9 miles from pool)

a site once inhabited by the prehistoric Hohokam and O'odham peoples. For more information go to azmnh.org.

Just west of Mesa, the Desert Botanical Garden offers the world's finest collection of arid-land plants from deserts of the world in a unique outdoor setting. The garden has more than 50,000 desert plants on display throughout five thematic trails

that illustrate topics such as conservation, desert living, plants and people of the Sonoran Desert and desert wildflowers. During Spring Nationals, the garden will display photos of native flora by photographer and author John Schaefer, founder of the Arizona Nature Conservancy. For more information, go to dbg.org.

center features permanent and traveling art exhibitions, a dynamite gift shop, plus the famous Shadow Walk, a series of landscaped spaces organized along a major pedestrian spine in front of the center. This unique architectural feature is designed to offer locals and visitors a shady place to hang out on hot Arizona days. For information, go to mesaartscenter.com.

National Geographic magazine recently chose the Mesa region as one of its Top 10 Food Drives. Here's what the NG editors had to say: "In the area surrounding Mesa, Arizona, during March and April, roll down your windows to soak up the aroma of orange blossom. Turn off Ariz. 202 onto Reebbs Road, which leads south to Val Vista Drive and East Brown Road. Stalls and stores normally close from May until October, but along some roads you'll find everything from tamales to tangerines being sold from car trunks and pickups. The Mesa region is home to the nation's largest organic peach growers."

The Mesa, Phoenix, Tempe and Scottsdale area is home to more than 200 art galleries, many with open studios, providing a focus on art of the Southwest, but also featuring work in virtually every style and genre.



Credit: Mesa Arts Center

ARIZONA ARTS AND CULTURE

Located at 1 Main Street in Mesa, the Mesa Arts Center campus is home to 14 visual and performing arts studios. These studios bring talented local and national artists together with students to offer a broad range of educational experiences and encourage the development of creativity. The

Get the Same Products Used By Olympians!

What are you waiting for?

Dara Torres
Olympic Gold Medalist

“Fitness Nutrition’s products are the only ones I use! They provide assistance with faster muscle recovery, increased endurance and enhance your muscle tone.”



CLEAN, SAFE, and EFFECTIVE



Fitness Nutrition LLC
Toll Free: (877) 726-4667

530 Sawgrass Corporate Parkway
Sunrise, FL 33325

Official Sponsor of
U.S. Masters Swimming



WWW.4FITNESSNUTRITION.COM

**2011 U.S. Masters
Swimming Spring
National Championship**



Location
Kino Aquatics Center
848 North Horne
Mesa, AZ 85203
480-472-2545

Facilities
The Kino Aquatics Center is an outdoor complex with seating for 2,000 people (no admission fee for spectators). The venue includes two separate pools: a championship pool/diving well and a recreational pool. The championship pool is 70 meters by 25 yards, and will be divided into two 25-yard courses. Each course will have nine lanes measuring 7 feet wide, and a water depth ranging from 6 feet 9 inches to 8 feet. Seven warm-up lanes will also be available in the attached diving well that will be open for continuous warm-up and warm-down during the competition. The recreational pool will have an additional six lanes of 25 yards available for warm-up or warm-down.

Eligibility
Participants must be registered Masters swimmers and at least 18 years of age as of April 27, 2011. Eighteen-year-olds must enter the meet by the entry deadline and only 18-year-olds may register with USMS on April 27 at the venue. If a swimmer wishes to affiliate with a Masters club, the club and swimmer must both be registered with the same Local Masters Swimming Committee (LMSC). If there are questions about affiliation, the swimmer shall be entered as "unattached." (see Entry Procedures). International entries must include a copy of the swimmer's Masters swimming registration card and fees in U.S. dollars.

Age Groups
Age for the meet is determined as of May 1, 2011, except 18-year-olds, who must be 18 by April 27, 2011. Age

groups for individual events: 18-24, 25-29, 30-34, 35-39 ... (five-year increments as high as necessary). Relay events: 18+, 25+, 35+, 45+, etc (10-year increments as high as necessary, determined by the age of the youngest relay member).

Registration
Prior to warm-ups or competition, all participants must register at the meet by signing an emergency card, safety information statement and liability release. Registration will be held at the aquatics center on Wednesday, April 27, 2011, from 3 p.m. to 7 p.m., and on all other days from 7 a.m. through the end of competition.

Seeding
All events—with the exception of the 1650, 1000 and 500 freestyles and 400 IM—will be preseeded unless meet management determines that the meet cannot be completed in a timely manner. A decision regarding preseeding and deck seeding for all 100-yard and 200-yard events will be announced at usms.org by April 14, 2011. Two courses will be used for all events. Men's heats will precede women's heats for each event, except that men's and women's heats may be seeded together for the 1000 and 1650 freestyles. A decision regarding this will be announced at www.usms.org by April 14, 2011. The 1650 and 1000 freestyles and 400 IM will be seeded slowest to fastest by entry time, regardless of age. The 500 free may be seeded slowest to fastest by entry time, regardless of age. All other events will be seeded by age group, with the oldest age groups first, slowest to fastest within each group.

Event Check-in
Coaches or teammates may check in online or in person for those swimmers whose travel plans do not permit check-in by the deadlines. Failure to check in will result in the swimmer being scratched from the event.

Heat and Psych Sheets
Psych sheets for all individual events will be available on the usms.org website on or about April 14, 2011. Heat sheets for preseeded events will be available online around April 21, 2011. Heat sheets for deck-seeded events will be posted at various places

around the pool deck for swimmers after the check-in deadlines.

Warm-up Times
The competition pool will be open for warm-up on Wednesday, April 27, from 3 p.m. to 7 p.m. On competition days, the competition pool will be open from 6 a.m. until 7:50 a.m. and the warm-up pools will be available from 7:50 a.m. until the conclusion of the final event. The competition pool will be open for at least 30 minutes following the last event each day and until at least 7 p.m. on Thursday, April 28.

Warm-up Procedures
Swimmers must enter the pool feet first in a cautious and controlled manner. No diving or backstroke starts will be allowed, except in designated sprint lanes. One or two lanes shall be designated as one-way sprint lanes during the pre-meet warm-up sessions in the competition pools only. Any swimmer who acts in an unsportsmanlike or unsafe manner within the swimming venue may be considered for appropriate action or penalty by the referee (rule 102.15.3). Pull-buoys, kick boards, fins and hand paddles are not allowed in the competition pool.

Scratches
Any swimmer failing to report to the proper lane in the correct heat of an event shall be scratched from that event and shall not be permitted to swim that event at another time.

General Meeting
All swimmers, coaches and officials should attend the general meeting in the auditorium at the entrance to the aquatics center on Wednesday, April 27, at 6 p.m. There will be a discussion of matters pertaining to the operation and conduct of the meet.

Gold Medal Sponsorship
Gold Medal Sponsors will be recognized in the official program as supporters of Masters swimming and will be entitled to hospitality, including food services. Cost is \$75 and can be ordered on the meet entry form.

Online Entries
Online entry is encouraged and provides immediate entry confirmation. Visit usms.org/comp/scnats11. Online registration will open no later than February 1, 2011, and will

close at midnight PDT on March 24, 2011.

Entry Procedures
Use official entry form or a photocopy of the entire form. Read all instructions and fill out the form completely. Incomplete forms or forms with "pending" in place of a USMS registration number will be rejected (except for 18-year-olds who turn 18 after the meet deadline but before the first day of the meet who must enter the meet by the meet entry deadline but may register at the venue on April 27). A legible copy of the swimmer's Masters registration card must accompany the entry form for foreign swimmers. A swimmer whose club affiliation differs from what is listed on his or her USMS registration card must send either a new USMS registration card or a letter from the local registrar with the new club affiliation and effective date.

**National Qualifying Times
Number of Events
Sixth Event**
Competitors may enter up to three individual events without meeting the national qualifying time, or a maximum of six events if they meet the NQTs, i.e. have swum a time equal to or better than the NQTs during the past two years. All swimmers are limited to three individual events per day. All events must include an entry time. If the meet is deemed too large, an athlete's sixth event will be dropped. On the entry form, indicate this event with a "6" in the designated column.

Fees
Fees are \$4 per individual event plus a surcharge per swimmer. The surcharge varies according to date of entry. (See Entry Deadline/Variable Surcharge below.) Fees must accompany the entry form and must be paid in U.S. dollars by check or money order. Do not mail cash. The entry is not complete until the check has cleared the bank. If there are questions about an entrant's check, full cash payment in U.S. dollars will be required before the entrant is allowed to swim. Refund requests must be received in writing by March 24, 2011. No refunds will be given for events not swum. The surcharge also applies to relay swimmers not entered in an individual event. Relay-only swimmers must submit an entry form with payment by the

entry deadline. All fees should be payable to "United States Masters Swimming."

**Entry Deadline
Variable Surcharge
Mail Entry**
Online entries are encouraged and will be accepted until midnight PDT on March 24, 2011. All mailed entries must be postmarked with an official U.S. postmark (no business meters).
Surcharges:
Entry Postmarked By:
March 3 or
Entry Received By:
March 10
Amount: \$50
or
Entry Postmarked By:
March 17 or
Entry Received By:
March 24
Amount: \$60

Entries received after March 24 that are postmarked after March 17 will be returned to sender. No telephone or email entries will be accepted. Mail entries early. Include a self-addressed stamped envelope with entry for proof of receipt. Do not send certified or overnight mail requiring a signature. Photocopy completed entry forms and personal checks for your records and verification. Mail to: Spring Nationals, USMS, 8 Rockwood Lane, Londonderry, NH 03053.

Relay Information
Swimmers can enter relays until 4 p.m. on the day before the relay is scheduled. Each competitor shall be allowed to swim only one freestyle relay, one medley relay, one mixed freestyle relay and one mixed medley relay. The entry fee for each relay is \$12. Relay entries may be submitted at the relay desk in the registration area. Each of the four members of any relay team must be registered with the same Masters club. Relay entry fee is in addition to individual events. Relay entry forms are available for download at www.usms.org.

**Questions
Additional
Information**
Contact Meet Director Erin Shields at erinmshields@gmail.com. Phone: 602-469-0400.

National Records

		NAT SCY RECORDS AS		OF 03-31-11	
***** M E N *****		18-24		***** W O M E N *****	
19.69	05-23-10	STEVE SCHEREN	50 YD. FREE	KARA DENBY	04-18-10 22.96
43.77	11-08-09	ANDY GRANT	100 YD. FREE	DANA VOLLMER	11-08-09 48.29
1:35.02	11-08-09	ANDY GRANT	200 YD. FREE	DANA VOLLMER	11-08-09 1:43.28
4:24.81	01-24-10	ANDY GRANT	500 YD. FREE	JESSICA FOSCHI	10-25-03 4:49.97
9:01.26	02-13-10	JP ARNOLD	1000 YD. FREE	JUSTINE MUELLER	02-13-10 10:18.49
15:48.70	03-27-10	ANDREW MUELLER	1650 YD. FREE	KAREN BURTON	- -87 17:31.70
23.22	04-15-07	C GIBSON	50 YD. BACK	ODONNELL-MCCARTHY	05-22-10 26.18
49.19	04-15-07	C GIBSON	100 YD. BACK	EMILE EWING	05-23-10 55.90
1:50.28	04-26-92	JOHN KEPPELER	200 YD. BACK	SARA SCHWEITZER	04-30-00 1:59.22
24.98	05-10-09	RICKY EDDY	50 YD. BRST	KARA DENBY	04-25-10 29.01
54.65	05-14-06	GARY MARSHALL	100 YD. BRST	RILEY MANTS	05-18-03 1:02.86
1:58.34	05-14-06	GARY MARSHALL	200 YD. BRST	RILEY MANTS	05-18-03 2:14.90
22.16	04-11-06	MICHAEL SHELBY	50 YD. FLY	DANA VOLLMER	11-08-09 24.54
47.93	02-13-10	RUSSELL PAYNE	100 YD. FLY	DANA VOLLMER	11-08-09 52.30
1:49.39	02-14-10	RUSSELL PAYNE	200 YD. FLY	RACHEL KOMISARZ	03-04-01 2:02.28
50.14	02-18-01	ROMAIN BARNIER	100 YD. I.M.	KARA DENBY	04-18-10 55.24
1:49.35	02-14-10	RUSSELL PAYNE	200 YD. I.M.	KARA DENBY	04-18-10 2:02.35
3:50.12	02-13-10	RUSSELL PAYNE	400 YD. I.M.	MARISSA CLAPP	05-20-10 4:22.25
***** M E N *****		25-29		***** W O M E N *****	
18.67	02-13-10	FRED BOUSQUET	50 YD. FREE	PETRA MARTIN	04-24-05 23.16
42.58	04-18-10	ANDY GRANT	100 YD. FREE	MEAGAN JENDRICK	02-21-10 49.70
1:33.86	04-16-10	ANDY GRANT	200 YD. FREE	LIMIN LIU	05-20-01 1:48.80
4:20.82	04-17-10	ANDY GRANT	500 YD. FREE	SHEILA TAORMINA	01-03-96 4:49.88
9:25.88	05-03-98	ALEX KOSTICH	1000 YD. FREE	LISA HAZEN	03-19-94 10:12.34
15:44.70	05-03-98	ALEX KOSTICH	1650 YD. FREE	KAREN BURTON	05-19-91 16:50.17
21.46	04-16-10	ADAM MANIA	50 YD. BACK	TANICA JAMISON	05-22-10 25.26
45.95	04-15-10	ADAM MANIA	100 YD. BACK	TANICA JAMISON	05-23-10 54.06
1:48.47	04-30-95	JOHN KEPPELER	200 YD. BACK	PAMELA HANSON	05-22-05 2:00.57
23.87	05-21-10	MARK GANGLOFF	50 YD. BRST	MEGAN JENDRICK	02-21-10 27.14
52.30	05-22-10	MARK GANGLOFF	100 YD. BRST	MEGAN JENDRICK	02-06-10 59.58
1:57.46	05-20-07	GARY MARSHALL	200 YD. BRST	MEGAN JENDRICK	02-06-10 2:09.05
21.15	04-25-04	SABIR MUHAMMAD	50 YD. FLY	TANICA JAMISON	05-22-10 24.41
47.51	03-07-10	JAYME CRAMER	100 YD. FLY	TANICA JAMISON	05-21-10 53.72
1:47.62	05-20-07	ERIK SCALISE	200 YD. FLY	LIMIN LIU	05-20-01 1:57.84
48.27	02-13-10	MARK GANGLOFF	100 YD. I.M.	MEGAN JENDRICK	02-06-10 54.43
1:48.18	05-22-10	MARK GANGLOFF	200 YD. I.M.	MEGAN JENDRICK	02-06-10 1:59.69
3:52.43	05-20-07	ERIK SCALISE	400 YD. I.M.	KASEY HARRIS	05-22-05 4:21.52
***** M E N *****		30-34		***** W O M E N *****	
19.85	05-23-10	LANCE ASTI	50 YD. FREE	ERIKA ERNDL	03-11-09 22.70
44.53	12-19-04	MIKE PICOTTE	100 YD. FREE	ERIKA ERNDL	12-06-08 49.07
1:38.03	05-16-99	JON OLSEN	200 YD. FREE	KATRINA RADKE	05-18-03 1:51.40
4:29.49	02-25-96	MATTHEW CETLINSKI	500 YD. FREE	K PIPES-NEILSEN	05-12-96 4:59.08
9:26.93	03-23-03	JOSHUA WOODRUFF	1000 YD. FREE	DAWN HECKMAN	02-05-11 10:11.38
15:51.57	05-12-96	JEFF ERWIN	1650 YD. FREE	KAREN BURTON	05-23-93 17:07.52
22.97	02-08-09	DERYA BUYUKUNCU	50 YD. BACK	NORIKO INADA	03-15-09 25.32
50.21	05-24-92	CLAY BRITT	100 YD. BACK	NORIKO INADA	03-15-09 55.50
1:48.04	05-10-09	ERIK SCALISE	200 YD. BACK	K PIPES-NEILSEN	02-19-96 1:59.93
25.69	05-04-08	JEFF COMMINGS	50 YD. BRST	KATIE MCCLELLAND	05-04-08 28.48
55.85	05-20-07	JEFF COMMINGS	100 YD. BRST	KATIE MCCLELLAND	05-04-08 1:02.08
2:00.64	05-10-09	ERIK SCALISE	200 YD. BRST	WENKE HANSEN	04-30-00 2:17.34
21.44	12-05-09	ZSOLT GASPAR	50 YD. FLY	ANGEL MARTINO	04-15-00 24.18
47.77	05-21-10	ZSOLT GASPAR	100 YD. FLY	ANGEL MARTINO	05-16-99 55.01
1:49.52	05-16-94	PETER EGAN	200 YD. FLY	K PIPES-NEILSEN	05-12-96 2:03.46
50.89	05-10-09	ERIK SCALISE	100 YD. I.M.	ANGEL MARTINO	04-15-00 57.01
1:47.62	05-04-97	RONALD KARNAUGH	200 YD. I.M.	ERIKA ERNDL	03-11-09 1:58.80
3:53.81	05-04-97	RONALD KARNAUGH	400 YD. I.M.	KARLYN PIPES	05-21-95 4:25.68
***** M E N *****		35-39		***** W O M E N *****	
20.14	05-04-08	JOSH DAVIS	50 YD. FREE	DARA TORRES	02-25-07 22.34
44.24	04-20-09	VLAD PYSHNENKO	100 YD. FREE	DARA TORRES	02-25-07 49.72
1:36.56	05-04-08	JOSH DAVIS	200 YD. FREE	K PIPES-NEILSEN	05-03-97 1:51.55
4:33.97	05-17-02	RONALD KARNAUGH	500 YD. FREE	K PIPES-NEILSEN	05-03-97 4:56.09
9:27.97	05-20-10	ERIC CHRISTENSEN	1000 YD. FREE	K PIPES-NEILSEN	02-16-99 10:22.60
15:53.88	05-18-03	JEFF ERWIN	1650 YD. FREE	K PIPES-NEILSEN	05-04-97 17:13.99
22.70	05-04-08	JOSH DAVIS	50 YD. BACK	SHERI HART	05-22-10 25.97
49.12	05-04-08	JOSH DAVIS	100 YD. BACK	SHERI HART	05-23-10 56.14
1:47.72	05-04-08	JOSH DAVIS	200 YD. BACK	K PIPES-NEILSEN	03-14-98 2:00.54
25.35	05-21-10	STEVE WEST	50 YD. BRST	S VON DER LIPPE	05-22-05 29.94
55.26	12-16-01	RON KARNAUGH	100 YD. BRST	S VON DER LIPPE	04-25-04 1:04.25
1:59.23	12-16-01	RON KARNAUGH	200 YD. BRST	CAROLINE KRATTLI	01-27-02 2:19.66
22.30	04-21-02	WADE KING	50 YD. FLY	S VON DER LIPPE	05-18-03 25.54
49.54	05-16-99	PETER EGAN	100 YD. FLY	S VON DER LIPPE	05-18-03 55.78
1:50.74	05-16-99	BOBBY PATTEN	200 YD. FLY	S VON DER LIPPE	05-22-05 2:03.48
50.06	05-04-08	JOSH DAVIS	100 YD. I.M.	SHERI HART	05-23-10 57.67
1:48.74	12-22-02	RON KARNAUGH	200 YD. I.M.	K PIPES-NEILSEN	03-14-98 2:05.24
3:56.76	12-16-01	RON KARNAUGH	400 YD. I.M.	K PIPES-NEILSEN	03-14-98 4:24.18

*****		M E N	*****		40-44	*****	W O M E N	*****	
20.84	04-26-09		MICHAEL ROSS	50	YD. FREE	DARA TORRES	04-15-07	21.91	
45.35	05-04-08		MICHAEL ROSS	100	YD. FREE	DARA TORRES	04-15-07	48.34	
1:38.94	05-04-08		MICHAEL ROSS	200	YD. FREE	K PIPES-NEILSEN	12-22-02	1:51.06	
4:39.86	05-08-10		ALEX KOSTICH	500	YD. FREE	K PIPES-NEILSEN	10-05-02	4:58.98	
9:32.66	05-07-10		ALEX KOSTICH	1000	YD. FREE	K PIPES-NEILSEN	12-21-03	10:20.45	
15:51.52	05-09-10		ALEX KOSTICH	1650	YD. FREE	K PIPES-NEILSEN	12-07-02	17:15.20	
22.77	04-26-09		MICHAEL ROSS	50	YD. BACK	VALERIE JENKINS	05-04-08	27.12	
48.49	04-26-09		MICHAEL ROSS	100	YD. BACK	K PIPES-NEILSEN	05-18-03	57.15	
1:50.09	05-04-08		MICHAEL ROSS	200	YD. BACK	KRISTIN GARY	04-24-10	2:04.43	
25.84	05-18-03		GREG RHODENBAUGH	50	YD. BRST	S VON DER LIPPE	02-28-10	29.24	
57.04	05-18-03		WALLY DICKS	100	YD. BRST	S VON DER LIPPE	05-04-08	1:03.00	
2:03.37	04-19-09		ROQUE SANTOS	200	YD. BRST	S VON DER LIPPE	05-14-06	2:17.06	
22.61	04-26-09		MICHAEL ROSS	50	YD. FLY	S VON DER LIPPE	05-10-09	25.14	
49.27	05-04-08		MICHAEL ROSS	100	YD. FLY	S VON DER LIPPE	05-10-09	54.83	
1:50.61	04-14-02		DENNIS BAKER	200	YD. FLY	S VON DER LIPPE	05-04-08	2:03.13	
51.85	05-23-10		MICHAEL ROSS	100	YD. I.M.	S VON DER LIPPE	04-10-10	58.14	
1:51.85	04-26-09		MICHAEL ROSS	200	YD. I.M.	S VON DER LIPPE	05-04-08	2:04.85	
4:01.87	04-19-09		ROQUE SANTOS	400	YD. I.M.	S VON DER LIPPE	05-04-08	4:28.43	

*****		M E N	*****		45-49	*****	W O M E N	*****	
21.06	05-21-10		RICHARD HUGHEY	50	YD. FREE	SUSAN WALSH	05-04-08	24.00	
46.46	05-22-10		DAVID SIMS	100	YD. FREE	K PIPES-NEILSEN	12-16-07	52.23	
1:41.69	05-21-10		DAVID SIMS	200	YD. FREE	K PIPES-NEILSEN	12-16-07	1:53.28	
4:39.10	05-20-07		DENNIS BAKER	500	YD. FREE	K PIPES-NEILSEN	04-11-09	5:04.13	
9:43.93	05-20-10		KEITH SWITZER	1000	YD. FREE	K PIPES-NEILSEN	04-19-09	10:32.91	
16:08.05	05-20-10		JEFF ERWIN	1650	YD. FREE	K PIPES-NEILSEN	04-22-07	17:49.73	
24.28	05-22-10		CHRIS STEVENSON	50	YD. BACK	K PIPES-NEILSEN	12-21-08	27.35	
51.74	03-06-10		CHRIS STEVENSON	100	YD. BACK	ELLEN REYNOLDS	05-23-10	57.83	
1:55.05	03-07-10		CHRIS STEVENSON	200	YD. BACK	K PIPES-NEILSEN	04-19-09	2:04.65	
26.58	12-20-08		WALLY DICKS	50	YD. BRST	CAROLINE KRATTLI	05-20-07	30.17	
57.87	04-19-09		CHRIS WEISSMAN	100	YD. BRST	CAROLINE KRATTLI	05-20-07	1:06.01	
2:08.33	05-10-09		DAVID GUTHRIE	200	YD. BRST	CAROLINE KRATTLI	05-20-07	2:25.76	
22.67	05-04-08		PAUL SMITH	50	YD. FLY	SCOUER/PIPES-NEI	08-00-09	26.24	
50.90	05-21-10		DAVID SIMS	100	YD. FLY	K PIPES-NEILSEN	12-16-07	57.42	
1:50.73	12-06-08		DENNIS BAKER	200	YD. FLY	K PIPES-NEILSEN	12-26-08	2:07.39	
52.14	05-23-10		RICHARD HUGHEY	100	YD. I.M.	K PIPES-NEILSEN	04-19-09	59.48	
1:58.20	05-22-10		ANDERS RASMUSSEN	200	YD. I.M.	K PIPES-NEILSEN	12-16-07	2:07.26	
4:14.17	05-21-10		DENNIS BAKER	400	YD. I.M.	K PIPES-NEILSEN	12-26-09	4:32.87	

*****		M E N	*****		50-54	*****	W O M E N	*****	
21.38	05-10-09		AMBROSE GAINES	50	YD. FREE	TRACI GRANGER	05-04-08	24.92	
46.59	05-10-09		AMBROSE GAINES	100	YD. FREE	LAURA VAL	05-17-02	54.38	
1:43.76	05-10-09		AMBROSE GAINES	200	YD. FREE	LAURA VAL	05-17-02	1:59.55	
4:47.57	05-20-01		JIM MCCONICA	500	YD. FREE	S HEIM-BOWEN	05-10-09	5:16.88	
9:57.78	05-17-02		JIM MCCONICA	1000	YD. FREE	DENISE BROWN	05-20-10	11:13.96	
16:42.07	05-20-01		JIM MCCONICA	1650	YD. FREE	LAURA VAL	04-14-02	18:42.24	
25.52	05-22-10		RICHARD KAMMERER	50	YD. BACK	J SWAGERTY-HILL	06-23-02	28.74	
53.88	03-06-11		STEVE WOOD	100	YD. BACK	K ANDRUS-HUGHES	05-04-08	1:02.67	
2:01.39	04-11-10		LINCOLN DJANG	200	YD. BACK	BONNIE BILICH	04-17-10	2:16.65	
26.98	05-21-10		HOLDEN BANK	50	YD. BRST	BRIGITTE HEUER	05-21-10	32.37	
59.94	05-22-10		JON BLANK	100	YD. BRST	JENNY COOK	05-07-10	1:12.25	
2:13.77	05-23-10		JON BLANK	200	YD. BRST	COKIE LEPINSKI	04-17-10	2:37.95	
23.19	04-25-04		TRIP HEDRICK	50	YD. FLY	TRACI GRANGER	05-10-09	26.77	
51.93	04-13-08		PAUL CARTER	100	YD. FLY	TRACI GRANGER	05-10-09	1:00.28	
2:00.02	03-29-09		WILLIAM SPECHT	200	YD. FLY	LAURA VAL	05-17-02	2:15.18	
55.42	05-10-09		JACK GROSELLE	100	YD. I.M.	AHELEE SUE OSBORN	05-10-09	1:03.72	
2:00.82	05-10-09		KEN SHILLING	200	YD. I.M.	AHELEE SUE OSBORN	05-10-09	2:19.56	
4:23.94	05-10-09		MICHAEL MANN	400	YD. I.M.	AHELEE SUE OSBORN	05-10-09	4:56.39	

*****		M E N	*****		55-59	*****	W O M E N	*****	
21.82	04-30-00		RICHARD ABRAHAMS	50	YD. FREE	LAURA VAL	05-10-09	25.29	
48.37	04-30-00		RICHARD ABRAHAMS	100	YD. FREE	LAURA VAL	05-04-08	54.72	
1:48.79	04-10-10		MICHAEL MANN	200	YD. FREE	LAURA VAL	05-10-09	1:59.02	
4:56.82	04-11-10		MICHAEL MANN	500	YD. FREE	LAURA VAL	01-25-09	5:27.33	
10:07.36	05-14-06		JIM MCCONICA	1000	YD. FREE	LAURA VAL	03-13-10	11:20.53	
17:11.12	05-20-07		JIM MCCONICA	1650	YD. FREE	LAURA VAL	04-16-10	18:56.04	
26.42	05-22-10		PHILLIP DJANG	50	YD. BACK	LAURA VAL	03-28-10	28.88	
57.34	04-19-09		GEOFF MYKLEBY	100	YD. BACK	LAURA VAL	05-23-10	1:04.65	
2:05.90	05-21-10		PHILIPP DJANG	200	YD. BACK	LAURA VAL	02-06-10	2:21.27	
27.81	05-04-08		TIMOTHY SHEAD	50	YD. BRST	LO D KNAPP	05-21-10	34.45	
1:01.42	05-04-08		TIMOTHY SHEAD	100	YD. BRST	LO D KNAPP	05-22-10	1:14.67	
2:17.00	05-04-08		TIMOTHY SHEAD	200	YD. BRST	CATHERINE KOHN	05-10-09	2:40.19	
24.16	03-25-07		GREG SHAW	50	YD. FLY	LAURA VAL	04-10-10	28.20	
54.09	03-29-09		GREG SHAW	100	YD. FLY	LAURA VAL	05-10-09	1:01.31	
2:03.18	05-23-10		BRAD HORNER	200	YD. FLY	LAURA VAL	05-10-09	2:16.28	
56.20	05-04-08		TIMOTHY SHEAD	100	YD. I.M.	LAURA VAL	05-20-07	1:05.21	
2:04.09	05-04-08		TIMOTHY SHEAD	200	YD. I.M.	LAURA VAL	05-22-10	2:21.91	
4:28.69	04-10-10		MICHAEL MANN	400	YD. I.M.	LAURA VAL	05-07-10	5:03.92	

*****		M E N	*****	60-64	*****	W O M E N	*****
22.30	05-22-05		RICHARD ABRAHAMS	50 YD. FREE	CHARLOTTE DAVIS	05-23-10	27.36
49.14	05-22-05		RICHARD ABRAHAMS	100 YD. FREE	CHARLOTTE DAVIS	05-22-10	59.41
1:54.14	03-29-09		FRED SCHLICHER	200 YD. FREE	CHARLOTTE DAVIS	03-12-11	2:14.03
5:13.68	05-22-10		JIM CLEMMONS	500 YD. FREE	CELESTE MILLER	05-23-10	5:59.36
10:48.43	05-20-10		JIM CLEMMONS	1000 YD. FREE	CELESTE MILLER	05-20-10	12:17.18
17:59.55	05-20-10		JIM CLEMMONS	1650 YD. FREE	CELESTE MILLER	04-16-10	20:24.14
26.82	05-04-08		HUGH WILDER	50 YD. BACK	DIANN UUSTAL	05-22-10	32.94
59.29	05-04-08		HUGH WILDER	100 YD. BACK	DIANN UUSTAL	05-23-10	1:11.74
2:13.13	05-10-09		TIM BIRNIE	200 YD. BACK	BETSY JORDAN	04-20-97	2:42.86
29.32	05-14-06		ROBERT STRAND	50 YD. BRST	GINGER PIERSON	05-14-06	36.30
1:05.17	05-22-10		ROBERT STRAND	100 YD. BRST	GINGER PIERSON	05-04-08	1:19.98
2:24.68	05-14-06		ROBERT STRAND	200 YD. BRST	JOANN LEILICH	05-02-99	2:56.39
24.46	05-22-05		RICHARD ABRAHAMS	50 YD. FLY	CHARLOTTE DAVIS	05-22-10	29.86
54.92	05-22-05		RICHARD ABRAHAMS	100 YD. FLY	BARBARA DUNBAR	05-10-09	1:09.91
2:11.69	02-15-04		ROBERT POILETMAN	200 YD. FLY	BARBARA DUNBAR	05-10-09	2:37.22
59.18	04-17-10		GEORGE SCHMIDT	100 YD. I.M.	CHARLOTTE DAVIS	05-23-10	1:08.64
2:12.14	04-17-10		GEORGE SCHMIDT	200 YD. I.M.	CHARLOTTE DAVIS	05-22-10	2:31.84
4:45.65	05-21-10		JIM CLEMMONS	400 YD. I.M.	CHARLOTTE DAVIS	05-21-10	5:27.07
*****		M E N	*****	65-69	*****	W O M E N	*****
22.10	05-23-10		RICHARD ABRAHAMS	50 YD. FREE	BETH SCHREINER	05-20-07	30.42
49.42	05-22-10		RICHARD ABRAHAMS	100 YD. FREE	ARDETH MUELLER	05-28-07	1:07.80
1:57.54	05-21-10		RICHARD ABRAHAMS	200 YD. FREE	SUZANNE DILLS	05-21-10	2:24.66
5:37.64	05-20-07		TOM LANDIS	500 YD. FREE	ARDETH MUELLER	04-01-07	6:29.22
11:41.40	05-20-07		TOM LANDIS	1000 YD. FREE	JACKIE MARR	05-10-09	13:25.54
19:16.25	05-20-07		TOM LANDIS	1650 YD. FREE	JACKIE MARR	04-19-09	22:28.21
27.74	05-23-10		RICHARD ABRAHAMS	50 YD. BACK	CLARA WALKER	04-05-92	36.03
1:01.04	05-10-09		RICHARD BURNS	100 YD. BACK	JACKIE MARR	05-10-09	1:17.94
2:18.14	05-10-09		RICHARD BURNS	200 YD. BACK	SUZANNE DILLS	05-21-10	2:50.17
30.66	05-10-09		PETER ANDERSEN	50 YD. BRST	JOANN LEILICH	04-25-04	37.74
1:08.19	05-10-09		DAVID GILDEA	100 YD. BRST	JOANN LEILICH	04-25-04	1:23.95
2:31.85	02-05-11		ROBERT STRAND	200 YD. BRST	JOANN LEILICH	04-04-04	3:01.50
24.94	05-22-10		RICHARD ABRAHAMS	50 YD. FLY	ARDETH MUELLER	04-01-07	33.02
56.36	05-21-10		RICHARD ABRAHAMS	100 YD. FLY	ARDETH MUELLER	04-01-07	1:16.73
2:23.38	02-14-10		ROBERT POILETMAN	200 YD. FLY	DANIELA BARNEA	05-10-09	3:09.16
1:00.32	05-23-10		RICHARD ABRAHAMS	100 YD. I.M.	JACKIE MARR	05-10-09	1:18.86
2:20.31	05-22-10		RICHARD BURNS	200 YD. I.M.	SUZANNE DILLS	05-22-10	2:52.51
5:12.42	05-21-10		RICHARD BURNS	400 YD. I.M.	SUZANNE DILLS	05-21-10	6:01.14
*****		M E N	*****	70-74	*****	W O M E N	*****
24.13	05-04-08		JEFF FARRELL	50 YD. FREE	GAIL ROPER	04-30-00	31.05
56.05	05-04-08		JEFF FARRELL	100 YD. FREE	GAIL ROPER	04-30-00	1:09.79
2:09.57	05-20-01		GRAHAM JOHNSTON	200 YD. FREE	GAIL ROPER	04-30-00	2:35.85
5:51.37	05-20-01		GRAHAM JOHNSTON	500 YD. FREE	LAVELLE STOINOFF	04-25-04	6:46.78
12:19.05	05-20-01		GRAHAM JOHNSTON	1000 YD. FREE	LAVELLE STOINOFF	04-25-04	13:58.55
20:29.18	05-20-01		GRAHAM JOHNSTON	1650 YD. FREE	LAVELLE STOINOFF	03-28-04	23:45.69
30.25	04-25-04		YOSHI OYAKAWA	50 YD. BACK	BETSY JORDAN	05-20-07	36.91
1:06.83	04-25-04		YOSHI OYAKAWA	100 YD. BACK	BETSY JORDAN	05-20-07	1:22.08
2:28.11	05-18-03		BURWELL JONES	200 YD. BACK	NANCY BROWN	04-30-06	2:59.07
33.19	04-22-01		JOHN KORTHEUER	50 YD. BRST	JOANN LEILICH	01-24-09	39.89
1:15.24	04-22-01		JOHN KORTHEUER	100 YD. BRST	JOANN LEILICH	01-24-09	1:27.62
2:49.47	05-03-09		KARL WIEDAMANN	200 YD. BRST	JOANN LEILICH	02-01-09	3:07.28
29.17	03-30-08		DAVID COSTILL	50 YD. FLY	GAIL ROPER	04-30-00	35.06
1:08.12	02-09-08		DAVID COSTILL	100 YD. FLY	GAIL ROPER	10-02-99	1:27.74
2:52.99	05-17-02		RONALD JOHNSON	200 YD. FLY	JUNE KRAUSER	02-16-97	3:16.51
1:06.94	05-04-08		JEFF FARRELL	100 YD. I.M.	GAIL ROPER	04-30-00	1:21.97
2:29.92	02-23-08		DAVE COSTILL	200 YD. I.M.	NANCY BROWN	04-30-06	3:07.70
5:34.47	04-27-03		BURWELL JONES	400 YD. I.M.	NANCY BROWN	04-09-06	6:40.92
*****		M E N	*****	75-79	*****	W O M E N	*****
26.84	05-10-09		DAVID RADCLIFF	50 YD. FREE	GAIL ROPER	04-03-05	33.87
58.68	05-10-09		DAVID RADCLIFF	100 YD. FREE	GAIL ROPER	04-24-05	1:16.23
2:08.77	05-10-09		DAVID RADCLIFF	200 YD. FREE	RONNIE KAMPHAUSEN	03-08-09	2:53.05
6:03.87	05-08-10		DAVID RADCLIFF	500 YD. FREE	RONNIE KAMPHAUSEN	05-15-09	7:32.58
12:20.59	05-10-09		DAVID RADCLIFF	1000 YD. FREE	RONNIE KAMPHAUSEN	03-08-09	15:47.72
20:25.49	05-10-09		DAVID RADCLIFF	1650 YD. FREE	RONNIE KAMPHAUSEN	06-16-09	26:53.24
32.11	04-19-09		YOSHI OYAKAWA	50 YD. BACK	DORIS STEADMAN	04-30-00	40.25
1:08.55	04-19-09		BURWELL JONES	100 YD. BACK	DORIS STEADMAN	04-02-00	1:28.19
2:31.41	04-17-10		BURWELL JONES	200 YD. BACK	DORIS STEADMAN	04-30-00	3:16.35
35.64	04-30-06		JOHN KORTHEUER	50 YD. BRST	SYLVIA EISELE	03-20-05	44.36
1:20.73	02-12-11		DAVID COSTILL	100 YD. BRST	ANN HIRSCH	03-19-06	1:37.04
3:02.23	02-12-11		DAVID COSTILL	200 YD. BRST	ANN HIRSCH	02-11-06	3:31.35
31.33	02-19-10		BURWELL JONES	50 YD. FLY	GAIL ROPER	04-24-05	39.05
1:13.44	02-19-10		BURWELL JONES	100 YD. FLY	GAIL ROPER	04-03-05	1:37.03
3:05.76	03-29-09		BURWELL JONES	200 YD. FLY	LOIS KIVI NOCHMAN	04-30-00	3:41.89
1:09.94	02-13-10		BURWELL JONES	100 YD. I.M.	GAIL ROPER	04-24-05	1:27.31
2:39.35	04-16-10		BURWELL JONES	200 YD. I.M.	GAIL ROPER	04-24-05	3:18.40
5:49.90	04-19-09		BURWELL JONES	400 YD. I.M.	GAIL ROPER	04-10-05	7:03.61

*****		M E N	*****		80-84	*****		W O M E N	*****	
29.25	04-10-05	FRANK PIEMME	50	YD.	FREE	FLORENCE CARR	03-12-06	36.85		
1:09.04	02-12-05	FRANK PIEMME	100	YD.	FREE	MARGERY MEYER	05-18-03	1:24.09		
2:38.33	04-24-05	FRANK PIEMME	200	YD.	FREE	JEAN TROY	02-17-08	3:08.99		
7:17.43	04-24-05	FRANK PIEMME	500	YD.	FREE	JEAN TROY	03-30-08	8:26.37		
15:30.69	04-30-00	RAY TAFT	1000	YD.	FREE	JEAN TROY	03-30-08	17:20.18		
26:01.94	04-10-05	FRANK PIEMME	1650	YD.	FREE	BETTY LORENZI	04-19-09	28:35.79		
37.39	08-14-99	RAY TAFT	50	YD.	BACK	BETTY LORENZI	04-19-09	43.57		
1:24.23	04-30-00	RAY TAFT	100	YD.	BACK	BETTY LORENZI	04-19-09	1:32.37		
3:06.36	04-15-07	ROGER FRANKS	200	YD.	BACK	BETTY LORENZI	04-19-09	3:26.72		
40.31	03-06-05	FRANK PIEMME	50	YD.	BRST	NANETTE BOHL	04-18-10	49.34		
1:30.70	04-19-09	ROBERT MACDONALD	100	YD.	BRST	NANETTE BOHL	11-07-09	1:51.91		
3:19.33	04-19-09	ROBERT MACDONALD	200	YD.	BRST	NANETTE BOHL	04-19-09	4:09.31		
35.10	03-06-05	FRANK PIEMME	50	YD.	FLY	LOIS KIVI NOCHMAN	04-15-07	50.10		
1:30.06	05-16-99	ANDREW HOLDEN	100	YD.	FLY	LOIS KIVI NOCHMAN	04-22-07	1:54.16		
3:25.55	04-23-06	THOMAS MAINE	200	YD.	FLY	LOIS KIVI NOCHMAN	04-24-05	4:05.12		
1:22.75	03-06-05	FRANK PIEMME	100	YD.	I.M.	NANETTE BOHL	04-19-09	1:44.34		
3:10.28	04-10-05	FRANK PIEMME	200	YD.	I.M.	JEAN TROY	02-17-08	3:54.26		
6:52.79	04-10-05	FRANK PIEMME	400	YD.	I.M.	JEAN TROY	02-17-08	8:16.02		
*****		M E N	*****		85-89	*****		W O M E N	*****	
31.92	03-07-10	FRANK PIEMME	50	YD.	FREE	MARGERY MEYER	04-19-09	42.36		
1:10.92	04-18-10	FRANK PIEMME	100	YD.	FREE	MARGERY MEYER	05-10-09	1:35.48		
2:50.54	05-08-10	FRANK PIEMME	200	YD.	FREE	MARGERY MEYER	05-10-09	3:29.82		
7:54.01	05-07-10	FRANK PIEMME	500	YD.	FREE	MARGERY MEYER	04-13-08	9:14.15		
16:28.80	05-07-10	FRANK PIEMME	1000	YD.	FREE	MARGERY MEYER	05-10-09	19:02.30		
27:48.74	03-20-10	FRANK PIEMME	1650	YD.	FREE	MARGERY MEYER	05-10-09	31:15.55		
42.46	03-07-10	FRANK PIEMME	50	YD.	BACK	AILEEN SOULE	05-19-91	49.59		
1:36.02	05-08-10	FRANK PIEMME	100	YD.	BACK	AILEEN SOULE	05-19-91	1:55.84		
3:36.68	02-02-08	WILLARD LAMB	200	YD.	BACK	MARJORIE SHARPE	02-08-02	4:07.66		
42.72	03-07-10	FRANK PIEMME	50	YD.	BRST	GERTRUD ZINT	05-18-03	1:01.66		
1:34.67	04-18-10	FRANK PIEMME	100	YD.	BRST	MARIANNA BERKLEY	07-02-07	2:23.13		
3:46.18	03-20-10	FRANK PIEMME	200	YD.	BRST	MARIANNA BERKLEY	02-10-08	5:08.48		
39.89	03-07-10	FRANK PIEMME	50	YD.	FLY	LOIS KIVI NOCHMAN	03-27-10	57.02		
1:41.31	04-18-10	FRANK PIEMME	100	YD.	FLY	LOIS KIVI NOCHMAN	01-24-10	2:13.63		
3:43.03	01-08-11	THOMAS MAINE	200	YD.	FLY	LOIS KIVI NOCHMAN	03-07-10	4:42.19		
1:28.37	03-07-10	FRANK PIEMME	100	YD.	I.M.	MARGERY MEYER	04-19-09	2:03.29		
3:18.10	04-18-10	FRANK PIEMME	200	YD.	I.M.	LOIS KIVI NOCHMAN	03-07-10	4:32.38		
7:30.51	02-12-11	THOMAS MAINE	400	YD.	I.M.	LOIS KIVI NOCHMAN	03-27-10	9:39.02		
*****		M E N	*****		90-94	*****		W O M E N	*****	
35.96	09-21-03	WOODY BOWERSOCK	50	YD.	FREE	AILEEN SOULE	05-12-96	49.68		
1:27.26	03-21-04	WOODY BOWERSOCK	100	YD.	FREE	RITA SIMONTON	04-26-09	1:50.37		
3:40.64	04-25-04	WOODY BOWERSOCK	200	YD.	FREE	RITA SIMONTON	05-10-09	3:59.22		
10:01.23	05-14-06	AUSTIN NEWMAN	500	YD.	FREE	RITA SIMONTON	05-10-09	10:22.61		
20:31.68	05-14-06	AUSTIN NEWMAN	1000	YD.	FREE	RITA SIMONTON	04-26-09	21:20.93		
33:59.81	05-14-06	AUSTIN NEWMAN	1650	YD.	FREE	RITA SIMONTON	02-22-09	35:22.28		
49.65	03-25-07	JOHN MERRILL	50	YD.	BACK	AILEEN SOULE	05-12-96	1:01.93		
1:46.67	03-25-07	JOHN MERRILL	100	YD.	BACK	AILEEN SOULE	05-12-96	2:14.66		
3:54.03	03-25-07	JOHN MERRILL	200	YD.	BACK	AILEEN SOULE	05-12-96	4:42.55		
53.07	04-15-07	RUSS WITTE	50	YD.	BRST	MARIA LENK-ZIGLER	05-22-05	1:17.70		
1:58.35	01-30-11	RAYMOND HAKOMAKI	100	YD.	BRST	RITA SIMONTON	04-04-09	3:25.96		
4:44.50	07-02-07	RUSS WITTE	200	YD.	BRST	EVA MULLER	03-16-03	7:21.02		
50.44	03-21-04	WALTER PFEIFFER	50	YD.	FLY	RITA SIMONTON	04-26-09	1:18.23		
2:13.93	03-21-04	WALTER PFEIFFER	100	YD.	FLY	JEWEL COOKE	04-11-99	3:26.50		
5:08.18	05-02-04	WALTER PFEIFFER	200	YD.	FLY	JEWEL COOKE	11-08-98	7:12.95		
2:05.12	05-02-04	WALTER PFEIFFER	100	YD.	I.M.	RITA SIMONTON	03-29-09	2:37.23		
4:39.98	03-21-04	WALTER PFEIFFER	200	YD.	I.M.	RITA SIMONTON	03-29-09	5:40.28		
10:10.57	05-02-04	WALTER PFEIFFER	400	YD.	I.M.	JEWEL COOKE	11-07-98	13:06.38		
*****		M E N	*****		95-99	*****		W O M E N	*****	
51.31	01-10-99	GUS LANGNER	50	YD.	FREE	MARIE KELLEHER	02-15-09	1:26.17		
2:04.54	01-10-99	GUS LANGNER	100	YD.	FREE	MARIE KELLEHER	02-10-08	3:02.75		
4:35.70	01-10-99	GUS LANGNER	200	YD.	FREE	MARIE KELLEHER	02-10-08	6:12.19		
12:17.44	01-10-99	GUS LANGNER	500	YD.	FREE	ANNA BAUSCHER	12-07-97	18:25.13		
30:05.25	04-02-00	GUS LANGNER	1000	YD.	FREE					
			1650	YD.	FREE					
1:08.20	07-08-89	TOM LANE	50	YD.	BACK	EDITH HENDRY	04-01-07	1:26.19		
3:05.81	05-17-92	TOM LANE	100	YD.	BACK	EDITH HENDRY	05-28-07	3:09.30		
10:05.22	04-17-10	DONALD POPE	200	YD.	BACK	EDITH HENDRY	04-01-07	7:02.33		
1:27.55	03-27-99	GUS LANGNER	50	YD.	BRST	MARIE KELLEHER	02-15-09	1:55.41		
3:04.31	03-27-99	GUS LANGNER	100	YD.	BRST					
			200	YD.	BRST					
			50	YD.	FLY					
			100	YD.	FLY					
			200	YD.	FLY					
			100	YD.	I.M.	MARIE KELLEHER	02-10-08	3:28.34		
			200	YD.	I.M.					
			400	YD.	I.M.					

***** M E N ***** 100-104 ***** W O M E N *****

1:31.03 06-25-94 TOM LANE 50 YD. FREE
 3:21.86 06-25-94 TOM LANE 100 YD. FREE
 6:56.32 06-25-94 TOM LANE 200 YD. FREE
 500 YD. FREE
 1000 YD. FREE
 1650 YD. FREE
 50 YD. BACK
 100 YD. BACK
 200 YD. BACK
 50 YD. BRST
 100 YD. BRST
 200 YD. BRST
 50 YD. FLY
 100 YD. FLY
 200 YD. FLY
 100 YD. I.M.
 200 YD. I.M.
 400 YD. I.M.

***** RELAY 200 YD. FREE - WOMEN ***** RELAY 200 YD. MEDLEY - WOMEN *****

18	+ SAN DIEGO	05-18-03	1:36.25	18	+ CLEMSON	05-23-10	1:48.84
	K PIPES-NEILSEN	HEATHER DEFELICE			CAITLIN SEED	SARAH CEFALU	
	ALEXANDRA FROGLEY	ALISON TERRY			SARAH PORRI	LAUREN SINDALL	
25	+ SMU MASTERS	05-03-08	1:35.40	25	+ SMU	05-04-08	1:45.01
	DOMINIQUE DIEZI	LAURA HOLT			L.OBERSTAR-BROWN	KATIE MCCLELLAND	
	MICHELLE CHOW	KATIE MCCLELLAND			LAURA HOLT	DOMINIQUE DIEZI	
35	+ ROCKY MTN	05-18-03	1:36.90	35	+ COLORADO	05-14-06	1:48.55
	ANNA PETTIS SCOTT	KATHY GARNIER			SHERI HART	S VON DER LIPPE	
	S VON DER LIPPE	COLLETTE SAPPEY			ELLEN CAMPBELL	KATHY GARNIER	
45	+ NORTH CAROLINA	05-22-10	1:42.11	45	+ NORTH CAROLINA	05-23-10	1:53.31
	ELIZABETH NOWAK	FRANCES MCEACHRAN			SUE WALSH	ELIZABETH NOWAK	
	CAROLYN SOUTHER	SUE WALSH			CAROLYN SOUTHER	FRANCES MCEACHRAN	
55	+ PLANO WETCATS	05-10-09	1:54.53	55	+ GOLD	02-26-11	2:08.83
	LYNN MORRISON	BETH ROBINSON			MAUREEN HUGHES	PEGGY MCDONNELL	
	LYNN SILVER	KRISSY MACCUDY			BARBARA PROTZMAN	PAT SARGEANT	
65	+ VIRGINIA	05-22-10	2:17.20	65	+ VIRGINIA	04-24-05	2:35.40
	BETSY DURRANT	IDA HLAVACEK			LAVERNE ADAMS	JOANN LEILICH	
	BETH SCHREINER	BARBARA ZAREMSKI			LUCILLE GRIFFIN	JOHNNIE DETRICK	
75	+ FACT	03-29-09	2:58.48	75	+ FACT	03-29-09	3:15.12
	BETTY LORENZI	NANCY DURSTEIN			BETTY LORENZI	SYLVIA EISELE	
	JOAN CAMPBELL	MARY TUSA			NANCY DURSTEIN	MARY TUSA	
85	+			85	+		
95	+			95	+		

***** RELAY 400 YD. FREE - WOMEN ***** RELAY 400 YD. MEDLEY - WOMEN *****

18	+ RED TIDE NYC	03-29-09	3:38.39	18	+ TERRAPIN	04-04-04	4:03.73
	KAITLIN MOUGHTY	TAI SHPAIZER			JENNIFER TEERLINK	JILLIAN MARTIN	
	SUSAN WAGER	KRISTIN GARY			KELLY BOWMAN	MEREDITH STAKEM	
25	+ WALNUT CREEK	04-14-91	3:37.75	25	+ SMU MASTERS	03-30-08	4:02.73
	CAREN LEWIS	PAULA ROEMER			L OBERSTAR-BROWN	KATIE MCCLELLAND	
	WENDY INGRAHM	SARA SHAND			LAURA HOLT	MICHELLE CHOW	
35	+ TEAM ILL MSTRS	04-15-07	3:41.37	35	+ SAN DIEGO	04-27-03	4:07.99
	K PIPES-NEILSEN	JENNIFER RIDGE			K PIPES-NIELSEN	CAROLINE KRATTLI	
	NADINE DAY	SOLVEIG SULLIVAN			JANET COOVER	BETH KNIGHT	
45	+ NEM	04-07-02	3:55.16	45	+ OREGON	04-11-10	4:12.53
	JOEL FELDMANN	JENNIFER LUKER			VALERIE JENKINS	COLETTE CRABBE	
	GAYLE WETTACH	JACKI HIRSTY			ARLENE DELMAGE	K ANDRUS-HUGHES	
55	+ PCAT	04-11-10	4:24.31	55	+ PCAT	04-10-10	5:00.43
	KRISSY MACCUDY	LYNN SILVER			LYNN SILVER	BETH BOBINSON	
	BETH ROBINSON	LYNN MORRISON			KRISSY MACCUDY	LYNN MORRISON	
65	+ VIRGINIA	04-13-08	5:19.35	65	+ VIRGINIA	04-24-05	5:54.65
	BARBARA ZAREMSKI	BETSY DURRANT			LAVERNE ADAMS	JOANN LEILICH	
	JOHNNIE DETRICK	BETH SCHREINER			LUCILLE GRIFFIN	JOHNNIE DETRICK	
75	+ WALNUT CREEK	04-19-09	6:45.43	75	+ WALNUT CREEK	02-22-98	8:44.42
	ANN HIRSCH	JEAN DUNCAN			PAT PREVETZ	SALLY JOY	
	DONNA MONROE	JOAN ALEXANDER			JEAN DURSTON	MARY JANE REEVES	
85	+			85	+		
95	+			95	+		

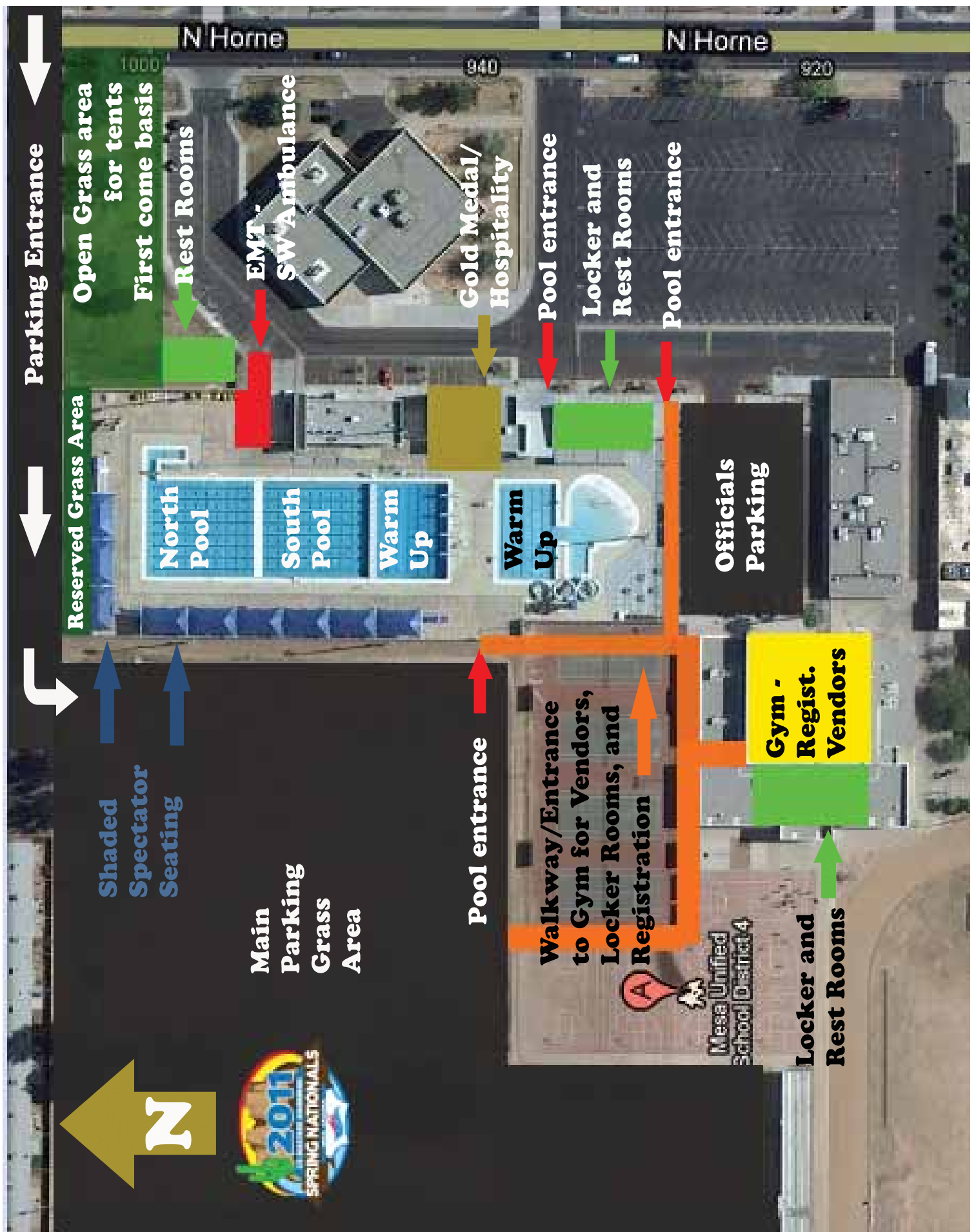
***** RELAY 800 YD. FREE - WOMEN *****

18	+ RED TIDE NYC	03-29-09	7:55.34	55	+ GOLD	02-25-11	9:27.53
	KAITLIN MOUGHTY	SARA UPTON			PAT SARGEANT	PEGGY MCDONNELL	
	JANE KELSEY	KRISTIN GARY			BARBARA PROTZMAN	DANIELLE OGIER	
25	+ WALNUT CREEK	04-14-96	7:59.38	65	+ VIRGINIA	04-13-08	12:03.97

	PENNY LEACH	WENDY INGRAHAM		BETSY DURRANT	IDA HLAVACEK	
	MICHELLE GHIGGERI	SARA SHAND		BARBARA ZAREMSKI	BETH SCHREINER	
35	+ SAN DIEGO	04-27-03	8:00.23	75 + WALNUT CREEK	04-13-08	15:39.43
	BETH KNIGHT	K PIPES-NEILSEN		BARBARA OWENS	BETTY MCMILLAN	
	JANET COOVER	CAROLINE KRATTLI		JEAN DUNCAN	ANN HIRSCH	
45	+ WALNUT CREEK	04-13-08	8:39.13	85 +		
	MARGEE CURRAN	LAURIE VIDAL				
	LYNN SULLIVAN	CHARLENE O'BRIEN				
95	+					
***** RELAY 200 YD. FREE - M E N ***** RELAY 200 YD. MEDLEY - M E N *****						
18	+ NORTH CAROLINA	05-22-10	1:18.32	18 + GEORGIA	05-23-10	1:30.47
	NICHOLAS BRUNELLI	CULLEN JONES		NOAH COPELAND	SEAN JOYCE	
	NELSON WESTBY	JOE SKUBA		PETER VERHOEF	PAUL BUREN	
25	+ CLEMSON AQUATIC	05-22-10	1:21.82	25 + CLEMSON	05-23-10	1:31.43
	LANCE ASTI	BRETT MACLENNAN		JOEL JOHNSON	BRETT MAC LENNAN	
	BYRCE HERRINGTON	ANDREW SCHEERHORN		LANCE ASTI	ANDREW SCHEERHORN	
35	+ LONGHORN	05-29-10	1:23.32	35 + LONGHORN	05-10-09	1:34.16
	TYLER BLESSING	MIKE VAROZZA		TYLER BLESSING	TODD BARTEE	
	BRADLEY BAILEY	CHRIS ECKERMAN		BRADLEY BAILEY	MIKE VAROZZA	
45	+ ARIZONA	05-04-08	1:27.70	45 + GEORGIA	05-23-10	1:36.56
	JOHN SMITH	AL JAEGERS		ERIC ERICSON	CHRIS WEISSMAN	
	PAUL HAFNER	PAUL SMITH		BOB BUGG	MICHAEL ELLISON	
55	+ OREGON	04-11-09	1:32.18	55 + OREGON	04-11-09	1:45.32
	MIKE TENNANT	DOUG BROCKBANK		WES EDWARDS	ALLEN STARK	
	WES EDWARDS	LARRY PHILBRICK		LARRY PHILBRICK	MIKE TENNANT	
65	+ SAN DIEGO	05-10-09	1:40.07	65 + SAN DIEGO	05-10-09	1:51.58
	MIKE FRESHLEY	PETER ANDERSEN		VINUS VAN BAALEN	PETER ANDERSEN	
	VINUS VAN BAALEN	KEEFE LODWIG		KEEFE LODWIG	MIKE FRESHLEY	
75	+ SAN DIEGO	04-26-09	2:05.89	75 + SAN DIEGO	05-10-09	2:31.71
	FRANK TANNER	TOM MITCHELL		DALE WEBSTER	BOB BEST	
	KEN KIMBALL	BOB BEST		TOM MITCHELL	DONALD BAKER	
85	+ TEAM TEXAS	11-21-99	3:38.91	85 + TEAM TEXAS	11-21-99	3:46.43
	ROY BODINE	BENNETT ALLEN		ROY BODINE	BENNETT ALLEN	
	JESSE COON	TEX ROBERTSON		JESSE COON	TEX ROBERTSON	
95	+			95 +		
***** RELAY 400 YD. FREE - M E N ***** RELAY 400 YD. MEDLEY - M E N *****						
18	+ WMAC	04-16-10	3:05.05	18 + MICHIGAN	04-18-10	3:29.49
	ANDREW BELTON	CHASE GRAVENGOOD		KEVIN DOAK	PATRICK SAUCEDO	
	DOUG DICKINSON	ADAM MANIA		ALEC MULL	ADAM SCHMITT	
25	+ TXLA	04-11-10	3:07.43	25 + ANCM	03-12-00	3:27.13
	TYLER BLESSING	MIKE VAROZZA		J CLAY BRITT	WALLY DICKS	
	BRAD BAILEY	MARCIO MENEZES		JEFFREY RODDIN	MICHAEL FELL	
35	+ LONGHORN	05-29-10	3:06.12	35 + LONGHORN AQU.	03-05-09	3:28.46
	TYLER BLESSING	MIKE VAROZZA		ANDERS RASMUSSEN	TODD BARTEE	
	BRADLEY BAILEY	CHRIS ECKERMAN		TYLER BLESSING	MIKE VAROZZA	
45	+ WILDCAT ALUM	05-07-10	3:18.25	45 + TXLA	04-10-10	3:38.41
	AL JAEGERS	TOM HARVILL		NATHAN BREAZEALE	DAVID GUTHRIE	
	MACE VOLZING	DAVID CUNNIFF		ANDERS RASMUSSEN	M STINCHCOMBE	
55	+ GOLD COAST	05-18-08	3:33.75	55 + VENTURA	04-22-07	4:05.90
	TIMOTHY SHEAD	GEORGE SCHMIDT		JAMES MCCONICA	HUBIE KERNS	
	JOSE FERRAZ	DAVID QUIGGIN		JOHN DERR	GLENN GRUBER	
65	+ GOLD COAST	04-16-10	4:03.39	65 + VIRGINIA	04-13-08	5:01.35
	DAVID QUIGGIN	CAV CAVANAUGH		HARRY SOBER	WARNER BRUNDAGE	
	DOUG BROWN	JOSE FERRAZ		ART WOLFE	EDWARD GAULRAPP	
75	+ ILLINOIS	05-03-08	4:57.61	75 + WALNUT CREEK	04-18-10	5:49.57
	WAYNE LEENGRAN	FRED LEHMAN		DONALD BROWN	NORMAN STUPFEL	
	STEVE MULLINS	TOM BANFIELD		STAN MORNER	ROBERT MAYO	
85	+			85 +		
95	+			95 +		
***** RELAY 800 YD. FREE - M E N *****						
18	+ DAM	04-04-04	7:05.96	55 + VENTURA	05-08-10	8:09.52
	MARK CALLAGHAN	ZEBRON LEMKE		JIM MCCONCIA	HUBIE KERNS	
	MATTHEW ROPER	ANDY NONAKA		JOHN DERR	GLENN GRUBER	
25	+ SANTA CLARA	04-17-94	7:00.25	65 + OREGON	05-02-04	9:45.84
	SERGEY MARINIUK	FRANZ MORTENSEN		DAVID RADCLIFF	GEORGE THAYER	
	MICHAEL MOORE	JON CHRISTENSEN		BRENT LAKE	DICK WEICK	
35	+ TEAM TYR	05-04-07	6:56.69	75 + ILLINOIS	05-03-08	11:03.44
	DAN WAGNER	SCOTT HUBBARD		WAYNE LEENGRAN	FRED LEHMAN	
	CHRIS BEACH	ERIK HOCHSTEIN		STEPHEN MULLINS	TOM BANFIELD	
45	+ WILDCAT ALUM	05-08-10	7:22.85	85 +		
	AL JAEGERS	SANDY TRIMBLE				
	MACE VOLZING	DAVID CUNNIFF				
95	+					

***** RELAY 200 YD. FREE - MIXED *****				***** RELAY 200 YD. MEDLEY - MIXED *****			
18	+ AUBURN	05-21-10	1:29.18	18	+ WMAC	04-16-10	1:39.26
	RICHARD HUGHEY	COREY HUGHEY			ADAM MANIA	JESSICA CONNORS	
	AUSTIN HUGHEY	EMILE EWING			LINDSAY NEWPORT	CHASE GRAVENGOOD	
25	+ S. CAL AQUATIC	05-21-90	1:29.40	25	+ CURL-BURKE	05-04-08	1:38.22
	CHUCK PONTHER	DIANE GRANER			STACY PETERSON	JUSTIN BETTS	
	KRISTINE BUSH	PETER MCCLAFFERTY			WILLIAM LISCINSKY	LIZ LAUWAERT	
35	+ ROCKY MTN	04-25-04	1:30.17	35	+ COLORADO	05-22-10	1:39.85
	KATHY GARNIER	S VON DER LIPPE			SHERI HART	MATTHEW EISENHUTH	
	JOHN SMITH	PAUL SMITH			CHRIS O'SULLIVAN	COLLETTE SAPPEY	
45	+ ARIZONA	05-04-08	1:34.48	45	+ ARIZONA	05-04-08	1:44.02
	JOHN SMITH	MONICA BAILEY			JOHN SMITH	GLENN MILLS	
	STEPHANIE ROLLINS	PAUL SMITH			STEPHANIE ROLLINS	MONICA BAILEY	
55	+ PNA	05-21-10	1:42.86	55	+ TAMALPAIS	05-10-09	1:56.64
	ALAN BELL	CHARLOTTE DAVIS			RICHARD BURNS	KENNETH FROST	
	DEBBIE GLASSMAN	DONALD GRAHAM			LAURA VAL	JUDY EISENMAN	
65	+ OREGON	05-10-09	1:53.76	65	+ SAN DIEGO	05-10-09	2:06.22
	JOY WARD	ROBERT SMITH			BETSY JORDAN	PETER ANDERSEN	
	BARBARA FRID	TOM LANDIS			KEEFE LODWIG	JACKIE MARR	
75	+ FMM	04-29-01	2:35.78	75	+ WALNUT CREEK	05-10-09	2:46.58
	FLORENCE CARR	BRUD CLEAVELAND			DONALD BROWN	NORMAN STUPFEL	
	REGAN KENNER	PAUL HUTINGER			JOAN ALEXANDER	DONNA MONROE	
85	+ FMM	02-15-04	4:22.87	85	+ FMM	02-15-04	4:54.53
	FRANK TILLOTSON	KAY SCHIMPF			FRANK TILLOTSON	BRUD CLEAVELAND	
	GERTRUD ZINT	BRUD CLEAVELAND			GERTRUD ZINT	KAY SCHIMPF	
95	+			95	+		
***** RELAY 400 YD. FREE - MIXED *****				***** RELAY 400 YD. MEDLEY - MIXED *****			
18	+ NEM	04-07-02	3:25.12	18	+ RED TIDE NYC	03-29-09	3:41.71
	PETE CADWELL	JESSICA STOKES			KRISTIN GARY	SCOTT WERNER	
	EMILY WANG	JASON EADDY			KAITLIN MOUGHTY	JEREMY FAIN	
25	+ RED TIDE	04-24-10	3:24.32	25	+ RED TIDE	04-25-10	3:45.13
	KRISTIN GARY	SUSAN WAGER			KRISTIN GARY	NICHOLAS WERNER	
	DAVID LIPPIN	NICHOLAS WERNER			TAL SHPAIZER	DAVID LIPPIN	
35	+ VIRGINIA	03-15-08	3:28.42	35	+ WALNUT CREEK	04-19-09	3:48.70
	SHANNON SUMMERLIN	JEN JOHN			DEBBIE SANTOS	ROQUE SANTOS	
	CHRIS JOHN	DAN SUMMERLIN			ALISON ZAMANIAN	DAVID BOATWRIGHT	
45	+ WALNUT CREEK	04-13-08	3:34.92	45	+ OREGON	05-02-04	4:00.80
	GREG REMMERT	LAURIE VIDAL			K.ANDRUS-HUGHES	PAT ALLENDER	
	CAREN MCNAMARA	DAVID BOATWRIGHT			COLETTE CRABBE	MIKE TENNANT	
55	+ GOLD COAST	05-29-10	3:53.08	55	+ TAM	04-19-09	4:22.67
	CRAIG BURNS	BARBARA PROTZMAN			RICHARD BURNS	KENNETH FROST	
	PAT SARGENT	DAVID QUIGGIN			LAURA VAL	JUDY EISENMAN	
65	+ VIRGINIA	04-13-08	4:36.77	65	+ SAN DIEGO	04-01-07	5:20.49
	HARRY SOBER	JOHNNIE DETRICK			BETSY JORDAN	BOB BEST	
	ART WOLFE	BETH SCHREINER			MIKE FRESHLEY	GYNT CLIFFORD	
75	+ WALNUT CREEK	04-17-10	5:55.27	75	+ WALNUT CREEK	04-19-09	7:11.26
	DONALD BROWN	NORMAN STUPFEL			ROBERT MAYO	FRANK NIEMAN	
	JOAN ALEXANDER	DONNA MONROE			ANN HIRSCH	JEAN DUNCAN	
85	+			85	+		
95	+			95	+		
***** RELAY 800 YD. FREE - MIXED *****				***** RELAY 800 YD. MEDLEY - MIXED *****			
18	+ NEM	03-30-03	7:32.95	55	+ TAM	04-19-09	8:54.85
	REBEKAH LORENZ	PETER WORLAND			RICHARD BURNS	KENNETH FROST	
	JASON EADDY	JESSICA STOKES			LAURA VAL	LINDA SHOENBERGER	
25	+ ILLINOIS MSTR	04-04-04	7:25.46	65	+ SAN DIEGO	04-01-07	10:36.77
	JENNIFER RIDGE	NADINE DAY			BETSY JORDAN	MIKE FRESHLEY	
	PATRICK ELDER	MATT KELLER			GYNT CLIFFORD	BOB BEST	
35	+ ILLINOIS	04-17-05	7:24.36	75	+ WALNUT CREEK	04-19-09	12:18.74
	LIZ DILLMANN	JENNIFER RIDGE			ROBERT MAYO	ANN HIRSCH	
	RON KURZA	MATT KELLER			NORMAN STUPFEL	DONNA MONROE	
45	+ WALNUT CREEK	04-17-09	7:51.33	85	+		
	DAVID BOATWRIGHT	CHARLENE O'BRIEN					
	MARGEE CURRAN	BRAD GOTHBERG					
95	+						

Facility Map





See you at the USMS 2011 Summer Nationals in Auburn, Ala.

