



presented by



Time Line

Women's Start Times	Event	Men's Start Times
Thursday, July 5, 2012		
8:00 a.m.	1-2: mixed 1500 free (deck seeded)	8:00 a.m.
1:15 p.m.	3-4: mixed 800 free (deck seeded)	1:15 p.m.
	<i>Approximate finish time 5:30 p.m.</i>	
Friday, July 6, 2012		
8:00 a.m.	5-6: 400 IM (deck seeded)	9:15 a.m.
10:25 a.m.	30-minute warm-up in competition pool	
10:55 a.m.	7-8: 100 butterfly	11:20 a.m.
11:55 a.m.	9-10: 50 freestyle	12:25 p.m.
1:05 p.m.	11-12: 200 backstroke (deck seeded)	2:00 p.m.
2:55 p.m.	13-14: 100 breaststroke	3:40 p.m.
4:25 p.m.	15-16: 200 free relay	4:55 p.m.
	<i>Approximate finish time 5:20 p.m.</i>	
Saturday, July 7, 2012		
8:00 a.m.	17: women's 400 free (deck seeded)	NA
9:55 a.m.	30-minute warm-up in competition pool	
10:25 a.m.	19-20: 100 freestyle	11:10 a.m.
12:25 p.m.	21-22: 200 breaststroke (deck seeded)	1:10 p.m.
2:05 p.m.	23-24: 50 backstroke	2:35 p.m.
3:10 p.m.	25-26: 200 butterfly (deck seeded)	3:45 p.m.
4:20 p.m.	27: mixed 200 freestyle relay	4:20 p.m.
5:20 p.m.	29-30: 200 medley relay	5:55 p.m.
	<i>Approximate finish time 6:20 p.m.</i>	
Sunday, July 8, 2012		
NA	32: men's 400 Free (deck seeded)	8:00 a.m.
10:00 a.m.	30-minute warm-up in competition pool	
10:30 a.m.	33: mixed 200 medley relay	10:30 a.m.
11:00 a.m.	35-36: 50 breaststroke	11:25 a.m.
11:45 a.m.	37-38: 100 backstroke	12:25 p.m.
1:10 p.m.	39-40: 200 freestyle (deck seeded)	1:55 p.m.
2:50 p.m.	41-42: 50 butterfly	3:10 p.m.
3:40 p.m.	43-44: 200 IM (deck seeded)	4:20 p.m.
	<i>Approximate finish time 5:15 p.m.</i>	

This time line is only a guide for swimmers to use in determining the approximate start of all events. We may run ahead of or behind the estimate. It is the responsibility of all swimmers to get to the pool well before their event and be behind the blocks before their event starts.

All swimmers must check in for each deck seeded event by the check-in deadline.

Welcome to

Omaha, Nebraska
and the

2012 Marriott U.S. Masters Swimming Summer National Championship





Methodist makes Omaha healthier.



Dr. Dittrick and Jeff, RN
Surgery

Methodist's impact on the health and well-being of families reaches far and wide. Regionally, we perform more surgeries and offer the only medical campus dedicated to women. But our impact goes beyond medical expertise. Because Methodist is where innovation meets compassion, working together to advance health and save lives. That's the meaning of care. bestcare.org



The meaning of care.®



City of Omaha
Jim Suttle, Mayor



Office of the Mayor
1819 Farnam Street, Suite 300
Omaha, Nebraska 68183-0300
(402) 444-5000

Dear Friends:

Welcome to Omaha and to the 2012 Marriot United States Masters Swimming (USMS) Summer Nationals Swim Meet! It has taken many years of hard work and dedicated practice to reach this milestone, and I congratulate you on your efforts. I am confident that each swimmer will compete with enthusiasm. Records may be broken and new goals will be set, but remember that as long as you give your best effort you will go home a winner.

I am sure that the competition and pageantry surrounding the USMS Summer Nationals will occupy much of your time in Omaha; however, I encourage you to take some time away from the action and explore all of the amazing athletic and cultural opportunities that Omaha has to offer. Whether you travel to Werner Park and watch the Omaha Storm Chasers dominate the diamond or spend a relaxing day taking in the sights and sounds of America's top-rated Henry Doorly Zoo, I hope that you, your family, and your friends make lasting memories here in the Big O!

I am proud of what our city offers and hope you enjoy your stay in Omaha. Whether it's your first time or not, I certainly hope it's not your last. If you need any assistance while here, don't hesitate to contact the Omaha Convention and Visitors Bureau at (402) 444-4660 or visit them online at www.visitomaha.com. Once again, welcome to Omaha and enjoy the action of the 2012 Marriot USMS Summer Nationals Swim Meet.

Best wishes,

Jim Suttle, Mayor
City of Omaha

Free your freestyle.



Stop counting laps — let Garmin Swim™ do the math. It's the only pool swimming watch that logs your distance, pace, stroke count and stroke type and includes free online analysis, storage and sharing at Garmin Connect™. See it at Garmin.com/swim

Follow the leader.

Special thank you to...

Harold Cliff - Omaha Sports Commission

Stan Benis - MECA

Levy Restaurants - Britney Hansen, Christi Hopp

Tom Boak - Meet Director

Sandi Rousseau/Jeff Roddin - Liaisons from the Championship Committee

USMS National Office - Rob Butcher, Tracy Grilli, Jim Matysek, Anna Lea Matysek, Kyle Deery, Laura Hamel, Luke Shaheen, Susan Kuhlman

Nebraska LMSC - Erin Sullivan, Sue Nutty

Walt Reid - Top 10 and Records

Tom Taylor - Hy-Tek

Guy Gibbons and his team from Omega

Officials - Jacki Allender, Meet Referee, Herb Schwab, Administrative Referee, Patrick Allender, Pat Baker, Linda Eaton, Marnie Kern, Kelly Peterson, Steven Goldman, Fred Pigott, Gene Mielke, Bill Koss, Keith Dukes, Allen Hillman, Thomas Dawson, Ed Saltzman, Claude Humbert, Stephen Winslow, Patrick Nunan, Robert Scandary

USMS - Nadine Day, President; Jeff Roddin, Championship Committee Chair; Ralph Davis, Treasurer; Homer Lane, Finance Committee Chair; Laszlo Eger, Liaison from the Finance Committee

Kastaway - T-shirts for the volunteers

Kiefer - T-shirts for the on-deck coaches

Nike - Polo shirts for the Officials

Thank you Friends of Summer Nationals

Special thanks to Steve Hasty at Hasty Awards, who donated the special gift, a replica medal key chain, for all the "Friends of Summer Nationals."

Bruce Meintjies
Patrick Allender
Elke Asleson
Bob Bailie
Alan Bell
Thomas Boak
Patrick Brundage
Donna Buck
Rob Butcher
Bobbie Carlson
Frank Cody
Bob Couch
Lisa Dahl
Ross Davis
Nadine Day
Arlene Delmage
David Diehl
Sally Dillon
Michael Doane
Betsy Durrant
Catherine Eberle
Barb Edgar

Kathryn Froehlich
Jack Groselle
Laura Groselle
Henry Half
Laura Hamel
Brinker Harding
Kevin Hoffman
David Holland
Tom Holmberg
Esther Iseppi
Burwell Jones
Roger Kahn
David Kohll
Jeanne Lappin
Barbara (Babs) Larsen
Peter Lee
Joann Leilich
James Lucas
Sergio Martinez
Don Mehl
Douglas Miller
Richard Monahan
Joseph Morozin
Stephen Mullins
Young Oliver
Paula Pardy
Tim Patterson

Terri Postma
Mark Pugliese
Louis Raiborn
Karla Rees
Ellen Reynolds
Nancy Ridout
Sandi Rousseau
Pete Schwenker
Ellen Shockro
Chuck Sloup
Denise Smart
Sandra Stenglein
Dan Stephenson
Todd Stultz
Ralph Swiger
Chip Taylor
Anthony Thompson
Jim Thompson
Rafael Velez
Rick Walker
Chris Wall
Sue Watts
Lauren Williams
Alis Rojas Woodard
Albert Woods
Robert Wright
Lynn Wymelenberg

Thank you

Special
thank you
to our
**Meet
Sponsors**

GARMIN[®]

OMAHA[™]
visitomaha.com



METHODIST
HEALTH SYSTEM

Thank you
Event Sponsors

The IMT Group

Men's and Women's 400 IM

Nebraska Masters

Men's and Women's 100 Breaststroke

P2Life

Men's and Women's 50 Backstroke

Woodlands Masters Swim Team

Men's and Women's 50 Breaststroke

Dedicated to Tom Boak. Thanks for your great support and leadership for the past 30+ years. -WMST

P2Life

Men's and Women's 100 Backstroke

P2Life

Men's and Women's 200 IM

Contents

<i>Time Line</i>	<i>Inside Front Cover</i>
Meet Information	3
Club Roster — Local Clubs	7
Club Roster — Regional Clubs	11
Athlete Roster (by Club)	12
Day 1 — Thursday, July 5	21
Day 2 — Friday, July 6	28
Day 3 — Saturday, July 7	43
Day 4 — Sunday, July 8	57
National Records	73
Facility Map	95



THE FASTEST SWIMMERS SWIM IN A MYRTHA!

SIMPLY THE FASTEST POOLS!

The Records say they are! Over 90% of all World Records set in North America since 2004 have been set in Myrtha Pools.

SIMPLY THE QUICKEST INSTALLATION TIME

From Start to Finish, there is no technology that offers the speed of installation time. 10 DAYS? Ask the City of Omaha! Myrtha installed two 50-meter pools in the CenturyLink Center for the 2012 U.S. Team Trials in just 10 days.

SIMPLY THE BEST VALUE

Myrtha Pools is the most inexpensive technology to have over the life of the building. There are no plaster repairs and no retiling as with other pools. With these costly repairs every 5-6 years, you simply can't afford not to have a Myrtha Pool.

SIMPLY THE GREENEST

Myrtha Pools has the lowest carbon footprint on the environment compared to traditional methods, and as much as 53% lower than concrete.



SIMPLY THE BEST!



Myrtha
Pools®

PROUD PARTNER



Meet Information

LANE NUMBERING

If you are standing behind the blocks at the start end of the pool (excluding 50s), the blocks will be numbered 0 through 9, from right to left. Make sure you pay attention when you report to your lane. There will be lane marshals to help you find your lane, collect and check relay cards, and to assist you onto the blocks if you need assistance. There will be no timers behind the blocks.

FLY-OVER STARTS

Throughout the meet (with the exception of the 50s, backstroke events, and medley relays), we will be using fly-over starts for both individual events and relays. This means that when you finish your event, you must hang on the lane lines until your heat finishes. When the referee tells you, you must clear the pool to either side. **You may not clear the pool by climbing out at the end wall at any time.**

SEEDING

The 50s and 100s have been preseeded, with the oldest age groups first, slowest to fastest within each age group, women and men separate. All other events except the 1500 and 800 will be deck seeded slowest to fastest by entry time, regardless of age, women and men separate. The 1500 and 800 will be deck seeded slowest to fastest by entry time, regardless of age with men and women combined. **All events 200 meters and longer will be deck-seeded and require positive check-in.** The women's heats will precede men's heats for each event (except the 1500 and 800).

CHECK-IN FOR ALL 200s AND 400s; AND 1500 AND 800

Positive check-in is required for events 200 meters and longer. Check-in can be done in person at the pool or online. Coaches or teammates may check in for those swimmers whose travel plans do not permit check-in by the deadlines. Check-in online at usms.org/comp/lcnats12/heats/checkin.php. Failure to check in will result in the swimmer being scratched from the event and the swimmer will not be permitted to swim that event at another time.

CHECK-IN TIMES

For each of the following events, online check-in (at usms.org) opens Tuesday at 7:00 a.m. (CDT) and closes at the same time as onsite deadlines. Onsite check-in for all events will open Wednesday at 3:00 p.m. (CDT) and will close according to the following schedule:

Thurs., July 5	1500 freestyle 800 freestyle	7:00 a.m. 9:00 a.m.
Fri., July 6	400 IM 200 backstroke	7:00 a.m.
Sat., July 7	400 freestyle (women) 200 breaststroke 200 butterfly	7:00 a.m.
Sun., July 8	400 freestyle (men) 200 freestyle 200 IM	7:00 a.m.

SCRATCHES

Any swimmer failing to report to the proper lane in the correct heat of an event shall be scratched from that event and shall not be permitted to swim that event at another time.

RELAY INFORMATION

Swimmers may enter relays until 4:00 p.m. on the day before the relay is scheduled. Each competitor is allowed to swim only one freestyle relay, one medley relay, one mixed freestyle relay and one mixed medley relay. The entry fee for each relay is \$16 (cash or check only). Relay entries are submitted at the relay desk in the registration area. Each of the four members of the relay team must be registered with the same Masters club. The relay entry fee is in addition to individual events. Complete relay information is available at the relay desk in the registration area. Relay cards may be picked up at 8:30 a.m. on the day of the relay, at the relay desk located near registration.

Substitution of swimmers is allowed until the relay swim starts. You must enter any changes on the relay card prior to giving the card to the lane marshal just before the relay is swum. No changes in age group or seed time are allowed. Any change of swimmers must keep the relay team in the same age group or the relay will be disqualified.

Relay cards will not be checked for mistakes and omissions made by club representatives. Disqualifications resulting from mistakes and omissions shall not be reconsidered. Accuracy and completeness are the responsibility of the coaches and/or swimmers submitting the relay cards.

There is a winner in each of us



Having the courage to challenge your personal best is what makes us a champion.

We proudly celebrate the success of the 2012 U.S. Masters Swimming Summer Nationals.

wellsfargo.com

© 2012 Wells Fargo Bank, N.A.
All rights reserved.
Member FDIC. 123498 04/12

Together we'll go far



Meet Information

RELAY DEADLINES

Thurs, July 5	200 freestyle relay (women's and men's)	4:00 p.m.
Fri., July 6	200 mixed freestyle relay 200 medley relay (women's and men's)	4:00 p.m.
Sat., July 7	200 mixed medley relay	4:00 p.m.

WARM-UP TIMES

The competition pool will be open for warm-up on Tuesday, July 3, from 4:00 p.m. to 7:00 p.m. and on Wednesday, July 4, from 3:00 p.m. to 7:00 p.m. On competition days, both the competition pool and the warm-up pool will be open from 6:30 a.m. until 7:50 a.m. and the warm-up pool will be available from 7:50 a.m. until the conclusion of the day's final event. The competition pool will also be open for warm-up for 30 minutes following the last heat of the 400 IM and 400 freestyle events on Friday, Saturday and Sunday, respectively. The competition pool will be open for at least 30 minutes following the last event each day and until at least 7:00 p.m. on Thursday, July 5.

WARM-UP PROCEDURES

Swimmers must enter the pool feet first in a cautious and controlled manner. No diving or backstroke starts will be allowed except in designated sprint lanes. There will be a designated sprint lane in the warm-up pool and diving and backstroke starts will be allowed throughout the meet. Two lanes will be designated as one-way sprint lanes during the pre-meet warm-up session in the competition pool only. Any swimmer who acts in an unsportsmanlike or unsafe manner within the swimming venue, may be considered for appropriate action or penalty by the referee (rule 102.13.3). Pull buoys, kickboards, fins and hand paddles are not allowed in the competition pool or the warm-up pools.

SPLIT NOTIFICATION

Split requests for Records or Top 10 are required for an initial distance of an individual backstroke event. The swimmer is responsible for picking up the Split Notification Form from the Administrative Referee, filling it out and presenting it to the Administrative Referee prior to the swim. A split request for initial distances of all other individual events (excluding individual backstroke events) and for all relay leadoff splits has been submitted on behalf of all swimmers, and swimmers need not submit split requests for those events. Automatic split times will be submitted for USMS Top 10, however automatic split times from individual events may not appear in the USMS event rankings database.

TIME VERIFICATION (FORMERLY OVCS)

Swimmers needing verification of times or wishing to have their times entered into the USA Swimming SWIMS Database (for entry into USA-S national meets) should complete a form at the meet prior to the swim. Contact the Administrative Referee at the meet.

AWARDS

Medals will be given for first through tenth places in each age group for each event. A U.S. Masters Swimming championship patch will be given to each individual and relay team member for the first event won. Swimmers winning more than one event may purchase additional patches. Unclaimed awards will not be mailed.

CLUB SCORING

Championship banners will be presented to the top 10 clubs in the local and regional club divisions. These will be presented at the conclusion of the meet on Sunday, July 8.

ONLINE COVERAGE

Follow the event online at usms.org and on our Facebook page, where we will post photos and daily video recaps and stories.

Aqua Sphere



KAYENNE™ goggle long lasting comfort

Worn by Amanda Beard
7 time Medalist



Aqua Sphere®

Active Swim Equipment

www.aquasphereswim.com

Club Roster — Local Clubs

1	ABN	Abruna	41	DOM	Dominicana Masters
2	ABM	Academy Bullets Masters	42	EBSC	English Bay Swim Club
3	ADMS	Adirondack Masters	43	ETOB	Etobicoke Olympium Masters
4	ALEX	Alexandria Masters Swimming	44	FGST	Fig Garden Swim Team
5	AS	All Stars	45	FINS	Fins Aquatics Club
6	AMT	Aquatic Masters Team	46	FLA	Florida League Of Aquatics
7	AGM	Aquatics of Georgetown Masters	47	FMM	Florida Maverick Masters
8	ARKM	Arkansas Masters	48	FMMS	Flower Mound Masters Swimming
9	AGUA	Asphalt Green Masters	49	FHAM	Fort Hood Area Masters Swimmin
10	ART	Atlanta Rainbow Trout	50	FAST	Fort Worth Area Swim Team
11	AWJ	Atlanta Water Jocks	51	FMT	Fullerton Fast Masters Team
12	BRS	Bear River Swimming	52	GSM	Garden State Masters
13	BCTM	Bearcat Masters	53	GSC	Gator Swim Club
14	BERK	Berkeley (Nj) Aquatic Masters	54	GERM	Germantown Maryland Masters
15	BUMS	Binghamton Univ Masters	55	GOLD	Gold Coast Masters
16	BSLM	Birmingham Swim League	56	GSMS	Grand Strand Masters Swimming
17	BLU	Blu Frog Team	57	GRIN	Greater Indiana
18	BWAQ	Blue Wave Aquatics	58	GKMS	Greater Knoxville Masters
19	BBSS	Boulding Belugas	59	GCST	Gulf Coast Swim Team Masters
20	BSM	Brazos Splash Masters	60	HLJ	Holmes Lumber Jax
21	CSI	Cardinal Swimming Indiana	61	HOPK	Hopkins Masters Swimming
22	CAQM	Charger Aquatics Masters	62	COOG	Houston Cougar Masters
23	RATS	Chattanooga River Rats	63	INDY	Indy Aquatic Masters
24	CNSW	Cnsw	64	IMSC	Irving Masters Swim Club
25	1776	Colonials 1776	65	KNIG	KnightCrawlers
26	COLU	Columbia Masters Swim Team	66	LOM	Ladera Oaks Masters
27	CSMT	Columbus Sharks Masters	67	LYTA	Lake Lytal Masters
28	CVMM	Conejo Valley Multisport Maste	68	LVM	Las Vegas Masters
29	CSLA	Cote St-Luc Aquatics	69	LTMN	Life Time Minnesota Masters
30	CTSM	Covina Tri-Swim Masters	70	TXLA	Longhorn Aquatics
31	CMSC	Cowichan Masters Swim Club	71	LAPS	Los Angeles Peninsula Swimmers
32	CTMS	Crimson Tide Masters Swimming	72	MESC	Maine Masters Swim Club
33	CFSC	Cy-Fair Swim Club	73	MAM	Manatee Aquatic Masters Inc
34	DKTA	Dakota Masters	74	MMAC	Manitoba Masters Aquatic Club
35	DAMM	Dallas Aquatic Masters	75	MPM	Marin Pirates Masters
36	DANY	Danville Y Silver Dolphins	76	MARY	Maryland Masters
37	DAM	Davis Aquatic Masters	77	MOST	Masters of South Texas
38	DCM	DC Masters	78	MSBC	Masters Swimming British Colum
39	DCAC	District Of Columbia Aquatics	79	MUMS	McGill University Masters Swim
40	DOC	Doc IU Masters Swimming	80	METR	Metro Masters Swim Club

FUEL RIGHT, SWIM GREAT!



**U.S. MASTERS
SWIMMING**

Official Sponsor of USMS



Whether you're a marathon swimmer or a 50-yard sprinter, Hammer Nutrition has the products that you need to perform at your best. Give your body the clean, healthy fuel it craves and experience **long-lasting energy, increased endurance, reduced fatigue, and better recovery** guaranteed!

Photo : wadleyphotography.com

Try any of our superior fuels today and find out for yourself what it means to 'Fuel Right and Feel Great!®'



ORDER TODAY! 1.800.336.1977 / www.hammernutrition.com

Club Roster — Local Clubs

81	MWA	Midtown Weston Aquatics	121	SSMS	Shoals Sharks Masters
82	MINN	Minnesota Masters Swim Club	122	SRPM	Simon's Rock Pace Makers
83	MVN	Mission Viejo Masters	123	STFF	South Texas Flying Fish
84	MAAC	Modesto Area Aquatic Club	124	SWYM	South West YMCA Masters
85	MSC	Montclair Swim Club	125	SCAQ	Southern California Aquatic Ma
86	ANCM	Montgomery Ancient Mariners	126	SMRT	Southern Marlins Racing Team
87	MVM	Mountain View Masters	127	SWIA	Southwest Iowa Masters
88	MOVY	Movy Masters	128	SWAT	Spokane Waves Aquatic Masters
89	NCYM	National Capital YMCA	129	SVY	Spring Valley YMCA Masters
90	NEBR	Nebraska Masters	130	SPM	St Pete Masters Inc
91	NITR	Nitro Swimming	131	SLAM	St. Louis Area Masters
92	NAST	Noblesville Adult Swim Team	132	STAN	Stanford Masters Swimming
93	NBAC	North Baltimore Aquatic Club M	133	RAY	Stingrays Masters Swimming
94	NTEX	North Texas Masters	134	SFTL	Swim Fort Lauderdale
95	NORT	Nort'landers Swim Club	135	T2NM	T2 Naples Masters
96	NOVA	Novaquatics Masters	136	TAM	Tamalpais Aquatic Masters
97	O*H*	O*H*I*O Masters Swim Club	137	TMM	Tampa Metro Masters
98	OMSC	Okanagan Masters Swim Club	138	TANK	Tank Club
99	OKMS	Oklahoma Masters Swim Club	139	TGM	Team Greenville Masters
100	PALM	Palmetto Masters	140	TNYA	Team New York Aquatics
101	GMUP	Patriot Masters Swim Team	141	TPIT	Team Pittsburgh Masters
102	PAFC	Pennypack Aquatic & Fitness Cl	142	RIDG	Team Ridgela
103	PHX	Phoenix Swim Club	143	TMPO	Tempo Aquatics Masters
104	PCAT	Plano Wetcats	144	TERR	Terrapin Masters
105	PMST	Prairie Masters Swim Team	145	TOC	The Olympic Club
106	RRCC	Red River Channel Cats	146	TVM	Tri Valley Masters
107	REDT	Red Tide	147	TBH	Tribeach
108	RMST	Reston Masters Swim Team	148	TYMS	Trillium Y Masters Swimming
109	RMSC	Revelstoke Master Swim Club	149	TULS	Tulsa Masters Swim Club
110	RICE	Rice Aquatic Masters	150	UCLA	UCLA Bruin Masters
111	RICH	Richfield Swim Club	151	UNAT	Unattached
112	RGSC	Rio Grande Swim Club	152	USF	University of San Francisco Ma
113	ROSE	Rose Bowl Masters	153	VACA	Vacaville Swim Club
114	SAC	Sacramento Masters	154	VCM	Ventura County Masters
115	SDSM	San Diego Swim Masters	155	VMST	Virginia Masters Swim Team
116	SMM	San Mateo Masters	156	WCM	Walnut Creek Masters
117	SCMC	Santa Clarita Masters Club	157	WH2O	West Hollywood Aquatics
118	SRM	Santa Rosa Masters	158	WMST	Woodlands Masters Swim Team
119	SYSM	Sarasota YMCA Sharks	159	YHFM	YMCA Hub Fins Masters
120	SAWS	Sawtooth Masters	160	YWMA	Ywca Masters of Adams County

THE BIG GAME
WAS JUST THE
BEGINNING
INDIANAPOLIS

2013

U.S. MASTERS SWIMMING
SPRING NATIONALS

MAY 9-12

IU NATATORIUM



2013USMSSpringNationals

Club Roster — Regional Clubs

1	AKMS	Alaska Masters Swim Club	15	PNA	Pacific Northwest Aquatics
2	ARIZ	Arizona Masters Swim Club Inc	16	SMS	Southern Masters Swimmers
3	CMS	Colorado Masters Swimming	17	SWOM	Southwest Ohio Masters
4	FACT	Florida Aquatic Combined Team	18	SKY	Swim Kentucky Masters
5	GAJA	Georgia Masters	19	UTAH	Swim Utah
6	HMS	Hydropower Masters Swim Club	20	WMAC	Wisconsin Masters Aquatic Club
7	IM	Illinois Masters	21	WMSC	Wyoming Masters Swimming Club
8	IAMA	Iowa Masters			
9	MICH	Michigan Masters			
10	MM	Montana Masters			
11	NEM	New England Masters Swim Club			
12	NIAG	Niagara District Masters			
13	NCMS	North Carolina Masters Swimmin			
14	OREG	Oregon Masters			

Thank you Goodie Bag Sponsors

- Blue Cross and Blue Shield •
of Nebraska
- blueseventy •
- Burlington Capital Group •
- ConAgra Foods •
- Finis •
- Hammer Nutrition •
- Kiefer •
- Methodist Health System •
- Omaha Masters Swim Club •
- Poco Loco •
- Speedo •
- TRISWIM •
- TYR •
- Union Pacific •
- University of Nebraska-Omaha •
- Wells Fargo •

Athlete Roster — By Club

Name	Age	Name	Age	Name	Age	Name	Age
Abruna		Vargas, Daniel	M52	Beattie, John R	M51	Cattles, Steve	M53
Abarca, Wainer A	M23	Vargas, Enrique	M51	Bennett, Brooke	W32	Cusack, Clif	M43
Segura, Alonso AL	M46	Yost, Hunter	M61	Livingston, Terry	M45	Dau, Janice A	W50
Total: 2		Total: 14		Wood, Steve	M52	DeHaven, Kathleen	W40
Academy Bullets Masters		Arkansas Masters		Total: 4		Derr, Kirsten L	W48
Carlson, Ken	M38	Gillanders, David	M73	Blue Wave Aquatics		Doherty, Kevin J	M39
Total: 1		Martin, Doug	M59	Lautman, Scott M	M60	Edwards, Dan	M39
Adirondack Masters		O'Banion, Carie	W53	Total: 1		Eisenhuth, Matthew S	M38
Carvotta, Tom	M57	Terlouw, Lori T	W48	Boulding Belugas		Framke, Erin C	W39
Hurley, John T	M75	Tininenko, Brent M	M51	Boulding, Paul	M61	Ganiyev, Doston	M25
Kilroy, Thomas J	M70	Total: 5		Total: 1		Good, Tricia	W41
Quinn, Patrick J	M81	Asphalt Green Masters		Brazos Splash Masters		Gould, Tom A	M47
Total: 4		Adams, Noel V	M50	Schueckler, Leslie P	W57	Gullett, Jeffrey D	M29
Alaska Masters Swim Club		Bernstein, Richard F	M66	Total: 1		Hagadorn, Heather	W47
Brooks, Catherine	W64	Craffey, Joan P	W59	Cardinal Swimming Indiana		Hamilton, Nathan P	M18
Brooks, Forest	M65	Einsidler, Karen L	W56	Finch, William H	M47	Hamilton, Sarah T	W22
Harang, Tracie A	W40	Ellis, Richard	M80	Total: 1		Hashimoto, Christine L	W65
Knox, Kevin	M41	Fahey, Lisa	W42	Charger Aquatics Masters		Hatch, Eric	M38
Saline, Heather J	W43	Katz, Jane	W69	Decker, Nicholas W	M45	Hlad, Becca	W32
Tokman, Suha H	M57	Shechter, Stanley J	M80	Decker, Teddy S	W40	Holmes, Todd	M43
Total: 6		Sokolow, Steven P	M56	Supple, Robert C	M58	Hughes, Cindy S	W51
Alexandria Masters Swimming		Total: 9		Total: 3		Hughes, John S	M59
Harris, Mark E	M50	Atlanta Rainbow Trout		Chattanooga River Rats		Jensen, Brian R	M36
Total: 1		Webb, Cameron	M26	Beaty, John	M37	Kendig, Alicia M	W30
All Stars		Total: 1		Total: 1		Krell, David	M34
Kutsenko, Vadym	M67	Atlanta Water Jocks		Cnsw		Le Vasseur, Andrew P	M49
Total: 1		O'Leary, Britta	W28	Crabbe, Colette M	W56	Loper, Tracey E	W29
Aquatic Masters Team		Vazhenin, Igor V	M48	Total: 1		Louie, Jamie	M55
Iseppi, Esther	W54	Total: 2		Colonials 1776		MacClain, Dakota D	W21
Zeller, Max	M74	Bear River Swimming		Amundsen, Joseph S	M67	Martin, Thomas A	M20
Total: 2		Dodd, Dina	W49	Amundsen, Nick	M29	McCormick, Paul	M65
Aquatics of Georgetown Masters		Dodd, Kara	W20	Burke, Barbara B	W51	Melanson, Edward L	M50
Bibles, Shirley	W50	Total: 2		Hug, Laurie	W47	Meyer, Andrea	W49
Feather, Shawn M	W51	Bearcat Masters		Hunt, John W	M70	Najjar, Ellie S	W51
Jones, Philip W	M44	Zhai, Eric	M31	Stevens, Craig W	M59	Nemick, Gregory W	M24
Total: 3		Total: 1		Watts, Sue N	W58	Nydegger, Bryan C	M25
Arizona Masters Swim Club Inc		Berkeley (Nj) Aquatic Masters		Woods, Tina N	W55	Oberg, Jane G	W75
Brundage, Patrick W	M45	Bohan, Richard P	M61	Total: 8		Pettibone, Phillip	M21
Dawson-Cook, Susan E	W49	Niemi, Ken	M57	Colorado Masters Swimming		Phelps, Brian R	M48
DeBerry, Tyler	M28	Total: 2		Amos, Eddie B	M20	Phelps, Melissa S	W22
Dickson, Kurt F	M45	Binghamton Univ Masters		Armstrong, Patrick R	M21	Phelps, Michael R	M24
Gallagher, Kathy	W48	Tourtual, Dorothy M	W61	Bailey, Lauren T	W19	Prall, Winifred S	W65
Gillies, Judy L	W64	Total: 1		Barta, Nick R	M28	Rosinski, Thomas J	M42
Hagen, Dean	M50	Birmingham Swim League		Bergstedt, Brent M	M32	Sachs, Janet G	W75
Hill, Laurel S	W43	Hinson, Jan D	W58	Boileau, Mike	M51	Sappey, Andrew D	M52
Holly, Alan L	M65	White, James H	M42	Boileau, Ute C	W50	Sappey, Collette H	W48
Oo, Aung Sann	M31	Total: 2		Burgess, Thom	M70	Schwenker, Pete	M64
Speer, Pam	W61	Blu Frog Team		Carney, Kent	M65	Scott, Greg C	M53
				Catallo-Madruga, Marci H	W33	Streicher, H Pete	M62
						Vaughan, James M	M66
						Vieira, Scott D	M47

Name	Age	Name	Age	Name	Age	Name	Age
Colorado Masters Swimming		Jones, Eney	W52	Fig Garden Swim Team		Georgia Masters	
Walker, Sarah E	W28	McKenna, Clancy	M61	Glasrud, Donald H	M70	Alton, Dale	W55
Waterbury, Stuart S	M59	Moss, Regina	W46	Total: 1		Bugg, Bob	M55
Yoder, Margie E	W60	Patten, Bobby	M50	Fins Aquatics Club		Collett, Tracy	W42
Total: 64		Quigley, Jeff	M55	Jordan, Jim R	M47	Countryman, Marianne	W48
Columbia Masters Swim Team		Sikora, Rod	M52	Total: 10		Hankins, Malena	W39
Cole, Henry E	M68	Danville Y Silver Dolphins		Florida Aquatic Combined Team		Hooe, Donna L	W50
Total: 1		Day, Nadine K	W42	Campbell, Joan K	W82	McCarthy, Patrick J	M53
Columbus Sharks Masters		Total: 1		Felton, Linda R	W62	Quanrud, John O	M66
Keyser, David	M45	Davis Aquatic Masters		Henderson, Martha J	W76	Reid, Joe	M64
Total: 1		Elsbach, Kimberly D	W49	Lorenzi, Betty S	W85	Stolz, Irwin W	M83
Conejo Valley Multisport Mast		Kahn, Stuart L	M59	Smith, Karen	W43	Vazquez, Maria E	W47
Cleavenger, Becky	W49	Marshall, Finley D	M82	Trevison, Ellie	W69	Veater, Betty B	W66
Kirkpatrick-Reno, Nancy	W57	Marshall, Jeffrey D	M52	Trevison, Rick	M70	Woods, Albert H	M83
Nadler, Brian C	M23	Woodruff, David L	M56	Total: 7		Total: 13	
Stolshek, Bradley S	M51	Total: 5		Florida League Of Aquatics		Germantown Maryland Masters	
Total: 4		DC Masters		Meintjies, Bruce E	M71	Lappin, Jeanne L	W57
Cote St-Luc Aquatics		Hannam, Karen I	W72	Total: 1		Total: 1	
Figueroa, Roberto	M45	Total: 1		Florida Maverick Masters		Gold Coast Masters	
Total: 1		District Of Columbia Aquatics		Bogue, Sherri L	W48	Cole, Andrew J	M49
Covina Tri-Swim Masters		Stakem, Meredith A	W31	Hutinger, Margie	W72	Itriago, Hilario	M39
Lambert, Megan	W20	Total: 1		Hutinger, Paul	M88	Jackwin, Eric L	M23
Total: 1		Doc IU Masters Swimming		Rotole, Gregory S	M58	McIntyre, David R	M75
Cowichan Masters Swim Club		Bookwalter, George	M35	Tullman, Patricia A	W75	Owen, David H	M60
Varty, Eulah M	W78	Finn, Peter R	M58	Total: 5		Parsons, Roger L	M65
Total: 1		Schickore, Jutta	W48	Flower Mound Masters Swimming		Segovia, Vanessa	W29
Crimson Tide Masters Swimming		Wright, Robert E	M58	Schiemann, Steve	M50	Shead, Timothy M	M60
Reed, Ed	M69	Total: 4		Total: 1		Stewart, Ann K	W42
Taylor, Chip	M55	Dominicana Masters		Fort Hood Area Masters Swimmin		Total: 9	
Total: 2		Basilis, Carlos	M35	Hasbach, Christian	M38	Grand Strand Masters Swimming	
Cy-Fair Swim Club		Bertran, Lawrence O	M44	Total: 1		List, Robert W	M67
Rembach, Nicole	W51	Bonarelli, Pier P	M36	Fort Worth Area Swim Team		Total: 1	
Total: 1		Dalmasy-Laccetti, Ameriquin	W44	Trinks, Steve R	M55	Greater Indiana	
Dakota Masters		Fernandez, Gaston J	M42	Total: 1		Miller, Douglas A	M24
Bjorlie, Stacy G	W26	Maluf, Juan C	M40	Fullerton Fast Masters Team		Total: 1	
Bruns, Anneliese C	W27	Mieses, Franklin M	M38	Bergstrom, Robert W	M71	Greater Knoxville Masters	
Erickson, Tom A	M46	Payano, Cynthia M	W37	Mitchell, Robert W	M54	Lauer, William J	M78
Gosnold, Will D	M72	Ramirez, Yubelkis	W29	Total: 2		Total: 1	
Reed, Andrea	W33	Tejeda, Ana Y	W41	Garden State Masters		Gulf Coast Swim Team Masters	
Smith, Ben A	M26	Velez, Rafael A	M38	Fisher, Jane	W76	Tompkins, Ginger	W44
Tracy, Robin C	W48	Vicioso, Danilo	M49	Rosenbaum, Barbara I	W71	Total: 1	
Vaughan, Jefferson A	M57	Total: 12		Total: 2		Holmes Lumber Jax	
Total: 8		English Bay Swim Club		Gator Swim Club		Nickodem, Peter W	M63
Dallas Aquatic Masters		Krenzer, Brian R	M34	Haecker, Irina	W34	Total: 1	
Cole, Janie	W59	Total: 1		Holman, Mary E	W26	Hopkins Masters Swimming	
Harlow, Megan M	W25	Etobicoke Olympium Masters		Holman, Sara E	W26	Ballard, Barbara	W53
Heber, Scott	M46	Togias, Anna	W27	Schmidgall, Christina	W23	Beach, Timothy J	M35
Henderson, Kristin W	W52	Total: 1		Total: 4		Stone, Julie D	W41

Athlete Roster — By Club

Name	Age	Name	Age	Name	Age	Name	Age
Total: 3		Westphal, Kent B	M56	Total: 1		Fries, Beth	W54
Houston Cougar Masters		Young, Robert	M48	KnightCrawlers		Jones, William I	M75
Gellatly, Jill E	W45	Total: 42		Baker, Michelyn	W48	Kupan, Cheryl A	W48
Total: 1		Indy Aquatic Masters		Total: 1		Nguyen, Son	M33
Hydropower Masters Swim Club		Barber, Jim D	M53	Ladera Oaks Masters		Ross, Michael S	M44
Mabile, Glenn	M52	Bauer, Craig J	M60	Boyle, Catherine M	W46	Schmidt, Michael J	M50
Macias, Jesse G	M54	Bowen, Kris	W50	Cambra-Brungard, Jeanne	W60	Wendel, Hans D	M76
Tomlinson-Macias, Melinda R	W54	Christoffel, Ben J	M36	Total: 2		Total: 7	
Total: 3		Davies, Patti	W30	Lake Lytal Masters		Manatee Aquatic Masters Inc	
Illinois Masters		Gettelfinger, Cheryl M	W55	Larson, Kristin	W46	Clemmons, Jim	M62
Anderson, John H	M62	Goldstein, Mel E	M74	Total: 1		Total: 1	
Anderson, Mark J	M59	Jones, Rose	W34	Las Vegas Masters		Manitoba Masters Aquatic Club	
Bateman, Bryan J	M65	Mennen, Marty A	M76	Adams, Kari S	W46	Leier, Brian	M54
Blumenthal, Jeffrey S	M58	Meyers, Susan L	W70	Barry, Robin B	W45	Total: 1	
Bugner, Daniel L	M37	Miller, Douglas K	M66	Boodt, Heidi M	W43	Marin Pirates Masters	
Burfeind, Betty	W65	Pedersen, Christine E	W54	Burke, Colleen R	W27	Sutherland, Erica	W53
Cordero, Billy	M45	Quigley, George J	M72	Counts, Glenn M	M35	Total: 1	
Cunnick, Charles W	M26	Stephens, Ryan K	M41	Dwyer, Jesse D	M20	Maryland Masters	
Del Greco, Jane B	W56	Thompson, Jim M	M61	Fulljames, Rick C	M61	Hiskey, Justin R	M28
Delanois, Barbara	W57	Zedonis, Lisa L	W51	Gaines, Billy	M31	Mathews, Erin	W27
Dodson, Phil L	M59	Total: 16		Goldsmith, Dara	W46	Total: 2	
Francis, Lee	M51	Iowa Masters		Grolle, Jamie V	W29	Masters of South Texas	
Froehlich, Kathryn	W50	Bendorf, Judy A	W73	Gross, Kelly	M46	Barnea, Daniela	W68
Giles-Ott, Ruth	W44	Bower, Norman F	M59	Magee, Mark A	M44	Birkhead, Jane C	W72
Goodwin, Amy	W31	Brown, Tim	M50	Meacham, Garth D	M30	Blake, William V	M75
Hacker, Sara	W48	Carey, James D	M71	Meteyer, Beverly B	W59	Blanco, Alonso O	M38
Holmberg, Tom	M54	Cornish, K C	M56	Post, Heather M	W42	Callaway, Linda	W59
Howland, Heather	W32	Davenport, Mary E	W52	Rogers, Darlene	W57	Clifford, Gynt	W74
Jones, Cynthia L	W62	Dietz, Flo C	W77	Thornham, Chris J	M31	Cuda, Suzanne E	W52
Kafka, Heidi	W50	Donner, Jason C	M38	Yang, ZhanTao	W24	Davis, Josh	M40
Kooy, Elizabeth A	W41	Edwards, Andy	M48	Total: 18		Gale, Andrew J	M46
Krismanits, Gene H	M57	Fox, Elizabeth M	W44	Life Time Minnesota Masters		Goggin, Georgia	W83
Malas, Bryan	M45	Fritts, Jack M	M62	Hugo, John M	M52	Half, Henry M	M70
Mc Neil, Porter	M53	Gerkin, Scott T	M53	Total: 1		Holloway, Colleen J	W59
McCabe, Thomas J	M55	Happel, Diane M	W48	Longhorn Aquatics		Ingraham, Susan R	W53
McDaniel, Georgia	W66	Johnson, Ruth B	W79	Blessing, Tyler J	M40	Johnston, Graham M	M81
Mullins, Stephen M	M80	Kealy, Daniel E	M54	Guthrie, David M	M52	Lindsey, Connie	W60
Nolan, Maureen	W66	Kealy, Tom P	M56	Hilpert, Bess	W57	Oster, James F	M71
Phinney, Scot	M56	LaBresh, Megan C	W33	Huggins, Dale R	M40	Raiborn, Louis M	M81
Pushka, Dave	M49	Moyle, Greg D	M36	McKee, Chris	M33	Richey, Steven C	M52
Ridge, Jennifer	W44	Patterson, Daniel A	M52	Rasmussen, Anders M	M49	Total: 18	
Rummer, Patricia A	W70	Pratkelis, Pete T	M45	Sauer, Jim	M55	Masters Swimming British Colum	
Saxton, Carleton S	M43	Shephard, Scott R	M40	Van Matre, Traci A	W25	Brault, Danielle	W56
Schwartz, Lisa	W49	Sieh, Gregory M	M65	Total: 8		Hartford, Doug S	M49
Stevens, Ann B	W79	Thomas, Phelan R	M55	Los Angeles Peninsula Swimmers		Kelsall, Rosemary	W50
Thiry, Michael A	M37	Trump, Barry C	M65	Van Nort, Steven	M61	Total: 3	
Traynor, John	M53	Whitehead, Dorothy A	W77	Willis, Gregory B	M64	McGill University Masters Swim	
Tuchler, David	M54	Total: 25		Total: 2		Campbell, Jennifer	W37
Welker, Susan B	W50	Irving Masters Swim Club		Maine Masters Swim Club		Total: 1	
Wendt, George F	M65	Myer, Cynthia J	W59				

Name	Age	Name	Age	Name	Age	Name	Age
Metro Masters Swim Club		Smollen, Carol S	W68	Fugate, Chris K	M36	Total: 64	
Kyff, Jennifer J	W39	Wallace, Tricia M	W31	Glidden, Chip	M62	National Capital YMCA	
Monahan, Richard S	M71	Walsworth, Alyssa S	W28	Green, Bob E	M47	Lee, Peter S	M42
Schoenlank, Julie A	W32	Total: 25		Gunther, Heather	W32	Nakahodo, Sidney	M37
Total: 3		Mission Viejo Masters		Harden, Shari	W45	Total: 2	
Michigan Masters		Albright, Philip W	M52	Holcomb, Barry R	M43	Nebraska Masters	
Amelon, Mitzi C	W49	Batcheller, Jennifer A	W44	Hoover, Kim L	W46	Andersen, David R	M52
Bailey, Jeff M	M45	Campbell, John F	M65	Hurst, Joan E	W48	Anderson, Barbara	W59
Cody, Frank J	M72	Commons, Trisha M	W48	Hutchison, Ian M	M26	Anderson, Corey S	M38
Cowing, John M	M63	Sorenson, T	W46	Kidder, Mike	M46	Apker, John L	M51
Doak, Kevin	M31	Sorenson, Tom C	M39	Kovach, Brandon C	M41	Bach, Maggie C	W24
Doud, Bob R	M89	Taylor, Jeff S	M56	Lee, Ryan E	M36	Baltes, Paul	M41
Early, Marilyn E	W55	Total: 7		Lees, Terri A	W59	Barr, J B	M44
Martin, Raymond	M75	Modesto Area Aquatic Club		Leonard, Jeffrey D	M52	Barr, Julie	W42
Pawloski, Shannon C	W20	Neumann, Pamela	W66	Leonard, Marissa C	W20	Beeman, Daniel P	M19
Shaffer, Karl E	M53	Total: 1		Loecke, Heidi L	W41	Beeman, Gregg F	M62
Thompson, Frank L	M61	Montana Masters		Luby, Timothy J	M55	Bikus, Sandy B	W43
Weiss, Patrick J	M53	Avery, John H	M70	Magnusson, Brent	M41	Borland, Michael D	M51
Total: 12		Avery, Susan H	W70	Martin-Sherlock, Ann L	W42	Bortolotti, Rebecca A	W38
Midtown Weston Aquatics		Total: 2		McCullough, Eric M	M33	Bowcott, Sydney J	M35
Andreano, Vincent F	M68	Montclair Swim Club		Moore, Scott R	M40	Broderick, John M	M30
Echeverria, Carmen I	W72	Scalise, James A	M61	Murray, Dave	M80	Bucklin, Jon P	M48
Gomez, Yaritza	W35	Total: 1		Nguyen, Bao	M33	Butler, Owen D	M40
Lima, Raphael G	M31	Montgomery Ancient Mariners		Noble, Dave N	M69	Carda, Dianna L	W56
Roski, Richard A	M63	Pugliese, Mark	M60	O'Dell, Richard S	M35	Carlson, Bobbie C	W67
Seibold, Trey R	M44	Roddin, Hugh J	M70	Orwick, David	M53	Cassling, Lori S	W55
Total: 6		Roddin, Jeffrey H	M43	Pallo, Cassy	W31	Chang, Tinjin P	M43
Minnesota Masters Swim Club		Roddin, Julie	W36	Perry, Lyndon	M49	Christensen, Sue M	W56
Anderson, Jay	M56	Roddin, Ruth A	W69	Peterfish, Christie L	W26	Collins, Russell S	M40
Anderson, Marc S	M63	Total: 5		Recalde, Marco I	M58	Connolly, Molly E	W30
Armstrong, Jeff J	M48	Mountain View Masters		Reynolds, Kelly M	W42	Cooperrider, Beth C	W45
Awad, Omar	M44	Campbell, Chris	M51	Reynolds, Troy W	M41	Culjat, Janet M	W36
Cutter, Elizabeth V	W60	Kadi, Mike	M48	Rezek, Tony	M40	Deman, Carol	W72
Fine, Gary M	M62	Rees, Karla E	W40	Riley, John J	M52	Deman, Ken	M74
Furman, Joseph E	M80	Total: 3		Schwan, Bernadette	W38	DiBiase, Patrick J	M57
Germonprez, Elizabeth H	W40	Movy Masters		Sherman, Bill	M54	Dinkins, Catherine	W23
Holthus, Brian K	M55	Barton, Rebecca A	W46	Skoglund, Shannon	W29	Divis, Gregory C	M49
Ihrke, Annette C	W30	Blattner, Susan	W55	Spann, Sara	W27	Drake, Bruce	M50
Jacobson, Brian L	M39	Bohl, Nan	W83	Stewart, Mark A	M50	Eberle, Catherine M	W56
Kryka, Nancy	W57	Calwell, Mike N	M72	Stewart, Tony A	M39	Edgar, Barb L	W50
Larsen, Barbara (Babs) H	W65	Catt, Vicki L	W51	Stover, Joy	W36	Ehrhorn, Kristian J	M46
Linden, David R	M39	Cohen, Sandy	M47	Terzopoulos, Lori	W46	Enenbach, Jonathan D	M28
Magee, Pete	M75	Curran, Emily T	W33	Thompson, Anthony G	M48	Fangman, Larry M	M54
Mollenhauer, Dianna L	W27	Davis, Peter E	M47	Thompson, Reese E	M53	Fredrick, Derron C	M45
Myers, Samuel L	M63	Denney, Jenny	W29	Washburn, Michelle	W38	Frisbie, Adam	M48
Nielsen, Charles D	M67	Easterla, David A	M74	Welchlin, Bob	M55	Gehr, Shannon J	W28
Ogden, Pamela C	W55	Elsener, Lisa M	W43	Wells, Brad R	M51	Goldstein, Donald E	M66
Olhofs, Jared	M30	Fellows, Hilary	W35	Wiewel, Matt	M44	Green, Amber-Sky	W41
Ripken, Bryan	M40	Ferm, Rebecca A	W25	Woodshank, Joseph P	M39	Green, Matthew L	M41
Schlichting, Randy J	M47			Wright, Robert W	M62	Greenberg, Barton H	M88
				Yellman, Don R	M62		

Athlete Roster — By Club

Name	Age	Name	Age	Name	Age	Name	Age
Nebraska Masters		Meridith, Benson B	M43	Steinauer, Amy S	W51	Kristek, Tom	M55
Gregory, Amanda	W27	Modde, James	M51	Steinauer, Nick	M50	Linnborn, Scott R	M42
Griffin, Bethanie	W23	Moravec, Mike D	M50	Stenglein, Sandra	W69	Total: 3	
Harding, Brinker	M51	Murphy, Brady C	M43	Sullivan, Erin M	W55	Noblesville Adult Swim Team	
Harkreader, Patricia C	W76	Murphy, Carrie L	W25	Sutton, Richard K	M64	Maydak, Jeffrey M	M39
Hartigan, John D	M67	Nance, Molly C	W47	Thayer, Emily	W22	Total: 1	
Haske, Daniel T	M37	Neal, Jeanie D	W52	Thayer, Laura	W20	North Baltimore Aquatic Club M	
Hefley, Elizabeth A	W31	Neal, John P	M50	Uberti, Mariano G	M39	Dawson, Deborah	W44
Heusinkvelt, Mitchell D	M30	Neary, Michaela	W58	Vacha, Steve J	M57	Total: 1	
Holland, Thomas D	M49	Needham, Susan L	W52	Watson, Paul	M43	North Carolina Masters Swimm	
Holthaus, Roger R	M73	Nelson, Jeffrey J	M42	Wehde, Barbara L	W24	Greene, Dana M	W43
Hopkins, Cait M	W23	Niemann, Tom	M38	Weihl, Kari N	W23	Klein, Jonathan E	M55
Horner, Ryan D	M38	Noble, John M	M49	Wells, Dave	M53	Martinez, Sergio	M76
Hugo, Duane	M55	Nolte, Rich	M39	White, Kenneth A	M55	Schmitz, Robert L	M60
Ingraham, Lynn	W52	Novinski, Carole J	W44	Wiegand, Joseph B	M49	Wolff, Celia	W46
Irvin, Mike	M45	Novinski, Dan E	M45	Wienk, Cody L	M39	Woodard, Alis Rojas	W52
Irwin, Eric A	M42	Nutty, Sue M	W58	Williams, Jo M	W58	Total: 6	
Jeter, DeeDee	W46	Nyffeler, Russell D	M58	Williams, Lauren J	W31	North Texas Masters	
Johnson, Becky J	W26	O'Connell, Kevin A	M53	Wright, Gregg F	M65	Lopez, Alex	M41
Kaminski-Doloto, Megan K	W29	Oeltjen, Julie B	W49	Wrobel, Sheila A	W48	Total: 1	
Kaseman, Ann E	W40	Oliver, Young P	M65	Zubrod, Stephen C	M58	Nort'landers Swim Club	
Kennedy, Ann	W51	Olson, Carol	W50	Total: 166		Brown, Perry	M60
Kennedy, Judy A	W75	Olson, Drew C	M26	New England Masters Swim Club		Kelson, Aaron R	M52
Kersten, Craig M	M46	Otto, Brigitte	W57	Bierwert, Karen	W60	Total: 2	
Ketcham, Lauren	W24	Patterson, Tim K	M55	Bright, David	M59	Novaquatics Masters	
Kinsella, Sarah R	W38	Payne, Elizabeth E	W30	Coakley, Marian W	W75	Angell, Tom	M72
Kleeman, Rolly D	M62	Perez-Mozaz, Maria	W35	Estel, Beth A	W56	Benner, Tord E	M53
Kline, Lindsey K	W25	Peterson, David A	M27	Ewen, Chrystena E	W38	Caldwell, Dionne B	W80
Kohl, David G	M49	Phillipson, Stephanie E	W33	Gambrel, Patrick A	M58	Collins, Michael D	M46
Konecny, Ron	M59	Phipps, Mariana	W68	Grilli, Tracy L	W55	Kramer, Stephanie	W38
Kraemer, John G	M59	Picon, Juan C	M41	Hummel, Barbara R	W60	Simpson, Susanne B	W52
Kratky, Bryan D	M39	Prey, Ken L	M46	Johns, Margaret S	W58	West, Steve T	M40
Krysl, Colin	M20	Prey-Luedtke, Sharill L	W48	Lawton, Robert K	M61	Total: 7	
Krysl, Gary L	M50	Prince, Patrick W	M50	Lin, Helen	W28	O*H*I*O Masters Swim Club	
Krysl, Ryan G	M22	Propst, Richard	M44	Maclennan, John	M61	Beck, Pam	W55
Kuhn, Amy A	W46	Pullen, Edward	M58	Martinez Borobio, Esther	W30	Guins, Ann H	W59
Kurutz, Lynn E	W51	Quandt, Tom B	M52	Martinez Quintanilla, Jordi	M31	Munson, Fred R	M54
Laclede, Laura	W33	Rasser, Eric D	M35	Miller, Elliot A	M29	Nance, Chad A	M40
Lanphier-Willson, Juliann	W35	Recker, Robert L	M46	Osterberg, Rick	M38	Ryan, Bill	M64
Lawton, Chad D	M23	Reed, Chuck	M52	Pansini Rose, Christina	W32	Smith, Melinda J	W60
Lebbert, Riley J	M23	Robertson, Scott A	M53	Plencner, Bob R	M60	Total: 6	
Little, Drew	M26	Ryan, Steve P	M48	Shaw, Greg J	M61	Okanagan Masters Swim Club	
Lowry, Mo C	M55	Samland, Gina M	W48	Stokes, Jessica N	W36	Hobbs, Brent P	M45
Malone, James A	M65	Sample, Betty	W64	Stokes, Karin E	W51	Zambon, Marjon	W66
Mantonya, Becky W	W40	Schaphorst, Karl	M45	Total: 21		Total: 2	
Matis, Mitchell P	M18	Sharman, Jared C	M24	Niagara District Masters			
Maust, Max M	M66	Silberstein, Peter	M60	Mayall, Randy S	M46	Total: 1	
McBride, Darcy A	W61	Simon, Chuck W	M40	Total: 1		Oklahoma Masters Swim Club	
McCord, Josh A	M27	Sloup, Chuck J	M49	Nitro Swimming		Badgley, David	M72
McGlynn, Michael J	M39	Smith, Scott	M50	Hahn, Richard	M70	Ragland, John C	M25
McKamy, Michael F	M50	Smits, Ted V	M51				

Name	Age	Name	Age	Name	Age	Name	Age
Total: 2		Jelen, Doug	M39	Doyle, Michael B	M48	Wymelenberg, Lynn A	W57
Oregon Masters		Johnson, Janet S	W58	Gibbs, Jim	M71	Total: 16	
Allender, Patrick	M54	Morrison, Jeffrey W	M57	Gooding, Jack	M59	Revelstoke Master Swim Club	
Andrade, Julie A	W51	Peterson, Steven B	M66	Greedy, Lisa G	W48	Szirmai, Alex	M55
Andrus-Hughes, Karen	W55	Preissler, Stella	W63	Langham, Jimmy T	M47	Total: 1	
Asleson, Elke M	W60	Reid, Walt	M72	McCarthy, Shaun	M52	Rice Aquatic Masters	
Boone, Lou	M51	Rice, Kenneth A	M38	Morris, Stephen L	M61	Blocker, Vicki S	W29
Bruce, Bob A	M64	Roudebush, George M	M87	Nelsen, Steve N	M52	Hardy, Rog	M66
Buck, Donna M	W53	Tourigny, Brittany N	W29	Senne, Sarah	W28	Jimenez, Carlos A	M48
Caswell, MJ	W51	Valley, Eric	M51	Stone, Stephanie	W45	Kone, Bruce C	M54
Cleary, Kevin H	M29	Warner, Frank	M63	Total: 11		Shiosaki, Daniel T	M28
Criscione, Anicia	W39	Welch, Sarah	W65	Prairie Masters Swim Team		Williams, Bruce F	M59
Delmage, Arlene	W50	Wetstone, Susan	W39	Falkner, Timothy A	M27	Total: 6	
Frid, Barbara	W70	Yung, Cejih J	M27	Hanson, Betty A	W50	Richfield Swim Club	
Goodman, Ann R	W53	Total: 31		Hodges, Jeff W	M37	Reinke, Karalee	W36
Harrington, Sue	W55	Palmetto Masters		Hodges, Jenny A	W38	Total: 1	
Landis, Tom	M70	Brzezinski, Jay	M65	Isch, Anita M	W26	Rio Grande Swim Club	
Larson, Allen J	M59	Total: 1		Klein, Stephanie M	W30	Mehl, Don	M61
Miller, Matt D	M35	Patriot Masters Swim Team		Mueller, Edie J	W52	Total: 1	
Peyton, Mike W	M57	Livingston, Leslie C	W51	Pardy, Paula K	W44	Rose Bowl Masters	
Radcliff, David A	M78	Total: 1		Peterson, Matland	M28	Borton, Dan	M44
Rousseau, Sandi	W65	Pennypack Aquatic & Fitness CI		Peterson, Megan K	W29	Borton, Joan	W43
Stark, Allen L	M63	Jackson, Dick	M72	Reuland, Lisa M	W30	Capizzi, Stefanie	W25
Stark, Carol R	W64	Krupa, Melissa A	W24	Tiedeman, Katie	W29	Castleton, Tom	M41
Tomac, Jayna M	W40	Matz, Michael S	M51	Trussell, Tony E	M57	Chesley, Jana P	W40
Tynismaa, Terri L	W50	Morozin, Joseph H	M52	Turner, Mary S	W49	Cook, Sally A	W51
Ward, Joy	W70	Platt, Jay R	M65	Turner, Randall B	M47	Dubrick, Jon S	M44
Washburne, Brent C	M51	Pospisil, Ronald R	M55	Total: 15		Durieux, Chad A	M33
Waud, Timothy P	M45	Reuter, Adam K	M38	Red River Channel Cats		Farmer, Michael W	M65
Wood, Nick	M24	Total: 7		Vetter, Stefan	M43	Freundreis, Lauren	W23
Wren, Mark B	M54	Phoenix Swim Club		Total: 1		Hilger, Lisa N	W53
Total: 29		Anderson, Travis W	M24	Red Tide		Hitch, Walter D	M60
Pacific Northwest Aquatics		Baird, Jeff A	M53	Loftis, Mark	M52	Ko, Scott Y	M29
Bell, Alan	M62	Comings, Jeff P	M38	Total: 1		Lucero, Michael D	M42
Bruce, Robin C	W27	El Dokor, Tarek A	M37	Reston Masters Swim Team		Ludwig-Hughes, Suzanne M	W46
Casey, Kathrine J	W64	Gemmill, Dave G	M65	Boyle, Michael F	M61	Mason, Michael	M38
Colella, Rick	M61	Hyman, Misty D	W33	Brightwell, Kim M	W52	Mc Ginley, Patrick B	M49
Conroy, Chris	M27	Inada, Noriko	W34	Cardy, Andrea M	W33	Miess, David	M23
Dahl, Lisa A	W51	Nilsen, David B	M44	Carlson, Jennifer M	W33	Royal, Abby L	W36
Davis, Charlotte M	W62	Ponce, Jose A	M30	Carlson, John	M41	Sanchez, Ralph	M22
Dillon, Sally A	W66	Rankin, Mark C	M46	Chadsey, William L	M70	Simmons, Cheryl A	W45
Dills, John H	M71	Ruberto, Laura M	W42	Good, Travis	M52	Stephenson, Dan	M55
Dills, Suzanne L	W67	Schwietz, Mark B	M53	Hajost, Cynthia M	W52	Sternberg, Scott D	M54
Dinkel, Paloma	W24	Sumner, Dustin W	M34	Johnson, Mindy	W49	Sterne, Erik A	M60
Doherty, Todd S	M41	Taylor, Dylan	M25	Manheim, Frank T	M82	Strand, Robert	M66
Ensign, Jeanne	W66	Taylor, Gordon S	M61	Manheim, Lucy M	W70	Walsh, Shannon	W24
Gilmore, Robert D	M42	Taylor, Whitney L	W23	Matthews, Christian S	M21	Whitehead, Michael L	M47
Glassman, Debbie A	W59	Total: 16		Pohnert, Anne M	W45	Total: 27	
Graham, Donald	M58	Plano Wetcats		Pohnert, Steven C	M42	Sacramento Masters	
Healy, Colleen	W26	Barton, Tom	M56	Van Erden, Jayme K	W27		

Athlete Roster — By Club

Name	Age	Name	Age	Name	Age	Name	Age
Sacramento Masters		Hamel, Laura	W48	Godges, Arlette A	W48	Walker, Larry	M69
Smith, Stephen M	M46	Hillman, Allen F	M45	Ito, Daisuke	M32	Total: 13	
Total: 1		Jones, Burwell	M79	Lucas, James B	M62	Stanford Masters Swimming	
San Diego Swim Masters		Jugend, Celso	M58	Meyer, Kim	W54	Fasbender, Barry A	M75
Andersen, Peter	M69	Kahn, Roger H	M57	Wall, Chris L	M50	Phelan, Darren D	M49
Coles, Bill	M77	Kendig, Jamie M	M32	Total: 6		Total: 2	
Freshley, Mike R	M71	Kruger, Joel	M59	Southern Marlins Racing Team		Stingrays Masters Swimming	
Hoppe, Frederick J	M85	Lodwig, Keefe L	M69	Wilber, Dara	W52	Ferreira, Pedro M	M43
Hubbard, Donald J	M85	Matysek, Anna Lea	W51	Total: 1		Massey, Melissa K	W31
Hunter, Erin J	W26	Matysek, Jim	M53	Southern Masters Swimmers		McClure, Pam	W49
Jones, Kenton R	M45	Mehok, George K	M45	Arnold, Patricia F	W73	Total: 3	
Ksiazek, Kendra	W31	Mench, Edward H	M46	Cambias, Rob J	M44	Swim Fort Lauderdale	
Parker, Emily S	W27	Mortimer, Steve R	M42	King, Rebecca L	W32	Andrade, Vicente E	M24
Stengel, Alta F	W62	Pepe, Marshall	M48	Lehmann, Karl M	M27	Berk, Sherie	W59
Stiles, Jasmine	W46	Peterson, Paul A	M46	Santini, Stephanie	W53	Buchan, Douglas T	M69
Weston, Susan E	W61	Ramnath, Fernette P	W47	Williams, Dale B	W60	Childers, Casey	M34
Total: 12		Rodriguez, Ramses	M40	Total: 6		Childers, Lisa	W33
San Mateo Masters		Shaheen, Luke	M24	Southwest Iowa Masters		Corcho, Rodrigo A	M33
Enright, Jeffrey	M46	Stier, Scott J	M43	Dean, Melissa A	W49	Farrell, Andrew J	M42
Fasbender, Alice J	W74	Stultz, Todd W	M52	Total: 1		Fiser, Graeme A	M46
Total: 2		Sylvester, John E	M55	Southwest Ohio Masters		Gifford, Heather A	W26
Santa Clarita Masters Club		Van Baalen, Vinus	M70	Mangano, Matthew A	M35	Grady, Marci A	W54
Bates, Curren	M22	Varlas, Melissa D	W39	Stiling, Douglas E	M54	Hendrick, Marty	M54
Edge, Jonathan A	M46	Verth, Ann	W70	Ullom, Michael J	M36	Lage, Terry L	M44
Stroh, Christopher M	M25	Verth, Tom	M74	Yamamoto, Eddie	M52	Larson, Linda L	W57
Total: 3		Walker, Rick B	M62	Total: 4		Lastfogel, Laura L	W30
Santa Rosa Masters		Sawtooth Masters		Spokane Waves Aquatic Masters		Legaspi, Adrian	M60
Foreaker, Don	M60	Fisk, Floyd M	M60	Hurry, Gary	M59	Legaspi, Kelly A	W41
Hale, Dave	M57	Fisk, Jared M	M20	Total: 1		Marks, Jamie L	W24
Morales, John R	M54	Mabile, Christine E	W25	Spring Valley YMCA Masters		Martin, Jennifer M	W32
Schenstrom, Warren	M55	Reynolds, Ellen M	W48	Rees, Greg	M43	Murphy, Siobhan C	W26
Terhorst, Hermine M	W54	Rubocki, John S	M42	Total: 1		Nieuwenhuis, Mark	M46
Wilder, Hugh	M65	Wright, Jane E	W63	St Pete Masters Inc		Pardo, Robert R	M39
Wilson, Todd	M48	Total: 6		Beach, Robert E	M82	Rosenblat, Daniela	W37
Total: 7		Shoals Sharks Masters		Selles, Carl H	M65	Schick, Lori A	W49
Sarasota YMCA Sharks		Haden, Keith	M51	Total: 2		Schlichter, Zachary M	M29
Albino, Jorge E	M37	Total: 1		St. Louis Area Masters		Tao, Li	W25
Bennett, Ellen K	W49	Simon's Rock Pace Makers		Aud, Susan	W57	Tatterson, Bryan R	M48
Brenner, Bill	M54	Olander, John R	M62	Barkley, Maryanne	W52	Terrell, Stephanie L	W24
Butcher, Rob	M40	Total: 1		Bauer, Diann S	W54	Thomas, Ann B	W52
Carpenter, Kelley C	W55	South Texas Flying Fish		Compton, Rebecca	W39	Tiozzo, Eduard	M39
Couch, Bob E	M65	Marshall, Dirk H	M50	Good, Larry A	M78	Ventura Visbal, Rosa V	W65
Couch, Natalie	W29	Total: 1		Hamilton, Jamie S	W47	Volz, Kristin R	W39
Deery, Kyle B	M28	South West YMCA Masters		Hopson, Bruce E	M46	Webb, Linda	W67
Doyle, Deanna	W54	Brundage, Cheryl Y	W45	Maine, Thomas O	M87	Wenzel, Katharine T	W29
Fedako, Cathy A	W51	Total: 1		Petersen, Stephanie O	W50	White, John J	M35
Garlock, Jimm W	M56	Southern California Aquatic Ma		Pohlmann, John T	M69	Total: 34	
Groselle, Jack R	M58	Boosin, Michael J	M46	Pohlmann, Mary M	W67	Swim Kentucky Masters	
Groselle, Laura L	W52			Seyferth, Elizabeth L	W54	Baldwin, Patricia A	W57
						Baldwin, Tricia A	W22

Name	Age	Name	Age	Name	Age	Name	Age
Swim Kentucky Masters		Jones, Beth	W55	Total: 1		Wu, Amy H	W37
Ehringer, Susan M	W44	Total: 1		Tulsa Masters Swim Club		Total: 38	
Haberek, Cork	M55	Tempo Aquatics Masters		Bates, Elissa	W22	University of San Francisco Ma	
Holmes, Robert C	M50	Hanel, David M	M41	Callan, Sean P	M43	Juarez Martinez, Jorge	M37
Jaworski, Chip	M42	Total: 1		Powers, Matt G	M66	Moore, Michael W	M62
Norris, Christina R	W57	Terrapin Masters		Smart, Denise L	W50	Total: 2	
Schaal, Maor	M44	Doane, Michael P	M42	Total: 4		Vacaville Swim Club	
Schaal, Shlomit	W42	Ellis, Andrew F	M44	UCLA Bruin Masters		Jensen, Karen	W45
Smath, Meg	W56	Elshafei, Emad H	M46	Kosmalska, Anna M	W19	Wedaman, Karen P	W59
Smolyar, Albert	M44	Grover, Mollie K	W31	Morales, Tito	M53	Total: 2	
Solano, Abraham E	M43	Strahota, Jeffrey R	M32	Young, Mary C	W25	Ventura County Masters	
Stecher, Rick	M47	Total: 5		Total: 3		Blatt, Cindy S	W59
Total: 13		The Olympic Club		Unattached		Blatt, Michael J	M57
Swim Utah		Benoit, Matthew	M25	Beck, John L	M43	Kerns, Hubie	M63
Karren, Kelly S	M39	Bower, Kenny G	M24	Bennett, Dennis	M46	Total: 3	
Lyman, Carolyn B	W62	Carter, Paul V	M55	Bockius, Ted C	M46	Virginia Masters Swim Team	
Penney, Debra S	W55	Dorr, John W	M29	Cahalan, Andrew J	M24	Arnold, Clifford N	M59
Treiman, Gerald S	M52	Felton, Anezka G	W64	Chew, James D	M64	Barley, Adam S	M31
Total: 4		Felton, Richard A	M64	Dasini, Bavva	W19	Braaten, Kitten	W57
T2 Naples Masters		Gill, Meg B	W27	Davis, Gene A	M60	Clear, Kirk W	M45
Jebe, Margit H	W74	Greenwood, Scott C	M35	DuBay, John	M48	Durrant, Betsy	W71
Total: 1		Guzman, Shanna L	W36	Ersben, Jeremy L	M22	Galletly, Sandy	M70
Tamalpais Aquatic Masters		Haynie, Dee A	W57	Fuenmayor, Jose	M68	Hlavacek, Ida M	W70
Bernard, Alan D	M63	Holsman, Trent T	M32	Giitter, Joseph G	M53	Holland, Dave	M45
Burns, Richard	M69	Houston, Katy	W25	Hale, Art	M70	Myers, Danielle E	W28
Meyerhoff, Rick	M65	Malasky, Martin E	M24	Hayes, Rhonda S	W40	Schreiner, Beth	W71
Ridout, Nancy J	W70	Marshall, Gary N	M30	Hellmann, Ralph P	M51	Swiger, Ralph B	M56
Shoenberger, Linda R	W65	McKinley, Howard M	M91	Hemauer, Carol J	W56	Woods, Tom M	M69
Val, Laura B	W61	McWhorter, Michael C	M39	Jiracek, Jakub	M33	Total: 12	
Total: 6		Meyer, Marguerite	W53	Kooy, Jan F	M40	Walnut Creek Masters	
Tampa Metro Masters		Quinn, Phyllis E	W57	Lilly, Jane	W47	Heim-Bowen, Suzanne M	W54
Hawkins, Carl W	M60	Rudloff, Edward	M65	Loeffler, Kurt	M42	Total: 1	
Westerman, Karen L	W45	Taylor, Jonathan B	M24	Loewe, Raymond D	M70	West Hollywood Aquatics	
Total: 2		Watanabe, Naoko	W30	Madden, Roger C	M51	Adams, Daniel P	M56
Tank Club		Welting, Lauren K	W47	McLaughlin, Thomas A	M53	Wadley, Wadley	M33
Wong, Liz	W26	Total: 22		McLinden, Stephen K	M57	Total: 2	
Total: 1		Tri Valley Masters		Munguia, Elias S	M40	Wisconsin Masters Aquatic Club	
Team Greenville Masters		Condon, Doug	M49	Murphy, Douglas E	M21	Biles, James B	M51
Robertson, William F	M76	Conway, Adam M	M34	Ostronic, Bob J	M64	Fochios, Dean T	M58
Total: 1		Espiritu, Vicki	W27	Perrott, Bryan	M27	Fulbeck, Kip	M47
Team New York Aquatics		Mc Cracken, Bill	M51	Postma, Terri	W43	Gremminger, Karen M	W46
Reen, Anthony F	M51	Rowe, Luane	W23	Praul, Sam	M60	Holland, David A	M54
Total: 1		Total: 5		Schiller, Harry B	M62	Mann, Melinda J	W56
Team Pittsburgh Masters		Tribeach		Sheaves, Mike	M54	Pfaltzgraff, Mark	M51
Gentile, Gregory A	M40	Hoffman, Kevin T	M56	Sheldon, Paul	M42	Power, Michael L	M44
Stutz, Kathleen J	W30	Whiteford, Anton B	M50	Shockey, Kayla	W18	Ringsven, Renata M	W67
Total: 2		Total: 2		Shockro, Ellen K	W70	Seidler, Jeanne E	W66
Team Ridglea		Trillium Y Masters Swimming		Tolman, Fred	M30	Stich, Darryl D	M37
		Straka, Peter	M69	Wachendorf, Mark J	M44	Tiltmann, Laren A	M42
				Wentzel, Reemi B	W67		

Athlete Roster — By Club

Name	Age	Name	Age	Name	Age	Name	Age
Wisconsin Masters Aquatic Club							
Watts, David T	M60						
Total: 13							
Woodlands Masters Swim Team							
Agathon, John C	M53						
Bailie, Bob	M77						
Bergfield, Alana N	W25						
Boak, Carolyn	W67						
Boak, Thomas D	M69						
Cave, William J	M62						
Clapp, Marissa L	W25						
Coellner, Deb S	W61						
Davis, Ross C	M46						
Dawson, Thomas	M46						
Divo, Elias B	M46						
Freund, Shelle	W47						
Glass, Mark W	M38						
Godoy, Francisco J	M54						
Hines, Mary Anne	W55						
Koch Davis, Laura K	W36						
Leilich, Joann	W73						
Marshall, D Scot	M56						
Morton, Andrea N	W50						
Moure de Godoy, Elva	W52						
Nates, Kristin A	W46						
Omelanczuk, Marcos	M41						
Rollins, Bruce W	M63						
Shoemaker, Tracy S	W52						
Sundahl, Philip J	M47						
Tharp, Greg J	M62						
Weiser, Sabine	W38						
White, Lisa L	W53						
White, Steve G	M52						
Wilson, Jacob N	M29						
Total: 30							
Wyoming Masters Swimming Club							
Martin, Adam E	M21						
Total: 1							
YMCA Hub Fins Masters							
Malone, Kenneth G	M48						
Parker, Roger	M59						
Total: 2							
Ywca Masters of Adams County							
Diehl, David J	M71						
Total: 1							



Michael

McGLYNN

REALTOR® & New Home Consultant

Mobile: (402) 660-3359

mmcglynn@celebrityhomesomaha.com
www.MichaelJMcGlynn.com

CELEBRITY HOMES

Homes • Villas • Townhomes eSMART SOLUTIONS

14002 L Street • Omaha, NE 68137



Day 1—Thursday, July 5

Warm-up

6:00 a.m.-7:50 a.m.

Check-in Deadlines for Day 1

The following are positive check-in events. Check-in may be done in person at the registration area or online at usms.org.

Thurs., July 5	1500 freestyle	7:00 a.m.
	800 freestyle	9:00 a.m.

PLEASE NOTE:

If you do not check in by the deadline, you will not be seeded; there are no exceptions.

Meet Start Time

8:00 a.m.

Women	Event	Men
1	1500 freestyle	2
3	800 freestyle	4

Entry Deadline for Day 2 (Friday) Relays

Relays must be turned in at the relay desk.

Thurs., July 5	200 freestyle relay (women and men)	4:00 p.m.
----------------	--	-----------

MASTERS

YOU'VE EARNED YOUR STRIPES, AND SO HAVE WE!

Original Sponsor for USMS Since 1976.

**Visit our
booth at
USMS Nationals
for event
SPECIALS!**



Toll Free (800) 543-2763
www.kastawayswimwear.com

Kast-a-way
SWIMWEAR

2012 Marriott USMS Summer Nationals
CenturyLink Center Omaha
Psych Sheet - Thursday, July 5, 2012

#1 Women 1500 LC Meter Freestyle

Name	Age	Athlete	Seed Time
1 Bennett, Brooke	32	BLU	17:15.00
2 Rowe, Luane	23	TVM	17:50.00
3 Bailey, Lauren T	19	CMS	18:26.06
4 Jones, Eney	52	DAMM	19:00.00
5 Dawson, Deborah	44	NBAC	19:04.87
6 Gellatly, Jill E	45	COOG	19:26.48
7 Hug, Laurie	47	1776	19:33.91
8 Schickore, Jutta	48	DOC	19:45.25
9 Bennett, Ellen K	49	SYSM	19:53.81
10 Meyer, Marguerite	53	TOC	19:59.77
11 Roddin, Julie	36	ANCM	19:59.99
12 Countryman, Marianne	48	GAJA	20:07.22
13 Mathews, Erin	27	MARY	20:15.48
14 Elsbach, Kimberly D	49	DAM	20:15.50
15 Peterson, Megan K	29	PMST	20:16.15
16 Einsidler, Karen L	56	AGUA	20:30.00
17 Sorenson, T	46	MVN	20:30.18
18 Hankins, Malena	39	GAJA	20:41.56
19 Catallo-Madruga, Marci H	33	CMS	20:54.00
20 Hagadorn, Heather	47	CMS	21:15.98
21 Cardy, Andrea M	33	RMST	21:19.12
22 Tompkins, Ginger	44	GCST	21:19.33
23 Massey, Melissa K	31	RAY	21:24.73
24 Zedonis, Lisa L	51	INDY	21:30.00
25 Grilli, Tracy L	55	NEM	21:30.82
26 Hefley, Elizabeth A	31	NEBR	21:35.38
27 Haynie, Dee A	57	TOC	21:42.88
28 Kelsall, Rosemary	50	MSBC	21:44.54
29 Young, Mary C	25	UCLA	22:00.99
30 Terlouw, Lori T	48	ARKM	22:01.01
31 Chesley, Jana P	40	ROSE	22:25.72
32 Tyynismaa, Terri L	50	OREG	22:29.84
33 Wehl, Kari N	23	NEBR	22:32.58
34 Skoglund, Shannon	29	MOVY	22:37.57
35 Weiser, Sabine	38	WMST	22:44.07
36 Craffey, Joan P	59	AGUA	22:46.63
37 Pedersen, Christine E	54	INDY	23:05.00
38 Kaminski-Doloto, Megan K	29	NEBR	23:05.10
39 Santini, Stephanie	53	SMS	23:09.28
40 Sullivan, Erin M	55	NEBR	23:17.40
41 Quinn, Phyllis E	57	TOC	23:18.57
42 Bierwert, Karen	60	NEM	23:20.04
43 Smart, Denise L	50	TULS	23:27.02
44 Hooe, Donna L	50	GAJA	23:29.96
45 Shoenberger, Linda R	65	TAM	23:38.37
46 Stutz, Kathleen J	30	TPIT	23:47.15
47 Tourtual, Dorothy M	61	BUMS	24:14.00
48 Braaten, Kitten	57	VMST	24:19.51
49 Nutty, Sue M	58	NEBR	24:25.42
50 Lyman, Carolyn B	62	UTAH	24:30.15
51 Volz, Kristin R	39	SFTL	25:09.34
52 Gomez, Yaritza	35	MWA	25:09.44
53 Woods, Tina N	55	1776	25:14.90
54 Norris, Christina R	57	SKY	25:43.39
55 Oberg, Jane G	75	CMS	27:09.20
56 Stengel, Alta F	62	SDSM	27:15.57
57 Durrant, Betsy	71	VMST	27:53.57
58 Prall, Winifred S	65	CMS	28:35.31

59 Katz, Jane	69	AGUA	29:30.00
60 Shockro, Ellen K	70	UNAT	30:23.49
61 Hlavacek, Ida M	70	VMST	30:44.23
62 Arnold, Patricia F	73	SMS	31:46.94
63 Ensign, Jeanne	66	PNA	31:50.00
64 Phipps, Mariana	68	NEBR	32:00.00
65 Tullman, Patricia A	75	FMM	32:21.91
66 Caldwell, Dionne B	80	NOVA	32:58.00
67 Lorenzi, Betty S	85	FACT	33:00.00
68 Varty, Eulah M	78	CMSC	33:10.00
69 Henderson, Martha J	76	FACT	33:10.52
70 Manheim, Lucy M	70	RMST	34:56.25
71 Campbell, Joan K	82	FACT	35:25.80

#2 Men 1500 LC Meter Freestyle

Name	Age	Athlete	Seed Time
1 Wadley, Wadley	33	WH2O	17:21.45
2 Doherty, Kevin J	39	CMS	18:00.00
3 Meridith, Benson B	43	NEBR	18:13.95
4 Rodriguez, Ramses	40	SYSM	18:26.32
5 Hobbs, Brent P	45	OMSC	18:30.00
6 Farrell, Andrew J	42	SFTL	18:30.32
7 Patten, Bobby	50	DAMM	18:30.81
8 Pohner, Steven C	42	RMST	18:39.92
9 Moyle, Greg D	36	IAMA	18:42.62
10 Bookwalter, George	35	DOC	18:45.00
11 Holland, Dave	45	VMST	18:46.35
12 Biles, James B	51	WMAC	18:51.67
13 Enright, Jeffrey	46	SMM	18:59.70
14 Jelen, Doug	39	PNA	18:59.99
15 El Dokor, Tarek A	37	PHX	19:00.00
16 Whiteford, Anton B	50	TBH	19:01.38
17 Kriger, Joel	59	SYSM	19:12.32
18 Vicioso, Danilo	49	DOM	19:15.00
19 Waud, Timothy P	45	OREG	19:20.99
20 Collins, Michael D	46	NOVA	19:43.06
21 Bell, Alan	62	PNA	19:47.00
22 Hopson, Bruce E	46	SLAM	19:51.08
23 Miller, Matt D	35	OREG	19:53.31
24 Nelsen, Steve N	52	PCAT	19:56.00
25 Munson, Fred R	54	O*H*	19:59.00
26 Morales, Tito	53	UCLA	20:00.00
27 Francis, Lee	51	IM	20:09.45
28 Schiemann, Steve	50	FMMS	20:40.00
29 Awad, Omar	44	MINN	20:41.36
30 Wendt, George F	65	IM	20:45.00
31 MacLennan, John	61	NEM	20:45.00
32 Cohen, Sandy	47	MOVY	20:49.90
33 Wright, Robert E	58	DOC	20:50.14
34 Kidder, Mike	46	MOVY	20:58.80
35 Borton, Dan	44	ROSE	20:59.09
36 Hale, Dave	57	SRM	21:00.00
37 Kerns, Hubie	63	VCM	21:02.95
38 Thompson, Frank L	61	MICH	21:13.85
39 Hendrick, Marty	54	SFTL	21:29.12
40 Kealy, Tom P	56	IAMA	21:30.00
41 Saxton, Carleton S	43	IM	21:35.00
42 Ferreira, Pedro M	43	RAY	21:35.22
43 Hatch, Eric	38	CMS	21:38.52
44 Landis, Tom	70	OREG	21:44.30
45 Schwietz, Mark B	53	PHX	21:45.00

46 Haden, Keith	51	SSMS	21:45.00
47 Bruce, Bob A	64	OREG	21:49.01
48 Noble, John M	49	NEBR	21:50.00
49 Schaphorst, Karl	45	NEBR	21:50.00
50 Bowcott, Sydney J	35	NEBR	21:57.73
51 Rudloff, Edward	65	TOC	21:58.00
52 Peterson, Steven B	66	PNA	21:59.50
53 Adams, Daniel P	56	WH2O	21:59.79
54 Krysl, Ryan G	22	NEBR	22:00.00
55 Shaheen, Luke	24	SYSM	22:00.00
56 Radcliff, David A	78	OREG	22:12.21
57 Anderson, Marc S	63	MINN	22:21.47
58 Kutsenko, Vadym	67	AS	22:30.00
59 Larson, Allen J	59	OREG	22:37.70
60 Morris, Stephen L	61	PCAT	22:46.03
61 Selles, Carl H	65	SPM	23:00.00
62 Galletly, Sandy	70	VMST	23:26.34
63 Bernstein, Richard F	66	AGUA	23:30.00
64 Willis, Gregory B	64	LAPS	23:31.04
65 Olander, John R	62	SRPM	23:39.03
66 Bohan, Richard P	61	BERK	24:00.00
67 Carney, Kent	65	CMS	24:25.45
68 Johnston, Graham M	81	MOST	24:30.00
69 Quanrud, John O	66	GAJA	24:33.01
70 Good, Larry A	78	SLAM	25:45.65
71 Fasbender, Barry A	75	STAN	25:56.35
72 Half, Henry M	70	MOST	25:59.32
73 Badgley, David	72	OKMS	26:24.00
74 Hartigan, John D	67	NEBR	26:45.00
75 Monahan, Richard S	71	METR	27:55.20
76 Calwell, Mike N	72	MOVY	28:24.76
77 Meintjies, Bruce E	71	FLA	29:36.00
78 Beach, Robert E	82	SPM	30:00.00
79 Jones, William I	75	MESC	32:36.00

#3 Women 800 LC Meter Freestyle

Name	Age	Athlete	Seed Time
1 Marks, Jamie L	24	SFTL	9:33.77
2 Parker, Emily S	27	SDSM	9:34.53
3 Holman, Sara E	26	GSC	9:41.65
4 Holman, Mary E	26	GSC	9:41.73
5 Stover, Joy	36	MOVY	9:44.73
6 Simpson, Susanne B	52	NOVA	9:48.77
7 Varlas, Melissa D	39	SYSM	10:05.00
8 Heim-Bowen, Suzanne M	54	WCM	10:08.50
9 Myers, Danielle E	28	VMST	10:14.42
10 Kendig, Alicia M	30	CMS	10:15.50
11 Najjar, Ellie S	51	CMS	10:24.55
12 Stokes, Jessica N	36	NEM	10:30.00
13 Good, Tricia	41	CMS	10:45.00
14 Stone, Stephanie	45	PCAT	10:50.00
15 Togias, Anna	27	ETOB	10:53.26
16 Tomac, Jayna M	40	OREG	10:59.15
17 Jensen, Karen	45	VACA	10:59.46
18 Adams, Kari S	46	LVM	10:59.60
19 Gallagher, Kathy	48	ARIZ	11:00.00
20 Collett, Tracy	42	GAJA	11:00.00
21 Ramnath, Fernette P	47	SYSM	11:00.00
22 Wenzel, Katharine T	29	SFTL	11:01.07
23 Walker, Sarah E	28	CMS	11:01.51
24 Capizzi, Stefanie	25	ROSE	11:05.75

2012 Marriott USMS Summer Nationals

CenturyLink Center Omaha

Psych Sheet - Thursday, July 5, 2012

#3 ... (Women 800 LC Meter Freestyle)

25	Hamel, Laura	48 SYSM	11:21.97
26	Hajost, Cynthia M	52 RMST	11:26.90
27	Kooy, Elizabeth A	41 IM	11:28.57
28	Grolle, Jamie V	29 LVM	11:30.00
29	Stokes, Karin E	51 NEM	11:30.15
30	Boodt, Heidi M	43 LVM	11:32.49
31	Rembach, Nicole	51 CFSC	11:39.20
32	Wrobel, Sheila A	48 NEBR	11:40.00
33	Cooperrider, Beth C	45 NEBR	11:40.21
34	Martin, Jennifer M	32 SFTL	11:40.99
35	Ruberto, Laura M	42 PHX	11:46.00
36	Elsener, Lisa M	43 MOVY	11:46.50
37	Criscione, Anicia	39 OREG	11:51.54
38	Kafka, Heidi	50 IM	11:55.16
39	Beck, Pam	55 O*H*	11:55.88
40	Cuda, Suzanne E	52 MOST	11:57.11
41	Dills, Suzanne L	67 PNA	12:01.22
42	Schmidgall, Christina	23 GSC	12:05.11
43	Ewen, Chrystena E	38 NEM	12:05.50
44	Fries, Beth	54 MESC	12:06.66
45	Woodard, Alis Rojas	52 NCMS	12:11.71
46	Couch, Natalie	29 SYSM	12:12.01
47	Murphy, Siobhan C	26 SFTL	12:12.08
48	Brundage, Cheryl Y	45 SWYM	12:24.81
49	Goodman, Ann R	53 OREG	12:25.74
50	Wymelenberg, Lynn A	57 RMST	12:25.98
51	Dau, Janice A	50 CMS	12:30.12
52	Derr, Kirsten L	48 CMS	12:35.00
53	Buck, Donna M	53 OREG	12:35.40
54	Fahey, Lisa	42 AGUA	12:40.36
55	Goldsmith, Dara	46 LVM	12:40.73
56	Watts, Sue N	58 1776	12:43.72
57	Larson, Kristin	46 LYTA	12:57.00
58	Ogden, Pamela C	55 MINN	13:06.50
59	Klein, Stephanie M	30 PMST	13:15.08
60	Veater, Betty B	66 GAJA	13:25.00
61	Callaway, Linda	59 MOST	13:27.00
62	Samland, Gina M	48 NEBR	13:36.55
63	Feather, Shawn M	51 AGM	13:38.68
64	Jones, Cynthia L	62 IM	13:45.00
65	Dillon, Sally A	66 PNA	13:51.00
66	Smith, Melinda J	60 O*H*	14:04.95
67	Weston, Susan E	61 SDSM	14:06.58
68	Baldwin, Tricia A	22 SKY	14:16.22
69	McDaniel, Georgia	66 IM	14:20.00
70	Happel, Diane M	48 IAMA	14:26.07
71	Hinson, Jan D	58 BSLM	14:27.24
72	Birkhead, Jane C	72 MOST	14:49.05
73	Jebe, Margit H	74 T2NM	14:50.00
74	Berk, Sherie	59 SFTL	14:55.71
75	Davies, Patti	30 INDY	15:00.00
76	Burfeind, Betty	65 IM	15:05.04
77	Schueckler, Leslie P	57 BSM	15:21.00
78	White, Lisa L	53 WMST	15:30.00
79	Seyferth, Elizabeth L	54 SLAM	15:40.54
80	Smollen, Carol S	68 MINN	15:41.81
81	Bikus, Sandy B	43 NEBR	16:00.00
82	Hemauer, Carol J	56 UNAT	16:00.00
83	Nolan, Maureen	66 IM	16:35.45

84	Yang, ZhanTao	24 LVM	16:40.00
85	Demam, Carol	72 NEBR	17:00.00
86	Kennedy, Judy A	75 NEBR	17:30.00
87	Yoder, Margie E	60 CMS	18:00.00
88	Echeverria, Carmen I	72 MWA	18:01.86
89	Johnson, Ruth B	79 IAMA	19:38.00
90	Trevison, Ellie	69 FACT	19:40.00
91	Bogue, Sherri L	48 FMM	20:17.17
92	Rummer, Patricia A	70 IM	20:24.00
93	Stark, Carol R	64 OREG	20:59.66
94	Seidler, Jeanne E	66 WMAC	27:00.00

#4 Men 800 LC Meter Freestyle

	Name	Age	Athlete	Seed Time
1	Gaines, Billy	31	LVM	9:10.94
2	Dickson, Kurt F	45	ARIZ	9:16.62
3	Barley, Adam S	31	VMST	9:17.51
4	Stewart, Tony A	39	MOVY	9:23.98
5	Jackwin, Eric L	23	GOLD	9:26.41
6	Brundage, Patrick W	45	ARIZ	9:27.46
7	Stephenson, Dan	55	ROSE	9:27.50
8	Dwyer, Jesse D	20	LVM	9:35.00
9	Mc Cracken, Bill	51	TVM	9:38.48
10	Schmidt, Michael J	50	MESC	9:50.00
11	Smith, Stephen M	46	SAC	9:50.00
12	Loftis, Mark	52	REDT	9:51.73
13	Cordero, Billy	45	IM	9:55.70
14	Riley, John J	52	MOVY	9:58.98
15	Rubocki, John S	42	SAWS	9:59.69
16	Basilis, Carlos	35	DOM	10:00.43
17	Holsman, Trent T	32	TOC	10:05.80
18	Maydak, Jeffrey M	39	NAST	10:05.95
19	Sundahl, Philip J	47	WMST	10:06.20
20	Edge, Jonathan A	46	SCMC	10:08.27
21	Walker, Rick B	62	SYSM	10:12.33
22	Morales, John R	54	SRM	10:12.68
23	Holmes, Robert C	50	SKY	10:15.00
24	Valley, Eric	51	PNA	10:19.76
25	Melanson, Edward L	50	CMS	10:20.00
26	Albino, Jorge E	37	SYSM	10:20.50
27	Lucero, Michael D	42	ROSE	10:21.85
28	Kadi, Mike	48	MVM	10:23.44
29	Brenner, Bill	54	SYSM	10:23.77
30	Clemmons, Jim	62	MAM	10:24.50
31	Beaty, John	37	RATS	10:25.45
32	Schenstrom, Warren	55	SRM	10:28.12
33	Borland, Michael D	51	NEBR	10:30.00
34	Pardo, Robert R	39	SFTL	10:32.32
35	Blatt, Michael J	57	VCM	10:40.50
36	Gerkin, Scott T	53	IAMA	10:41.00
37	Butcher, Rob	40	SYSM	10:47.80
38	Apker, John L	51	NEBR	10:50.00
39	Glidden, Chip	62	MOVY	10:50.52
40	Fiser, Graeme A	46	SFTL	10:54.21
41	Leier, Brian	54	MMAC	10:54.60
42	Shaffer, Karl E	53	MICH	10:55.00
43	Simon, Chuck W	40	NEBR	10:55.00
44	Thiry, Michael A	37	IM	10:56.00
45	Couch, Bob E	65	SYSM	10:56.83
46	Miller, Elliot A	29	NEM	10:57.79
47	Rosinski, Thomas J	42	CMS	11:00.00

48	Fritts, Jack M	62	IAMA	11:01.77
49	Smith, Scott	50	NEBR	11:08.00
50	Seibold, Trey R	44	MWA	11:10.00
51	Omelanczuk, Marcos	41	WMST	11:10.00
52	Pospisil, Ronald R	55	PAFC	11:12.21
53	Bright, David	59	NEM	11:14.67
54	Hillman, Allen F	45	SYSM	11:15.13
55	Mc Ginley, Patrick B	49	ROSE	11:15.20
56	Doyle, Michael B	48	PCAT	11:16.00
57	Segura, Alonso AL	46	ABN	11:16.05
58	Thompson, Reese E	53	MOVY	11:17.00
59	Nakahodo, Sidney	37	NCYM	11:18.75
60	Stolshek, Bradley S	51	CVMM	11:19.90
61	McCormick, Paul	65	CMS	11:20.00
62	Thornham, Chris J	31	LVM	11:20.02
63	Reed, Chuck	52	NEBR	11:20.05
64	Blanco, Alonso O	38	MOST	11:28.79
65	Smolyar, Albert	44	SKY	11:30.00
66	Foreaker, Don	60	SRM	11:30.00
67	Carlson, Ken	38	ABM	11:30.05
68	Van Nort, Steven	61	LAPS	11:33.44
69	Carlson, John	41	RMST	11:34.65
70	Hitch, Walter D	60	ROSE	11:38.31
71	Peyton, Mike W	57	OREG	11:45.00
72	Hoffman, Kevin T	56	TBH	11:45.00
73	Hugo, Duane	55	NEBR	11:46.85
74	White, Kenneth A	55	NEBR	11:48.00
75	Gambrel, Patrick A	58	NEM	11:55.84
76	Holthus, Brian K	55	MINN	12:00.00
77	Platt, Jay R	65	PAFC	12:00.00
78	Watts, David T	60	WMAC	12:10.15
79	Abarca, Wainer A	23	ABN	12:13.40
80	Gemmill, Dave G	65	PHX	12:15.00
81	Sterne, Erik A	60	ROSE	12:19.53
82	Hardy, Rog	66	RICE	12:20.00
83	Nyffeler, Russell D	58	NEBR	12:30.00
84	Nguyen, Son	33	MESC	12:30.11
85	Ehrhorn, Kristian J	46	NEBR	12:44.00
86	Linnborn, Scott R	42	NITR	12:45.00
87	Jones, Burwell	79	SYSM	12:50.00
88	Chang, Tinjin P	43	NEBR	12:50.69
89	Ko, Scott Y	29	ROSE	13:00.00
90	Treiman, Gerald S	52	UTAH	13:20.21
91	Good, Travis	52	RMST	13:20.46
92	Robertson, William F	76	TGM	13:28.71
93	Bergstrom, Robert W	71	FMT	13:32.00
94	Zeller, Max	74	AMT	13:45.00
95	Swiger, Ralph B	56	VMST	13:47.75
96	Lodwig, Keefe L	69	SYSM	13:55.00
97	Legaspi, Adrian	60	SFTL	14:16.86
98	Moore, Michael W	62	USF	14:30.00
99	Hahn, Richard	70	NITR	14:35.32
100	Oliver, Young P	65	NEBR	14:45.00
101	Woods, Tom M	69	VMST	15:00.00
102	Blake, William V	75	MOST	15:09.00
103	Farmer, Michael W	65	ROSE	15:12.36
104	Boyle, Michael F	61	RMST	15:15.62
105	Carey, James D	71	IAMA	15:23.10
106	Goldstein, Mel E	74	INDY	15:30.62
107	Rotole, Gregory S	58	FMM	15:34.80
108	Fangman, Larry M	54	NEBR	16:00.00

2012 Marriott USMS Summer Nationals
CenturyLink Center Omaha
Psych Sheet - Thursday, July 5, 2012

#4 ... (Men 800 LC Meter Freestyle)

109	Hunt, John W	70 1776	16:24.00
110	Trevison, Rick	70 FACT	16:30.00
111	Stolz, Irwin W	83 GAJA	16:30.00
112	Dills, John H	71 PNA	16:30.13
113	Kilroy, Thomas J	70 ADMS	16:30.90
114	Mullins, Stephen M	80 IM	17:00.00
115	Deman, Ken	74 NEBR	17:00.00
116	Quinn, Patrick J	81 ADMS	18:29.21
117	Hubbard, Donald J	85 SDSM	20:00.00
118	Ellis, Richard	80 AGUA	20:40.00
119	Oster, James F	71 MOST	22:30.00
120	Hurley, John T	75 ADMS	22:52.00
121	Brooks, Forest	65 AKMS	25:12.26
122	Murray, Dave	80 MOVY	30:30.00

We Salute all the 2012 USMS LC

What do all these swimmers have in common?

Tyler Clary • Tyler McGill • Ricky Berens • Brendan Hansen • Nick Thoman • Davis Tarwater

Not sure?

How about if we add these renowned coaches?

David Marsh • Sergio Lopez Miro • Tony Batis • Jay Fitzgerald

Need another clue?

What if we added top US Clubs?

SwimMAC • Bolles • Palo Alto Stanford • Pine Crest


Got the answer yet?

Famed US Coaches David Marsh & Sergio Lopez Miro do.
So does 35 time Masters World Record Holder, Tim Shead.



"In P2Life, I have found products I truly believe have improved the performance of my swimmers."

– Sergio Lopez Miro
Head Coach Bolles School
1988 Olympic Medalist



"Feed your body the nutrients it needs and you will be amazed at how good you feel and how well you perform."

– Tim Shead
Founder of P2Life
35 Time Masters World Record Holder, including 3 already in 2012

The P2Life Difference

Even if you haven't heard of **P2Life**, you have certainly heard of the accomplishments of the swimmers, coaches and clubs mentioned here. Their recent record of exceptional performance speaks for itself!

We are proud to salute that success and to announce that they are all loyal **P2Life** Performance Product users.

For Swimmers, By Swimmers

The **P2Life** Performance Nutrition product line was developed for swimmers by a life-long competitive swimmer. For over 30 years, **P2Life** Founder and product innovator Tim Shead, has actively promoted the vital role that proper nutrition plays in achieving athletic excellence.

Ricky Berens is one good example.

Swimmers Competing in Omaha!



"I am swimming faster, training harder, and have more confidence than ever before. Thanks, P2Life."

– Ricky Berens
2008 Olympic Gold Medalist and World Record Holder



"I have seen the unbelievable improvement in the performances of all our swimmers. And our club is already seeing the financial benefits of implementing the P2Life fundraising program."

i couldn't be happier."

– David Marsh
Head Coach SwimMAC Carolina
US Swimming #1 ranked Club.

The Benefits of P2Life and You: WIN-WIN-WIN

Simply stated, the P2Life Performance Product line was formulated to optimize overall health, power to weight ratio, speed of recovery and performance.

We've made it our goal to create a Win-Win-Win for all our swimmers, coaches and clubs.

- **For Swimmers - Go faster. Achieve more. Recover quicker.**
- **For Coaches - Stronger swimmers. Enhanced income.**
- **For Masters Teams and other Clubs - Lucrative fundraising program.**

Tested and Certified as Free of Banned Substances

All of our performance products undergo rigorous testing from renowned laboratory, Banned Substances Control Group (BSCG). For more information, please visit www.bscg.org or view our batch tested certification in the product section of our web site www.P2Life.com.

To learn more about our products and programs, please visit www.P2Life.com or call us at (855) 572-5433 or (855) 5P2Life.

P2LIFE

PERFORMANCE NUTRITION



THESE PRODUCTS ARE TESTED & CERTIFIED SAFE

Day 2—Friday, July 6

Warm-up

6:00 a.m.-7:50 a.m.

Check-in Deadline for Day 2

The 400 IM is a positive check-in event. Check-in may be done in person at the registration area or online at usms.org.

Fri., July 6	400 IM 200 backstroke	7:00 a.m.
--------------	--------------------------	-----------

PLEASE NOTE:

If you do not check in by the deadline, you will not be seeded; there are no exceptions.

Meet Start Time

8:00 a.m.

Women	Event	Men
5	400 IM	6
30 minute warm-up in competition pool		
7	100 butterfly	8
9	50 freestyle	10
11	200 backstroke	12
13	100 breaststroke	14
15	200 freestyle relay	16

Entry Deadline for Day 3 (Saturday) Relays

Relays must be turned in at the relay desk.

Fri., July 6	200 mixed freestyle relay	4:00 p.m.
	200 medley relay	
	(women and men)	

2012 Marriott USMS Summer Nationals
CenturyLink Center Omaha
Psych Sheet - Friday, July 6, 2012

#5 Women 400 LC Meter IM

Sponsor: The IMT Group

Name	Age	Athlete	Seed Time
1 Marks, Jamie L	24	SFTL	5:15.77
2 Rowe, Luane	23	TVM	5:20.00
3 Bailey, Lauren T	19	CMS	5:27.71
4 Koch Davis, Laura K	36	WMST	5:28.11
5 Van Erden, Jayme K	27	RMST	5:31.50
6 Parker, Emily S	27	SDSM	5:32.49
7 Hunter, Erin J	26	SDSM	5:33.32
8 Toggias, Anna	27	ETOB	5:34.00
9 Day, Nadine K	42	DANY	5:35.61
10 Reynolds, Ellen M	48	SAWS	5:36.11
11 Kendig, Alicia M	30	CMS	5:40.13
12 Hill, Laurel S	43	ARIZ	5:40.24
13 Wetstone, Susan	39	PNA	5:42.00
14 Bergfield, Alana N	25	WMST	5:42.50
15 Stokes, Jessica N	36	NEM	5:45.00
16 Myers, Danielle E	28	VMST	5:45.00
17 Lambert, Megan	20	CTSM	5:45.19
18 Carlson, Jennifer M	33	RMST	5:47.00
19 Gellatly, Jill E	45	COOG	5:47.04
20 Hug, Laurie	47	1776	5:47.45
21 Peterson, Megan K	29	PMST	5:48.42
22 Segovia, Vanessa	29	GOLD	5:50.13
23 Blocker, Vicki S	29	RICE	5:55.00
24 Capizzi, Stefanie	25	ROSE	5:57.54
25 Bennett, Ellen K	49	SYSM	5:58.32
26 Denney, Jenny	29	MOVY	6:00.00
27 Frendreis, Lauren	23	ROSE	6:01.27
28 Countryman, Marianne	48	GAJA	6:02.64
29 Iseppi, Esther	54	AMT	6:05.00
30 Ruberto, Laura M	42	PHX	6:05.21
31 Sorenson, T	46	MVN	6:06.77
32 Walker, Sarah E	28	CMS	6:07.08
33 Meyer, Marguerite	53	TOC	6:13.00
34 Simmons, Cheryl A	45	ROSE	6:19.92
35 Lappin, Jeanne L	57	GERM	6:20.48
36 Kupan, Cheryl A	48	MESC	6:22.00
37 Einsidler, Karen L	56	AGUA	6:25.00
38 Terlouw, Lori T	48	ARKM	6:25.00
39 Najjar, Ellie S	51	CMS	6:25.00
40 Ramnath, Fernette P	47	SYSM	6:25.00
41 Froehlich, Kathryn	50	IM	6:27.20
42 Framke, Erin C	39	CMS	6:29.36
43 Davis, Charlotte M	62	PNA	6:30.00
44 Jensen, Karen	45	VACA	6:30.89
45 Burke, Barbara B	51	1776	6:31.32
46 King, Rebecca L	32	SMS	6:32.49
47 Kooy, Elizabeth A	41	IM	6:37.49
48 Criscione, Anicia	39	OREG	6:40.51
49 Loper, Tracey E	29	CMS	6:45.00
50 Bowen, Kris	50	INDY	6:45.00
51 Hamel, Laura	48	SYSM	6:45.82
52 Rees, Karla E	40	MVM	6:47.18
53 Schick, Lori A	49	SFTL	6:47.79
54 Gremminger, Karen M	46	WMAC	6:49.00
55 Brundage, Cheryl Y	46	SWYM	6:50.00
56 Beck, Pam	55	O*H*	6:50.60
57 Fox, Elizabeth M	44	IAMA	6:53.00

58 Delmage, Arlene	50	OREG	6:59.00
59 Goodman, Ann R	53	OREG	7:03.64
60 Tyynismaa, Terri L	50	OREG	7:05.07
61 Quinn, Phyllis E	57	TOC	7:05.35
62 Bierwert, Karen	60	NEM	7:06.67
63 Postma, Terri	43	UNAT	7:08.50
64 Cuda, Suzanne E	52	MOST	7:10.76
65 Barry, Robin B	45	LVM	7:11.13
66 Larson, Linda L	57	SFTL	7:18.77
67 Loেকে, Heidi L	41	MOVY	7:20.31
68 Dills, Suzanne L	67	PNA	7:23.09
69 Barkley, Maryanne	52	SLAM	7:25.24
70 Chesley, Jana P	40	ROSE	7:30.00
71 Lyman, Carolyn B	62	UTAH	7:30.17
72 Jones, Cynthia L	62	IM	7:32.88
73 Giles-Ott, Ruth	44	IM	7:38.77
74 Volz, Kristin R	39	SFTL	7:41.86
75 Brooks, Catherine	64	AKMS	7:41.99
76 Post, Heather M	42	LVM	7:42.32
77 Welch, Sarah	65	PNA	7:45.27
78 Stutz, Kathleen J	30	TPIT	7:50.10
79 Tourtual, Dorothy M	61	BUMS	7:54.00
80 Barnea, Daniela	68	MOST	7:55.10
81 Davies, Patti	30	INDY	8:00.00
82 Larsen, Barbara (Babs) H	65	MINN	8:00.00
83 Hodges, Jenny A	38	PMST	8:02.66
84 Bibles, Shirley	50	AGM	8:05.00
85 Asleson, Elke M	60	OREG	8:09.34
86 Burfeind, Betty	65	IM	8:13.86
87 Ventura Visbal, Rosa V	65	SFTL	8:14.58
88 McDaniel, Georgia	66	IM	8:16.00
89 Seyferth, Elizabeth L	54	SLAM	8:17.87
90 Meyers, Susan L	70	INDY	8:25.00
91 Baldwin, Tricia A	22	SKY	8:29.13
92 Myer, Cynthia J	59	IMSC	8:49.98
93 Prall, Winifred S	65	CMS	8:55.34
94 Callaway, Linda	59	MOST	8:56.31
95 Hlavacek, Ida M	70	VMST	9:01.40
96 Katz, Jane	69	AGUA	9:30.50
97 Aud, Susan	57	SLAM	9:37.89
98 Varty, Eulah M	78	CMSC	10:26.92
99 Campbell, Joan K	82	FACT	12:15.13

#6 Men 400 LC Meter IM

Sponsor: The IMT Group

Name	Age	Athlete	Seed Time
1 Doherty, Kevin J	39	CMS	4:55.00
2 Magee, Mark A	44	LVM	4:56.09
3 Brundage, Patrick W	45	ARIZ	4:58.12
4 Phelan, Darren D	49	STAN	4:58.82
5 Blessing, Tyler J	40	TXLA	4:59.05
6 Barley, Adam S	31	VMST	4:59.50
7 Solano, Abraham E	43	SKY	5:05.00
8 Dwyer, Jesse D	20	LVM	5:09.10
9 Holland, Dave	45	VMST	5:09.89
10 Rasmussen, Anders M	49	TXLA	5:10.23
11 Wadley, Wadley	33	WH2O	5:12.00
12 Stich, Darryl D	37	WMAC	5:12.00
13 Livingston, Terry	45	BLU	5:15.00
14 Sundahl, Philip J	47	WMST	5:15.75
15 Sauer, Jim	55	TXLA	5:16.81

16 Elshafei, Emad H	46	TERR	5:17.00
17 Colella, Rick	61	PNA	5:17.18
18 Schmidt, Michael J	50	MESC	5:18.00
19 Rubocki, John S	42	SAWS	5:19.23
20 Smith, Stephen M	46	SAC	5:22.33
21 Reuter, Adam K	38	PAFC	5:23.26
22 Stephenson, Dan	55	ROSE	5:23.90
23 Basilis, Carlos	35	DOM	5:25.00
24 McWhorter, Michael C	39	TOC	5:25.00
25 Jelen, Doug	39	PNA	5:26.35
26 Enright, Jeffrey	46	SMM	5:27.84
27 Waud, Timothy P	45	OREG	5:28.86
28 Maydak, Jeffrey M	39	NAST	5:29.17
29 Wood, Nick	24	OREG	5:29.49
30 Melanson, Edward L	50	CMS	5:30.00
31 Fugate, Chris K	36	MOVY	5:30.00
32 Morales, John R	54	SRM	5:32.66
33 Biles, James B	51	WMAC	5:33.40
34 Collins, Michael D	46	NOVA	5:36.15
35 Jugend, Celso	58	SYSM	5:37.00
36 Hobbs, Brent P	45	OMSC	5:40.00
37 Hopson, Bruce E	46	SLAM	5:40.95
38 Karren, Kelly S	39	UTAH	5:41.32
39 Cordero, Billy	45	IM	5:46.24
40 El Dokor, Tarek A	37	PHX	5:50.00
41 Holmes, Robert C	50	SKY	5:50.00
42 Ellis, Andrew F	44	TERR	5:50.00
43 Webb, Cameron	26	ART	5:50.43
44 Louie, Jamie	55	CMS	5:51.43
45 Matysek, Jim	53	SYSM	5:52.31
46 Clemmons, Jim	62	MAM	5:53.50
47 Blanco, Alonso O	38	MOST	5:53.71
48 Thompson, Anthony G	48	MOVY	5:55.99
49 Saxton, Carleton S	43	IM	5:58.00
50 Hugo, John M	52	LTMN	5:59.00
51 Miller, Elliot A	29	NEM	5:59.40
52 Schlichter, Zachary M	29	SFTL	6:00.00
53 Pfaltzgraff, Mark	51	WMAC	6:00.00
54 Pardo, Robert R	39	SFTL	6:00.62
55 Wendt, George F	65	IM	6:03.00
56 Bright, David	59	NEM	6:03.66
57 Yost, Hunter	61	ARIZ	6:04.13
58 Hillman, Allen F	45	SYSM	6:04.94
59 Kerns, Hubie	63	VCM	6:06.41
60 Wright, Robert E	58	DOC	6:08.18
61 Bugner, Daniel L	37	IM	6:08.41
62 Nelsen, Steve N	52	PCAT	6:09.34
63 Hatch, Eric	38	CMS	6:09.48
64 Pugliese, Mark	60	ANCM	6:10.00
65 Thompson, Frank L	61	MICH	6:12.00
66 Couch, Bob E	65	SYSM	6:12.17
67 Patterson, Daniel A	52	IAMA	6:14.00
68 Kadi, Mike	48	MVM	6:15.00
69 Murphy, Brady C	43	NEBR	6:15.00
70 Segura, Alonso AL	46	ABN	6:15.10
71 Apker, John L	51	NEBR	6:18.00
72 Patterson, Tim K	55	NEBR	6:19.35
73 Miller, Douglas K	66	INDY	6:20.00
74 Kealy, Tom P	56	IAMA	6:26.00
75 Haberek, Cork	55	SKY	6:26.00
76 Armstrong, Jeff J	48	MINN	6:27.16

2012 Marriott USMS Summer Nationals
CenturyLink Center Omaha
Psych Sheet - Friday, July 6, 2012

#6 ... (Men 400 LC Meter IM)		
77	Reed, Ed	69 CTMS 6:28.20
78	Fritts, Jack M	62 IAMA 6:29.62
79	Hale, Dave	57 SRM 6:30.00
80	Hendrick, Marty	54 SFTL 6:31.88
81	Kutsenko, Vadym	67 AS 6:35.00
82	Simon, Chuck W	40 NEBR 6:36.00
83	Tolman, Fred	30 UNAT 6:36.73
84	Landis, Tom	70 OREG 6:36.89
85	Nguyen, Son	33 MESC 6:39.15
86	Rollins, Bruce W	63 WMST 6:39.56
87	White, Kenneth A	55 NEBR 6:40.00
88	Morris, Stephen L	61 PCAT 6:40.02
89	Anderson, Marc S	63 MINN 6:40.86
90	Holthus, Brian K	55 MINN 6:45.00
91	Freshley, Mike R	71 SDSM 6:48.48
92	Chang, Tinjin P	43 NEBR 6:50.12
93	Carney, Kent	65 CMS 6:53.32
94	Van Nort, Steven	61 LAPS 6:55.33
95	Noble, Dave N	69 MOVY 6:55.69
96	Willis, Gregory B	64 LAPS 7:03.49
97	Cody, Frank J	72 MICH 7:09.80
98	Bernstein, Richard F	66 AGUA 7:20.00
99	Lauer, William J	78 GKMS 7:29.75
100	Jones, Burwell	79 SYSM 7:30.00
101	Swiger, Ralph B	56 VMST 7:41.54
102	Good, Larry A	78 SLAM 7:45.45
103	Lopez, Alex	41 NTEX 7:46.80
104	Badgley, David	72 OKMS 7:55.00
105	Fasbender, Barry A	75 STAN 8:03.06
106	Jones, William I	75 MESC 9:02.50
107	Maine, Thomas O	87 SLAM 9:04.56
108	Rotole, Gregory S	58 FMM 9:04.62
109	Mullins, Stephen M	80 IM 10:30.00
110	Doud, Bob R	89 MICH 15:59.00

**2012 Marriott USMS Summer Nationals
CenturyLink Center Omaha
Meet Program - Friday, July 6, 2012**

#7 Women 100 LC Meter Butterfly

Lane	Name	Age	Athlete	Seed Time
Heat 1 of 11 Finals				
3	Hooe, Donna L	50	GAJA	1:40.53
4	Tullman, Patricia A	75	FMM	2:17.06
5	Fisher, Jane	76	GSM	2:44.71
Heat 2 of 11 Finals				
0	Larsen, Barbara (Babs) H	65	MINN	2:00.00
1	Rousseau, Sandi	65	OREG	1:48.00
2	Welch, Sarah	65	PNA	1:36.73
3	Boak, Carolyn	67	WMST	1:28.00
4	Wentzel, Reemi B	67	UNAT	1:39.29
5	Pohlmann, Mary M	67	SLAM	1:54.10
6	Hlavacek, Ida M	70	VMST	2:06.62
7	Clifford, Gynt	74	MOST	1:51.62
8	Meyers, Susan L	70	INDY	2:00.00
Heat 3 of 11 Finals				
1	Stengel, Alta F	62	SDSM	2:00.00
2	Weston, Susan E	61	SDSM	1:48.50
3	Davis, Charlotte M	62	PNA	1:25.00
4	Val, Laura B	61	TAM	1:15.00
5	Lindsey, Connie	60	MOST	1:44.60
6	Williams, Dale B	60	SMS	1:50.14
Heat 4 of 11 Finals				
0	Braaten, Kitten	57	VMST	1:39.45
1	Beck, Pam	55	O*H*	1:34.01
2	Lappin, Jeanne L	57	GERM	1:18.87
3	Mann, Melinda J	56	WMAC	1:15.38
4	Crabbe, Colette M	56	OREG	1:16.60
5	Glassman, Debbie A	59	PNA	1:28.60
6	Hilpert, Bess	57	TXLA	1:36.68
7	Brundage, Cheryl Y	45	SWYM	1:29.74
8	Meyer, Andrea	49	CMS	1:52.88
9	Dau, Janice A	50	CMS	1:35.90
Heat 5 of 11 Finals				
0	Davenport, Mary E	52	IAMA	1:29.27
1	Froehlich, Kathryn	50	IM	1:23.41
2	Kennedy, Ann	51	NEBR	1:18.00
3	Ingraham, Susan R	53	MOST	1:17.04
4	Simpson, Susanne B	52	NOVA	1:12.58
5	Olson, Carol	50	NEBR	1:14.49
6	Caswell, MJ	51	OREG	1:18.00
7	Iseppi, Esther	54	AMT	1:20.00
8	Delmage, Arlene	50	OREG	1:29.01
9	O'Banion, Carrie	53	ARKM	1:33.39
Heat 6 of 11 Finals				
0	Cooperrider, Beth C	45	NEBR	1:26.04
1	Countryman, Marianne	48	GAJA	1:17.72
2	Hug, Laurie	47	1776	1:15.11
3	Schickore, Jutta	48	DOC	1:13.01
4	Welting, Lauren K	47	TOC	1:10.50
5	Godges, Arlette A	48	SCAQ	1:13.00
6	Terlouw, Lori T	48	ARKM	1:15.00
7	Westerman, Karen L	45	TMM	1:15.42
8	Adams, Kari S	46	LVM	1:18.43
9	Terzopoulos, Lori	46	MOVY	1:26.60

Heat 7 of 11 Finals

0	Saline, Heather J	43	AKMS	1:34.41
1	Fox, Elizabeth M	44	IAMA	1:30.00
2	Stone, Julie D	41	HOPK	1:17.42
3	Martin-Sherlock, Ann L	42	MOVY	1:12.72
4	Ridge, Jennifer	44	IM	1:09.92
5	Hill, Laurel S	43	ARIZ	1:10.76
6	Mantonya, Becky W	40	NEBR	1:15.62
7	Kaseman, Ann E	40	NEBR	1:20.69
8	Postma, Terri	43	UNAT	1:33.00
9	Rees, Karla E	40	MVM	1:35.69
Heat 8 of 11 Finals				
1	Fellows, Hilary	35	MOVY	1:59.86
2	Weiser, Sabine	38	WMST	1:22.00
3	Koch Davis, Laura K	36	WMST	1:10.68
4	Campbell, Jennifer	37	MUMS	1:08.08
5	Varlas, Melissa D	39	SYSM	1:09.50
6	Hankins, Malena	39	GAJA	1:20.00
7	Compton, Rebecca	39	SLAM	1:22.75
8	Rosenblat, Daniela	37	SFTL	2:12.77

Heat 9 of 11 Finals

1	Payne, Elizabeth E	30	NEBR	1:23.00
2	Wallace, Tricia M	31	MINN	1:18.75
3	Pallo, Cassy	31	MOVY	1:14.97
4	Hyman, Misty D	33	PHX	1:10.69
5	Ksiazek, Kendra	31	SDSM	1:16.25
6	Phillipson, Stephanie E	33	NEBR	1:21.00
7	Johnson, Becky J	26	NEBR	1:35.00

Heat 10 of 11 Finals

0	Hunter, Erin J	26	SDSM	1:15.17
1	Tourigny, Brittany N	29	PNA	1:13.73
2	Myers, Danielle E	28	VMST	1:10.12
3	Gill, Meg B	27	TOC	1:08.51
4	Tao, Li	25	SFTL	1:03.00
5	Van Matre, Traci A	25	TXLA	1:05.21
6	Peterfish, Christie L	26	MOVY	1:09.00
7	Bjorlie, Stacy G	26	DKTA	1:12.62
8	Ramirez, Yubelkis	29	DOM	1:14.50
9	Young, Mary C	25	UCLA	1:18.49

Heat 11 of 11 Finals

2	Taylor, Whitney L	23	PHX	1:18.90
3	Dinkel, Paloma	24	PNA	1:06.91
4	Shockey, Kayla	18	UNAT	1:01.81
5	Bach, Maggie C	24	NEBR	1:04.90
6	Leonard, Marissa C	20	MOVY	1:08.45

#8 Men 100 LC Meter Butterfly

Lane	Name	Age	Athlete	Seed Time
Heat 1 of 16 Finals				
2	Jones, William I	75	MESC	2:04.70
3	Lauer, William J	78	GKMS	1:34.89
4	Fasbender, Barry A	75	STAN	1:56.42
5	Maine, Thomas O	87	SLAM	2:03.67
6	Doud, Bob R	89	MICH	3:32.53

Heat 2 of 16 Finals

1	Glasrud, Donald H	70	FGST	2:26.39
2	Holthaus, Roger R	73	NEBR	2:01.36
3	Goldstein, Mel E	74	INDY	1:39.16
4	Roddin, Hugh J	70	ANCM	1:26.00
5	Cody, Frank J	72	MICH	1:31.19
6	Half, Henry M	70	MOST	1:57.27
7	Hunt, John W	70	1776	2:25.00
8	Hale, Art	70	UNAT	2:52.34

Heat 3 of 16 Finals

1	Straka, Peter	69	TYMS	1:31.25
2	Miller, Douglas K	66	INDY	1:23.00
3	Rudloff, Edward	65	TOC	1:18.17
4	Burns, Richard	69	TAM	1:15.00
5	Couch, Bob E	65	SYSM	1:18.00
6	Nielsen, Charles D	67	MINN	1:20.09
7	Selles, Carl H	65	SPM	1:30.00

Heat 4 of 16 Finals

2	Postpisl, Ronald R	55	PAFC	1:15.55
3	Schenstrom, Warren	55	SRM	1:14.23
4	Hoffman, Kevin T	56	TBH	1:15.00
5	Niemi, Ken	57	BERK	1:15.68
6	Willis, Gregory B	64	LAPS	1:24.70
7	Chew, James D	64	UNAT	1:59.00

Heat 5 of 16 Finals

0	Mehl, Don	61	RGSC	1:20.00
1	Sterne, Erik A	60	ROSE	1:16.13
2	Tharp, Greg J	62	WMST	1:14.13
3	Shead, Timothy M	60	GOLD	1:11.00
4	Shaw, Greg J	61	NEM	1:06.50
5	Lautman, Scott M	60	BWAQ	1:08.59
6	Bell, Alan	62	PNA	1:12.50
7	Bernard, Alan D	63	TAM	1:15.23
8	MacLennan, John	61	NEM	1:18.00
9	Scalise, James A	61	MSC	1:24.00

Heat 6 of 16 Finals

0	Westphal, Kent B	56	IM	1:12.20
1	Dodson, Phil L	59	IM	1:10.41
2	Graham, Donald	58	PNA	1:08.60
3	Sauer, Jim	55	TXLA	1:04.38
4	Carter, Paul V	55	TOC	59.99
5	Bugg, Bob	55	GAJA	1:03.40
6	McCabe, Thomas J	55	IM	1:05.50
7	Gooding, Jack	59	PCAT	1:10.05
8	Szirmai, Alex	55	RMSC	1:11.00
9	Kealy, Tom P	56	IAMA	1:14.00

Heat 7 of 16 Finals

1	Drake, Bruce	50	NEBR	1:17.00
2	Washburne, Brent C	51	OREG	1:13.89
3	White, Steve G	52	WMST	1:12.22
4	Holmes, Robert C	50	SKY	1:11.00
5	Stultz, Todd W	52	SYSM	1:11.97
6	Sikora, Rod	52	DAMM	1:13.28
7	Valley, Eric	51	PNA	1:16.18

2012 Marriott USMS Summer Nationals
CenturyLink Center Omaha
Meet Program - Friday, July 6, 2012

Heat 8 (#8 Men 100 LC Meter Butterfly)

0	Morales, Tito	53 UCLA	1:09.00
1	Brown, Tim	50 IAMA	1:08.01
2	Wood, Steve	52 BLU	1:06.76
3	Marshall, Dirk H	50 STFF	1:05.00
4	Schmidt, Michael J	50 MESC	1:04.50
5	Kone, Bruce C	54 RICE	1:04.80
6	Beattie, John R	51 BLU	1:05.21
7	Wells, Brad R	51 MOVY	1:07.50
8	Boileau, Mike	51 CMS	1:08.83
9	Whiteford, Anton B	50 TBH	1:09.12

Heat 9 of 16 Finals

0	Wiegand, Joseph B	49 NEBR	1:21.00
1	Doyle, Michael B	48 PCAT	1:13.73
2	Gale, Andrew J	46 MOST	1:11.00
3	Kidder, Mike	46 MOVY	1:09.40
4	Hopson, Bruce E	46 SLAM	1:07.99
5	Malone, Kenneth G	48 YHFM	1:08.46
6	Pepe, Marshall	48 SYSM	1:10.30
7	Erickson, Tom A	46 DKTA	1:12.00
8	Green, Bob E	47 MOVY	1:15.00
9	Krenzer, Brian R	34 EBSC	1:10.45

Heat 10 of 16 Finals

0	Bailey, Jeff M	45 MICH	1:06.00
1	Vicioso, Danilo	49 DOM	1:05.00
2	Malas, Bryan	45 IM	1:02.87
3	Brundage, Patrick W	45 ARIZ	1:02.34
4	Phelan, Darren D	49 STAN	1:00.67
5	Decker, Nicholas W	45 CAQM	1:01.70
6	Tattersson, Bryan R	48 SFTL	1:02.50
7	Holland, Dave	45 VMST	1:04.94
8	Pushka, Dave	49 IM	1:05.50
9	Bennett, Dennis	46 UNAT	1:06.42

Heat 11 of 16 Finals

0	Schaal, Maor	44 SKY	1:17.18
1	Knox, Kevin	41 AKMS	1:13.51
2	Carlson, John	41 RMST	1:11.24
3	Borton, Dan	44 ROSE	1:10.47
4	Awad, Omar	44 MINN	1:10.05
5	Beck, John L	43 UNAT	1:10.50
6	Cambias, Rob J	44 SMS	1:11.70
7	Pohnert, Steven C	42 RMST	1:14.93
8	Miess, David	23 ROSE	1:10.58
9	Sanchez, Ralph	22 ROSE	1:38.80

Heat 12 of 16 Finals

0	Power, Michael L	44 WMAC	1:07.84
1	Stier, Scott J	43 SYSM	1:05.23
2	Magee, Mark A	44 LVM	1:03.10
3	Rees, Greg	43 SVY	1:01.15
4	Blessing, Tyler J	40 TXLA	59.34
5	Roddin, Jeffrey H	43 ANCM	1:00.60
6	Mortimer, Steve R	42 SYSM	1:01.57
7	Rodriguez, Ramses	40 SYSM	1:03.50
8	Doherty, Todd S	41 PNA	1:06.09
9	Kooy, Jan F	40 UNAT	1:08.00

Heat 13 of 16 Finals

0	Nakahodo, Sidney	37 NCYM	1:12.65
1	Bugner, Daniel L	37 IM	1:10.00
2	Karren, Kelly S	39 UTAH	1:07.89
3	Stewart, Tony A	39 MOVY	1:05.44
4	Edwards, Dan	39 CMS	1:04.95
5	Mangano, Matthew A	35 SWOM	1:05.37
6	Albino, Jorge E	37 SYSM	1:07.50
7	McWhorter, Michael C	39 TOC	1:08.00
8	Itriago, Hilario	39 GOLD	1:10.45
9	O'Dell, Richard S	35 MOVY	1:19.27

Heat 14 of 16 Finals

0	Holsman, Trent T	32 TOC	1:06.15
1	Meacham, Garth D	30 LVM	1:02.99
2	Kendig, Jamie M	32 SYSM	1:00.59
3	Doak, Kevin	31 MICH	59.87
4	Conway, Adam M	34 TVM	57.16
5	Gaines, Billy	31 LVM	59.86
6	McKee, Chris	33 TXLA	1:00.20
7	Barley, Adam S	31 VMST	1:02.00
8	Ponce, Jose A	30 PHX	1:05.78
9	Strahota, Jeffrey R	32 TERR	1:08.58

Heat 15 of 16 Finals

0	Smith, Ben A	26 DKTA	1:10.53
1	Ganiyev, Doston	25 CMS	1:05.55
2	Ragland, John C	25 OKMS	1:03.72
3	Wilson, Jacob N	29 WMST	1:02.12
4	Cunnick, Charles W	26 IM	58.66
5	Gullett, Jeffrey D	29 CMS	1:02.00
6	McCord, Josh A	27 NEBR	1:03.00
7	Lehmann, Karl M	27 SMS	1:05.00
8	Cleary, Kevin H	29 OREG	1:08.54
9	Krysl, Ryan G	22 NEBR	1:09.66

Heat 16 of 16 Finals

0	Beeman, Daniel P	19 NEBR	1:05.66
1	Nemick, Gregory W	24 CMS	1:03.34
2	Shaheen, Luke	24 SYSM	1:02.50
3	Taylor, Jonathan B	24 TOC	1:01.00
4	Krysl, Colin	20 NEBR	58.21
5	Fisk, Jared M	20 SAWS	1:00.40
6	Nadler, Brian C	23 CVMM	1:02.34
7	Cahalan, Andrew J	24 UNAT	1:02.50
8	Pettibone, Phillip	21 CMS	1:04.94
9	Malasky, Martin E	24 TOC	1:07.00

#9 Women 50 LC Meter Freestyle

Lane	Name	Age	Athlete	Seed Time
3	Goggin, Georgia	83	MOST	54.34
4	Bohl, Nan	83	MOVY	42.42
5	Caldwell, Dionne B	80	NOVA	49.04
6	Lorenzi, Betty S	85	FACT	50.23

Heat 1 of 26 Finals

3	Goggin, Georgia	83 MOST	54.34
4	Bohl, Nan	83 MOVY	42.42
5	Caldwell, Dionne B	80 NOVA	49.04
6	Lorenzi, Betty S	85 FACT	50.23

Heat 2 of 26 Finals

0	Johnson, Ruth B	79 IAMA	53.00
1	Sachs, Janet G	75 CMS	48.96
2	Tullman, Patricia A	75 FMM	43.98
3	Kennedy, Judy A	75 NEBR	45.00
4	Coakley, Marian W	75 NEM	49.05
5	Stenglein, Sandra	69 NEBR	1:05.00
6	Carlson, Bobbie C	67 NEBR	2:00.00
7	Avery, Susan H	70 MM	52.96
8	Verth, Ann	70 SYSM	55.00

Heat 3 of 26 Finals

0	Shockro, Ellen K	70 UNAT	47.01
1	Manheim, Lucy M	70 RMST	46.64
2	Clifford, Gynt	74 MOST	38.16
3	Ward, Joy	70 OREG	37.58
4	Schreiner, Beth	71 VMST	35.22
5	Ridout, Nancy J	70 TAM	37.53
6	Frid, Barbara	70 OREG	37.70
7	Birkhead, Jane C	72 MOST	40.69
8	Bendorf, Judy A	73 IAMA	47.00
9	Echeverria, Carmen I	72 MWA	47.23

Heat 4 of 26 Finals

0	Roddin, Ruth A	69 ANCM	46.00
1	Hashimoto, Christine L	65 CMS	42.48
2	Dillon, Sally A	66 PNA	37.92
3	Shoenberger, Linda R	65 TAM	37.18
4	Boak, Carolyn	67 WMST	32.78
5	Wentzel, Reemi B	67 UNAT	34.18
6	Webb, Linda	67 SFTL	37.27
7	Rousseau, Sandi	65 OREG	39.00
8	Ringsven, Renata M	67 WMAC	43.10
9	Ensign, Jeanne	66 PNA	53.20

Heat 5 of 26 Finals

0	Wright, Jane E	63 SAWS	49.34
1	Felton, Linda R	62 FACT	45.00
2	Sample, Betty	64 NEBR	45.00
3	Speer, Pam	61 ARIZ	46.03
4	Carda, Dianna L	56 NEBR	54.97
5	Neary, Michaela	58 NEBR	45.00
6	Otto, Brigitte	57 NEBR	45.20
7	Green, Amber-Sky	41 NEBR	36.32
8	Bikus, Sandy B	43 NEBR	39.00
9	Pohnert, Anne M	45 RMST	54.27

Heat 6 of 26 Finals

0	Weston, Susan E	61 SDSM	40.19
1	Williams, Dale B	60 SMS	38.65
2	Preissler, Stella	63 PNA	35.00
3	Coellner, Deb S	61 WMST	32.41
4	Val, Laura B	61 TAM	30.00
5	Davis, Charlotte M	62 PNA	32.00
6	Jones, Cynthia L	62 IM	34.45
7	Felton, Anezka G	64 TOC	38.34
8	McBride, Darcy A	61 NEBR	39.43
9	Yoder, Margie E	60 CMS	40.20

2012 Marriott USMS Summer Nationals
CenturyLink Center Omaha
Meet Program - Friday, July 6, 2012

Heat 7 (#9 Women 50 LC Meter Freestyle)			Heat 12 of 26 Finals			Heat 17 of 26 Finals					
0	Blatt, Cindy S	59 VCM	38.46	0	Woodard, Alis Rojas	52 NCMS	32.75	0	Pardy, Paula K	44 PMST	34.44
1	Berk, Sherie	59 SFTL	35.92	1	Edgar, Barb L	50 NEBR	32.28	1	Legaspi, Kelly A	41 SFTL	33.65
2	Wedaman, Karen P	59 VACA	35.89	2	Thomas, Ann B	52 SFTL	31.99	2	Novinski, Carole J	44 NEBR	32.50
3	Jones, Beth	55 RIDG	35.29	3	Terhorst, Hermine M	54 SRM	31.45	3	Chesley, Jana P	40 ROSE	32.14
4	Harrington, Sue	55 OREG	35.00	4	Fedako, Cathy A	51 SYSM	31.26	4	Batcheller, Jennifer A	44 MVN	31.26
5	Ogden, Pamela C	55 MINN	35.22	5	Stokes, Karin E	51 NEM	31.37	5	Dalmasy-Laccetti, Ameriquin	44 DOM	32.00
6	Hines, Mary Anne	55 WMST	35.50	6	Buck, Donna M	53 OREG	31.60	6	Greene, Dana M	43 NCMS	32.15
7	Hinson, Jan D	58 BSLM	35.90	7	Kafka, Heidi	50 IM	32.15	7	Smith, Karen	43 FACT	33.36
8	Watts, Sue N	58 1776	36.06	8	Tyynismaa, Terri L	50 OREG	32.52	8	Borton, Joan	43 ROSE	33.98
9	Baldwin, Patricia A	57 SKY	43.52	9	Hooe, Donna L	50 GAJA	33.59	9	Hayes, Rhonda S	40 UNAT	35.60
Heat 8 of 26 Finals			Heat 13 of 26 Finals			Heat 18 of 26 Finals					
0	Quinn, Phyllis E	57 TOC	34.50	0	Rembach, Nicole	51 CFSC	31.03	0	Stone, Julie D	41 HOPK	30.54
1	Hilpert, Bess	57 TXLA	34.31	1	Henderson, Kristin W	52 DAMM	30.99	1	Mantonya, Becky W	40 NEBR	30.14
2	Christensen, Sue M	56 NEBR	34.20	2	Kelsall, Rosemary	50 MSBC	30.11	2	Harang, Tracie A	40 AKMS	29.87
3	Gettelfinger, Cheryl M	55 INDY	33.78	3	Livingston, Leslie C	51 GMUP	29.65	3	Hill, Laurel S	43 ARIZ	29.02
4	Guins, Ann H	59 O*H*	33.44	4	Dahl, Lisa A	51 PNA	28.70	4	Dawson, Deborah	44 NBAC	28.78
5	Holloway, Colleen J	59 MOST	33.50	5	Olson, Carol	50 NEBR	29.03	5	DeHaven, Kathleen	40 CMS	29.00
6	Kirkpatrick-Reno, Nancy	57 CVMM	34.08	6	Jones, Eney	52 DAMM	29.99	6	Decker, Teddy S	40 CAQM	29.84
7	Del Greco, Jane B	56 IM	34.28	7	Petersen, Stephanie O	50 SLAM	30.70	7	Barr, Julie	42 NEBR	30.03
8	Wymelenberg, Lynn A	57 RMST	34.34	8	Groselle, Laura L	52 SYSM	31.00	8	Tejeda, Ana Y	41 DOM	30.20
9	Brault, Danielle	56 MSBC	34.56	9	Ingraham, Susan R	53 MOST	31.11	9	Germonprez, Elizabeth H	40 MINN	31.03
Heat 9 of 26 Finals			Heat 14 of 26 Finals			Heat 19 of 26 Finals					
0	Glassman, Debbie A	59 PNA	32.80	0	Hamilton, Jamie S	47 SLAM	39.72	1	Ewen, Chrystena E	38 NEM	35.50
1	Estel, Beth A	56 NEM	32.50	1	Nance, Molly C	47 NEBR	36.88	2	Reinke, Karalee	36 RICH	33.04
2	Meteyer, Beverly B	59 LVM	32.16	2	Oeltjen, Julie B	49 NEBR	36.61	3	Payano, Cynthia M	37 DOM	31.88
3	Early, Marilyn E	55 MICH	31.86	3	Turner, Mary S	49 PMST	36.00	4	Campbell, Jennifer	37 MUMS	29.03
4	Andrus-Hughes, Karen	55 OREG	30.70	4	Jeter, DeeDee	46 NEBR	35.32	5	Compton, Rebecca	39 SLAM	31.23
5	Cole, Janie	59 DAMM	31.30	5	Cooperrider, Beth C	45 NEBR	35.75	6	Kyff, Jennifer J	39 METR	32.36
6	Crabbe, Colette M	56 OREG	31.90	6	Moss, Regina	46 DAMM	36.00	7	Bortolotti, Rebecca A	38 NEBR	33.62
7	Grilli, Tracy L	55 NEM	32.23	7	Greedy, Lisa G	48 PCAT	36.83	Heat 20 of 26 Finals			
8	Blattner, Susan	55 MOVY	32.60	8	McClure, Pam	49 RAY	38.85	0	Reuland, Lisa M	30 PMST	41.51
9	Carpenter, Kelley C	55 SYSM	32.96	9	Amelon, Mitzi C	49 MICH	49.00	1	Ihrke, Annette C	30 MINN	32.56
Heat 10 of 26 Finals			Heat 15 of 26 Finals			Heat 21 of 26 Finals					
0	Shoemaker, Tracy S	52 WMST	46.33	0	Kuhn, Amy A	46 NEBR	33.98	0	Wallace, Tricia M	31 MINN	30.58
1	Moure de Godoy, Elva	52 WMST	42.90	1	Dawson-Cook, Susan E	49 ARIZ	33.75	1	Pansini Rose, Christina	32 NEM	30.21
2	Mueller, Edie J	52 PMST	40.57	2	Gremminger, Karen M	46 WMAC	33.34	2	Grover, Mollie K	31 TERR	29.40
3	Steinauer, Amy S	51 NEBR	38.06	3	Dodd, Dina	49 BRS	32.79	3	Catallo-Madruga, Marci H	33 CMS	29.00
4	Andrade, Julie A	51 OREG	37.01	4	Gallagher, Kathy	48 ARIZ	32.00	4	Martin, Jennifer M	32 SFTL	28.57
5	Kurutz, Lynn E	51 NEBR	37.40	5	Terzopoulos, Lori	46 MOVY	32.26	5	Stakem, Meredith A	31 DCAC	28.68
6	Davenport, Mary E	52 IAMA	38.56	6	Tracy, Robin C	48 DKTA	32.90	6	Inada, Noriko	34 PHX	29.00
7	Hanson, Betty A	50 PMST	41.99	7	Hagadorn, Heather	47 CMS	33.71	7	Connolly, Molly E	30 NEBR	29.80
8	Neal, Jeanie D	52 NEBR	45.00	8	Hoover, Kim L	46 MOVY	33.93	8	Haecker, Irina	34 GSC	30.50
9	Elsener, Lisa M	43 MOVY	36.16	9	Boyle, Catherine M	46 LOM	34.00	9	Howland, Heather	32 IM	31.12
Heat 11 of 26 Finals			Heat 16 of 26 Finals								
0	Meyer, Kim	54 SCAQ	36.09	0	Hacker, Sara	48 IM	31.61				
1	Tomlinson-Macias, Melinda I	54 HMS	35.04	1	Stiles, Jasmine	46 SDSM	31.48				
2	Sutherland, Erica	53 MPM	34.93	2	Wolff, Celia	46 NCMS	30.59				
3	Boileau, Ute C	50 CMS	34.72	3	Cleavenger, Becky	49 CVMM	29.65				
4	Fries, Beth	54 MESC	33.63	4	Sappey, Collette H	48 CMS	28.38				
5	Welker, Susan B	50 IM	34.30	5	Welting, Laureen K	47 TOC	29.59				
6	O'Banion, Carie	53 ARKM	34.79	6	Godges, Arlette A	48 SCAQ	30.20				
7	Cook, Sally A	51 ROSE	34.99	7	Harden, Shari	45 MOVY	31.08				
8	Santini, Stephanie	53 SMS	35.25	8	Johnson, Mindy	49 RMST	31.49				
9	Morton, Andrea N	50 WMST	36.74	9	Freund, Shelle	47 WMST	31.78				

2012 Marriott USMS Summer Nationals
CenturyLink Center Omaha
Meet Program - Friday, July 6, 2012

Heat 22 (#9 Women 50 LC Meter Freestyle)

0	Burke, Colleen R	27 LVM	39.00
1	Bruce, Robin C	27 PNA	33.98
2	Murphy, Siobhan C	26 SFTL	32.48
3	Ramirez, Yubelkis	29 DOM	32.20
4	Mollenhauer, Dianna L	27 MINN	32.10
5	Mabile, Christine E	25 SAWS	32.15
6	Bruns, Anneliese C	27 DKTA	32.40
7	Gifford, Heather A	26 SFTL	32.50
8	Ferm, Rebecca A	25 MOVY	38.61
9	Yang, ZhanTao	24 LVM	42.00

Heat 23 of 26 Finals

0	Grolle, Jamie V	29 LVM	32.00
1	Murphy, Carrie L	25 NEBR	32.00
2	Peterson, Megan K	29 PMST	31.23
3	Mathews, Erin	27 MARY	30.90
4	Harlow, Megan M	25 DAMM	30.49
5	Couch, Natalie	29 SYSM	30.50
6	Houston, Katy	25 TOC	30.99
7	Senne, Sarah	28 PCAT	31.50
8	Kline, Lindsey K	25 NEBR	32.00
9	Tiedeman, Katie	29 PMST	32.08

Heat 24 of 26 Finals

0	Healy, Colleen	26 PNA	30.00
1	Espirito, Vicki	27 TVM	29.86
2	O'Leary, Britta	28 AWJ	29.50
3	Gill, Meg B	27 TOC	28.49
4	Tao, Li	25 SFTL	27.00
5	Van Matre, Traci A	25 TXLA	27.73
6	Bjorlie, Stacy G	26 DKTA	28.63
7	Isch, Anita M	26 PMST	29.75
8	Denney, Jenny	29 MOVY	30.00
9	Wong, Liz	26 TANK	30.13

Heat 25 of 26 Finals

0	Schmidgall, Christina	23 GSC	33.01
1	Thayer, Laura	20 NEBR	33.00
2	Dodd, Kara	20 BRS	32.84
3	Hamilton, Sarah T	22 CMS	32.42
4	Frendreis, Lauren	23 ROSE	30.97
5	Griffin, Bethanie	23 NEBR	31.34
6	Taylor, Whitney L	23 PHX	32.70
7	Phelps, Melissa S	22 CMS	33.00
8	Dasini, Bavva	19 UNAT	33.00
9	Pawloski, Shannon C	20 MICH	37.40

Heat 26 of 26 Finals

0	Krupa, Melissa A	24 PAFC	30.68
1	Terrell, Stephanie L	24 SFTL	30.00
2	Leonard, Marissa C	20 MOVY	28.77
3	Bach, Maggie C	24 NEBR	27.79
4	Shockey, Kayla	18 UNAT	26.13
5	Kosmalska, Anna M	19 UCLA	27.50
6	Walsh, Shannon	24 ROSE	28.30
7	Thayer, Emily	22 NEBR	30.00
8	Hopkins, Cait M	23 NEBR	30.65
9	Lambert, Megan	20 CTSM	30.94

#10 Men 50 LC Meter Freestyle

Lane	Name	Age	Athlete	Seed Time
------	------	-----	---------	-----------

Heat 1 of 39 Finals

3	McKinley, Howard M	91	TOC	1:00.47
4	Hubbard, Donald J	85	SDSM	42.17
5	Roudebush, George M	87	PNA	1:05.12

Heat 2 of 39 Finals

0	Beach, Robert E	82	SPM	50.00
2	Woods, Albert H	83	GAJA	39.74
3	Manheim, Frank T	82	RMST	38.16
4	Johnston, Graham M	81	MOST	32.50
5	Shechter, Stanley J	80	AGUA	34.00
6	Ellis, Richard	80	AGUA	39.60
7	Marshall, Finley D	82	DAM	44.50
7	Raiborn, Louis M	81	MOST	40.09

Heat 3 of 39 Finals

1	Blake, William V	75	MOST	35.50
2	Magee, Pete	75	MINN	34.36
3	Bailie, Bob	77	WMST	33.38
4	Martinez, Sergio	76	NCMS	33.00
5	McIntyre, David R	75	GOLD	33.06
6	Robertson, William F	76	TGM	34.35
7	Martin, Raymond	75	MICH	34.41
8	Coles, Bill	77	SDSM	39.77

Heat 4 of 39 Finals

2	Avery, John H	70	MM	39.35
3	Hahn, Richard	70	NITR	38.09
4	Kilroy, Thomas J	70	ADMS	37.10
5	Gillanders, David	73	ARKM	37.73
6	Calwell, Mike N	72	MOVY	39.26
7	Meintjies, Bruce E	71	FLA	47.04

Heat 5 of 39 Finals

0	Goldstein, Mel E	74	INDY	36.98
1	Carey, James D	71	IAMA	36.48
2	Gosnold, Will D	72	DKTA	33.70
3	Verth, Tom	74	SYSM	31.30
4	Van Baalen, Vinus	70	SYSM	28.76
5	Landis, Tom	70	OREG	29.92
6	Angell, Tom	72	NOVA	32.00
7	Burgess, Thom	70	CMS	35.50
8	Quigley, George J	72	INDY	36.50
9	Gibbs, Jim	71	PCAT	37.02

Heat 6 of 39 Finals

0	Trump, Barry C	65	IAMA	55.00
1	Maust, Max M	66	NEBR	37.58
2	Peterson, Steven B	66	PNA	35.15
3	Selles, Carl H	65	SPM	35.00
4	Pohlmann, John T	69	SLAM	36.12
5	Malone, James A	65	NEBR	40.00
6	Luby, Timothy J	55	MOVY	44.30
7	Larson, Allen J	59	OREG	32.99
8	Pullen, Edward	58	NEBR	38.00

Heat 7 of 39 Finals

0	Andreano, Vincent F	68	MWA	33.09
1	Vaughan, James M	66	CMS	33.00
2	Parsons, Roger L	65	GOLD	32.99
3	Holly, Alan L	65	ARIZ	32.00
4	List, Robert W	67	GSMS	31.33
5	Nielsen, Charles D	67	MINN	31.88
6	Campbell, John F	65	MVN	32.00
7	Buchan, Douglas T	69	SFTL	33.00
8	Farmer, Michael W	65	ROSE	33.06
9	McCormick, Paul	65	CMS	33.50

Heat 8 of 39 Finals

0	Amundsen, Joseph S	67	1776	30.84
1	Brzezinski, Jay	65	PALM	30.74
2	Meyerhoff, Rick	65	TAM	29.95
3	Lodwig, Keefe L	69	SYSM	29.50
4	Sieh, Gregory M	65	IAMA	27.00
5	Bateman, Bryan J	65	IM	28.10
6	Powers, Matt G	66	TULS	29.50
7	Straka, Peter	69	TYMS	30.68
8	Andersen, Peter	69	SDSM	30.75
9	Hardy, Rog	66	RICE	31.00

Heat 9 of 39 Finals

0	Cave, William J	62	WMST	46.22
1	Anderson, John H	62	IM	37.00
2	Felton, Richard A	64	TOC	35.80
3	Watts, David T	60	WMAC	33.56
4	Schiller, Harry B	62	UNAT	32.55
5	Scalise, James A	61	MSC	33.00
6	Olander, John R	62	SRPM	34.50
7	Davis, Gene A	60	UNAT	36.00
8	Chew, James D	64	UNAT	40.00
9	Thomas, Phelan R	55	IAMA	32.71

Heat 10 of 39 Finals

0	Fisk, Floyd M	60	SAWS	31.65
1	Praul, Sam	60	UNAT	31.51
2	Warner, Frank	63	PNA	31.50
3	Plencner, Bob R	60	NEM	31.39
4	Nickodem, Peter W	63	HLJ	30.42
5	Sterne, Erik A	60	ROSE	30.77
6	Streicher, H Pete	62	CMS	31.50
7	Mehl, Don	61	RGSC	31.50
8	Boulding, Paul	61	BBSS	31.54
9	McKenna, Clancy	61	DAMM	32.50

Heat 11 of 39 Finals

0	Lawton, Robert K	61	NEM	30.00
1	Rollins, Bruce W	63	WMST	29.72
2	Hawkins, Carl W	60	TMM	29.11
3	Bernard, Alan D	63	TAM	28.97
4	Schmitz, Robert L	60	NCMS	28.15
5	Yellman, Don R	62	MOVY	28.41
6	Ryan, Bill	64	O*H*	29.00
7	Taylor, Gordon S	61	PHX	29.60
8	Wright, Robert W	62	MOVY	29.96
9	Anderson, Marc S	63	MINN	30.01

2012 Marriott USMS Summer Nationals
CenturyLink Center Omaha
Meet Program - Friday, July 6, 2012

Heat 12 (#10 Men 50 LC Meter Freestyle)			Heat 17 of 39 Finals			Heat 22 of 39 Finals					
0	Anderson, Mark J	59 IM	31.30	0	Weiss, Patrick J	53 MICH	36.06	0	Ryan, Steve P	48 NEBR	29.70
1	Kraemer, John G	59 NEBR	31.04	1	McKamy, Michael F	50 NEBR	35.00	1	Perry, Lyndon	49 MOVY	29.60
2	Adams, Daniel P	56 WH2O	30.50	2	Sternberg, Scott D	54 ROSE	32.79	2	Pepe, Marshall	48 SYSM	29.55
3	Bower, Norman F	59 IAMA	30.30	3	Macias, Jesse G	54 HMS	30.60	3	Kidder, Mike	46 MOVY	29.20
4	Carvotta, Tom	57 ADMS	30.00	4	Marshall, Jeffrey D	52 DAM	30.59	4	Le Vasseur, Andrew P	49 CMS	29.02
5	Blumenthal, Jeffrey S	58 IM	30.01	5	Cattles, Steve	53 CMS	30.60	5	Gross, Kelly	46 LVM	29.10
6	Kahn, Stuart L	59 DAM	30.48	6	Agathon, John C	53 WMST	30.74	6	Novinski, Dan E	45 NEBR	29.50
7	Stevens, Craig W	59 1776	30.69	7	Quandt, Tom B	52 NEBR	33.89	7	Peterson, Paul A	46 SYSM	29.55
8	Patterson, Tim K	55 NEBR	31.28	8	Mabile, Glenn	52 HMS	35.41	8	Holland, Thomas D	49 NEBR	29.63
9	Morrison, Jeffrey W	57 PNA	32.50	9	Good, Travis	52 RMST	39.00	9	Doyle, Michael B	48 PCAT	29.90
Heat 13 of 39 Finals			Heat 18 of 39 Finals			Heat 23 of 39 Finals					
0	Trussell, Tony E	57 PMST	29.83	0	Reen, Anthony F	51 TNYA	30.50	0	Gale, Andrew J	46 MOST	28.94
1	Zubrod, Stephen C	58 NEBR	29.70	1	Traynor, John	53 IM	30.41	1	Malone, Kenneth G	48 YHFM	28.50
2	Holthus, Brian K	55 MINN	29.50	2	Adams, Noel V	50 AGUA	30.30	2	Jones, Kenton R	45 SDSM	28.39
3	Parker, Roger	59 YHFM	29.50	3	Vargas, Enrique	51 ARIZ	30.00	3	Hartford, Doug S	49 MSBC	28.00
4	Kristek, Tom	55 NITR	29.47	4	McCarthy, Patrick J	53 GAJA	29.72	4	Condon, Doug	49 TVM	27.63
5	Marshall, D Scot	56 WMST	29.50	5	Harding, Brinker	51 NEBR	29.94	5	DuBay, John	48 UNAT	27.80
6	Taylor, Jeff S	56 MVN	29.50	6	Orwick, David	53 MOVY	30.30	6	Rankin, Mark C	46 PHX	28.00
7	Williams, Bruce F	59 RICE	29.60	7	Tininenko, Brent M	51 ARKM	30.35	7	Gould, Tom A	47 CMS	28.50
8	Hale, Dave	57 SRM	29.75	8	Patterson, Daniel A	52 IAMA	30.50	8	Green, Bob E	47 MOVY	28.90
9	Garlock, Jimm W	56 SYSM	29.86	9	Campbell, Chris	51 MVM	30.52	9	Fredrick, Derron C	45 NEBR	29.00
Heat 14 of 39 Finals			Heat 19 of 39 Finals			Heat 24 of 39 Finals					
0	Dodson, Phil L	59 IM	29.01	0	Modde, James	51 NEBR	29.50	0	Young, Robert	48 IM	27.27
1	Pospisil, Ronald R	55 PAFC	28.65	1	Mitchell, Robert W	54 FMT	29.41	1	Stecher, Rick	47 SKY	26.97
2	Schenstrom, Warren	55 SRM	28.22	2	Albright, Philip W	52 MVN	29.25	2	Bockius, Ted C	46 UNAT	26.84
3	Fochios, Dean T	58 WMAC	28.00	3	Smits, Ted V	51 NEBR	29.12	3	Clear, Kirk W	45 VMST	26.78
4	Taylor, Chip	55 CTMS	27.27	4	Boone, Lou	51 OREG	29.00	4	Mehok, George K	45 SYSM	26.50
5	Kahn, Roger H	57 SYSM	27.97	5	Riley, John J	52 MOVY	29.00	5	Langham, Jimmy T	47 PCAT	26.50
6	Welchlin, Bob	55 MOVY	28.18	6	Leier, Brian	54 MMAC	29.12	6	Bailey, Jeff M	45 MICH	26.80
7	Hurry, Gary	59 SWAT	28.60	7	Morozin, Joseph H	52 PAFC	29.34	7	Boosin, Michael J	46 SCAQ	26.93
8	Waterbury, Stuart S	59 CMS	28.79	8	Munson, Fred R	54 O*H*	29.50	8	Divis, Gregory C	49 NEBR	27.00
9	Peyton, Mike W	57 OREG	29.38	9	Wren, Mark B	54 OREG	29.70	9	Jordan, Jim R	47 FINS	27.59
Heat 15 of 39 Finals			Heat 20 of 39 Finals			Heat 25 of 39 Finals					
0	Graham, Donald	58 PNA	27.06	0	Mc Cracken, Bill	51 TVM	28.77	0	Bennett, Dennis	46 UNAT	26.43
1	Klein, Jonathan E	55 NCMS	26.92	1	Lofuis, Mark	52 REDT	28.54	1	Rasmussen, Anders M	49 TXLA	26.03
2	Blatt, Michael J	57 VCM	26.90	2	Holland, David A	54 WMAC	28.50	2	Heber, Scott	46 DAMM	25.90
3	Bugg, Bob	55 GAJA	26.67	3	White, Steve G	52 WMST	28.30	3	Fulbeck, Kip	47 WMAC	25.67
4	Carter, Paul V	55 TOC	25.00	4	Godoy, Francisco J	54 WMST	28.05	4	Nieuwenhuis, Mark	46 SFTL	25.00
5	Lowry, Mo C	55 NEBR	26.13	5	Stiling, Douglas E	54 SWOM	28.25	5	Davis, Ross C	46 WMST	25.15
6	Groselle, Jack R	58 SYSM	26.74	6	Richey, Steven C	52 MOST	28.36	6	Tatterson, Bryan R	48 SFTL	25.69
7	Martin, Doug	59 ARKM	26.92	7	Hugo, John M	52 LTMN	28.50	7	Turner, Randall B	47 PMST	26.00
8	Supple, Robert C	58 CAQM	27.00	8	Wells, Dave	53 NEBR	28.60	8	Decker, Nicholas W	45 CAQM	26.30
9	McCabe, Thomas J	55 IM	27.10	9	Sappey, Andrew D	52 CMS	28.90	9	Jimenez, Carlos A	48 RICE	26.44
Heat 16 of 39 Finals			Heat 21 of 39 Finals			Heat 26 of 39 Finals					
1	Abarca, Wainer A	23 ABN	28.85	0	Hagen, Dean	50 ARIZ	27.90	0	Irwin, Eric A	42 NEBR	37.74
2	Martin, Thomas A	20 CMS	29.91	1	Stultz, Todd W	52 SYSM	27.54	1	Jones, Philip W	44 AGM	32.43
3	Loeffler, Kurt	42 UNAT	49.00	2	Guthrie, David M	52 TXLA	26.85	2	Baltes, Paul	41 NEBR	32.00
4	Green, Matthew L	41 NEBR	50.23	3	Sherman, Bill	54 MOVY	26.71	3	Nelson, Jeffrey J	42 NEBR	31.28
5	Prey, Ken L	46 NEBR	30.27	4	Wood, Steve	52 BLU	25.25	4	Castleton, Tom	41 ROSE	29.72
6	Kersten, Craig M	46 NEBR	31.10	5	Beattie, John R	51 BLU	25.91	5	Propst, Richard	44 NEBR	30.00
7	Fangman, Larry M	54 NEBR	45.00	6	Wall, Chris L	50 SCAQ	26.82	6	Picon, Juan C	41 NEBR	31.43
				7	Scott, Greg C	53 CMS	27.00	7	Lee, Peter S	42 NCYM	32.33
				8	Robertson, Scott A	53 NEBR	27.59	8	Dubrick, Jon S	44 ROSE	33.46
				9	Marshall, Dirk H	50 STFF	27.99	9	Linnborn, Scott R	42 NITR	46.00

2012 Marriott USMS Summer Nationals
CenturyLink Center Omaha
Meet Program - Friday, July 6, 2012

Heat 27 (#10 Men 50 LC Meter Freestyle)

0	Awad, Omar	44 MINN	29.36
1	Cusack, Clif	43 CMS	29.34
2	Holmes, Todd	43 CMS	29.03
3	Butler, Owen D	40 NEBR	29.00
4	Knox, Kevin	41 AKMS	28.54
5	Ellis, Andrew F	44 TERR	28.69
6	Gilmore, Robert D	42 PNA	29.00
7	Smolyar, Albert	44 SKY	29.30
8	Seibold, Trey R	44 MWA	29.35
9	Jaworski, Chip	42 SKY	29.40

Heat 28 of 39 Finals

0	Carlson, John	41 RMST	28.50
1	Hanel, David M	41 TMPO	28.01
2	Lage, Terry L	44 SFTL	27.90
3	Callan, Sean P	43 TULS	27.26
4	Bertran, Lawrence O	44 DOM	27.08
5	Vetter, Stefan	43 RRCC	27.16
6	Cambias, Rob J	44 SMS	27.89
7	Stephens, Ryan K	41 INDY	28.00
8	Rosinski, Thomas J	42 CMS	28.50
9	Holcomb, Barry R	43 MOVY	28.53

Heat 29 of 39 Finals

0	Power, Michael L	44 WMAC	26.82
1	Ripken, Bryan	40 MINN	26.51
2	Shephard, Scott R	40 IAMA	26.41
3	Barr, J B	44 NEBR	26.33
4	Gentile, Gregory A	40 TPIT	26.22
5	Rezek, Tony	40 MOVY	26.32
6	White, James H	42 BSLM	26.34
7	Doane, Michael P	42 TERR	26.43
8	Maluf, Juan C	40 DOM	26.70
9	Fernandez, Gaston J	42 DOM	27.00

Heat 30 of 39 Finals

0	Sheldon, Paul	42 UNAT	25.99
1	Huggins, Dale R	40 TXLA	25.93
2	Farrell, Andrew J	42 SFTL	25.78
3	Rees, Greg	43 SVY	25.45
4	Davis, Josh	40 MOST	24.50
5	Tiltmann, Laren A	42 WMAC	25.31
6	Ross, Michael S	44 MESC	25.53
7	Butcher, Rob	40 SYSM	25.80
8	Roddin, Jeffrey H	43 ANCM	25.95
9	Nilsen, David B	44 PHX	26.05

Heat 31 of 39 Finals

0	Uberti, Mariano G	39 NEBR	40.00
1	Juarez Martinez, Jorge	37 USF	33.12
2	Bowcott, Sydney J	35 NEBR	29.61
3	O'Dell, Richard S	35 MOVY	28.87
4	Velez, Rafael A	38 DOM	28.16
5	Woodshank, Joseph P	39 MOVY	28.46
6	Donner, Jason C	38 IAMA	29.45
7	Wienk, Cody L	39 NEBR	30.74
8	Hodges, Jeff W	37 PMST	35.01
9	McGlynn, Michael J	39 NEBR	41.00

Heat 32 of 39 Finals

0	Rice, Kenneth A	38 PNA	27.95
1	Edwards, Dan	39 CMS	27.55
2	Niemann, Tom	38 NEBR	27.00
3	White, John J	35 SFTL	26.50
4	Miseses, Franklin M	38 DOM	26.40
5	Bonarelli, Pier P	36 DOM	26.45
6	Mangano, Matthew A	35 SWOM	26.52
7	Kratky, Bryan D	39 NEBR	27.22
8	Albino, Jorge E	37 SYSM	27.90
9	Osterberg, Rick	38 NEM	28.11

Heat 33 of 39 Finals

0	Stich, Darryl D	37 WMAC	25.73
1	Ullom, Michael J	36 SWOM	25.28
2	Eisenhuth, Matthew S	38 CMS	24.90
3	Greenwood, Scott C	35 TOC	24.50
4	Jacobson, Brian L	39 MINN	24.02
5	Counts, Glenn M	35 LVM	24.35
6	Christoffel, Ben J	36 INDY	24.89
7	Hasbach, Christian	38 FHAM	25.00
8	Tiozzo, Eduard	39 SFTL	25.40
9	Glass, Mark W	38 WMST	26.39

Heat 34 of 39 Finals

0	Thornham, Chris J	31 LVM	29.99
1	Tolman, Fred	30 UNAT	29.07
2	Krell, David	34 CMS	28.41
3	Sumner, Dustin W	34 PHX	28.20
4	Oo, Aung Sann	31 ARIZ	27.50
5	Heusinkvelt, Mitchell D	30 NEBR	28.20
6	Strahota, Jeffrey R	32 TERR	28.34
7	Lima, Raphael G	31 MWA	28.50
8	Olhoft, Jared	30 MINN	29.53
9	Lebbert, Riley J	23 NEBR	28.80

Heat 35 of 39 Finals

0	Zhai, Eric	31 BCTM	26.90
1	Ito, Daisuke	32 SCAQ	26.00
2	Bergstedt, Brent M	32 CMS	25.60
3	Holsman, Trent T	32 TOC	24.90
4	Doak, Kevin	31 MICH	24.00
5	Conway, Adam M	34 TVM	24.53
6	McKee, Chris	33 TXLA	25.10
7	Ponce, Jose A	30 PHX	25.95
8	McCullough, Eric M	33 MOVY	26.74
9	Krenzer, Brian R	34 EBSC	27.09

Heat 36 of 39 Finals

0	Little, Drew	26 NEBR	28.58
1	Amundsen, Nick	29 1776	28.34
2	Smith, Ben A	26 DKTA	28.09
3	Falkner, Timothy A	27 PMST	27.85
4	Perrott, Bryan	27 UNAT	27.01
5	Ko, Scott Y	29 ROSE	27.39
6	Barta, Nick R	28 CMS	28.05
7	Ganiyev, Doston	25 CMS	28.14
8	Nydegger, Bryan C	25 CMS	28.53
9	Peterson, Matland	28 PMST	34.73

Heat 37 of 39 Finals

0	Ragland, John C	25 OKMS	26.50
1	Hiskey, Justin R	28 MARY	25.95
2	Taylor, Dylan	25 PHX	25.62
3	Wilson, Jacob N	29 WMST	25.15
4	DeBerry, Tyler	28 ARIZ	24.32
5	Cunnick, Charles W	26 IM	24.80
6	Stroh, Christopher M	25 SCMC	25.45
7	Webb, Cameron	26 ART	25.90
8	Conroy, Chris	27 PNA	26.50
9	Lehmann, Karl M	27 SMS	26.56

Heat 38 of 39 Finals

0	Lawton, Chad D	23 NEBR	28.65
1	Sharman, Jared C	24 NEBR	27.33
2	Amos, Eddie B	20 CMS	27.09
3	Mathews, Christian S	21 RMST	26.95
4	Phelps, Michael R	24 CMS	26.89
5	Hamilton, Nathan P	18 CMS	26.93
6	Martin, Adam E	21 WMSC	27.00
7	Pettibone, Phillip	21 CMS	27.20
8	Matis, Mitchell P	18 NEBR	27.45
9	Miller, Douglas A	24 GRIN	28.75

Heat 39 of 39 Finals

0	Bates, Curren	22 SCMC	26.70
1	Murphy, Douglas E	21 UNAT	26.42
2	Anderson, Travis W	24 PHX	25.66
3	Bower, Kenny G	24 TOC	25.43
4	Malasky, Martin E	24 TOC	24.50
5	Taylor, Jonathan B	24 TOC	24.50
6	Beeman, Daniel P	19 NEBR	25.45
7	Andrade, Vicente E	24 SFTL	26.00
8	Fisk, Jared M	20 SAWS	26.54
9	Nadler, Brian C	23 CVMM	26.88

2012 Marriott USMS Summer Nationals

CenturyLink Center Omaha

Psych Sheet - Friday, July 6, 2012

#11 Women 200 LC Meter Backstroke

Name	Age	Athlete	Seed Time
1 Reynolds, Ellen M	48	SAWS	2:31.84
2 Grover, Mollie K	31	TERR	2:34.24
3 Hlad, Becca	32	CMS	2:35.00
4 Stone, Stephanie	45	PCAT	2:37.00
5 Pansini Rose, Christina	32	NEM	2:38.62
6 Van Erden, Jayme K	27	RMST	2:39.50
7 Stover, Joy	36	MOVY	2:40.49
8 Gellatly, Jill E	45	COOG	2:41.30
9 Varlas, Melissa D	39	SYSM	2:42.30
10 Holman, Sara E	26	GSC	2:42.81
11 Blocker, Vicki S	29	RICE	2:44.00
12 Tejeda, Ana Y	41	DOM	2:44.31
13 Tourigny, Brittany N	29	PNA	2:44.37
14 Hug, Laurie	47	1776	2:44.42
15 Vazquez, Maria E	47	GAJA	2:44.88
16 Wetstone, Susan	39	PNA	2:45.00
17 Culjat, Janet M	36	NEBR	2:45.33
18 Roddin, Julie	36	ANCM	2:45.62
19 Espiritu, Vicki	27	TVM	2:45.96
20 Watanabe, Naoko	30	TOC	2:46.38
21 Freund, Shelle	47	WMST	2:48.11
22 Decker, Teddy S	40	CAQM	2:48.49
23 Bates, Elissa	22	TULS	2:48.61
24 Andrus-Hughes, Karen	55	OREG	2:49.88
25 Denney, Jenny	29	MOVY	2:50.00
26 Hilger, Lisa N	53	ROSE	2:50.20
27 Pallo, Cassy	31	MOVY	2:52.16
28 Ramnath, Fernette P	47	SYSM	2:53.00
29 Brightwell, Kim M	52	RMST	2:53.45
30 Najjar, Ellie S	51	CMS	2:53.55
31 Sappey, Collette H	48	CMS	2:53.55
32 Holman, Mary E	26	GSC	2:53.56
33 Tompkins, Ginger	44	GCST	2:53.76
34 Einsidler, Karen L	56	AGUA	2:54.65
35 MacClain, Dakota D	21	CMS	2:55.12
36 Westerman, Karen L	45	TMM	2:55.81
37 Schoenlank, Julie A	32	METR	2:56.14
38 Ballard, Barbara	53	HOPK	2:56.29
39 Wallace, Tricia M	31	MINN	2:57.08
40 Meyer, Marguerite	53	TOC	2:57.11
41 Haecker, Irina	34	GSC	2:58.50
42 Loper, Tracey E	29	CMS	2:58.58
43 Sorenson, T	46	MVN	2:58.67
44 Ingraham, Susan R	53	MOST	2:59.10
45 Terlouw, Lori T	48	ARKM	2:59.17
46 Simmons, Cheryl A	45	ROSE	2:59.97
47 Collett, Tracy	42	GAJA	3:00.00
48 Hankins, Malena	39	GAJA	3:00.00
49 Petersen, Stephanie O	50	SLAM	3:00.00
50 Weiser, Sabine	38	WMST	3:00.14
51 Kafka, Heidi	50	IM	3:00.63
52 Stewart, Ann K	42	GOLD	3:01.37
53 King, Rebecca L	32	SMS	3:02.19
54 Mollenhauer, Dianna L	27	MINN	3:03.45
55 Hajost, Cynthia M	52	RMST	3:03.94
56 Criscione, Anicia	39	OREG	3:04.79
57 Hacker, Sara	48	IM	3:05.00
58 Craffey, Joan P	59	AGUA	3:05.37

59 Blattner, Susan	55	MOVY	3:05.50
60 Goodwin, Amy	31	IM	3:05.69
61 Phillipson, Stephanie E	33	NEBR	3:06.00
62 Gifford, Heather A	26	SFTL	3:06.00
63 Cuda, Suzanne E	52	MOST	3:06.21
64 Goodman, Ann R	53	OREG	3:06.38
65 Larson, Linda L	57	SFTL	3:07.98
66 Early, Marilyn E	55	MICH	3:08.00
67 Prey-Luedtke, Sharill L	48	NEBR	3:08.00
68 Goldsmith, Dara	46	LVM	3:08.37
69 Kyff, Jennifer J	39	METR	3:09.21
70 Hopkins, Cait M	23	NEBR	3:09.97
71 Kirkpatrick-Reno, Nancy	57	CVMM	3:10.00
72 Commons, Trisha M	48	MVN	3:10.00
73 Ruberto, Laura M	42	PHX	3:10.00
74 Jones, Beth	55	RIDG	3:10.00
75 Hines, Mary Anne	55	WMST	3:10.00
76 Kooy, Elizabeth A	41	IM	3:12.00
77 Edgar, Barb L	50	NEBR	3:12.00
78 Smart, Denise L	50	TULS	3:13.76
79 Livingston, Leslie C	51	GMUP	3:15.00
80 Pardy, Paula K	44	PMST	3:15.27
81 Dills, Suzanne L	67	PNA	3:19.34
82 Ward, Joy	70	OREG	3:20.28
83 Lyman, Carolyn B	62	UTAH	3:21.85
84 Bierwert, Karen	60	NEM	3:23.40
85 Henderson, Kristin W	52	DAMM	3:25.00
86 Jones, Cynthia L	62	IM	3:25.75
87 Fox, Elizabeth M	44	IAMA	3:26.65
88 Braaten, Kitten	57	VMST	3:27.50
89 Preissler, Stella	63	PNA	3:27.85
90 Ehringer, Susan M	44	SKY	3:28.09
91 Barkley, Maryanne	52	SLAM	3:29.13
92 Giles-Ott, Ruth	44	IM	3:29.92
93 Pedersen, Christine E	54	INDY	3:31.00
94 Tourtual, Dorothy M	61	BUMS	3:32.39
95 Pohlmann, Mary M	67	SLAM	3:34.17
96 Holloway, Colleen J	59	MOST	3:36.00
97 Chesley, Jana P	40	ROSE	3:40.00
98 Thomas, Ann B	52	SFTL	3:44.88
99 Delanois, Barbara	57	IM	3:45.00
100 Burfeind, Betty	65	IM	3:45.35
101 Ventura Visbal, Rosa V	65	SFTL	3:46.47
102 Volz, Kristin R	39	SFTL	3:49.10
103 Jebe, Margit H	74	T2NM	3:50.50
104 Oberg, Jane G	75	CMS	3:51.50
105 Asleson, Elke M	60	OREG	3:53.01
106 Stengel, Alta F	62	SDSM	3:54.01
107 Post, Heather M	42	LVM	3:55.00
108 Phipps, Mariana	68	NEBR	3:55.00
109 McBride, Darcy A	61	NEBR	3:55.33
110 Katz, Jane	69	AGUA	3:55.50
111 Casey, Kathrine J	64	PNA	3:55.91
112 Larsen, Barbara (Babs) H	65	MINN	4:00.00
113 Smollen, Carol S	68	MINN	4:04.27
114 Lorenzi, Betty S	85	FACT	4:05.53
115 Hashimoto, Christine L	65	CMS	4:05.82
116 Cook, Sally A	51	ROSE	4:19.41
117 Callaway, Linda	59	MOST	4:22.16
118 Hinson, Jan D	58	BSLM	4:25.47
119 Hlavacek, Ida M	70	VMST	4:28.88

120 Yoder, Margie E	60	CMS	4:30.00
121 Whitehead, Dorothy A	77	IAMA	4:30.15
122 Myer, Cynthia J	59	IMSC	4:35.00
123 Arnold, Patricia F	73	SMS	4:36.45
124 Varty, Eulah M	78	CMSC	4:39.75
125 Grady, Marci A	54	SFTL	4:40.00
126 Manheim, Lucy M	70	RMST	4:41.00
127 Dietz, Flo C	77	IAMA	4:45.42
128 Henderson, Martha J	76	FACT	4:49.01
129 Wright, Jane E	63	SAWS	4:57.52
130 Stark, Carol R	64	OREG	5:10.33
131 Stevens, Ann B	79	IM	5:30.00
132 Goggin, Georgia	83	MOST	5:40.46
133 Hutinger, Margie	72	FMM	6:00.19
134 Seidler, Jeanne E	66	WMAC	6:30.00

#12 Men 200 LC Meter Backstroke

Name	Age	Athlete	Seed Time
1 Andrade, Vicente E	24	SFTL	2:12.77
2 Davis, Josh	40	MOST	2:15.00
3 Davis, Ross C	46	WMST	2:18.63
4 Dickson, Kurt F	45	ARIZ	2:18.99
5 Blessing, Tyler J	40	TXLA	2:19.74
6 Fugate, Chris K	36	MOVY	2:20.00
7 Rasser, Eric D	35	NEBR	2:20.00
8 Mortimer, Steve R	42	SYSM	2:20.25
9 Phelan, Darren D	49	STAN	2:21.09
10 Sundahl, Philip J	47	WMST	2:21.88
11 Pushka, Dave	49	IM	2:23.80
12 Barton, Tom	56	PCAT	2:23.84
13 Watson, Paul	43	NEBR	2:23.98
14 Barr, J B	44	NEBR	2:24.55
15 Basilis, Carlos	35	DOM	2:25.00
16 Shiosaki, Daniel T	28	RICE	2:25.00
17 Elshafei, Emad H	46	TERR	2:25.00
18 McWhorter, Michael C	39	TOC	2:25.00
19 Holsman, Trent T	32	TOC	2:25.47
20 Enright, Jeffrey	46	SMM	2:26.79
21 Farrell, Andrew J	42	SFTL	2:28.47
22 Klein, Jonathan E	55	NCMS	2:28.56
23 Jackwin, Eric L	23	GOLD	2:28.82
24 Jelen, Doug	39	PNA	2:29.73
25 Vicioso, Danilo	49	DOM	2:30.00
26 Wells, Brad R	51	MOVY	2:30.00
27 Mehok, George K	45	SYSM	2:30.40
28 Matthews, Christian S	21	RMST	2:31.26
29 Karren, Kelly S	39	UTAH	2:31.27
30 Stecher, Rick	47	SKY	2:31.70
31 Mench, Edward H	46	SYSM	2:32.00
32 Stephenson, Dan	55	ROSE	2:32.30
33 Maydak, Jeffrey M	39	NAST	2:33.04
34 Kone, Bruce C	54	RICE	2:33.44
35 Beaty, John	37	RATS	2:33.45
36 Krenzer, Brian R	34	EBSC	2:34.33
37 Fochios, Dean T	58	WMAC	2:34.50
38 Cordero, Billy	45	IM	2:34.65
39 Munguia, Elias S	40	UNAT	2:34.77
40 Rubocki, John S	42	SAWS	2:35.55
41 Hiskey, Justin R	28	MARY	2:37.24
42 Hopson, Bruce E	46	SLAM	2:38.66
43 Clear, Kirk W	45	VMST	2:39.00

2012 Marriott USMS Summer Nationals
CenturyLink Center Omaha
Psych Sheet - Friday, July 6, 2012

#12	...	(Men 200 LC Meter Backstroke)					
44	Schlichting, Randy J	47 MINN	2:39.70	103	Yost, Hunter	61 ARIZ	2:56.51
45	Melanson, Edward L	50 CMS	2:40.00	104	Glidden, Chip	62 MOVY	2:56.60
46	Konecny, Ron	59 NEBR	2:40.59	105	Oo, Aung Sann	31 ARIZ	2:56.99
47	Borton, Dan	44 ROSE	2:40.60	106	Anderson, Marc S	63 MINN	2:57.77
48	Phelps, Brian R	48 CMS	2:41.00	107	Taylor, Gordon S	61 PHX	2:58.80
49	Morales, John R	54 SRM	2:41.78	108	Foreaker, Don	60 SRM	2:59.00
50	Nakahodo, Sidney	37 NCYM	2:43.39	109	Matz, Michael S	51 PAFC	2:59.16
51	Tharp, Greg J	62 WMST	2:43.73	110	Miller, Elliot A	29 NEM	3:01.27
52	Bell, Alan	62 PNA	2:44.00	111	Hugo, Duane	55 NEBR	3:02.25
53	Trinks, Steve R	55 FAST	2:44.33	112	Morris, Stephen L	61 PCAT	3:02.37
54	Schwietz, Mark B	53 PHX	2:44.44	113	Reid, Joe	64 GAJA	3:02.81
55	Pugliese, Mark	60 ANCM	2:44.56	114	Reed, Ed	69 CTMS	3:03.69
56	Supple, Robert C	58 CAQM	2:45.00	115	Gambrel, Patrick A	58 NEM	3:04.92
57	Saxton, Carleton S	43 IM	2:45.00	116	Bruce, Bob A	64 OREG	3:06.01
58	Mason, Michael	38 ROSE	2:45.00	117	Hitch, Walter D	60 ROSE	3:06.69
59	Thompson, Frank L	61 MICH	2:45.12	118	Carney, Kent	65 CMS	3:07.91
60	Sikora, Rod	52 DAMM	2:45.39	119	Van Baalen, Vinus	70 SYSM	3:08.15
61	Hendrick, Marty	54 SFTL	2:45.55	120	Roddin, Hugh J	70 ANCM	3:10.00
62	Sharman, Jared C	24 NEBR	2:45.71	121	Noble, Dave N	69 MOVY	3:10.86
63	Erbsen, Jeremy L	22 UNAT	2:46.00	122	Phinney, Scot	56 IM	3:12.00
64	Nelsen, Steve N	52 PCAT	2:46.31	123	Willis, Gregory B	64 LAPS	3:12.71
65	Burns, Richard	69 TAM	2:46.90	124	Sokolow, Steven P	56 AGUA	3:15.00
66	Wilder, Hugh	65 SRM	2:47.00	125	Cowing, John M	63 MICH	3:15.00
67	Jones, Kenton R	45 SDSM	2:47.81	126	Jones, Burwell	79 SYSM	3:15.00
68	Niemi, Ken	57 BERK	2:48.16	127	Galletly, Sandy	70 VMST	3:17.68
69	Horner, Ryan D	38 NEBR	2:48.50	128	Martin, Raymond	75 MICH	3:18.26
70	Wilson, Todd	48 SRM	2:48.64	129	Quanrud, John O	66 GAJA	3:20.10
71	Boone, Lou	51 OREG	2:48.80	130	Parsons, Roger L	65 GOLD	3:22.00
72	Mc Ginley, Patrick B	49 ROSE	2:48.80	131	Platt, Jay R	65 PAFC	3:25.00
73	Bateman, Bryan J	65 IM	2:49.00	132	Walker, Larry	69 SLAM	3:28.00
74	Lawton, Robert K	61 NEM	2:49.00	133	Boak, Thomas D	69 WMST	3:31.50
75	Szirmai, Alex	55 RMSC	2:49.00	134	Farmer, Michael W	65 ROSE	3:33.90
76	Hatch, Eric	38 CMS	2:49.03	135	Davis, Gene A	60 UNAT	3:35.00
77	Kealy, Daniel E	54 IAMA	2:49.05	136	Bernstein, Richard F	66 AGUA	3:38.00
78	Durieux, Chad A	33 ROSE	2:49.13	137	Sutton, Richard K	64 NEBR	3:38.50
79	Sappey, Andrew D	52 CMS	2:49.20	138	Wright, Gregg F	65 NEBR	3:40.00
80	Ko, Scott Y	29 ROSE	2:49.20	139	Schwenker, Pete	64 CMS	3:48.12
81	Holthus, Brian K	55 MINN	2:49.31	140	Gillanders, David	73 ARKM	3:55.63
82	Thompson, Jim M	61 INDY	2:49.61	141	Diehl, David J	71 YWMA	4:01.00
83	Williams, Bruce F	59 RICE	2:50.00	142	Monahan, Richard S	71 METR	4:01.44
84	Cusack, Clif	43 CMS	2:50.09	143	Gibbs, Jim	71 PCAT	4:03.07
85	Anderson, Mark J	59 IM	2:50.25	144	Coles, Bill	77 SDSM	4:03.98
86	Treiman, Gerald S	52 UTAH	2:50.58	145	Holthaus, Roger R	73 NEBR	4:07.80
87	Benner, Tord E	53 NOVA	2:50.76	146	Manheim, Frank T	82 RMST	4:09.06
88	Tolman, Fred	30 UNAT	2:51.38	147	Meintjies, Bruce E	71 FLA	4:25.13
89	Smith, Ben A	26 DKTA	2:51.70	148	Mullins, Stephen M	80 IM	4:40.00
90	Bright, David	59 NEM	2:51.75	149	Beach, Robert E	82 SPM	5:00.00
91	Stolshek, Bradley S	51 CVMM	2:51.95	150	Quinn, Patrick J	81 ADMS	5:25.62
92	Carlson, Ken	38 ABM	2:52.05	151	Roudebush, George M	87 PNA	5:30.21
93	Brzezinski, Jay	65 PALM	2:53.00	152	Hutinger, Paul	88 FMM	5:50.00
94	McCarthy, Patrick J	53 GAJA	2:53.86	153	Oster, James F	71 MOST	6:30.00
95	Shaffer, Karl E	53 MICH	2:54.09	154	Brooks, Forest	65 AKMS	7:31.55
96	Kristek, Tom	55 NITR	2:54.39				
97	Patterson, Daniel A	52 IAMA	2:55.00				
98	Wendt, George F	65 IM	2:55.00				
99	Warner, Frank	63 PNA	2:55.00				
100	Washburne, Brent C	51 OREG	2:55.35				
101	Tininenko, Brent M	51 ARKM	2:55.42				
102	Lucas, James B	62 SCAQ	2:56.23				

2012 Marriott USMS Summer Nationals
CenturyLink Center Omaha
Meet Program - Friday, July 6, 2012

#13 Women 100 LC Meter Breaststroke

Sponsor: Nebraska Masters

Lane	Name	Age	Athlete	Seed	Time
------	------	-----	---------	------	------

Heat 1 of 17 Finals

3	Bohl, Nan	83	MOVY	2:11.16
4	Carda, Dianna L	56	NEBR	2:46.68
5	Wright, Jane E	63	SAWS	2:07.53

Heat 2 of 17 Finals

0	Fasbender, Alice J	74	SMM	3:05.00
1	Bendorf, Judy A	73	IAMA	2:18.00
2	Frid, Barbara	70	OREG	1:52.00
3	Jebe, Margit H	74	T2NM	1:50.00
4	Arnold, Patricia F	73	SMS	2:16.44
5	Shockro, Ellen K	70	UNAT	2:30.11
6	Fisher, Jane	76	GSM	2:43.94
7	Coakley, Marian W	75	NEM	2:15.05
8	Dietz, Flo C	77	IAMA	2:22.31
9	Sachs, Janet G	75	CMS	2:45.58

Heat 3 of 17 Finals

1	Nolan, Maureen	66	IM	2:18.83
2	Zambon, Marjon	66	OMSC	1:55.00
3	Dillon, Sally A	66	PNA	1:49.10
4	Barnea, Daniela	68	MOST	1:47.30
5	Webb, Linda	67	SFTL	1:47.74
6	Veater, Betty B	66	GAJA	1:50.68
7	Ringsven, Renata M	67	WMAC	2:06.85

Heat 4 of 17 Finals

1	Neary, Michaela	58	NEBR	2:10.00
2	Smath, Meg	56	SKY	1:57.67
3	Baldwin, Patricia A	57	SKY	1:47.23
4	Carpenter, Kelley C	55	SYSM	1:45.00
5	Johnson, Janet S	58	PNA	1:45.19
6	Holloway, Colleen J	59	MOST	1:52.00
7	Johns, Margaret S	58	NEM	2:00.00
8	Aud, Susan	57	SLAM	2:16.97

Heat 5 of 17 Finals

0	Gillies, Judy L	64	ARIZ	2:01.33
1	Smith, Melinda J	60	O*H*	1:54.34
2	Lindsey, Connie	60	MOST	1:47.31
3	Cutter, Elizabeth V	60	MINN	1:40.00
4	Coellner, Deb S	61	WMST	1:33.03
5	Hummel, Barbara R	60	NEM	1:34.89
6	Lyman, Carolyn B	62	UTAH	1:46.45
7	Cambra-Brungard, Jeanne	60	LOM	1:48.33
8	Felton, Anezka G	64	TOC	1:56.80
9	Speer, Pam	61	ARIZ	2:07.27

Heat 6 of 17 Finals

0	Alton, Dale	55	GAJA	1:40.50
1	Kirkpatrick-Reno, Nancy	57	CVMM	1:38.00
2	Brault, Danielle	56	MSBC	1:36.72
3	Penney, Debra S	55	UTAH	1:35.12
4	Estel, Beth A	56	NEM	1:26.50
5	Mann, Melinda J	56	WMAC	1:28.22
6	Haynie, Dee A	57	TOC	1:36.19
7	Gettelfinger, Cheryl M	55	INDY	1:37.74
8	Del Greco, Jane B	56	IM	1:40.36
9	Harrington, Sue	55	OREG	1:43.00

Heat 7 of 17 Finals

1	Seyferth, Elizabeth L	54	SLAM	1:48.54
2	Sutherland, Erica	53	MPM	1:44.03
3	Morton, Andrea N	50	WMST	1:41.98
4	Ingraham, Lynn	52	NEBR	1:37.60
5	Welker, Susan B	50	IM	1:38.26
6	Andrade, Julie A	51	OREG	1:42.01
7	Feather, Shawn M	51	AGM	1:47.89
8	Matysek, Anna Lea	51	SYSM	2:08.19

Heat 8 of 17 Finals

0	Froehlich, Kathryn	50	IM	1:34.35
1	Burke, Barbara B	51	1776	1:32.54
2	Caswell, MJ	51	OREG	1:30.00
3	Wilber, Dara	52	SMRT	1:29.60
4	Kelsall, Rosemary	50	MSBC	1:25.30
5	Iseppi, Esther	54	AMT	1:28.50
6	Groselle, Laura L	52	SYSM	1:29.74
7	Bowen, Kris	50	INDY	1:30.80
8	Petersen, Stephanie O	50	SLAM	1:33.50
9	Davenport, Mary E	52	IAMA	1:34.62

Heat 9 of 17 Finals

0	Pohnert, Anne M	45	RMST	2:20.70
1	Ludwig-Hughes, Suzanne M	46	ROSE	1:45.00
2	McClure, Pam	49	RAY	1:41.15
3	Kupan, Cheryl A	48	MESC	1:40.40
4	Harden, Shari	45	MOVY	1:38.70
5	Schwartz, Lisa	49	IM	1:39.07
6	Barry, Robin B	45	LVM	1:40.73
7	Nates, Kristin A	46	WMST	1:43.75
8	Dean, Melissa A	49	SWIA	1:52.00

Heat 10 of 17 Finals

0	Wrobel, Sheila A	48	NEBR	1:38.00
1	Stiles, Jasmine	46	SDSM	1:35.48
2	Schick, Lori A	49	SFTL	1:32.83
3	Simmons, Cheryl A	45	ROSE	1:29.31
4	Dawson-Cook, Susan E	49	ARIZ	1:25.71
5	Tracy, Robin C	48	DKTA	1:28.25
6	Greedy, Lisa G	48	PCAT	1:32.50
7	Hamel, Laura	48	SYSM	1:34.87
8	Gremminger, Karen M	46	WMAC	1:37.29
9	Dodd, Dina	49	BRS	1:38.23

Heat 11 of 17 Finals

0	Hayes, Rhonda S	40	UNAT	1:41.82
1	Rees, Karla E	40	MVM	1:37.50
2	Greene, Dana M	43	NCMS	1:37.39
3	Postma, Terri	43	UNAT	1:36.70
4	Schaal, Shlomit	42	SKY	1:36.87
5	Boodt, Heidi M	43	LVM	1:37.47
6	Pardy, Paula K	44	PMST	1:40.68
7	Reuland, Lisa M	30	PMST	2:13.90
8	LaBresh, Megan C	33	IAMA	2:18.00

Heat 12 of 17 Finals

0	Collett, Tracy	42	GAJA	1:30.00
1	Mantonya, Becky W	40	NEBR	1:28.63
2	Good, Tricia	41	CMS	1:25.97
3	Barr, Julie	42	NEBR	1:24.55
4	Legaspi, Kelly A	41	SFTL	1:20.51
5	Day, Nadine K	42	DANY	1:22.49
6	Ridge, Jennifer	44	IM	1:25.30
7	Tomac, Jayna M	40	OREG	1:26.64
8	Dalmasy-Laccetti, Ameriquin	44	DOM	1:30.00
9	Kaseman, Ann E	40	NEBR	1:31.67

Heat 13 of 17 Finals

0	Royal, Abby L	36	ROSE	1:57.09
1	Rosenblat, Daniela	37	SFTL	1:40.72
2	Washburn, Michelle	38	MOVY	1:35.70
3	Payano, Cynthia M	37	DOM	1:24.09
4	Koch Davis, Laura K	36	WMST	1:21.24
5	Campbell, Jennifer	37	MUMS	1:23.03
6	Framke, Erin C	39	CMS	1:30.52
7	Kramer, Stephanie	38	NOVA	1:38.23
8	Gomez, Yaritza	35	MWA	1:40.74
9	Laclede, Laura	33	NEBR	1:37.70

Heat 14 of 17 Finals

0	Lastfogel, Laura L	30	SFTL	1:36.36
1	Ihrke, Annette C	30	MINN	1:33.41
2	Ksiazek, Kendra	31	SDSM	1:28.90
3	Martinez Borobio, Esther	30	NEM	1:26.00
4	Connolly, Molly E	30	NEBR	1:24.00
5	Carlson, Jennifer M	33	RMST	1:25.58
6	Massey, Melissa K	31	RAY	1:26.16
7	Cardy, Andrea M	33	RMST	1:31.15
8	Stutz, Kathleen J	30	TPIT	1:35.22
9	Payne, Elizabeth E	30	NEBR	1:37.00

Heat 15 of 17 Finals

0	Walsworth, Alyssa S	28	MINN	2:10.00
1	Bruce, Robin C	27	PNA	1:37.69
2	Murphy, Carrie L	25	NEBR	1:36.00
3	Wong, Liz	26	TANK	1:29.46
4	Burke, Colleen R	27	LVM	1:29.06
5	Bruns, Anneliese C	27	DKTA	1:29.21
6	Wenzel, Katharine T	29	SFTL	1:35.07
7	Kline, Lindsey K	25	NEBR	1:36.50
8	Lin, Helen	28	NEM	1:43.52

Heat 16 of 17 Finals

0	Mabile, Christine E	25	SAWS	1:27.36
1	Capizzi, Stefanie	25	ROSE	1:26.77
2	Tourigny, Brittany N	29	PNA	1:24.68
3	Bergfield, Alana N	25	WMST	1:23.13
4	Clapp, Marissa L	25	WMST	1:14.71
5	O'Leary, Britta	28	AWJ	1:15.00
6	Hunter, Erin J	26	SDSM	1:23.46
7	Couch, Natalie	29	SYSM	1:26.50
8	Harlow, Megan M	25	DAMM	1:26.84
9	Houston, Katy	25	TOC	1:28.99

2012 Marriott USMS Summer Nationals
CenturyLink Center Omaha
Meet Program - Friday, July 6, 2012

Heat 17 (#13 Women 100 LC Meter Breaststroke)

1	Bates, Elissa	22 TULS	1:32.60
2	Schmidgall, Christina	23 GSC	1:30.49
3	Terrell, Stephanie L	24 SFTL	1:30.00
4	Dinkel, Paloma	24 PNA	1:13.95
5	Phelps, Melissa S	22 CMS	1:26.30
6	Thayer, Laura	20 NEBR	1:30.00
7	Dodd, Kara	20 BRS	1:31.72
8	Dinkins, Catherine	23 NEBR	1:35.00

#14 Men 100 LC Meter Breaststroke

Sponsor: Nebraska Masters

Lane Name Age Athlete Seed Time

Heat 1 of 21 Finals

2	Furman, Joseph E	80 MINN	3:40.56
3	Woods, Albert H	83 GAJA	1:59.10
4	Stolz, Irwin W	83 GAJA	2:15.00
5	Hoppe, Frederick J	85 SDSM	1:53.69
6	Greenberg, Barton H	88 NEBR	2:13.00

Heat 2 of 21 Finals

0	Glasrud, Donald H	70 FGST	2:04.35
1	Reid, Walt	72 PNA	1:45.00
2	Burgess, Thom	70 CMS	1:44.50
3	Loewe, Raymond D	70 UNAT	1:31.81
4	Freshley, Mike R	71 SDSM	1:30.40
5	Cody, Frank J	72 MICH	1:34.24
6	Chadsey, William L	70 RMST	1:45.00
7	Easterla, David A	74 MOVY	1:57.22
8	Wendel, Hans D	76 MESC	1:59.01
9	Bailie, Bob	77 WMST	1:59.99

Heat 3 of 21 Finals

1	Trump, Barry C	65 IAMA	3:10.00
2	Pohlmann, John T	69 SLAM	1:41.74
3	Goldstein, Donald E	66 NEBR	1:40.00
4	Campbell, John F	65 MVN	1:41.00
5	Fuenmayor, Jose	68 UNAT	1:42.00
6	Cave, William J	62 WMST	1:55.57
7	Boyle, Michael F	61 RMST	1:58.16

Heat 4 of 21 Finals

0	List, Robert W	67 GSMS	1:34.40
1	Gemmill, Dave G	65 PHX	1:30.00
2	Powers, Matt G	66 TULS	1:28.10
3	Wendt, George F	65 IM	1:26.45
4	Strand, Robert	66 ROSE	1:19.50
5	Noble, Dave N	69 MOVY	1:24.45
6	Peterson, Steven B	66 PNA	1:27.30
7	Andersen, Peter	69 SDSM	1:28.49
8	Boak, Thomas D	69 WMST	1:31.50
9	Cole, Henry E	68 COLU	1:36.84

Heat 5 of 21 Finals

0	Fine, Gary M	62 MINN	1:41.51
1	Olander, John R	62 SRPM	1:39.12
2	Fulljames, Rick C	61 LVM	1:37.19
3	McKenna, Clancy	61 DAMM	1:35.10
4	Reid, Joe	64 GAJA	1:34.62
5	Davis, Gene A	60 UNAT	1:35.00
6	Bauer, Craig J	60 INDY	1:35.90
7	Roski, Richard A	63 MWA	1:37.41
8	Felton, Richard A	64 TOC	1:40.90
9	Kleeman, Rolly D	62 NEBR	1:45.00

Heat 6 of 21 Finals

0	Boulding, Paul	61 BBSS	1:30.00
1	Clemmons, Jim	62 MAM	1:21.50
2	Schmitz, Robert L	60 NCMS	1:19.69
3	Wright, Robert W	62 MOVY	1:17.48
4	Shead, Timothy M	60 GOLD	1:16.00
5	Colella, Rick	61 PNA	1:17.12
6	Stark, Allen L	63 OREG	1:17.99
7	Walker, Rick B	62 SYSM	1:20.37
8	Kerns, Hubie	63 VCM	1:25.04
9	Bohan, Richard P	61 BERK	1:30.00

Heat 7 of 21 Finals

0	Arnold, Clifford N	59 VMST	1:36.14
1	Anderson, Jay	56 MINN	1:31.00
2	Trussell, Tony E	57 PMST	1:29.58
3	Parker, Roger	59 YHFM	1:28.00
4	Westphal, Kent B	56 IM	1:24.50
5	Haberek, Cork	55 SKY	1:25.70
6	Carvotta, Tom	57 ADMS	1:28.08
7	DiBiase, Patrick J	57 NEBR	1:30.00
8	McLinden, Stephen K	57 UNAT	1:34.11

Heat 8 of 21 Finals

0	Cornish, K C	56 IAMA	1:24.11
1	Woodruff, David L	56 DAM	1:22.85
2	Louie, Jamie	55 CMS	1:20.11
3	Jugend, Celso	58 SYSM	1:19.00
4	Waterbury, Stuart S	59 CMS	1:15.81
5	Groselle, Jack R	58 SYSM	1:18.18
6	Taylor, Chip	55 CTMS	1:19.21
7	Finn, Peter R	58 DOC	1:20.20
8	Marshall, D Scot	56 WMST	1:23.50
9	Hurry, Gary	59 SWAT	1:24.50

Heat 9 of 21 Finals

2	Holmes, Todd	43 CMS	1:27.31
3	Collins, Russell S	40 NEBR	1:25.00
4	Smolyar, Albert	44 SKY	1:26.00
5	Fangman, Larry M	54 NEBR	2:55.00
6	Drake, Bruce	50 NEBR	1:31.00
7	O'Connell, Kevin A	53 NEBR	1:32.09

Heat 10 of 21 Finals

0	Haden, Keith	51 SSMS	1:26.80
1	Godoy, Francisco J	54 WMST	1:25.95
2	Prince, Patrick W	50 NEBR	1:25.00
3	Boileau, Mike	51 CMS	1:23.42
4	Andersen, David R	52 NEBR	1:22.55
5	Baird, Jeff A	53 PHX	1:23.07
6	Richey, Steven C	52 MOST	1:23.58
7	Stiling, Douglas E	54 SWOM	1:25.10
8	Vargas, Enrique	51 ARIZ	1:26.00
9	Albright, Philip W	52 MVN	1:30.00

Heat 11 of 21 Finals

0	Sherman, Bill	54 MOVY	1:21.37
1	Matysek, Jim	53 SYSM	1:19.12
2	Tuchler, David	54 IM	1:18.00
3	Allender, Patrick	54 OREG	1:15.24
4	Guthrie, David M	52 TXLA	1:11.30
5	Scott, Greg C	53 CMS	1:14.00
6	Holland, David A	54 WMAC	1:17.50
7	Vargas, Daniel	52 ARIZ	1:18.00
8	Holmberg, Tom	54 IM	1:20.42
9	Brenner, Bill	54 SYSM	1:22.11

Heat 12 of 21 Finals

0	Sloup, Chuck J	49 NEBR	1:30.90
1	Mc Ginley, Patrick B	49 ROSE	1:27.31
2	Segura, Alonso AL	46 ABN	1:27.05
3	Wilson, Todd	48 SRM	1:25.84
4	Fredrick, Derron C	45 NEBR	1:24.00
5	Dawson, Thomas	46 WMST	1:25.17
6	Edge, Jonathan A	46 SCMC	1:26.43
7	Armstrong, Jeff J	48 MINN	1:27.24
8	Bucklin, Jon P	48 NEBR	1:29.90
9	Divo, Elias B	46 WMST	1:33.03

Heat 13 of 21 Finals

0	Hillman, Allen F	45 SYSM	1:23.98
1	Kadi, Mike	48 MVM	1:22.28
2	Turner, Randall B	47 PMST	1:22.00
3	Edwards, Andy	48 IAMA	1:19.69
4	Vazhenin, Igor V	48 AWJ	1:19.48
5	Condon, Doug	49 TVM	1:19.55
6	Jones, Kenton R	45 SDSM	1:19.86
7	Gould, Tom A	47 CMS	1:22.22
8	Hartford, Doug S	49 MSBC	1:23.42
9	Hobbs, Brent P	45 OMSC	1:24.00

Heat 14 of 21 Finals

0	Thompson, Anthony G	48 MOVY	1:18.01
1	Pepe, Marshall	48 SYSM	1:17.20
2	Mench, Edward H	46 SYSM	1:16.00
3	Figuerola, Roberto	45 CSLA	1:13.34
4	Livingston, Terry	45 BLU	1:12.00
5	Heber, Scott	46 DAMM	1:12.50
6	Kohll, David G	49 NEBR	1:13.60
7	Waud, Timothy P	45 OREG	1:16.98
8	Divis, Gregory C	49 NEBR	1:18.00
9	Fiser, Graeme A	46 SFTL	1:18.04

Heat 15 of 21 Finals

0	Jaworski, Chip	42 SKY	1:24.50
1	Gilmore, Robert D	42 PNA	1:24.00
2	Jones, Philip W	44 AGM	1:23.59
3	Cambias, Rob J	44 SMS	1:21.47
4	Lucero, Michael D	42 ROSE	1:19.81
5	Lage, Terry L	44 SFTL	1:21.33
6	Chang, Tinjin P	43 NEBR	1:23.18
7	Butler, Owen D	40 NEBR	1:24.00
8	Castleton, Tom	41 ROSE	1:24.32
9	Propst, Richard	44 NEBR	1:25.00

**2012 Marriott USMS Summer Nationals
CenturyLink Center Omaha
Meet Program - Friday, July 6, 2012**

Heat 16 (#14 Men 100 LC Meter Breaststroke)

0	Doherty, Todd S	41 PNA	1:16.18
1	Huggins, Dale R	40 TXLA	1:14.28
2	Stier, Scott J	43 SYSM	1:13.89
3	Rezek, Tony	40 MOVY	1:10.83
4	West, Steve T	40 NOVA	1:05.06
5	Butcher, Rob	40 SYSM	1:08.50
6	Solano, Abraham E	43 SKY	1:12.23
7	Stephens, Ryan K	41 INDY	1:14.00
8	Doane, Michael P	42 TERR	1:15.40
9	Ripken, Bryan	40 MINN	1:18.27

Heat 17 of 21 Finals

0	McGlynn, Michael J	39 NEBR	1:44.00
1	Blanco, Alonso O	38 MOST	1:23.00
2	Jensen, Brian R	36 CMS	1:22.05
3	Kratky, Bryan D	39 NEBR	1:22.99
4	Sorenson, Tom C	39 MVN	1:39.50
5	Falkner, Timothy A	27 PMST	1:19.07
6	Schlichter, Zachary M	29 SFTL	1:20.00
7	Olhoft, Jared	30 MINN	1:25.00
8	Sumner, Dustin W	34 PHX	1:26.00

Heat 18 of 21 Finals

0	Velez, Rafael A	38 DOM	1:18.17
1	Nolte, Rich	39 NEBR	1:12.65
2	El Dokor, Tarek A	37 PHX	1:11.00
3	Mason, Michael	38 ROSE	1:10.23
4	Comings, Jeff P	38 PHX	1:04.42
5	Eisenhuth, Matthew S	38 CMS	1:09.10
6	Jacobson, Brian L	39 MINN	1:10.93
7	Reuter, Adam K	38 PAFC	1:12.56
8	Bonarelli, Pier P	36 DOM	1:15.00
9	Thiry, Michael A	37 IM	1:18.60

Heat 19 of 21 Finals

0	Nguyen, Son	33 MESC	1:22.45
1	Bergstedt, Brent M	32 CMS	1:16.51
2	Durieux, Chad A	33 ROSE	1:15.92
3	Nguyen, Bao	33 MOVY	1:14.29
4	Martinez Quintanilla, Jordi	31 NEM	1:09.20
5	Jiracek, Jakub	33 UNAT	1:10.00
6	Corcho, Rodrigo A	33 SFTL	1:14.31
7	Kendig, Jamie M	32 SYSM	1:15.92
8	Zhai, Eric	31 BCTM	1:20.00
9	Krell, David	34 CMS	1:24.97

Heat 20 of 21 Finals

0	Nydegger, Bryan C	25 CMS	1:17.61
1	Gullett, Jeffrey D	29 CMS	1:13.00
2	Wilson, Jacob N	29 WMST	1:11.45
3	Peterson, David A	27 NEBR	1:07.51
4	Dorr, John W	29 TOC	1:05.49
5	Deery, Kyle B	28 SYSM	1:06.31
6	Yung, Cejih J	27 PNA	1:07.67
7	Conroy, Chris	27 PNA	1:12.00
8	Ganiyev, Doston	25 CMS	1:16.33
9	Cleary, Kevin H	29 OREG	1:18.42

Heat 21 of 21 Finals

1	Abarca, Wainer A	23 ABN	1:26.43
2	Bower, Kenny G	24 TOC	1:15.99
3	Murphy, Douglas E	21 UNAT	1:14.12
4	Bates, Curren	22 SCMC	1:09.45
5	Martin, Adam E	21 WMSC	1:13.00
6	Phelps, Michael R	24 CMS	1:14.50
7	Wood, Nick	24 OREG	1:16.80
8	Miess, David	23 ROSE	1:26.45

WE'VE GOT THE GEAR HERE!



YOU'RE A MASTER! LET IT SHOW!

Visit the Kiefer / TYR booth to get your new USMS apparel, Kiefer suits and swim gear. Enter a **daily raffle** to win great prizes.

 **Kiefer**™

1-800-323-4071
www.kiefer.com



**VISIT THE NEW
KIEFER.COM FOR:**

FREE SHIPPING!
on orders of \$64 or more

Free Swim Workouts
posted weekly

Swim Team Benefits
including team pricing,
custom online team
product pages,
and easy ordering.

Day 3—Saturday, July 7

Warm-up

6:00 a.m.-7:50 a.m.

Check-in Deadline for Day 3

The following are positive check-in events. Check-in may be done in person at the registration area or online at usms.org.

Sat., July 7	400 freestyle (women) 200 breaststroke 200 butterfly	7:00 a.m.
--------------	--	-----------

PLEASE NOTE:

If you do not check in by the deadline, you will not be seeded; there are no exceptions.

Meet Start Time

8:00 a.m.

Women	Event	Men
17	400 freestyle (women)	
30 minute warm-up in competition pool		
19	100 freestyle	20
21	200 breaststroke	22
23	50 backstroke	24
25	200 butterfly	26
27	200 mixed freestyle relay	27
29	200 medley relay	30

Entry Deadline for Day 4 (Sunday) Relays

Relays must be turned in at the relay desk.

Sat., July 7	200 mixed medley relay	4:00 p.m.
--------------	------------------------	-----------

2012 Marriott USMS Summer Nationals

CenturyLink Center Omaha

Psych Sheet - Saturday, July 7, 2012

#17 Women 400 LC Meter Freestyle

Name	Age	Athlete	Seed Time
1	Van Matre, Traci A	25 TXLA	4:34.74
2	Rowe, Luane	23 TVM	4:35.00
3	Marks, Jamie L	24 SFTL	4:37.33
4	Bennett, Brooke	32 BLU	4:38.00
5	Stover, Joy	36 MOVY	4:40.68
6	Bailey, Lauren T	19 CMS	4:41.02
7	Simpson, Susanne B	52 NOVA	4:43.14
8	Parker, Emily S	27 SDSM	4:44.24
9	Peterfish, Christie L	26 MOVY	4:45.00
10	Holman, Sara E	26 GSC	4:46.29
11	Holman, Mary E	26 GSC	4:46.30
12	Kendig, Alicia M	30 CMS	4:48.00
13	Jones, Eney	52 DAMM	4:49.00
14	Dawson, Deborah	44 NBAC	4:52.92
15	Varlas, Melissa D	39 SYSM	4:54.20
16	Ridge, Jennifer	44 IM	4:54.42
17	Stone, Stephanie	45 PCAT	4:55.00
18	Bergfield, Alana N	25 WMST	4:55.17
19	Gellatly, Jill E	45 COOG	4:55.45
20	Reynolds, Kelly M	42 MOVY	4:57.00
21	Stokes, Jessica N	36 NEM	5:00.00
22	Myers, Danielle E	28 VMST	5:00.61
23	Carlson, Jennifer M	33 RMST	5:01.05
24	Peterson, Megan K	29 PMST	5:02.34
25	Bennett, Ellen K	49 SYSM	5:03.31
26	Wetstone, Susan	39 PNA	5:05.00
27	Najjar, Ellie S	51 CMS	5:07.61
28	Hankins, Malena	39 GAJA	5:08.99
29	Walker, Sarah E	28 CMS	5:09.67
30	Ketcham, Lauren	24 NEBR	5:10.00
31	Countryman, Marianne	48 GAJA	5:10.03
32	Adams, Kari S	46 LVM	5:11.10
33	Schickore, Jutta	48 DOC	5:11.48
34	Espiritu, Vicki	27 TVM	5:11.53
35	Meyer, Marguerite	53 TOC	5:12.00
36	Capizzi, Stefanie	25 ROSE	5:14.32
37	Ramnath, Fernette P	47 SYSM	5:15.00
38	Roddin, Julie	36 ANCM	5:17.04
39	Martin-Sherlock, Ann L	42 MOVY	5:17.35
40	Hilger, Lisa N	53 ROSE	5:18.00
41	Good, Tricia	41 CMS	5:18.10
42	Ramirez, Yubelkis	29 DOM	5:19.00
43	Vazquez, Maria E	47 GAJA	5:19.02
44	Harang, Tracie A	40 AKMS	5:19.30
45	Wenzel, Katharine T	29 SFTL	5:20.07
46	Mathews, Erin	27 MARY	5:20.60
47	Loper, Tracey E	29 CMS	5:22.71
48	Grilli, Tracy L	55 NEM	5:23.03
49	Tomac, Jayna M	40 OREG	5:23.67
50	Childers, Lisa	33 SFTL	5:24.00
51	Hefley, Elizabeth A	31 NEBR	5:24.30
52	Einsidler, Karen L	56 AGUA	5:24.46
53	Massey, Melissa K	31 RAY	5:24.73
54	Gallagher, Kathy	48 ARIZ	5:25.00
55	Catallo-Madruga, Marci H	33 CMS	5:25.00
56	Kline, Lindsey K	25 NEBR	5:25.00
57	Jensen, Karen	45 VACA	5:25.40
58	Hagadorn, Heather	47 CMS	5:27.10

59	Collett, Tracy	42 GAJA	5:30.00	120	Jones, Cynthia L	62 IM	6:16.35
60	Tiedeman, Katie	29 PMST	5:30.60	121	Tourtual, Dorothy M	61 BUMS	6:16.69
61	Gremminger, Karen M	46 WMAC	5:30.85	122	Braaten, Kitten	57 VMST	6:17.85
62	Crabbe, Colette M	56 OREG	5:31.39	123	Hinson, Jan D	58 BSLM	6:19.33
63	Mabile, Christine E	25 SAWS	5:32.73	124	Guins, Ann H	59 O*H*	6:19.64
64	Hamel, Laura	48 SYSM	5:32.84	125	Loecke, Heidi L	41 MOVY	6:19.69
65	Zedonis, Lisa L	51 INDY	5:33.94	126	Ogden, Pamela C	55 MINN	6:23.25
66	Bates, Elissa	22 TULS	5:34.14	127	Norris, Christina R	57 SKY	6:35.99
67	Grolle, Jamie V	29 LVM	5:35.00	128	Woods, Tina N	55 1776	6:37.48
68	Ruberto, Laura M	42 PHX	5:35.00	129	Samland, Gina M	48 NEBR	6:39.29
69	Fedako, Cathy A	51 SYSM	5:35.30	130	Veater, Betty B	66 GAJA	6:40.00
70	Harden, Shari	45 MOVY	5:35.90	131	Burfeind, Betty	65 IM	6:40.52
71	Cooperrider, Beth C	45 NEBR	5:38.38	132	Ludwig-Hughes, Suzanne M	46 ROSE	6:42.43
72	Kaminski-Doloto, Megan K	29 NEBR	5:38.50	133	Pohlmann, Mary M	67 SLAM	6:44.79
73	Murphy, Siobhan C	26 SFTL	5:38.58	134	Barton, Rebecca A	46 MOVY	6:45.05
74	Hajost, Cynthia M	52 RMST	5:39.02	135	Morton, Andrea N	50 WMST	6:49.43
75	Mann, Melinda J	56 WMAC	5:40.00	136	Smith, Melinda J	60 O*H*	6:52.00
76	Payne, Elizabeth E	30 NEBR	5:42.00	137	Hodges, Jenny A	38 PMST	6:53.26
77	Cuda, Suzanne E	52 MOST	5:42.95	138	Happel, Diane M	48 IAMA	6:53.67
78	Sullivan, Erin M	55 NEBR	5:43.84	139	Oberg, Jane G	75 CMS	6:55.00
79	Tyynismaa, Terri L	50 OREG	5:44.08	140	Bibles, Shirley	50 AGM	6:59.00
80	Boodt, Heidi M	43 LVM	5:44.40	141	Gillies, Judy L	64 ARIZ	7:00.38
81	Stokes, Karin E	51 NEM	5:44.61	142	Berk, Sherie	59 SFTL	7:01.88
82	Lappin, Jeanne L	57 GERM	5:45.00	143	Ridout, Nancy J	70 TAM	7:06.43
83	Prey-Luedtke, Sharill L	48 NEBR	5:45.00	144	Hughes, Cindy S	51 CMS	7:10.00
84	Ewen, Chrystena E	38 NEM	5:45.50	145	Durrant, Betsy	71 VMST	7:10.12
85	Kryka, Nancy	57 MINN	5:45.51	146	Baker, Michelyn	48 KNIG	7:15.00
86	Brightwell, Kim M	52 RMST	5:46.11	147	Birkhead, Jane C	72 MOST	7:16.70
87	Quinn, Phyllis E	57 TOC	5:49.00	148	Meyer, Andrea	49 CMS	7:21.40
88	Delmage, Arlene	50 OREG	5:50.01	149	Prall, Winifred S	65 CMS	7:25.48
89	Beck, Pam	55 O*H*	5:50.55	150	Delanois, Barbara	57 IM	7:30.00
90	Pedersen, Christine E	54 INDY	5:51.00	151	Larsen, Barbara (Babs) H	65 MINN	7:30.00
91	Woodard, Alis Rojas	52 NCMS	5:51.87	152	White, Lisa L	53 WMST	7:30.00
92	Elsener, Lisa M	43 MOVY	5:52.12	153	Schueckler, Leslie P	57 BSM	7:39.00
93	Wymelenberg, Lynn A	57 RMST	5:53.01	154	Leilich, Joann	73 WMST	7:40.00
94	Chesley, Jana P	40 ROSE	5:53.06	155	Smollen, Carol S	68 MINN	7:40.88
95	Craffey, Joan P	59 AGUA	5:53.86	156	Asleson, Elke M	60 OREG	7:46.40
96	Santini, Stephanie	53 SMS	5:54.40	157	Bohl, Nan	83 MOVY	7:50.50
97	Kooy, Elizabeth A	41 IM	5:55.00	158	Hanson, Betty A	50 PMST	7:52.12
98	Fries, Beth	54 MESC	5:55.99	159	Shockro, Ellen K	70 UNAT	7:58.72
99	Fahey, Lisa	42 AGUA	5:58.24	160	Rogers, Darlene	57 LVM	7:59.00
100	Smart, Denise L	50 TULS	5:58.88	161	Tullman, Patricia A	75 FMM	8:00.66
101	Hurst, Joan E	48 MOVY	6:00.00	162	Ensign, Jeanne	66 PNA	8:06.00
102	Haynie, Dee A	57 TOC	6:00.00	163	Arnold, Patricia F	73 SMS	8:13.44
103	Howland, Heather	32 IM	6:00.01	164	Henderson, Martha J	76 FACT	8:23.73
104	Dau, Janice A	50 CMS	6:00.12	165	Stenglein, Sandra	69 NEBR	8:30.10
105	Lin, Helen	28 NEM	6:00.63	166	Caldwell, Dionne B	80 NOVA	8:38.78
106	Brundage, Cheryl Y	45 SWYM	6:01.42	167	Varty, Eulah M	78 CMSC	8:42.71
107	Curran, Emily T	33 MOVY	6:02.56	168	Campbell, Joan K	82 FACT	9:07.34
108	Goldsmith, Dara	46 LVM	6:05.56	169	Johnson, Ruth B	79 IAMA	9:15.00
109	Bierwert, Karen	60 NEM	6:06.30	170	Trevison, Ellie	69 FACT	9:35.00
110	Derr, Kirsten L	48 CMS	6:10.00	171	Avery, Susan H	70 MM	9:36.21
111	Walsworth, Alyssa S	28 MINN	6:10.00	172	Bogue, Sherri L	48 FMM	9:51.42
112	Hines, Mary Anne	55 WMST	6:10.00	173	Rummer, Patricia A	70 IM	10:22.00
113	Boyle, Catherine M	46 LOM	6:10.10	174	Hannam, Karen I	72 DCM	10:46.47
114	Stutz, Kathleen J	30 TPIT	6:10.18	175	Hutinger, Margie	72 FMM	11:54.59
115	Shoenberger, Linda R	65 TAM	6:12.05				
116	Dills, Suzanne L	67 PNA	6:12.64				
117	Spann, Sara	27 MOVY	6:12.67				
118	McDaniel, Georgia	66 IM	6:15.00				
119	Barry, Robin B	45 LVM	6:15.81				

2012 Marriott USMS Summer Nationals
CenturyLink Center Omaha
Meet Program - Saturday, July 7, 2012

#19 Women 100 LC Meter Freestyle

Lane	Name	Age	Athlete	Seed Time
Heat 1 of 22 Finals				
1	Harkreader, Patricia C	76	NEBR	1:59.00
2	Kennedy, Judy A	75	NEBR	1:45.00
3	Sachs, Janet G	75	CMS	1:39.77
4	Coakley, Marian W	75	NEM	1:42.05
5	Johnson, Ruth B	79	IAMA	1:58.00
6	Bohl, Nan	83	MOVY	1:37.27
7	Caldwell, Dionne B	80	NOVA	1:50.53
8	Lorenzi, Betty S	85	FACT	1:50.31
Heat 2 of 22 Finals				
0	Avery, Susan H	70	MM	2:02.60
1	Bendorf, Judy A	73	IAMA	1:52.10
2	Clifford, Gynt	74	MOST	1:30.24
3	Ridout, Nancy J	70	TAM	1:28.87
4	Schreiner, Beth	71	VMST	1:25.50
5	Frid, Barbara	70	OREG	1:28.00
6	Birkhead, Jane C	72	MOST	1:30.04
7	Shockro, Ellen K	70	UNAT	1:44.73
8	Verth, Ann	70	SYSM	1:59.00
Heat 3 of 22 Finals				
0	Smollen, Carol S	68	MINN	1:37.95
1	Rousseau, Sandi	65	OREG	1:30.00
2	Welch, Sarah	65	PNA	1:27.10
3	Shoenberger, Linda R	65	TAM	1:24.81
4	Boak, Carolyn	67	WMST	1:14.89
5	Dillon, Sally A	66	PNA	1:21.19
6	Webb, Linda	67	SFTL	1:26.21
7	Ventura Visbal, Rosa V	65	SFTL	1:27.91
8	Hashimoto, Christine L	65	CMS	1:33.18
9	Ensign, Jeanne	66	PNA	1:49.00
Heat 4 of 22 Finals				
0	Casey, Kathrine J	64	PNA	1:49.64
1	Yoder, Margie E	60	CMS	1:29.60
2	Williams, Dale B	60	SMS	1:27.25
3	Preissler, Stella	63	PNA	1:16.72
4	Val, Laura B	61	TAM	1:06.00
5	Davis, Charlotte M	62	PNA	1:10.00
6	Jones, Cynthia L	62	IM	1:17.98
7	Felton, Anezka G	64	TOC	1:29.24
8	Weston, Susan E	61	SDSM	1:29.67
Heat 5 of 22 Finals				
1	Happel, Diane M	48	IAMA	1:31.00
2	Jeter, DeeDee	46	NEBR	1:25.69
3	Greedy, Lisa G	48	PCAT	1:30.00
4	Lilly, Jane	47	UNAT	1:55.39
5	Eberle, Catherine M	56	NEBR	2:10.00
6	Aud, Susan	57	SLAM	1:50.00
7	Rogers, Darlene	57	LVM	1:53.10
8	Hanson, Betty A	50	PMST	1:48.70

Heat 6 of 22 Finals

0	Blatt, Cindy S	59	VCM	1:25.81
1	Berk, Sherie	59	SFTL	1:19.95
2	Harrington, Sue	55	OREG	1:19.90
3	Watts, Sue N	58	1776	1:19.41
4	Wymelenberg, Lynn A	57	RMST	1:16.49
5	Meteyer, Beverly B	59	LVM	1:18.99
6	Wedaman, Karen P	59	VACA	1:19.79
7	Holloway, Colleen J	59	MOST	1:19.90
8	Ogden, Pamela C	55	MINN	1:23.47
9	Williams, Jo M	58	NEBR	1:45.00

Heat 7 of 22 Finals

0	Del Greco, Jane B	56	IM	1:15.85
1	Hilpert, Bess	57	TXLA	1:14.88
2	Crabbe, Colette M	56	OREG	1:12.76
3	Kryka, Nancy	57	MINN	1:10.78
4	Andrus-Hughes, Karen	55	OREG	1:06.55
5	Early, Marilyn E	55	MICH	1:10.00
6	Grilli, Tracy L	55	NEM	1:10.95
7	Blattner, Susan	55	MOVY	1:13.20
8	Carpenter, Kelley C	55	SYSM	1:15.17
9	Glassman, Debbie A	59	PNA	1:15.90

Heat 8 of 22 Finals

0	Steinauer, Amy S	51	NEBR	1:38.60
1	Mueller, Edie J	52	PMST	1:34.03
2	Boileau, Ute C	50	CMS	1:25.00
3	Davenport, Mary E	52	IAMA	1:21.64
4	Meyer, Kim	54	SCAQ	1:20.41
5	O'Banion, Carie	53	ARKM	1:20.50
6	Sutherland, Erica	53	MPM	1:22.07
7	Livingston, Leslie C	51	GMUP	1:30.00
8	Moure de Godoy, Elva	52	WMST	1:34.43
9	Shoemaker, Tracy S	52	WMST	1:45.32

Heat 9 of 22 Finals

0	Petersen, Stephanie O	50	SLAM	1:18.80
1	Edgar, Barb L	50	NEBR	1:15.81
2	Fries, Beth	54	MESC	1:15.18
3	Woodard, Alis Rojas	52	NCMS	1:12.16
4	Rembach, Nicole	51	CFSC	1:11.16
5	Thomas, Ann B	52	SFTL	1:11.99
6	Zedonis, Lisa L	51	INDY	1:13.23
7	Hooe, Donna L	50	GAJA	1:15.45
8	Santini, Stephanie	53	SMS	1:17.05
9	Pedersen, Christine E	54	INDY	1:19.10

Heat 10 of 22 Finals

0	Terhorst, Hermine M	54	SRM	1:10.80
1	Buck, Donna M	53	OREG	1:10.38
2	Fedako, Cathy A	51	SYSM	1:09.39
3	Groselle, Laura L	52	SYSM	1:08.61
4	Olson, Carol	50	NEBR	1:05.24
5	Ingraham, Susan R	53	MOST	1:08.09
6	Henderson, Kristin W	52	DAMM	1:09.00
7	Caswell, MJ	51	OREG	1:10.00
8	Stokes, Karin E	51	NEM	1:10.40
9	Kafka, Heidi	50	IM	1:10.85

Heat 11 of 22 Finals

0	Turner, Mary S	49	PMST	1:22.00
1	Kuhn, Amy A	46	NEBR	1:16.27
2	Dodd, Dina	49	BRS	1:13.78
3	Terzopoulos, Lori	46	MOVY	1:11.74
4	Tracy, Robin C	48	DKTA	1:11.41
5	Hagadorn, Heather	47	CMS	1:11.48
6	Hacker, Sara	48	IM	1:11.77
7	Cooperrider, Beth C	45	NEBR	1:15.20
8	Nance, Molly C	47	NEBR	1:16.75
9	Moss, Regina	46	DAMM	1:25.00

Heat 12 of 22 Finals

0	Johnson, Mindy	49	RMST	1:09.62
1	Wolff, Celia	46	NCMS	1:07.86
2	Cleavenger, Becky	49	CVMM	1:06.22
3	Sappey, Collette H	48	CMS	1:05.00
4	Welting, Laureen K	47	TOC	1:03.04
5	Stone, Stephanie	45	PCAT	1:05.00
6	Godges, Arlette A	48	SCAQ	1:06.00
7	Adams, Karl S	46	LVM	1:06.92
8	Stiles, Jasmine	46	SDSM	1:08.32
9	Gallagher, Kathy	48	ARIZ	1:10.00

Heat 13 of 22 Finals

1	Rees, Karla E	40	MVM	1:20.18
2	Stewart, Ann K	42	GOLD	1:13.73
3	Chesley, Jana P	40	ROSE	1:12.97
4	Greene, Dana M	43	NCMS	1:12.98
5	Borton, Joan	43	ROSE	1:17.67
6	Bikus, Sandy B	43	NEBR	2:00.00
7	Lanphier-Willson, Juliann	35	NEBR	1:55.03

Heat 14 of 22 Finals

0	Batcheller, Jennifer A	44	MVN	1:11.70
1	Stone, Julie D	41	HOPK	1:07.05
2	Mantonya, Becky W	40	NEBR	1:05.48
3	Dalmasy-Laccetti, Ameriquin	44	DOM	1:05.00
4	Ridge, Jennifer	44	IM	1:03.54
5	Dawson, Deborah	44	NBAC	1:03.71
6	Barr, Julie	42	NEBR	1:05.45
7	Harang, Tracie A	40	AKMS	1:06.15
8	Germonprez, Elizabeth H	40	MINN	1:07.85
9	Novinski, Carole J	44	NEBR	1:12.00

Heat 15 of 22 Finals

0	Perez-Mozaz, Maria	35	NEBR	1:16.00
1	Bortolotti, Rebecca A	38	NEBR	1:14.21
2	Culjat, Janet M	36	NEBR	1:10.33
3	Payano, Cynthia M	37	DOM	1:09.00
4	Campbell, Jennifer	37	MUMS	1:02.89
5	Stokes, Jessica N	36	NEM	1:05.00
6	Hankins, Malena	39	GAJA	1:09.87
7	Kyff, Jennifer J	39	METR	1:10.78
8	Roddin, Julie	36	ANCM	1:15.00
9	Fellows, Hilary	35	MOVY	1:36.94

2012 Marriott USMS Summer Nationals
CenturyLink Center Omaha
Meet Program - Saturday, July 7, 2012

Heat 16 (#19 Women 100 LC Meter Freestyle)

0	Ferm, Rebecca A	25 MOVY	1:36.12
1	Spann, Sara	27 MOVY	1:16.87
2	Johnson, Becky J	26 NEBR	1:15.00
3	Grolle, Jamie V	29 LVM	1:11.00
4	Mathews, Erin	27 MARY	1:10.85
5	Senne, Sarah	28 PCAT	1:12.10
6	Lin, Helen	28 NEM	1:15.74
7	Walsworth, Alyssa S	28 MINN	1:25.00
8	Goodwin, Amy	31 IM	1:12.66
9	Laclede, Laura	33 NEBR	1:17.80

Heat 17 of 22 Finals

0	Reed, Andrea	33 DKTA	1:12.12
1	Schoenlank, Julie A	32 METR	1:11.24
2	Howland, Heather	32 IM	1:10.45
3	Hlad, Becca	32 CMS	1:07.50
4	Connolly, Molly E	30 NEBR	1:07.00
5	Wallace, Tricia M	31 MINN	1:07.50
6	Pallo, Cassy	31 MOVY	1:08.41
7	Watanabe, Naoko	30 TOC	1:10.58
8	Gunther, Heather	32 MOVY	1:12.00
9	Ihrke, Annette C	30 MINN	1:12.61

Heat 18 of 22 Finals

0	Pansini Rose, Christina	32 NEM	1:06.08
1	Catallo-Madruga, Marci H	33 CMS	1:05.00
2	Childers, Lisa	33 SFTL	1:04.00
3	Kendig, Alicia M	30 CMS	1:03.56
4	Carlson, Jennifer M	33 RMST	1:02.10
5	Martin, Jennifer M	32 SFTL	1:02.99
6	Stakem, Meredith A	31 DCAC	1:03.78
7	Grover, Mollie K	31 TERR	1:04.28
8	Ksiazek, Kendra	31 SDSM	1:05.30
9	Haecker, Irina	34 GSC	1:06.90

Heat 19 of 22 Finals

0	Wenzel, Katharine T	29 SFTL	1:09.36
1	Isch, Anita M	26 PMST	1:08.86
2	Ramirez, Yubelkis	29 DOM	1:08.50
3	Houston, Katy	25 TOC	1:07.99
4	Wong, Liz	26 TANK	1:07.39
5	Tiedeman, Katie	29 PMST	1:07.96
6	Harlow, Megan M	25 DAMM	1:08.46
7	Segovia, Vanessa	29 GOLD	1:08.65
8	Couch, Natalie	29 SYSM	1:09.01
9	Mollenhauer, Dianna L	27 MINN	1:10.33

Heat 20 of 22 Finals

0	Espiritu, Vicki	27 TVM	1:05.31
1	Holman, Mary E	26 GSC	1:05.09
2	Bjorlie, Stacy G	26 DKTA	1:04.11
3	O'Leary, Britta	28 AWJ	1:00.00
4	Van Matre, Traci A	25 TXLA	58.96
5	Tao, Li	25 SFTL	59.00
6	Parker, Emily S	27 SDSM	1:04.02
7	Holman, Sara E	26 GSC	1:04.99
8	Van Erden, Jayme K	27 RMST	1:05.15
9	Togias, Anna	27 ETOB	1:06.80

Heat 21 of 22 Finals

0	Wehde, Barbara L	24 NEBR	1:12.00
1	Phelps, Melissa S	22 CMS	1:11.00
2	Dasini, Bavva	19 UNAT	1:10.28
3	Thayer, Laura	20 NEBR	1:10.00
4	Krupa, Melissa A	24 PAFC	1:09.50
5	Frendreis, Lauren	23 ROSE	1:09.84
6	Kosmidgall, Christina	23 GSC	1:10.15
7	Taylor, Whitney L	23 PHX	1:10.40
8	Hamilton, Sarah T	22 CMS	1:11.70
9	Yang, ZhanTao	24 LVM	1:41.00

Heat 22 of 22 Finals

0	Thayer, Emily	22 NEBR	1:09.00
1	Lambert, Megan	20 CTSM	1:06.72
2	Kosmalska, Anna M	19 UCLA	1:02.88
3	Walsh, Shannon	24 ROSE	1:00.00
4	Shockey, Kayla	18 UNAT	55.52
5	Dinkel, Paloma	24 PNA	59.65
6	Leonard, Marissa C	20 MOVY	1:02.32
7	Hopkins, Cait M	23 NEBR	1:06.25
8	Griffin, Bethanie	23 NEBR	1:07.16
9	Bates, Elissa	22 TULS	1:09.43

#20 Men 100 LC Meter Freestyle

Lane	Name	Age	Athlete	Seed Time
------	------	-----	---------	-----------

Heat 1 of 40 Finals

0	Beach, Robert E	82 SPM	1:50.00
1	Stolz, Irwin W	83 GAJA	1:42.00
2	Raiborn, Louis M	81 MOST	1:37.70
3	Johnston, Graham M	81 MOST	1:12.00
4	Shechter, Stanley J	80 AGUA	1:18.25
5	Ellis, Richard	80 AGUA	1:39.00
6	Woods, Albert H	83 GAJA	1:45.45
7	McKinley, Howard M	91 TOC	2:19.92
8	Hubbard, Donald J	85 SDSM	1:45.00

Heat 2 of 40 Finals

0	Hurley, John T	75 ADMS	2:28.40
1	Blake, William V	75 MOST	1:23.00
2	McIntyre, David R	75 GOLD	1:19.51
3	Martin, Raymond	75 MICH	1:17.60
4	Martinez, Sergio	76 NCMS	1:17.50
5	Bailie, Bob	77 WMST	1:17.52
6	Robertson, William F	76 TGM	1:18.44
7	Magee, Pete	75 MINN	1:21.01
8	Coles, Bill	77 SDSM	1:40.62

Heat 3 of 40 Finals

2	Dills, John H	71 PNA	1:57.77
3	Calwell, Mike N	72 MOVY	1:31.18
4	Avery, John H	70 MM	1:28.30
5	Gibbs, Jim	71 PCAT	1:30.60
6	Gillanders, David	73 ARKM	1:32.44

Heat 4 of 40 Finals

0	Meintjies, Bruce E	71 FLA	1:26.10
1	Hahn, Richard	70 NITR	1:24.08
2	Burgess, Thom	70 CMS	1:20.00
3	Verth, Tom	74 SYSM	1:12.20
4	Landis, Tom	70 OREG	1:06.66
5	Van Baalen, Vinus	70 SYSM	1:07.23
6	Angell, Tom	72 NOVA	1:18.00
7	Gosnold, Will D	72 DKTA	1:23.00
8	Carey, James D	71 IAMA	1:25.01
9	Half, Henry M	70 MOST	1:26.36

Heat 5 of 40 Finals

1	Malone, James A	65 NEBR	1:30.00
2	Oliver, Young P	65 NEBR	1:24.00
3	Buchan, Douglas T	69 SFTL	1:20.48
4	Walker, Larry	69 SLAM	1:21.69
5	Maust, Max M	66 NEBR	1:26.73
6	Trump, Barry C	65 IAMA	2:30.00
7	Luby, Timothy J	55 MOVY	1:37.05

Heat 6 of 40 Finals

0	Quanrud, John O	66 GAJA	1:16.36
1	Wright, Gregg F	65 NEBR	1:15.21
2	Andersen, Peter	69 SDSM	1:14.20
3	Lodwig, Keefe L	69 SYSM	1:12.00
4	Nielsen, Charles D	67 MINN	1:10.93
5	Amundsen, Joseph S	67 1776	1:11.83
6	Holly, Alan L	65 ARIZ	1:12.30
7	Boak, Thomas D	69 WMST	1:14.50
8	List, Robert W	67 GSMS	1:15.45
9	Vaughan, James M	66 CMS	1:17.00

Heat 7 of 40 Finals

0	Hardy, Rog	66 RICE	1:10.00
1	Reed, Ed	69 CTMS	1:08.50
2	Selles, Carl H	65 SPM	1:08.00
3	Rudloff, Edward	65 TOC	1:06.25
4	Burns, Richard	69 TAM	1:05.00
5	Wilder, Hugh	65 SRM	1:06.00
6	Bateman, Bryan J	65 IM	1:06.90
7	McCormick, Paul	65 CMS	1:08.50
8	Brzezinski, Jay	65 PALM	1:09.00
9	Meyerhoff, Rick	65 TAM	1:10.56

Heat 8 of 40 Finals

0	Boyle, Michael F	61 RMST	1:24.97
1	Anderson, John H	62 IM	1:23.00
2	Fisk, Floyd M	60 SAWS	1:13.04
3	Nickodem, Peter W	63 HLJ	1:12.92
4	Scalise, James A	61 MSC	1:13.00
5	Silberstein, Peter	60 NEBR	1:14.00
6	Legaspi, Adrian	60 SFTL	1:24.34
7	Sternberg, Scott D	54 ROSE	1:22.20
8	Weiss, Patrick J	53 MICH	1:23.34
9	Sokolow, Steven P	56 AGUA	1:15.00

2012 Marriott USMS Summer Nationals
CenturyLink Center Omaha
Meet Program - Saturday, July 7, 2012

Heat 9 (#20 Men 100 LC Meter Freestyle)

0 Beeman, Gregg F	62 NEBR	1:12.67
1 Watts, David T	60 WMAC	1:12.21
2 McKenna, Clancy	61 DAMM	1:12.00
3 Praul, Sam	60 UNAT	1:11.03
4 Warner, Frank	63 PNA	1:10.50
5 Bruce, Bob A	64 OREG	1:11.01
6 Streicher, H Pete	62 CMS	1:11.50
7 Plencner, Bob R	60 NEM	1:12.05
8 Willis, Gregory B	64 LAPS	1:12.22
9 Bauer, Craig J	60 INDY	1:12.90

Heat 10 of 40 Finals

0 Mehl, Don	61 RGSC	1:10.00
1 Brown, Perry	60 NORT	1:07.92
2 Sterne, Erik A	60 ROSE	1:07.36
3 MacLennan, John	61 NEM	1:06.00
4 Shaw, Greg J	61 NEM	1:03.00
5 Bernard, Alan D	63 TAM	1:04.65
6 Yellman, Don R	62 MOVY	1:06.20
7 Rollins, Bruce W	63 WMST	1:07.54
8 Taylor, Gordon S	61 PHX	1:08.99
9 Foreaker, Don	60 SRM	1:10.00

Heat 11 of 40 Finals

0 Morrison, Jeffrey W	57 PNA	1:12.00
1 Quigley, Jeff	55 DAMM	1:10.00
2 Kahn, Stuart L	59 DAM	1:09.15
3 Larson, Allen J	59 OREG	1:09.10
4 Lowry, Mo C	55 NEBR	1:08.00
5 Carvotta, Tom	57 ADMS	1:08.25
6 Stevens, Craig W	59 1776	1:09.11
7 Anderson, Mark J	59 IM	1:09.82
8 Bower, Norman F	59 IAMA	1:10.20
9 Kraemer, John G	59 NEBR	1:12.96

Heat 12 of 40 Finals

0 Zubrod, Stephen C	58 NEBR	1:07.70
1 Hughes, John S	59 CMS	1:07.00
2 Hale, Dave	57 SRM	1:06.00
3 Garlock, Jimm W	56 SYSM	1:05.48
4 Pospisil, Ronald R	55 PAFC	1:04.25
5 Trinkis, Steve R	55 FAST	1:05.25
6 Peyton, Mike W	57 OREG	1:05.56
7 Kristek, Tom	55 NITR	1:06.72
8 Patterson, Tim K	55 NEBR	1:07.11
9 Sylvester, John E	55 SYSM	1:08.00

Heat 13 of 40 Finals

0 Williams, Bruce F	59 RICE	1:04.10
1 Marshall, D Scot	56 WMST	1:03.50
2 Schenstrom, Warren	55 SRM	1:02.76
3 Fochios, Dean T	58 WMAC	1:02.40
4 Waterbury, Stuart S	59 CMS	1:00.86
5 Szirmai, Alex	55 RMSC	1:01.00
6 Dodson, Phil L	59 IM	1:02.41
7 Welchlin, Bob	55 MOVY	1:03.02
8 Hurry, Gary	59 SWAT	1:03.50
9 Blumenthal, Jeffrey S	58 IM	1:04.15

Heat 14 of 40 Finals

0 Martin, Doug	59 ARKM	1:00.00
1 Blatt, Michael J	57 VCM	59.83
2 McCabe, Thomas J	55 IM	59.70
3 Groselle, Jack R	58 SYSM	57.54
4 Carter, Paul V	55 TOC	56.00
5 Bugg, Bob	55 GAJA	57.53
6 Taylor, Chip	55 CTMS	59.34
7 Klein, Jonathan E	55 NCMS	59.80
8 Parker, Roger	59 YHFM	1:00.00
9 Supple, Robert C	58 CAQM	1:00.50

Heat 15 of 40 Finals

0 McKamy, Michael F	50 NEBR	1:18.00
1 Traynor, John	53 IM	1:12.00
2 Tininenko, Brent M	51 ARKM	1:10.09
3 Matz, Michael S	51 PAFC	1:09.21
4 Smits, Ted V	51 NEBR	1:08.50
5 Kelson, Aaron R	52 NORT	1:08.75
6 Thompson, Reese E	53 MOVY	1:09.42
7 Gitter, Joseph G	53 UNAT	1:12.00
8 O'Connell, Kevin A	53 NEBR	1:17.00
9 McCarthy, Shaun	52 PCAT	1:19.86

Heat 16 of 40 Finals

0 Cattles, Steve	53 CMS	1:07.97
1 Wren, Mark B	54 OREG	1:07.90
2 Godoy, Francisco J	54 WMST	1:07.70
3 Valley, Eric	51 PNA	1:07.00
4 Reen, Anthony F	51 TNYA	1:07.00
5 Reed, Chuck	52 NEBR	1:07.00
6 Agathon, John C	53 WMST	1:07.31
7 Stolshek, Bradley S	51 CVMM	1:07.80
8 Mc Neil, Porter	53 IM	1:07.90
9 Yamamoto, Eddie	52 SWOM	1:08.00

Heat 17 of 40 Finals

0 Morozin, Joseph H	52 PAFC	1:06.88
1 Harding, Brinker	51 NEBR	1:06.54
2 Schwietz, Mark B	53 PHX	1:05.99
3 Albright, Philip W	52 MVN	1:05.56
4 Boileau, Mike	51 CMS	1:04.87
5 Mitchell, Robert W	54 FMT	1:05.49
6 Boone, Lou	51 OREG	1:05.90
7 Leonard, Jeffrey D	52 MOVY	1:06.00
8 Leier, Brian	54 MMAC	1:06.55
9 Orwick, David	53 MOVY	1:06.90

Heat 18 of 40 Finals

0 McCarthy, Patrick J	53 GAJA	1:04.40
1 Hugo, John M	52 LTMN	1:04.00
2 Sappey, Andrew D	52 CMS	1:03.40
3 Holmes, Robert C	50 SKY	1:03.00
4 White, Steve G	52 WMST	1:02.76
5 Robertson, Scott A	53 NEBR	1:02.91
6 Richey, Steven C	52 MOST	1:03.17
7 Sheaves, Mike	54 UNAT	1:03.76
8 Pfaltzgraft, Mark	51 WMAC	1:04.00
9 Wells, Dave	53 NEBR	1:04.80

Heat 19 of 40 Finals

0 Hagen, Dean	50 ARIZ	1:01.70
1 Marshall, Dirk H	50 STFF	1:01.00
2 Stultz, Todd W	52 SYSM	1:00.38
3 Loftis, Mark	52 REDT	59.89
4 Wood, Steve	52 BLU	55.58
5 Beattie, John R	51 BLU	59.23
6 Sherman, Bill	54 MOVY	59.97
7 Riley, John J	52 MOVY	1:01.00
8 Mc Cracken, Bill	51 TVM	1:01.29
9 Wall, Chris L	50 SCAQ	1:02.57

Heat 20 of 40 Finals

0 Sloup, Chuck J	49 NEBR	1:24.48
1 Wiegand, Joseph B	49 NEBR	1:14.00
2 Doyle, Michael B	48 PCAT	1:10.11
3 Bucklin, Jon P	48 NEBR	1:09.60
4 Erickson, Tom A	46 DKTA	1:08.00
5 Vieira, Scott D	47 CMS	1:08.59
6 Frisbie, Adam	48 NEBR	1:10.00
7 Ryan, Steve P	48 NEBR	1:10.30
8 Ehrhorn, Kristian J	46 NEBR	1:15.00

Heat 21 of 40 Finals

0 Holland, Thomas D	49 NEBR	1:06.78
1 Peterson, Paul A	46 SYSM	1:06.25
2 Edge, Jonathan A	46 SCMC	1:05.41
3 Boosin, Michael J	46 SCAQ	1:04.70
4 Gale, Andrew J	46 MOST	1:03.20
5 Green, Bob E	47 MOVY	1:04.00
6 Recker, Robert L	46 NEBR	1:05.00
7 Gross, Kelly	46 LVM	1:05.86
8 Perry, Lyndon	49 MOVY	1:06.70
9 Prey, Ken L	46 NEBR	1:07.44

Heat 22 of 40 Finals

0 Mayall, Randy S	46 NIAG	1:03.00
1 Malone, Kenneth G	48 YHFM	1:02.57
2 Pushka, Dave	49 IM	1:02.20
3 Le Vasseur, Andrew P	49 CMS	1:02.00
4 Condon, Doug	49 TVM	1:01.84
5 Divis, Gregory C	49 NEBR	1:02.00
6 Jones, Kenton R	45 SDSM	1:02.01
7 Hartford, Doug S	49 MSBC	1:02.30
8 Phelps, Brian R	48 CMS	1:03.00
9 DuBay, John	48 UNAT	1:03.10

Heat 23 of 40 Finals

0 Young, Robert	48 IM	1:01.12
1 Turner, Randall B	47 PMST	1:00.00
2 Smith, Stephen M	46 SAC	59.27
3 Bockius, Ted C	46 UNAT	58.87
4 Bailey, Jeff M	45 MICH	58.00
5 Vazhenin, Igor V	48 AWJ	58.48
6 Jimenez, Carlos A	48 RICE	59.21
7 Stecher, Rick	47 SKY	59.68
8 Clear, Kirk W	45 VMST	1:00.90
9 Jordan, Jim R	47 FINS	1:01.65

2012 Marriott USMS Summer Nationals
CenturyLink Center Omaha
Meet Program - Saturday, July 7, 2012

Heat 24 (#20 Men 100 LC Meter Freestyle)

0	Bennett, Dennis	46 UNAT	57.72
1	Mehok, George K	45 SYSM	57.69
2	Rasmussen, Anders M	49 TXLA	57.49
3	Nieuwenhuis, Mark	46 SFTL	56.00
4	Davis, Ross C	46 WMST	55.52
5	Irvin, Mike	45 NEBR	56.00
6	Decker, Nicholas W	45 CAQM	57.40
7	Langham, Jimmy T	47 PCAT	57.50
8	Tatterson, Bryan R	48 SFTL	57.71
9	Fulbeck, Kip	47 WMAC	58.00

Heat 25 of 40 Finals

2	Anderson, Corey S	38 NEBR	1:24.00
3	Hodges, Jeff W	37 PMST	1:15.15
4	Sorenson, Tom C	39 MVN	1:17.50
5	Uberti, Mariano G	39 NEBR	1:30.00
6	Loeffler, Kurt	42 UNAT	1:46.00

Heat 26 of 40 Finals

0	Dubrick, Jon S	44 ROSE	1:19.54
1	Ferreira, Pedro M	43 RAY	1:16.26
2	Baltes, Paul	41 NEBR	1:10.00
3	Pohnert, Steven C	42 RMST	1:07.87
4	Carlson, John	41 RMST	1:06.66
5	Cusack, Clif	43 CMS	1:07.29
6	Wachendorf, Mark J	44 UNAT	1:09.00
7	Lee, Peter S	42 NCYM	1:11.68
8	Lopez, Alex	41 NTEX	1:17.72
9	Irwin, Eric A	42 NEBR	1:29.09

Heat 27 of 40 Finals

0	Holmes, Todd	43 CMS	1:04.91
1	Ellis, Andrew F	44 TERR	1:04.60
2	Vetter, Stefan	43 RRCC	1:04.22
3	Castleton, Tom	41 ROSE	1:04.14
4	Gilmore, Robert D	42 PNA	1:04.00
5	Nance, Chad A	40 O*H*	1:04.10
6	Smolyar, Albert	44 SKY	1:04.20
7	Jaworski, Chip	42 SKY	1:04.50
8	Magnusson, Brent	41 MOVY	1:04.90
9	Murphy, Brady C	43 NEBR	1:06.05

Heat 28 of 40 Finals

0	Meridith, Benson B	43 NEBR	1:03.97
1	Seibold, Trey R	44 MWA	1:03.45
2	Hanel, David M	41 TMPO	1:02.63
3	Stephens, Ryan K	41 INDY	1:02.00
4	Ripken, Bryan	40 MINN	1:01.41
5	Rosinski, Thomas J	42 CMS	1:02.00
6	Kooy, Jan F	40 UNAT	1:02.25
7	Bertran, Lawrence O	44 DOM	1:03.31
8	Knox, Kevin	41 AKMS	1:03.62
9	Butler, Owen D	40 NEBR	1:04.00

Heat 29 of 40 Finals

0	Lage, Terry L	44 SFTL	1:01.04
1	Fernandez, Gaston J	42 DOM	1:01.00
2	Kovach, Brandon C	41 MOVY	1:00.73
3	Maluf, Juan C	40 DOM	1:00.01
4	Nilsen, David B	44 PHX	59.97
5	Reynolds, Troy W	41 MOVY	1:00.00
6	Doane, Michael P	42 TERR	1:00.11
7	Gentile, Gregory A	40 TPIT	1:01.00
8	Holcomb, Barry R	43 MOVY	1:01.02
9	Shephard, Scott R	40 IAMA	1:01.24

Heat 30 of 40 Finals

0	Sheldon, Paul	42 UNAT	58.72
1	Barr, J B	44 NEBR	57.89
2	Rees, Greg	43 SVY	57.75
3	Tiltmann, Laren A	42 WMAC	55.50
4	Davis, Josh	40 MOST	53.50
5	Ross, Michael S	44 MESC	53.99
6	Farrell, Andrew J	42 SFTL	56.55
7	Huggins, Dale R	40 TXLA	57.78
8	Power, Michael L	44 WMAC	58.57
9	White, James H	42 BSLM	59.09

Heat 31 of 40 Finals

0	Wienk, Cody L	39 NEBR	1:08.46
1	Bowcott, Sydney J	35 NEBR	1:06.12
2	Donner, Jason C	38 IAMA	1:05.09
3	Pardo, Robert R	39 SFTL	1:03.18
4	Edwards, Dan	39 CMS	1:01.15
5	Osterberg, Rick	38 NEM	1:02.93
6	Itriago, Hilario	39 GOLD	1:03.52
7	Velez, Rafael A	38 DOM	1:05.50
8	Miller, Matt D	35 OREG	1:07.17
9	O'Dell, Richard S	35 MOVY	1:12.44

Heat 32 of 40 Finals

0	Bookwalter, George	35 DOC	1:00.00
1	Kratky, Bryan D	39 NEBR	59.92
2	Rice, Kenneth A	38 PNA	59.10
3	White, John J	35 SFTL	58.50
4	Niemann, Tom	38 NEBR	58.00
5	Mangano, Matthew A	35 SWOM	58.37
6	Counts, Glenn M	35 LVM	58.67
7	Glass, Mark W	38 WMST	59.54
8	Mieses, Franklin M	38 DOM	59.95
9	Nakahodo, Sidney	37 NCYM	1:01.00

Heat 33 of 40 Finals

0	McWhorter, Michael C	39 TOC	58.00
1	Moyle, Greg D	36 IAMA	57.57
2	Christoffel, Ben J	36 INDY	56.28
3	Eisenhuth, Matthew S	38 CMS	55.50
4	Jacobson, Brian L	39 MINN	54.51
5	Comings, Jeff P	38 PHX	55.00
6	Tiozzo, Eduard	39 SFTL	56.00
7	Stich, Darryl J	37 WMAC	56.53
8	Ullom, Michael J	36 SWOM	57.88
9	Hasbach, Christian	38 FHAM	58.00

Heat 34 of 40 Finals

0	Thornham, Chris J	31 LVM	1:05.23
1	Krell, David	34 CMS	1:03.80
2	Childers, Casey	34 SFTL	1:03.46
3	Tolman, Fred	30 UNAT	1:01.41
4	Strahota, Jeffrey R	32 TERR	1:00.81
5	Bergstedt, Brent M	32 CMS	1:00.87
6	Heusinkvelt, Mitchell D	30 NEBR	1:02.17
7	Sumner, Dustin W	34 PHX	1:03.50
8	Oo, Aung Sann	31 ARIZ	1:03.98
9	Olhoft, Jared	30 MINN	1:06.52

Heat 35 of 40 Finals

0	McCullough, Eric M	33 MOVY	59.10
1	Kendig, Jamie M	32 SYSM	58.78
2	Ponce, Jose A	30 PHX	57.91
3	Gaines, Billy	31 LVM	54.86
4	Doak, Kevin	31 MICH	53.23
5	Conway, Adam M	34 TVM	54.64
6	McKee, Chris	33 TXLA	56.40
7	Ito, Daisuke	32 SCAQ	58.50
8	Zhai, Eric	31 BCTM	58.90
9	Marshall, Gary N	30 TOC	1:00.01

Heat 36 of 40 Finals

0	Sanchez, Ralph	22 ROSE	1:15.73
1	Miller, Douglas A	24 GRIN	1:04.00
2	Abarca, Wainer A	23 ABN	1:03.71
3	Lawton, Chad D	23 NEBR	1:03.35
4	Martin, Adam E	21 WMSC	1:02.00
5	Lebbert, Riley J	23 NEBR	1:03.50
6	Miess, David	23 ROSE	1:03.74
7	Martin, Thomas A	20 CMS	1:05.42
8	Miller, Elliot A	29 NEM	1:06.63
9	Peterson, Matland	28 PMST	1:19.55

Heat 37 of 40 Finals

0	Barta, Nick R	28 CMS	1:03.21
1	Falkner, Timothy A	27 PMST	1:01.27
2	Perrott, Bryan	27 UNAT	1:00.65
3	Ragland, John C	25 OKMS	58.93
4	Hiskey, Justin R	28 MARY	58.52
5	Lehmann, Karl M	27 SMS	58.75
6	Shiosaki, Daniel T	28 RICE	1:00.00
7	Ko, Scott Y	29 ROSE	1:00.71
8	Hutchison, Ian M	26 MOVY	1:01.87
9	Nydegger, Bryan C	25 CMS	1:03.70

Heat 38 of 40 Finals

0	Conroy, Chris	27 PNA	57.50
1	Gullett, Jeffrey D	29 CMS	56.00
2	Stroh, Christopher M	25 SCMC	55.97
3	Cunnick, Charles W	26 IM	53.74
4	Dorr, John W	29 TOC	52.48
5	DeBerry, Tyler	28 ARIZ	53.36
6	Taylor, Dylan	25 PHX	55.04
7	Yung, Cejil J	27 PNA	56.00
8	Wilson, Jacob N	29 WMST	57.10
9	Webb, Cameron	26 ART	57.90

2012 Marriott USMS Summer Nationals
CenturyLink Center Omaha
Meet Program - Saturday, July 7, 2012

Heat 39 (#20 Men 100 LC Meter Freestyle)		
0	Anderson, Travis W	24 PHX 1:00.73
1	Dwyer, Jesse D	20 LVM 1:00.10
2	Phelps, Michael R	24 CMS 59.50
3	Pettibone, Phillip	21 CMS 59.42
4	Andrade, Vicente E	24 SFTL 58.77
5	Nemick, Gregory W	24 CMS 59.22
6	Jackwin, Eric L	23 GOLD 59.45
7	Amos, Eddie B	20 CMS 59.88
8	Sharman, Jared C	24 NEBR 1:00.12
9	Erbsen, Jeremy L	22 UNAT 1:02.00
Heat 40 of 40 Finals		
0	Cahalan, Andrew J	24 UNAT 57.50
1	Hamilton, Nathan P	18 CMS 57.20
2	Armstrong, Patrick R	21 CMS 56.49
3	Beeman, Daniel P	19 NEBR 55.87
4	Taylor, Jonathan B	24 TOC 54.50
5	Malasky, Martin E	24 TOC 55.50
6	Fisk, Jared M	20 SAWS 56.33
7	Bower, Kenny G	24 TOC 56.60
8	Nadler, Brian C	23 CVMM 57.41
9	Murphy, Douglas E	21 UNAT 58.53

2012 Marriott USMS Summer Nationals
CenturyLink Center Omaha
Psych Sheet - Saturday, July 7, 2012

#21 Women 200 LC Meter Breaststroke

Name	Age	Athlete	Seed Time
1 Clapp, Marissa L	25	WMST	2:37.32
2 O'Leary, Britta	28	AWJ	2:43.00
3 Hunter, Erin J	26	SDSM	2:53.12
4 Legaspi, Kelly A	41	SFTL	2:53.88
5 Koch Davis, Laura K	36	WMST	2:55.99
6 Tourigny, Brittany N	29	PNA	2:57.14
7 Bergfield, Alana N	25	WMST	2:57.21
8 Bailey, Lauren T	19	CMS	2:57.83
9 Day, Nadine K	42	DANY	2:59.56
10 Myers, Danielle E	28	VMST	2:59.65
11 Tomac, Jayna M	40	OREG	3:03.20
12 Payano, Cynthia M	37	DOM	3:03.36
13 Martinez Borobio, Esther	30	NEM	3:05.00
14 Capizzi, Stefanie	25	ROSE	3:05.71
15 Ksiazek, Kendra	31	SDSM	3:06.01
16 Carlson, Jennifer M	33	RMST	3:07.19
17 Lambert, Megan	20	CTSM	3:07.94
18 Kelsall, Rosemary	50	MSBC	3:08.00
19 Good, Tricia	41	CMS	3:08.93
20 Iseppi, Esther	54	AMT	3:09.00
21 Connolly, Molly E	30	NEBR	3:09.00
22 Estel, Beth A	56	NEM	3:09.50
23 Dodd, Kara	20	BRS	3:09.56
24 Bennett, Ellen K	49	SYSM	3:10.70
25 Wilber, Dara	52	SMRT	3:11.34
26 Dawson-Cook, Susan E	49	ARIZ	3:11.36
27 Kaseman, Ann E	40	NEBR	3:12.14
28 Phelps, Melissa S	22	CMS	3:13.00
29 Massey, Melissa K	31	RAY	3:13.97
30 Simmons, Cheryl A	45	ROSE	3:14.30
31 Framke, Erin C	39	CMS	3:14.61
32 Burke, Colleen R	27	LVM	3:15.73
33 Bowen, Kris	50	INDY	3:15.80
34 Stiles, Jasmine	46	SDSM	3:15.80
35 Froehlich, Kathryn	50	IM	3:16.89
36 Walker, Sarah E	28	CMS	3:17.23
37 Mann, Melinda J	56	WMAC	3:17.56
38 Sorenson, T	46	MVN	3:18.33
39 Groselle, Laura L	52	SYSM	3:19.47
40 Greedy, Lisa G	48	PCAT	3:19.67
41 Davenport, Mary E	52	IAMA	3:19.76
42 Collett, Tracy	42	GAJA	3:20.00
43 Lastfogel, Laura L	30	SFTL	3:20.20
44 Tracy, Robin C	48	DKTA	3:20.45
45 Burke, Barbara B	51	1776	3:21.15
46 Penney, Debra S	55	UTAH	3:22.00
47 Schick, Lori A	49	SFTL	3:25.36
48 Kramer, Stephanie	38	NOVA	3:26.58
49 Gettelfinger, Cheryl M	55	INDY	3:26.80
50 Bruce, Robin C	27	PNA	3:26.96
51 Kupan, Cheryl A	48	MESC	3:28.00
52 Dinkins, Catherine	23	NEBR	3:28.00
53 Hamel, Laura	48	SYSM	3:29.17
54 Schaal, Shlomit	42	SKY	3:29.57
55 Cutter, Elizabeth V	60	MINN	3:30.00
56 Rees, Karla E	40	MVM	3:30.00
57 Caswell, MJ	51	OREG	3:30.00
58 Murphy, Siobhan C	26	SFTL	3:30.88

59 Kaminski-Doloto, Megan K	29	NEBR	3:32.20
60 Postma, Terri	43	UNAT	3:32.40
61 Beck, Pam	55	O*H*	3:32.81
62 Greene, Dana M	43	NCMS	3:32.96
63 Lin, Helen	28	NEM	3:33.34
64 Gremminger, Karen M	46	WMAC	3:34.08
65 Barry, Robin B	45	LVM	3:34.28
66 Schwan, Bernadette	38	MOVY	3:34.75
67 Stutz, Kathleen J	30	TPIT	3:35.40
68 Petersen, Stephanie O	50	SLAM	3:35.70
69 Criscione, Anicia	39	OREG	3:35.87
70 Welker, Susan B	50	IM	3:36.03
71 Hummel, Barbara R	60	NEM	3:37.66
72 Bierwert, Karen	60	NEM	3:39.64
73 Ingraham, Lynn	52	NEBR	3:39.80
74 Andrade, Julie A	51	OREG	3:39.88
75 Del Greco, Jane B	56	IM	3:40.69
76 Washburn, Michelle	38	MOVY	3:41.99
77 Alton, Dale	55	GAJA	3:42.00
78 Hurst, Joan E	48	MOVY	3:43.00
79 Barnea, Daniela	68	MOST	3:45.20
80 Harrington, Sue	55	OREG	3:46.00
81 Johnson, Janet S	58	PNA	3:47.22
82 Morton, Andrea N	50	WMST	3:47.55
83 Leilich, Joann	73	WMST	3:48.00
84 Rosenblat, Daniela	37	SFTL	3:49.76
85 Zambon, Marjon	66	OMSC	3:50.00
86 Feather, Shawn M	51	AGM	3:54.94
87 Veater, Betty B	66	GAJA	3:55.00
88 McClure, Pam	49	RAY	3:55.16
89 Cambra-Brungard, Jeanne	60	LOM	3:55.35
90 Smith, Melinda J	60	O*H*	3:56.26
91 Webb, Linda	67	SFTL	3:58.06
92 Brooks, Catherine	64	AKMS	3:59.42
93 Baldwin, Patricia A	57	SKY	4:01.67
94 Dean, Melissa A	49	SWIA	4:02.00
95 Lindsey, Connie	60	MOST	4:03.60
96 Holloway, Colleen J	59	MOST	4:05.00
97 Royal, Abby L	36	ROSE	4:12.28
98 McDaniel, Georgia	66	IM	4:14.00
99 Schueckler, Leslie P	57	BSM	4:18.00
100 Gillies, Judy L	64	ARIZ	4:19.16
101 Grady, Marci A	54	SFTL	4:27.39
102 Smath, Meg	56	SKY	4:29.50
103 Johns, Margaret S	58	NEM	4:30.00
104 Sachs, Janet G	75	CMS	4:38.79
105 Matysek, Anna Lea	51	SYSM	4:42.50
106 Rosenbaum, Barbara I	71	GSM	4:50.00
107 Dietz, Flo C	77	IAMA	4:51.70
108 Myer, Cynthia J	59	IMSC	4:55.00
109 Arnold, Patricia F	73	SMS	4:56.18
110 Nolan, Maureen	66	IM	4:57.69
111 Hannam, Karen I	72	DCM	5:11.23
112 Varty, Eulah M	78	CMSC	5:28.13
113 Stevens, Ann B	79	IM	5:40.00
114 Fisher, Jane	76	GSM	5:44.18
115 Goggin, Georgia	83	MOST	5:55.19
116 Campbell, Joan K	82	FACT	6:20.76

#22 Men 200 LC Meter Breaststroke

Name	Age	Athlete	Seed Time
1 West, Steve T	40	NOVA	2:20.34
2 Marshall, Gary N	30	TOC	2:24.17
3 Deery, Kyle B	28	SYSM	2:25.93
4 Jiracek, Jakub	33	UNAT	2:28.00
5 Yung, Cejih J	27	PNA	2:28.48
6 Peterson, David A	27	NEBR	2:29.09
7 Martinez Quintanilla, Jordi	31	NEM	2:29.50
8 Dorr, John W	29	TOC	2:31.20
9 Butcher, Rob	40	SYSM	2:32.00
10 Mason, Michael	38	ROSE	2:33.29
11 Solano, Abraham E	43	SKY	2:34.00
12 Bates, Curren	22	SCMC	2:35.83
13 Guthrie, David M	52	TXLA	2:36.85
14 Doherty, Kevin J	39	CMS	2:38.00
15 Rezek, Tony	40	MOVY	2:39.37
16 Livingston, Terry	45	BLU	2:40.00
17 Heber, Scott	46	DAMM	2:40.00
18 El Dokor, Tarek A	37	PHX	2:40.00
19 Conroy, Chris	27	PNA	2:40.00
20 Kohll, David G	49	NEBR	2:40.60
21 Stephens, Ryan K	41	INDY	2:43.00
22 Corcho, Rodrigo A	33	SFTL	2:43.31
23 Reuter, Adam K	38	PAFC	2:44.06
24 Scott, Greg C	53	CMS	2:45.00
25 Doherty, Todd S	41	PNA	2:45.59
26 Holland, David A	54	WMAC	2:46.50
27 Colella, Rick	61	PNA	2:46.93
28 Allender, Patrick	54	OREG	2:47.41
29 Bonarelli, Pier P	36	DOM	2:47.50
30 Wood, Nick	24	OREG	2:47.52
31 Huggins, Dale R	40	TXLA	2:48.76
32 Waud, Timothy P	45	OREG	2:49.20
33 Figueroa, Roberto	45	CSLA	2:49.60
34 Nguyen, Bao	33	MOVY	2:50.21
35 Waterbury, Stuart S	59	CMS	2:50.29
36 Stark, Allen L	63	OREG	2:50.44
37 Wright, Robert W	62	MOVY	2:51.07
38 Stier, Scott J	43	SYSM	2:51.31
39 Thompson, Anthony G	48	MOVY	2:52.05
40 Fiser, Graeme A	46	SFTL	2:52.59
41 Matysek, Jim	53	SYSM	2:53.40
42 Ganiyev, Doston	25	CMS	2:53.85
43 Durieux, Chad A	33	ROSE	2:54.92
44 Tuchler, David	54	IM	2:55.00
45 Jugend, Celso	58	SYSM	2:55.00
46 Louie, Jamie	55	CMS	2:55.10
47 Vargas, Daniel	52	ARIZ	2:55.50
48 Mench, Edward H	46	SYSM	2:56.00
49 Blanco, Alonso O	38	MOST	2:56.09
50 Jones, Kenton R	45	SDSM	2:56.49
51 Lucero, Michael D	42	ROSE	2:56.89
52 Zhai, Eric	31	BCTM	2:58.00
53 Pepe, Marshall	48	SYSM	2:58.32
54 Biles, James B	51	WMAC	2:58.54
55 Edge, Jonathan A	46	SCMC	2:58.72
56 Schmitz, Robert L	60	NCMS	2:59.25
57 Cornish, K C	56	IAMA	2:59.49
58 Cole, Andrew J	49	GOLD	2:59.50

**2012 Marriott USMS Summer Nationals
CenturyLink Center Omaha
Psych Sheet - Saturday, July 7, 2012**

#22 ... (Men 200 LC Meter Breaststroke)							
59	Strand, Robert	66 ROSE	3:00.00	118	McKenna, Clancy	61 DAMM	3:25.00
60	Jaworski, Chip	42 SKY	3:00.00	119	Andersen, Peter	69 SDSM	3:25.00
61	Walker, Rick B	62 SYSM	3:00.13	120	Loewe, Raymond D	70 UNAT	3:25.12
62	Hillman, Allen F	45 SYSM	3:00.55	121	Fritts, Jack M	62 IAMA	3:26.66
63	Collins, Michael D	46 NOVA	3:00.58	122	Cole, Henry E	68 COLU	3:27.47
64	Holmberg, Tom	54 IM	3:00.73	123	Divo, Elias B	46 WMST	3:28.15
65	Blatt, Michael J	57 VCM	3:00.94	124	Van Nort, Steven	61 LAPS	3:29.33
66	Saxton, Carleton S	43 IM	3:01.00	125	DiBiase, Patrick J	57 NEBR	3:30.00
67	Edwards, Andy	48 IAMA	3:01.59	126	Cody, Frank J	72 MICH	3:30.04
68	Thiry, Michael A	37 IM	3:01.70	127	Washburne, Brent C	51 OREG	3:31.60
69	Falkner, Timothy A	27 PMST	3:01.78	128	Rollins, Bruce W	63 WMST	3:32.18
70	Dawson, Thomas	46 WMST	3:02.12	129	McLinden, Stephen K	57 UNAT	3:32.98
71	Gould, Tom A	47 CMS	3:02.30	130	Roski, Richard A	63 MWA	3:33.59
72	Baird, Jeff A	53 PHX	3:02.34	131	List, Robert W	67 GSMS	3:37.11
73	Morales, John R	54 SRM	3:02.87	132	Fulljames, Rick C	61 LVM	3:38.00
74	Jelen, Doug	39 PNA	3:03.36	133	Arnold, Clifford N	59 VMST	3:39.51
75	Kadi, Mike	48 MVM	3:04.19	134	Reid, Joe	64 GAJA	3:39.79
76	Condon, Doug	49 TVM	3:04.19	135	Cowing, John M	63 MICH	3:45.00
77	Sherman, Bill	54 MOVY	3:04.40	136	Fuenmayor, Jose	68 UNAT	3:45.33
78	Clemmons, Jim	62 MAM	3:04.50	137	Galletly, Sandy	70 VMST	3:47.60
79	Divis, Gregory C	49 NEBR	3:05.00	138	Bernstein, Richard F	66 AGUA	3:48.00
80	Powers, Matt G	66 TULS	3:05.00	139	Chadsey, William L	70 RMST	3:50.00
81	Haberek, Cork	55 SKY	3:05.70	140	Pohlmann, John T	69 SLAM	3:50.26
82	Cambias, Rob J	44 SMS	3:05.88	141	Larson, Allen J	59 OREG	3:53.03
83	Nguyen, Son	33 MESC	3:06.43	142	Burgess, Thom	70 CMS	3:56.50
84	Westphal, Kent B	56 IM	3:07.00	143	Schwenker, Pete	64 CMS	3:59.12
85	Hartford, Doug S	49 MSBC	3:08.05	144	Fasbender, Barry A	75 STAN	4:01.75
86	Velez, Rafael A	38 DOM	3:08.95	145	Good, Larry A	78 SLAM	4:05.65
87	Chang, Tinjin P	43 NEBR	3:09.00	146	Hoppe, Frederick J	85 SDSM	4:14.96
88	Richey, Steven C	52 MOST	3:09.75	147	Wendel, Hans D	76 MESC	4:17.63
89	Lage, Terry L	44 SFTL	3:09.86	148	Jones, William I	75 MESC	4:19.80
90	Wendt, George F	65 IM	3:10.00	149	Easterla, David A	74 MOVY	4:29.06
91	Collins, Russell S	40 NEBR	3:10.00	150	Glasrud, Donald H	70 FGST	4:33.00
92	Haden, Keith	51 SSMS	3:10.50	151	Woods, Albert H	83 GAJA	4:33.02
93	Olhoft, Jared	30 MINN	3:11.56	152	Maine, Thomas O	87 SLAM	4:47.61
94	Wilson, Todd	48 SRM	3:11.65	153	Cave, William J	62 WMST	4:55.32
95	Noble, Dave N	69 MOVY	3:11.70	154	Quinn, Patrick J	81 ADMS	5:56.06
96	Mc Ginley, Patrick B	49 ROSE	3:11.72	155	Furman, Joseph E	80 MINN	7:45.90
97	Jones, Philip W	44 AGM	3:11.93				
98	Drake, Bruce	50 NEBR	3:12.00				
99	Finn, Peter R	58 DOC	3:12.33				
100	Prince, Patrick W	50 NEBR	3:13.00				
101	Jensen, Brian R	36 CMS	3:13.01				
102	Peterson, Steven B	66 PNA	3:14.50				
103	Freshley, Mike R	71 SDSM	3:15.57				
104	Miess, David	23 ROSE	3:17.76				
105	Armstrong, Jeff J	48 MINN	3:17.88				
106	Woodruff, David L	56 DAM	3:17.98				
107	Segura, Alonso AL	46 ABN	3:18.50				
108	Adams, Daniel P	56 WH2O	3:18.59				
109	Bohan, Richard P	61 BERK	3:20.00				
110	Miller, Douglas K	66 INDY	3:20.00				
111	Bauer, Craig J	60 INDY	3:20.90				
112	Reed, Ed	69 CTMS	3:21.12				
113	Boulding, Paul	61 BBSS	3:22.00				
114	Gemmill, Dave G	65 PHX	3:22.00				
115	Carney, Kent	65 CMS	3:22.50				
116	Krismanits, Gene H	57 IM	3:23.95				
117	Morris, Stephen L	61 PCAT	3:23.96				

2012 Marriott USMS Summer Nationals
CenturyLink Center Omaha
Meet Program - Saturday, July 7, 2012

#23 Women 50 LC Meter Backstroke

Sponsor: P2Life

Lane	Name	Age	Athlete	Seed	Time
Heat 1 of 18 Finals					
3	Lorenzi, Betty S	85	FACT		52.71
4	Yoder, Margie E	60	CMS		1:05.00
5	Fasbender, Alice J	74	SMM		1:17.00
Heat 2 of 18 Finals					
0	Stevens, Ann B	79	IM		1:08.00
1	Sachs, Janet G	75	CMS		1:03.89
2	Dietz, Flo C	77	IAMA		59.15
3	Kennedy, Judy A	75	NEBR		55.00
4	Coakley, Marian W	75	NEM		54.13
5	Whitehead, Dorothy A	77	IAMA		55.20
6	Harkreader, Patricia C	76	NEBR		1:01.00
7	Henderson, Martha J	76	FACT		1:03.95
9	Goggin, Georgia	83	MOST		1:12.09
Heat 3 of 18 Finals					
0	Echeverria, Carmen I	72	MWA		1:00.03
1	Leilich, Joann	73	WMST		57.00
2	Jebe, Margit H	74	T2NM		49.50
3	Schreiner, Beth	71	VMST		47.82
4	Ward, Joy	70	OREG		42.72
5	Frid, Barbara	70	OREG		46.50
6	Clifford, Gynt	74	MOST		49.28
7	Shockro, Ellen K	70	UNAT		56.12
8	Manheim, Lucy M	70	RMST		57.20
9	Arnold, Patricia F	73	SMS		1:01.31
Heat 4 of 18 Finals					
0	Carlson, Bobbie C	67	NEBR		2:10.00
1	Hashimoto, Christine L	65	CMS		50.20
2	Rousseau, Sandi	65	OREG		48.00
3	Pohlmann, Mary M	67	SLAM		46.33
4	Ventura Visbal, Rosa V	65	SFTL		47.60
5	Larsen, Barbara (Babs) H	65	MINN		50.00
6	Stenglein, Sandra	69	NEBR		1:30.00
7	Sample, Betty	64	NEBR		55.00
8	Speer, Pam	61	ARIZ		54.78
Heat 5 of 18 Finals					
0	Stark, Carol R	64	OREG		49.99
1	Casey, Kathrine J	64	PNA		49.61
2	Hummel, Barbara R	60	NEM		45.32
3	Lyman, Carolyn B	62	UTAH		42.82
4	Val, Laura B	61	TAM		35.00
5	Preissler, Stella	63	PNA		42.76
6	McBride, Darcy A	61	NEBR		45.01
7	Williams, Dale B	60	SMS		48.21
8	Stengel, Alta F	62	SDSM		49.88
9	Felton, Anezka G	64	TOC		54.55
Heat 6 of 18 Finals					
1	Cook, Sally A	51	ROSE		53.40
2	Woodard, Alis Rojas	52	NCMS		46.71
3	Mueller, Edie J	52	PMST		51.59
4	Neal, Jeanie D	52	NEBR		55.00
5	Rogers, Darlene	57	LVM		1:03.00
6	Blatt, Cindy S	59	VCM		49.41
7	Delanois, Barbara	57	IM		49.90
8	Amelon, Mitzi C	49	MICH		1:13.00

Heat 7 of 18 Finals

0	Holloway, Colleen J	59	MOST		44.30
1	Watts, Sue N	58	1776		44.09
2	Christensen, Sue M	56	NEBR		42.96
3	Brault, Danielle	56	MSBC		42.24
4	Craffey, Joan P	59	AGUA		41.81
5	Kryka, Nancy	57	MINN		41.99
6	Glassman, Debbie A	59	PNA		42.80
7	Alton, Dale	55	GAJA		44.00
8	Wedaman, Karen P	59	VACA		44.19
9	Carpenter, Kelley C	55	SYSM		48.00

Heat 8 of 18 Finals

0	Early, Marilyn E	55	MICH		40.00
1	Hines, Mary Anne	55	WMST		39.50
2	Kirkpatrick-Reno, Nancy	57	CVMM		39.18
3	Guins, Ann H	59	O*H*		38.30
4	Andrus-Hughes, Karen	55	OREG		35.67
5	Blattner, Susan	55	MOVY		38.20
6	Estel, Beth A	56	NEM		38.75
7	Grilli, Tracy L	55	NEM		39.43
8	Jones, Beth	55	RIDG		39.62
9	Larson, Linda L	57	SFTL		41.36

Heat 9 of 18 Finals

0	Henderson, Kristin W	52	DAMM		45.70
1	Rembach, Nicole	51	CFSC		43.00
2	Thomas, Ann B	52	SFTL		41.50
3	Edgar, Barb L	50	NEBR		40.38
4	Kafka, Heidi	50	IM		39.50
5	Hajost, Cynthia M	52	RMST		40.00
6	Fedako, Cathy A	51	SYSM		40.81
7	Tomlinson-Macias, Melinda I	54	HMS		41.99
8	Boileau, Ute C	50	CMS		44.38
9	Davenport, Mary E	52	IAMA		46.00

Heat 10 of 18 Finals

0	Bowen, Kris	50	INDY		38.91
1	Doyle, Deanna	54	SYSM		38.00
2	Ballard, Barbara	53	HOPK		37.29
3	Brightwell, Kim M	52	RMST		35.38
4	Livingston, Leslie C	51	GMUP		32.55
5	Dahl, Lisa A	51	PNA		35.00
6	Hilger, Lisa N	53	ROSE		36.00
7	Sutherland, Erica	53	MPM		37.99
8	Goodman, Ann R	53	OREG		38.43
9	Najjar, Ellie S	51	CMS		39.00

Heat 11 of 18 Finals

0	Hamilton, Jamie S	47	SLAM		48.57
1	Moss, Regina	46	DAMM		45.00
2	Schwartz, Lisa	49	IM		42.62
3	Commons, Trisha M	48	MVN		41.00
4	Goldsmith, Dara	46	LVM		40.05
5	Hoover, Kim L	46	MOVY		40.35
6	Hagadorn, Heather	47	CMS		41.02
7	Nates, Kristin A	46	WMST		43.70
8	Schick, Lori A	49	SFTL		46.21
9	Lilly, Jane	47	UNAT		1:07.00

Heat 12 of 18 Finals

0	Hacker, Sara	48	IM		38.10
1	Westerman, Karen L	45	TMM		36.56
2	Wolff, Celia	46	NCMS		35.66
3	Sappey, Collette H	48	CMS		33.90
4	Reynolds, Ellen M	48	SAWS		32.53
5	Welting, Laureen K	47	TOC		33.50
6	Freund, Shelle	47	WMST		35.40
7	Vazquez, Maria E	47	GAJA		36.16
8	Harden, Shari	45	MOVY		36.72
9	Cleavenger, Becky	49	CVMM		39.79

Heat 13 of 18 Finals

0	Boodt, Heidi M	43	LVM		39.87
1	Smith, Karen	43	FACT		38.93
2	DeHaven, Kathleen	40	CMS		36.50
3	Decker, Teddy S	40	CAQM		35.19
4	Tejeda, Ana Y	41	DOM		33.54
5	Dalmasy-Laccetti, Ameriquin	44	DOM		35.00
6	Stewart, Ann K	42	GOLD		36.46
7	Novinski, Carole J	44	NEBR		37.00
8	Legaspi, Kelly A	41	SFTL		39.62
9	Ehringer, Susan M	44	SKY		43.85

Heat 14 of 18 Finals

0	Fellows, Hilary	35	MOVY		51.45
1	Criscione, Anicia	39	OREG		41.15
2	Kyff, Jennifer J	39	METR		40.97
3	Culjat, Janet M	36	NEBR		35.33
4	Guzman, Shanna L	36	TOC		33.90
5	Wetstone, Susan	39	PNA		35.00
6	Weiser, Sabine	38	WMST		36.45
7	Washburn, Michelle	38	MOVY		40.99
8	Gomez, Yaritza	35	MWA		41.15
9	Pawloski, Shannon C	20	MICH		45.00

Heat 15 of 18 Finals

0	Williams, Lauren J	31	NEBR		40.20
1	Lastfogel, Laura L	30	SFTL		39.40
2	Payne, Elizabeth E	30	NEBR		39.00
3	Goodwin, Amy	31	IM		38.80
4	King, Rebecca L	32	SMS		38.99
5	Jones, Rose	34	INDY		39.29
6	Howland, Heather	32	IM		39.68
7	Gifford, Heather A	26	SFTL		44.00
8	Murphy, Siobhan C	26	SFTL		39.68
9	Ferm, Rebecca A	25	MOVY		50.72

Heat 16 of 18 Finals

0	Stakem, Meredith A	31	DCAC		37.07
1	Watanabe, Naoko	30	TOC		35.47
2	Hlad, Becca	32	CMS		34.00
3	Hyman, Misty D	33	PHX		33.69
4	Inada, Noriko	34	PHX		31.00
5	Pansini Rose, Christina	32	NEM		32.88
6	Grover, Mollie K	31	TERR		33.98
7	Martin, Jennifer M	32	SFTL		34.55
8	Klein, Stephanie M	30	PMST		36.64
9	Schoenlank, Julie A	32	METR		37.48

2012 Marriott USMS Summer Nationals
CenturyLink Center Omaha
Meet Program - Saturday, July 7, 2012

Heat 17 (#23 Women 50 LC Meter Backstroke)

0	Wenzel, Katharine T	29 SFTL	39.07
1	Mabile, Christine E	25 SAWS	38.82
2	Tiedeman, Katie	29 PMST	36.12
3	Van Erden, Jayme K	27 RMST	34.70
4	Healy, Colleen	26 PNA	32.00
5	Clapp, Marissa L	25 WMST	34.00
6	Blocker, Vicki S	29 RICE	35.50
7	Tourigny, Brittany N	29 PNA	37.06
8	Grolle, Jamie V	29 LVM	39.00
9	Mollenhauer, Dianna L	27 MINN	39.58

Heat 18 of 18 Finals

0	Taylor, Whitney L	23 PHX	37.89
1	MacClain, Dakota D	21 CMS	35.54
2	Thayer, Emily	22 NEBR	33.00
3	Kosmalska, Anna M	19 UCLA	31.00
4	Terrell, Stephanie L	24 SFTL	31.00
5	Leonard, Marissa C	20 MOVY	31.00
6	Shockey, Kayla	18 UNAT	31.01
7	Griffin, Bethanie	23 NEBR	35.02
8	Dasini, Bavya	19 UNAT	37.73
9	Hopkins, Cait M	23 NEBR	38.82

#24 Men 50 LC Meter Backstroke

Sponsor: P2Life

Lane Name Age Athlete Seed Time

Heat 1 of 26 Finals

3	Roudebush, George M	87 PNA	1:09.32
4	Hutinger, Paul	88 FMM	56.00
5	Hoppe, Frederick J	85 SDSM	59.00
6	McKinley, Howard M	91 TOC	1:45.00

Heat 2 of 26 Finals

0	Quinn, Patrick J	81 ADMS	1:05.53
1	Raiborn, Louis M	81 MOST	47.11
2	Shechter, Stanley J	80 AGUA	45.30
3	Manheim, Frank T	82 RMST	46.90
4	Ellis, Richard	80 AGUA	59.50
5	Magee, Pete	75 MINN	45.50
6	McIntyre, David R	75 GOLD	39.72
7	Bailie, Bob	77 WMST	44.95
8	Coles, Bill	77 SDSM	49.38

Heat 3 of 26 Finals

1	Boak, Thomas D	69 WMST	43.50
2	Farmer, Michael W	65 ROSE	42.53
3	Campbell, John F	65 MVN	42.00
4	Lodwig, Keefe L	69 SYSM	42.00
5	Andreano, Vincent F	68 MWA	42.64
6	Maust, Max M	66 NEBR	53.62
7	Avery, John H	70 MM	52.88
8	Monahan, Richard S	71 METR	58.62

Heat 4 of 26 Finals

0	Carey, James D	71 IAMA	46.11
1	Diehl, David J	71 YWMA	45.50
2	Holthaus, Roger R	73 NEBR	45.18
3	Verth, Tom	74 SYSM	38.60
4	Van Baalen, Vinus	70 SYSM	34.43
5	Roddin, Hugh J	70 ANCM	38.00
6	Reid, Walt	72 PNA	44.00
7	Gillanders, David	73 ARKM	45.19
8	Gibbs, Jim	71 PCAT	45.90
9	Easterla, David A	74 MOVY	50.32

Heat 5 of 26 Finals

0	Walker, Larry	69 SLAM	41.09
1	Straka, Peter	69 TYMS	39.65
2	Wright, Gregg F	65 NEBR	36.26
3	Bateman, Bryan J	65 IM	34.50
4	Wilder, Hugh	65 SRM	32.30
5	Burns, Richard	69 TAM	33.90
6	Brzezinski, Jay	65 PALM	35.05
7	Powers, Matt G	66 TULS	36.60
8	Parsons, Roger L	65 GOLD	40.54
9	Platt, Jay R	65 PAFC	41.80

Heat 6 of 26 Finals

2	Pullen, Edward	58 NEBR	46.00
3	Krismanits, Gene H	57 IM	40.98
4	Morrison, Jeffrey W	57 PNA	42.31
5	Cowing, John M	63 MICH	45.50
6	Sutton, Richard K	64 NEBR	45.90

Heat 7 of 26 Finals

0	Beeman, Gregg F	62 NEBR	40.89
1	Hitch, Walter D	60 ROSE	39.76
2	Mehl, Don	61 RGSC	38.00
3	Glidden, Chip	62 MOVY	37.58
4	Bruce, Bob A	64 OREG	37.01
5	Fisk, Floyd M	60 SAWS	37.03
6	Reid, Joe	64 GAJA	37.61
7	Thompson, Jim M	61 INDY	38.22
8	Yellman, Don R	62 MOVY	40.30
9	Nickodem, Peter W	63 HLJ	41.06

Heat 8 of 26 Finals

0	Hawkins, Carl W	60 TMM	36.12
1	Lucas, James B	62 SCAQ	35.41
2	Taylor, Gordon S	61 PHX	35.33
3	Shaw, Greg J	61 NEM	34.00
4	Shead, Timothy M	60 GOLD	32.00
5	Pugliese, Mark	60 ANCM	33.78
6	Tharp, Greg J	62 WMST	34.49
7	Schmitz, Robert L	60 NCMS	35.38
8	Lawton, Robert K	61 NEM	35.50
9	Warner, Frank	63 PNA	37.00

Heat 9 of 26 Finals

0	Carvotta, Tom	57 ADMS	38.40
1	McCabe, Thomas J	55 IM	38.00
2	Gambrel, Patrick A	58 NEM	37.40
3	Taylor, Jeff S	56 MVN	36.55
4	Kristek, Tom	55 NITR	35.65
5	Niemi, Ken	57 BERK	36.00
6	Kahn, Stuart L	59 DAM	36.75
7	Sylvester, John E	55 SYSM	38.00
8	Parker, Roger	59 YHFM	38.30
9	Phinney, Scot	56 IM	39.00

Heat 10 of 26 Finals

0	Welchlin, Bob	55 MOVY	35.40
1	Supple, Robert C	58 CAQM	33.50
2	Konecny, Ron	59 NEBR	32.83
3	Stephenson, Dan	55 ROSE	31.90
4	Barton, Tom	56 PCAT	30.01
5	Klein, Jonathan E	55 NCMS	30.76
6	Graham, Donald	58 PNA	31.95
7	Fochios, Dean T	58 WMAC	33.00
8	Williams, Bruce F	59 RICE	35.00
9	Bower, Norman F	59 IAMA	35.40

Heat 11 of 26 Finals

0	Mabile, Glenn	52 HMS	49.59
1	Stewart, Mark A	50 MOVY	43.00
2	McKamy, Michael F	50 NEBR	42.00
3	Campbell, Chris	51 MVM	42.23
4	Weiss, Patrick J	53 MICH	48.70
5	Glass, Mark W	38 WMST	39.00
6	Mason, Michael	38 ROSE	36.00
7	O'Dell, Richard S	35 MOVY	37.27
8	Erickson, Tom A	46 DKTA	37.00

Heat 12 of 26 Finals

0	Steinauer, Nick	50 NEBR	40.43
1	Godoy, Francisco J	54 WMST	37.50
2	Mc Neil, Porter	53 IM	37.22
3	Macias, Jesse G	54 HMS	36.47
4	Harding, Brinker	51 NEBR	36.47
5	Cattles, Steve	53 CMS	36.47
6	Mitchell, Robert W	54 FMT	36.62
7	Krysl, Gary L	50 NEBR	37.42
8	Haden, Keith	51 SSMS	37.85
9	Quandt, Tom B	52 NEBR	41.90

Heat 13 of 26 Finals

0	Kealy, Daniel E	54 IAMA	35.98
1	Schwietz, Mark B	53 PHX	35.77
2	Matz, Michael S	51 PAFC	35.69
3	Adams, Noel V	50 AGUA	35.01
4	Stolshek, Bradley S	51 CVMM	34.83
5	Hendrick, Marty	54 SFTL	35.00
6	Modde, James	51 NEBR	35.50
7	Smits, Ted V	51 NEBR	35.73
8	Kelson, Aaron R	52 NORT	35.98
9	Agathon, John C	53 WMST	36.35

2012 Marriott USMS Summer Nationals
CenturyLink Center Omaha
Meet Program - Saturday, July 7, 2012

Heat 14 (#24 Men 50 LC Meter Backstroke)

0	White, Steve G	52 WMST	33.93
1	McCarthy, Patrick J	53 GAJA	33.57
2	Stultz, Todd W	52 SYSM	32.98
3	Kone, Bruce C	54 RICE	31.18
4	Wood, Steve	52 BLU	28.60
5	Wells, Brad R	51 MOVY	30.60
6	Boileau, Mike	51 CMS	32.46
7	Sheaves, Mike	54 UNAT	33.23
8	Benner, Tord E	53 NOVA	33.68
9	Tininenko, Brent M	51 ARKM	33.94

Heat 15 of 26 Finals

0	Jones, Kenton R	45 SDSM	35.61
1	Perry, Lyndon	49 MOVY	35.05
2	Young, Robert	48 IM	34.77
3	Schlichting, Randy J	47 MINN	34.69
4	Jimenez, Carlos A	48 RICE	34.00
5	Le Vasseur, Andrew P	49 CMS	34.53
6	Gale, Andrew J	46 MOST	34.70
7	Phelps, Brian R	48 CMS	34.80
8	Cole, Andrew J	49 GOLD	35.07
9	Wilson, Todd	48 SRM	36.67

Heat 16 of 26 Finals

0	Enright, Jeffrey	46 SMM	33.50
1	Cordero, Billy	45 IM	33.35
2	Boosin, Michael J	46 SCAQ	32.98
3	Smith, Stephen M	46 SAC	32.36
4	Pushka, Dave	49 IM	32.01
5	Jordan, Jim R	47 FINS	32.11
6	Stecher, Rick	47 SKY	32.50
7	Mc Ginley, Patrick B	49 ROSE	33.31
8	Fredrick, Derron C	45 NEBR	33.50
9	Rankin, Mark C	46 PHX	33.82

Heat 17 of 26 Finals

0	Sundahl, Philip J	47 WMST	31.37
1	Mench, Edward H	46 SYSM	31.20
2	Irvin, Mike	45 NEBR	31.00
3	Malas, Bryan	45 IM	30.01
4	Nieuwenhuis, Mark	46 SFTL	29.00
5	Rasmussen, Anders M	49 TXLA	29.63
6	Keyser, David	45 CSMT	30.10
7	Clear, Kirk W	45 VMST	31.11
8	Mehok, George K	45 SYSM	31.28
9	Elshafei, Emad H	46 TERR	31.80

Heat 18 of 26 Finals

0	Wachendorf, Mark J	44 UNAT	48.00
1	Cusack, Clif	43 CMS	36.86
2	Butler, Owen D	40 NEBR	35.00
3	Magnusson, Brent	41 MOVY	34.94
4	Gentile, Gregory A	40 TPIT	34.21
5	Holcomb, Barry R	43 MOVY	34.57
6	Carlson, John	41 RMST	34.99
7	Sheldon, Paul	42 UNAT	35.00
8	Picon, Juan C	41 NEBR	37.00
9	Kratky, Bryan D	39 NEBR	35.91

Heat 19 of 26 Finals

0	Nance, Chad A	40 O*H*	33.50
1	Wiewel, Matt	44 MOVY	33.17
2	Callan, Sean P	43 TULS	32.67
3	Rezek, Tony	40 MOVY	32.55
4	Munguia, Elias S	40 UNAT	32.22
5	Maluf, Juan C	40 DOM	32.46
6	Kovach, Brandon C	41 MOVY	32.61
7	Power, Michael L	44 WMAC	32.83
8	White, James H	42 BSLM	33.25
9	Bertran, Lawrence O	44 DOM	33.63

Heat 20 of 26 Finals

0	Fernandez, Gaston J	42 DOM	31.50
1	Tiltmann, Laren A	42 WMAC	30.50
2	Blessing, Tyler J	40 TXLA	30.06
3	Rees, Greg	43 SVY	28.90
4	Ross, Michael S	44 MESC	28.40
5	Davis, Josh	40 MOST	28.60
6	Mortimer, Steve R	42 SYSM	29.99
7	Roddin, Jeffrey H	43 ANCM	30.20
8	Watson, Paul	43 NEBR	30.98
9	Barr, J B	44 NEBR	31.67

Heat 21 of 26 Finals

0	Osterberg, Rick	38 NEM	33.54
1	Reuter, Adam K	38 PAFC	33.20
2	Karren, Kelly S	39 UTAH	32.54
3	Horner, Ryan D	38 NEBR	32.50
4	Maydak, Jeffrey M	39 NAST	32.13
5	Jelen, Doug	39 PNA	32.29
6	McWhorter, Michael C	39 TOC	32.50
7	Beaty, John	37 RATS	32.67
8	Stich, Darryl D	37 WMAC	33.50
9	Moyle, Greg D	36 IAMA	34.16

Heat 22 of 26 Finals

0	Bonarelli, Pier P	36 DOM	31.90
1	Mieses, Franklin M	38 DOM	31.15
2	Counts, Glenn M	35 LVM	30.78
3	Rasser, Eric D	35 NEBR	30.00
4	Comings, Jeff P	38 PHX	27.84
5	Greenwood, Scott C	35 TOC	29.00
6	Basilis, Carlos	35 DOM	30.00
7	Eisenhuth, Matthew S	38 CMS	31.00
8	Tiozzo, Eduard	39 SFTL	31.55
9	Nakahodo, Sidney	37 NCYM	32.01

Heat 23 of 26 Finals

0	Thornham, Chris J	31 LVM	38.00
1	Krell, David	34 CMS	35.29
2	Strahota, Jeffrey R	32 TERR	34.50
3	Conway, Adam M	34 TVM	31.03
4	Doak, Kevin	31 MICH	26.64
5	Marshall, Gary N	30 TOC	31.00
6	Oo, Aung Sann	31 ARIZ	31.82
7	Childers, Casey	34 SFTL	35.29
8	Durieux, Chad A	33 ROSE	35.43

Heat 24 of 26 Finals

2	Matis, Mitchell P	18 NEBR	36.13
3	Lawton, Chad D	23 NEBR	34.82
4	Malasky, Martin E	24 TOC	34.90
5	Schlichter, Zachary M	29 SFTL	35.00
6	Barta, Nick R	28 CMS	35.28

Heat 25 of 26 Finals

0	Enenbach, Jonathan D	28 NEBR	34.00
1	Shiosaki, Daniel T	28 RICE	32.02
2	Little, Drew	26 NEBR	31.10
3	Taylor, Dylan	25 PHX	30.15
4	Benoit, Matthew	25 TOC	29.50
5	Dorr, John W	29 TOC	29.58
6	Hiskey, Justin R	28 MARY	30.55
7	Stroh, Christopher M	25 SCMC	31.87
8	Perrott, Bryan	27 UNAT	33.82
9	Nydegger, Bryan C	25 CMS	34.01

Heat 26 of 26 Finals

0	Sharman, Jared C	24 NEBR	31.73
1	Phelps, Michael R	24 CMS	31.00
2	Beeman, Daniel P	19 NEBR	29.83
3	Matthews, Christian S	21 RMST	28.73
4	Taylor, Jonathan B	24 TOC	27.50
5	Armstrong, Patrick R	21 CMS	27.94
6	Andrade, Vicente E	24 SFTL	29.77
7	Martin, Adam E	21 WMSC	30.00
8	Shaheen, Luke	24 SYSM	31.24
9	Erbsen, Jeremy L	22 UNAT	34.00

2012 Marriott USMS Summer Nationals

CenturyLink Center Omaha

Psych Sheet - Saturday, July 7, 2012

#25 Women 200 LC Meter Butterfly

Name	Age	Athlete	Seed Time
1 Van Matre, Traci A	25	TXLA	2:25.45
2 Bach, Maggie C	24	NEBR	2:27.65
3 Rowe, Luane	23	TVM	2:30.00
4 Marks, Jamie L	24	SFTL	2:30.33
5 Gill, Meg B	27	TOC	2:32.39
6 Simpson, Susanne B	52	NOVA	2:32.72
7 Campbell, Jennifer	37	MUMS	2:34.88
8 Peterfish, Christie L	26	MOVY	2:35.00
9 Koch Davis, Laura K	36	WMST	2:36.46
10 Varlas, Melissa D	39	SYSM	2:37.30
11 Schickore, Jutta	48	DOC	2:41.65
12 Day, Nadine K	42	DANY	2:42.15
13 Hunter, Erin J	26	SDSM	2:43.14
14 Pallo, Cassy	31	MOVY	2:50.52
15 Young, Mary C	25	UCLA	2:50.99
16 Martin-Sherlock, Ann L	42	MOVY	2:51.25
17 Countryman, Marianne	48	GAJA	2:52.06
18 Iseppi, Esther	54	AMT	2:55.00
19 Blocker, Vicki S	29	RICE	2:55.00
20 Wallace, Tricia M	31	MINN	2:55.08
21 Stone, Julie D	41	HOPK	2:56.16
22 Walker, Sarah E	28	CMS	2:57.37
23 Westerman, Karen L	45	TMM	2:57.50
24 Meyer, Marguerite	53	TOC	2:59.92
25 Hankins, Malena	39	GAJA	3:00.00
26 Ruberto, Laura M	42	PHX	3:00.00
27 Weiser, Sabine	38	WMST	3:03.70
28 Lappin, Jeanne L	57	GERM	3:04.76
29 King, Rebecca L	32	SMS	3:13.48
30 Burke, Barbara B	51	1776	3:15.65
31 Froehlich, Kathryn	50	IM	3:15.93
32 Kooy, Elizabeth A	41	IM	3:16.49
33 Brundage, Cheryl Y	45	SWYM	3:18.00
34 Sorenson, T	46	MVN	3:19.74
35 Delmage, Arlene	50	OREG	3:20.00
36 Kyff, Jennifer J	39	METR	3:24.52
37 Dau, Janice A	50	CMS	3:25.12
38 Tyynismaa, Terri L	50	OREG	3:25.25
39 Boak, Carolyn	67	WMST	3:27.00
40 Beck, Pam	55	O*H*	3:29.10
41 Rees, Karla E	40	MVM	3:31.09
42 Fox, Elizabeth M	44	IAMA	3:34.00
43 Braaten, Kitten	57	VMST	3:34.61
44 Quinn, Phyllis E	57	TOC	3:44.79
45 Postma, Terri	43	UNAT	3:45.00
46 Post, Heather M	42	LVM	3:46.48
47 Hilpert, Bess	57	TXLA	3:46.62
48 Barnea, Daniela	68	MOST	3:50.30
49 Hooe, Donna L	50	GAJA	3:50.37
50 Welch, Sarah	65	PNA	3:50.53
51 Bierwert, Karen	60	NEM	3:56.24
52 Lindsey, Connie	60	MOST	3:57.94
53 Wentzel, Reemi B	67	UNAT	3:59.32
54 Bibles, Shirley	50	AGM	4:00.00
55 Hughes, Cindy S	51	CMS	4:00.00
56 Davies, Patti	30	INDY	4:00.00
57 Larsen, Barbara (Babs) H	65	MINN	4:00.00
58 Asleson, Elke M	60	OREG	4:01.21

59 Larson, Linda L	57	SFTL	4:02.47
60 Lyman, Carolyn B	62	UTAH	4:05.15
61 Brooks, Catherine	64	AKMS	4:05.50
62 Hinson, Jan D	58	BSLM	4:14.48
63 Volz, Kristin R	39	SFTL	4:14.55
64 Giles-Ott, Ruth	44	IM	4:17.05
65 Meyer, Andrea	49	CMS	4:18.80
66 Meyers, Susan L	70	INDY	4:22.00
67 Hodges, Jenny A	38	PMST	4:30.66
68 Burfeind, Betty	65	IM	4:40.55
69 Callaway, Linda	59	MOST	4:53.41
70 Prall, Winifred S	65	CMS	4:54.18
71 Hlavacek, Ida M	70	VMST	4:57.97
72 Rosenbaum, Barbara I	71	GSM	5:50.00
73 Tullman, Patricia A	75	FMM	6:08.26
74 Fisher, Jane	76	GSM	6:21.58
75 Campbell, Joan K	82	FACT	7:04.40
76 Hannam, Karen I	72	DCM	7:24.92

41 Wood, Nick	24	OREG	2:35.63
42 Cordero, Billy	45	IM	2:35.94
43 Lautman, Scott M	60	BWAQ	2:38.59
44 Albino, Jorge E	37	SYSM	2:39.15
45 Morales, Tito	53	UCLA	2:40.00
46 Cleary, Kevin H	29	OREG	2:40.24
47 Malone, Kenneth G	48	YHFM	2:41.64
48 Beck, John L	43	UNAT	2:45.00
49 Gooding, Jack	59	PCAT	2:45.70
50 Sikora, Rod	52	DAMM	2:46.03
51 Bell, Alan	62	PNA	2:48.09
52 Valley, Eric	51	PNA	2:48.97
53 Szirmai, Alex	55	RMSC	2:50.00
54 Malasky, Martin E	24	TOC	2:50.20
55 Wright, Robert E	58	DOC	2:51.14
56 Yost, Hunter	61	ARIZ	2:51.17
57 Awad, Omar	44	MINN	2:51.87
58 Collins, Michael D	46	NOVA	2:52.22
59 Doyle, Michael B	48	PCAT	2:52.39
60 Pohnert, Steven C	42	RMST	2:53.78
61 Vargas, Daniel	52	ARIZ	2:55.00
62 Beach, Timothy J	35	HOPK	2:55.00
63 Kealy, Tom P	56	IAMA	2:55.00
64 Matysek, Jim	53	SYSM	2:55.84
65 Borton, Dan	44	ROSE	2:58.58
66 Schaal, Maor	44	SKY	2:58.74
67 Kerns, Hubie	63	VCM	2:59.00
68 Hoffman, Kevin T	56	TBH	2:59.26
69 Blanco, Alonso O	38	MOST	3:00.00
70 Apker, John L	51	NEBR	3:00.00
71 Nelsen, Steve N	52	PCAT	3:01.16
72 Thompson, Anthony G	48	MOVY	3:02.93
73 Rudloff, Edward	65	TOC	3:03.18
74 Hillman, Allen F	45	SYSM	3:03.60
75 Patterson, Tim K	55	NEBR	3:05.47
76 Bernard, Alan D	63	TAM	3:05.74
77 Miller, Douglas K	66	INDY	3:06.00
78 Stark, Allen L	63	OREG	3:06.11
79 Rollins, Bruce W	63	WMST	3:13.43
80 Sanchez, Ralph	22	ROSE	3:13.62
81 Simon, Chuck W	40	NEBR	3:19.00
82 Brown, Perry	60	NORT	3:21.58
83 Boulding, Paul	61	BBSS	3:24.00
84 Nguyen, Son	33	MESC	3:25.05
85 Haberek, Cork	55	SKY	3:25.90
86 Noble, Dave N	69	MOVY	3:25.93
87 Loewe, Raymond D	70	UNAT	3:26.52
88 Willis, Gregory B	64	LAPS	3:27.64
89 Sterne, Erik A	60	ROSE	3:28.55
90 Roddin, Hugh J	70	ANCM	3:30.00
91 Kutsenko, Vadym	67	AS	3:30.00
92 Haske, Daniel T	37	NEBR	3:30.00
93 Lucas, James B	62	SCAQ	3:30.00
94 Cody, Frank J	72	MICH	3:31.40
95 Straka, Peter	69	TYMS	3:41.00
96 Lauer, William J	78	GKMS	3:46.13
97 Treiman, Gerald S	52	UTAH	3:58.48
98 Badgley, David	72	OKMS	4:08.00
99 Good, Larry A	78	SLAM	4:08.55
100 Swiger, Ralph B	56	VMST	4:11.03
101 Fasbender, Barry A	75	STAN	4:12.23

#26 Men 200 LC Meter Butterfly

Name	Age	Athlete	Seed Time
1 Krysl, Colin	20	NEBR	2:11.20
2 Nemick, Gregory W	24	CMS	2:15.21
3 Nadler, Brian C	23	CVMM	2:16.44
4 Magee, Mark A	44	LVM	2:16.61
5 Brundage, Patrick W	45	ARIZ	2:19.09
6 Phelan, Darren D	49	STAN	2:19.22
7 Gaines, Billy	31	LVM	2:19.72
8 Livingston, Terry	45	BLU	2:20.00
9 McCord, Josh A	27	NEBR	2:20.00
10 Barley, Adam S	31	VMST	2:20.00
11 Holland, Dave	45	VMST	2:20.40
12 Cahalan, Andrew J	24	UNAT	2:20.50
13 Wadley, Wadley	33	WHZO	2:22.02
14 Blessing, Tyler J	40	TXLA	2:22.28
15 Fisk, Jared M	20	SAWS	2:24.23
16 Roddin, Jeffrey H	43	ANCM	2:25.00
17 Melanson, Edward L	50	CMS	2:25.00
18 Solano, Abraham E	43	SKY	2:25.00
19 McWhorter, Michael C	39	TOC	2:25.00
20 Jelen, Doug	39	PNA	2:25.31
21 Vazhenin, Igor V	48	AWJ	2:25.48
22 Rodriguez, Ramses	40	SYSM	2:25.61
23 Meacham, Garth D	30	LVM	2:25.99
24 Dickson, Kurt F	45	ARIZ	2:27.60
25 Edwards, Dan	39	CMS	2:28.00
26 Schmidt, Michael J	50	MESC	2:28.00
27 Rubocki, John S	42	SAWS	2:28.27
28 Vicioso, Danilo	49	DOM	2:30.00
29 Reynolds, Troy W	41	MOVY	2:30.00
30 Sauer, Jim	55	TXLA	2:30.00
31 Stewart, Tony A	39	MOVY	2:30.54
32 Tatterson, Bryan R	48	SFTL	2:30.84
33 Brown, Tim	50	IAMA	2:30.99
34 Kendig, Jamie M	32	SYSM	2:31.32
35 Elshafei, Emad H	46	TERR	2:31.55
36 Pettibone, Phillip	21	CMS	2:33.01
37 Whiteford, Anton B	50	TBH	2:33.10
38 Biles, James B	51	WMAC	2:34.71
39 Wells, Brad R	51	MOVY	2:35.00
40 Hobbs, Brent P	45	OMSC	2:35.00

**2012 Marriott USMS Summer Nationals
CenturyLink Center Omaha
Psych Sheet - Saturday, July 7, 2012**

#26 ... (Men 200 LC Meter Butterfly)

102	Half, Henry M	70 MOST	4:17.23
103	Rotole, Gregory S	58 FMM	4:24.48
104	Maine, Thomas O	87 SLAM	4:28.98
105	Jones, William I	75 MESC	4:45.00
106	Hale, Art	70 UNAT	5:51.58
107	Doud, Bob R	89 MICH	8:21.65

Day 4—Sunday, July 8

Warm-up

6:00 a.m.-7:50 a.m.

Check-in Deadline for Day 4

The following are positive check-in events. Check-in may be done in person at the registration area or online at usms.org.

Sun., July 8	400 freestyle (men) 200 freestyle 200 IM	7:00 a.m.
--------------	--	-----------

PLEASE NOTE:

If you do not check in by the deadline, you will not be seeded; there are no exceptions.

Meet Start Time

8:00 a.m.

Women	Event	Men
	400 freestyle (men)	32
30 minute warm-up in competition pool		
33	200 mixed medley relay	33
35	50 breaststroke	36
37	100 backstroke	38
39	200 freestyle	40
41	50 butterfly	42
43	200 IM	44

*You're here for them.
That's why we're here for you.*

You've been their built-in support network and their source of constant motivation. At Marriott, we're proud to sponsor the U.S. Masters Swimming Summer National Championship and be your host at over 3,500 locations, including Swim Town, USA.

Visit Marriott.com/usms or call 866.256.0865 to book your stay.

Marriott® is a proud sponsor of



2012 Marriott USMS Summer Nationals

CenturyLink Center Omaha

Psych Sheet - Sunday, July 8, 2012

#32 Men 400 LC Meter Freestyle

Name	Age	Athlete	Seed Time
1	Cunnick, Charles W	26 IM	4:14.72
2	Gaines, Billy	31 LVM	4:21.51
3	Wadley, Wadley	33 WH2O	4:23.00
4	Phelan, Darren D	49 STAN	4:25.48
5	Magee, Mark A	44 LVM	4:25.56
6	Dickson, Kurt F	45 ARIZ	4:26.53
7	Benoit, Matthew	25 TOC	4:28.00
8	Brundage, Patrick W	45 ARIZ	4:28.66
9	Jackwin, Eric L	23 GOLD	4:30.10
10	Bower, Kenny G	24 TOC	4:30.93
11	Stephenson, Dan	55 ROSE	4:31.10
12	Stewart, Tony A	39 MOVY	4:31.69
13	Vazhenin, Igor V	48 AWJ	4:32.48
14	Rodriguez, Ramses	40 SYSM	4:34.11
15	Doherty, Kevin J	39 CMS	4:35.00
16	Bugg, Bob	55 GAJA	4:36.55
17	Farrell, Andrew J	42 SFTL	4:36.75
18	El Dokor, Tarek A	37 PHX	4:38.00
19	Bockius, Ted C	46 UNAT	4:39.02
20	Schmidt, Michael J	50 MESC	4:39.50
21	Holland, Dave	45 VMST	4:39.88
22	Dwyer, Jesse D	20 LVM	4:40.00
23	Lehmann, Karl M	27 SMS	4:40.00
24	Shaheen, Luke	24 SYSM	4:40.00
25	Mc Cracken, Bill	51 TVM	4:40.23
26	Loftis, Mark	52 REDT	4:41.82
27	Enright, Jeffrey	46 SMM	4:44.07
28	Basilis, Carlos	35 DOM	4:45.00
29	Hobbs, Brent P	45 OMSC	4:45.00
30	Webb, Cameron	26 ART	4:45.22
31	Meridith, Benson B	43 NEBR	4:45.63
32	Edge, Jonathan A	46 SCMC	4:47.31
33	Cordero, Billy	45 IM	4:47.77
34	Moyle, Greg D	36 IAMA	4:47.97
35	Butcher, Rob	40 SYSM	4:48.00
36	Pohnert, Steven C	42 RMST	4:48.21
37	Biles, James B	51 WMAC	4:48.63
38	Melanson, Edward L	50 CMS	4:50.00
39	Reynolds, Troy W	41 MOVY	4:50.00
40	Sauer, Jim	55 TXLA	4:50.45
41	Riley, John J	52 MOVY	4:50.86
42	Apker, John L	51 NEBR	4:51.10
43	Beaty, John	37 RATS	4:52.60
44	Lucero, Michael D	42 ROSE	4:52.77
45	Brenner, Bill	54 SYSM	4:53.90
46	Power, Michael L	44 WMAC	4:54.41
47	Bookwalter, George	35 DOC	4:55.00
48	Morales, John R	54 SRM	4:55.55
49	Miller, Matt D	35 OREG	4:55.83
50	Walker, Rick B	62 SYSM	4:55.91
51	Kruger, Joel	59 SYSM	4:56.46
52	Pardo, Robert R	39 SFTL	4:57.75
53	Lautman, Scott M	60 BWAQ	4:58.59
54	Blatt, Michael J	57 VCM	4:58.66
55	Nelsen, Steve N	52 PCAT	4:59.47
56	Bell, Alan	62 PNA	4:59.55
57	Edwards, Andy	48 IAMA	4:59.59
58	Borton, Dan	44 ROSE	4:59.69

59	Bailey, Jeff M	45 MICH	5:00.00
60	Smith, Scott	50 NEBR	5:00.00
61	MacLennan, John	61 NEM	5:00.00
62	Holmes, Robert C	50 SKY	5:00.00
63	Pfaltzgraff, Mark	51 WMAC	5:00.00
64	Kooy, Jan F	40 UNAT	5:01.41
65	Saxton, Carleton S	43 IM	5:02.00
66	Falkner, Timothy A	27 PMST	5:02.43
67	Collins, Michael D	46 NOVA	5:03.16
68	Phelps, Brian R	48 CMS	5:05.00
69	Holcomb, Barry R	43 MOVY	5:05.26
70	Simon, Chuck W	40 NEBR	5:07.00
71	Shaffer, Karl E	53 MICH	5:07.33
72	Sikora, Rod	52 DAMM	5:09.43
73	Munson, Fred R	54 O*H*	5:09.49
74	Niemi, Ken	57 BERK	5:09.76
75	Rosinski, Thomas J	42 CMS	5:10.00
76	Owen, David H	60 GOLD	5:10.00
77	Thornham, Chris J	31 LVM	5:10.00
78	Parker, Roger	59 YHFM	5:10.00
79	Nance, Chad A	40 O*H*	5:12.10
80	Schenstrom, Warren	55 SRM	5:12.22
81	Smolyar, Albert	44 SKY	5:13.00
82	Miller, Elliot A	29 NEM	5:13.29
83	Gerkin, Scott T	53 IAMA	5:14.00
84	Clemmons, Jim	62 MAM	5:14.50
85	Hughes, John S	59 CMS	5:15.00
86	Leonard, Jeffrey D	52 MOVY	5:15.00
87	Noble, John M	49 NEBR	5:15.00
88	Blumenthal, Jeffrey S	58 IM	5:15.88
89	Wendt, George F	65 IM	5:16.00
90	Beck, John L	43 UNAT	5:16.20
91	Van Nort, Steven	61 LAPS	5:16.33
92	Couch, Bob E	65 SYSM	5:16.42
93	Wright, Robert E	58 DOC	5:16.43
94	McCullough, Eric M	33 MOVY	5:16.74
95	Mayall, Randy S	46 NIAG	5:18.00
96	Hatch, Eric	38 CMS	5:18.33
97	Carlson, John	41 RMST	5:19.36
98	Kealy, Tom P	56 IAMA	5:20.00
99	Hugo, John M	52 LTMN	5:20.00
100	Recker, Robert L	46 NEBR	5:20.00
101	Reed, Chuck	52 NEBR	5:20.00
102	Hale, Dave	57 SRM	5:20.00
103	Adams, Daniel P	56 WH2O	5:20.00
104	Segura, Alonso AL	46 ABN	5:20.05
105	Moore, Scott R	40 MOVY	5:20.38
106	Childers, Casey	34 SFTL	5:21.71
107	Thompson, Frank L	61 MICH	5:23.51
108	Murphy, Brady C	43 NEBR	5:25.00
109	Foreaker, Don	60 SRM	5:25.00
110	Rudloff, Edward	65 TOC	5:25.02
111	McCormick, Paul	65 CMS	5:25.20
112	Yost, Hunter	61 ARIZ	5:25.34
113	Fritts, Jack M	62 IAMA	5:25.65
114	Glidden, Chip	62 MOVY	5:26.00
115	Washburne, Brent C	51 OREG	5:27.41
116	Thompson, Reese E	53 MOVY	5:28.35
117	Kutsenko, Vadym	67 AS	5:30.00
118	Miller, Douglas K	66 INDY	5:30.00
119	Carlson, Ken	38 ABM	5:30.05

120	Brown, Perry	60 NORT	5:31.12
121	Landis, Tom	70 OREG	5:32.87
122	Bruce, Bob A	64 OREG	5:33.01
123	Linden, David R	39 MINN	5:33.72
124	Wachendorf, Mark J	44 UNAT	5:34.00
125	Traynor, John	53 IM	5:35.00
126	White, Kenneth A	55 NEBR	5:35.80
127	Larson, Allen J	59 OREG	5:36.77
128	Dodson, Phil L	59 IM	5:37.00
129	Sylvester, John E	55 SYSM	5:37.00
130	Hugo, Duane	55 NEBR	5:37.07
131	Stevens, Craig W	59 1776	5:37.20
132	Campbell, Chris	51 MVM	5:37.21
133	Zubrod, Stephen C	58 NEBR	5:37.70
134	Ferreira, Pedro M	43 RAY	5:39.54
135	Bauer, Craig J	60 INDY	5:40.90
136	Hitch, Walter D	60 ROSE	5:41.05
137	Gambrel, Patrick A	58 NEM	5:41.89
138	Gross, Kelly	46 LVM	5:45.00
139	Yamamoto, Eddie	52 SWOM	5:45.00
140	Recalde, Marco I	58 MOVY	5:45.67
141	Whitehead, Michael L	47 ROSE	5:49.00
142	Sokolow, Steven P	56 AGUA	5:50.00
143	Quigley, Jeff	55 DAMM	5:50.00
144	Platt, Jay R	65 PAFC	5:50.00
145	Hardy, Rog	66 RICE	5:50.00
146	Hendrick, Marty	54 SFTL	5:50.88
147	Albino, Jorge E	37 SYSM	5:51.60
148	McLaughlin, Thomas A	53 UNAT	5:54.25
149	Galletly, Sandy	70 VMST	5:54.34
150	Schiller, Harry B	62 UNAT	5:55.23
151	Cowing, John M	63 MICH	5:58.00
152	Vaughan, Jefferson A	57 DKTA	5:58.50
153	Bernstein, Richard F	66 AGUA	5:59.00
154	Nyffeler, Russell D	58 NEBR	6:00.00
155	Quanrud, John O	66 GAJA	6:00.03
156	Morris, Stephen L	61 PCAT	6:02.73
157	Carney, Kent	65 CMS	6:03.20
158	Watts, David T	60 WMAC	6:05.08
159	Vieira, Scott D	47 CMS	6:06.00
160	Ehrhorn, Kristian J	46 NEBR	6:10.00
161	Jones, Burwell	79 SYSM	6:10.00
162	Johnston, Graham M	81 MOST	6:15.00
163	Davis, Peter E	47 MOVY	6:15.00
164	Half, Henry M	70 MOST	6:17.96
165	Fulljames, Rick C	61 LVM	6:20.00
166	Finch, William H	47 CSI	6:30.00
167	Selles, Carl H	65 SPM	6:30.00
168	Lauer, William J	78 GKMS	6:34.03
169	Calwell, Mike N	72 MOVY	6:39.90
170	Hahn, Richard	70 NITR	6:44.91
171	Zeller, Max	74 AMT	6:45.00
172	Good, Larry A	78 SLAM	6:45.45
173	Badgley, David	72 OKMS	6:49.00
174	Robertson, William F	76 TGM	6:50.00
175	Goldstein, Mel E	74 INDY	6:51.35
176	Legaspi, Adrian	60 SFTL	6:52.46
177	Uberti, Mariano G	39 NEBR	7:00.00
178	Carey, James D	71 IAMA	7:03.16
179	Monahan, Richard S	71 METR	7:13.10
180	Blake, William V	75 MOST	7:15.00

2012 Marriott USMS Summer Nationals
CenturyLink Center Omaha
Psych Sheet - Sunday, July 8, 2012

#32 ... (Men 400 LC Meter Freestyle)

181	Farmer, Michael W	65 ROSE	7:15.67
182	Ostronic, Bob J	64 UNAT	7:20.00
183	Hodges, Jeff W	37 PMST	7:20.25
184	Buchan, Douglas T	69 SFTL	7:30.00
185	Woods, Tom M	69 VMST	7:30.00
186	Kilroy, Thomas J	70 ADMS	7:32.50
187	Luby, Timothy J	55 MOVY	8:03.57
188	Trevison, Rick	70 FACT	8:10.00
189	Mullins, Stephen M	80 IM	8:10.00
190	Stolz, Irwin W	83 GAJA	8:15.00
191	Dills, John H	71 PNA	8:22.98
192	Beach, Robert E	82 SPM	8:30.00
193	Hubbard, Donald J	85 SDSM	8:45.00
194	Malone, James A	65 NEBR	9:00.00
195	Quinn, Patrick J	81 ADMS	9:37.31
196	Hurley, John T	75 ADMS	10:58.00
197	Murray, Dave	80 MOVY	13:20.00

2012 Marriott USMS Summer Nationals
CenturyLink Center Omaha
Meet Program - Sunday, July 8, 2012

#35 Women 50 LC Meter Breaststroke

Sponsor: Woodlands Masters Swim Team

Lane	Name	Age	Athlete	Seed Time
Heat 1 of 16 Finals				
1	Sachs, Janet G	75	CMS	1:19.80
2	Fisher, Jane	76	GSM	1:08.97
3	Harkreader, Patricia C	76	NEBR	1:04.00
4	Coakley, Marian W	75	NEM	1:02.05
5	Dietz, Flo C	77	IAMA	1:06.32
6	Stevens, Ann B	79	IM	1:12.00
7	Bohl, Nan	83	MOVY	56.62
8	Goggin, Georgia	83	MOST	1:15.17
Heat 2 of 16 Finals				
2	Bendorf, Judy A	73	IAMA	1:01.00
3	Jebe, Margit H	74	T2NM	50.10
4	Leilich, Joann	73	WMST	48.00
5	Frid, Barbara	70	OREG	49.60
6	Rosenbaum, Barbara I	71	GSM	57.00
7	Manheim, Lucy M	70	RMST	1:10.16
Heat 3 of 16 Finals				
2	Dillon, Sally A	66	PNA	49.71
3	Webb, Linda	67	SFTL	48.02
4	Wentzel, Reemi B	67	UNAT	44.87
5	Zambon, Marjon	66	OMSC	47.00
6	Barnea, Daniela	68	MOST	48.30
7	McDaniel, Georgia	66	IM	49.84
Heat 4 of 16 Finals				
1	Felton, Anezka G	64	TOC	54.75
2	Cambra-Brungard, Jeanne	60	LOM	49.36
3	Cutter, Elizabeth V	60	MINN	47.00
4	Coellner, Deb S	61	WMST	41.04
5	Hummel, Barbara R	60	NEM	41.23
6	Lindsey, Connie	60	MOST	48.04
7	Smith, Melinda J	60	O*H*	49.65
Heat 5 of 16 Finals				
1	Johns, Margaret S	58	NEM	1:00.00
2	Baldwin, Patricia A	57	SKY	53.01
3	Guins, Ann H	59	O*H*	48.55
4	Carpenter, Kelley C	55	SYSM	48.00
5	Johnson, Janet S	58	PNA	48.32
6	Anderson, Barbara	59	NEBR	52.27
7	Smath, Meg	56	SKY	53.43
Heat 6 of 16 Finals				
0	Kirkpatrick-Reno, Nancy	57	CVMM	46.00
1	Haynie, Dee A	57	TOC	45.00
2	Del Greco, Jane B	56	IM	44.60
3	Brault, Danielle	56	MSBC	41.56
4	Mann, Melinda J	56	WMAC	40.18
5	Estel, Beth A	56	NEM	40.50
6	Gettelfinger, Cheryl M	55	INDY	43.78
7	Penney, Debra S	55	UTAH	45.00
8	Alton, Dale	55	GAJA	45.00
9	Harrington, Sue	55	OREG	47.00

Heat 7 of 16 Finals

1	Moure de Godoy, Elva	52	WMST	57.14
2	Catt, Vicki L	51	MOVY	47.00
3	Andrade, Julie A	51	OREG	46.01
4	Edgar, Barb L	50	NEBR	46.00
5	Feather, Shawn M	51	AGM	46.00
6	Morton, Andrea N	50	WMST	46.23
7	Meyer, Kim	54	SCAQ	48.78

Heat 8 of 16 Finals

0	Ingraham, Lynn	52	NEBR	43.03
1	Bowen, Kris	50	INDY	42.21
2	Buck, Donna M	53	OREG	41.45
3	Livingston, Leslie C	51	GMUP	40.62
4	Dahl, Lisa A	51	PNA	39.50
5	Groselle, Laura L	52	SYSM	39.90
6	Petersen, Stephanie O	50	SLAM	40.80
7	Wilber, Dara	52	SMRT	41.50
8	Terhorst, Hermine M	54	SRM	42.28
9	Welker, Susan B	50	IM	44.29

Heat 9 of 16 Finals

0	Pohnert, Anne M	45	RMST	1:01.22
1	McClure, Pam	49	RAY	47.92
2	Nates, Kristin A	46	WMST	46.72
3	Wrobel, Sheila A	48	NEBR	45.32
4	Schwartz, Lisa	49	IM	44.73
5	Barry, Robin B	45	LVM	44.89
6	Kuhn, Amy A	46	NEBR	45.44
7	Ludwig-Hughes, Suzanne M	46	ROSE	47.83
8	Dean, Melissa A	49	SWIA	52.54

Heat 10 of 16 Finals

0	Greedy, Lisa G	48	PCAT	43.14
1	Kupan, Cheryl A	48	MESC	42.27
2	Stiles, Jasmine	46	SDSM	41.97
3	Simmons, Cheryl A	45	ROSE	39.94
4	Dawson-Cook, Susan E	49	ARIZ	38.82
5	Tracy, Robin C	48	DKTA	39.17
6	Harden, Shari	45	MOVY	41.93
7	Schick, Lori A	49	SFTL	42.07
8	Hamel, Laura	48	SYSM	42.84
9	Dodd, Dina	49	BRS	44.05

Heat 11 of 16 Finals

0	Gehr, Shannon J	28	NEBR	43.25
1	Wong, Liz	26	TANK	42.64
2	Murphy, Carrie L	25	NEBR	42.00
3	Murphy, Siobhan C	26	SFTL	43.18
4	Green, Amber-Sky	41	NEBR	48.42
5	Schaal, Shlomit	42	SKY	43.47
6	Greene, Dana M	43	NCMS	44.78
7	Borton, Joan	43	ROSE	50.46
8	Pawloski, Shannon C	20	MICH	45.00
9	LaBresh, Megan C	33	IAMA	1:05.00

Heat 12 of 16 Finals

0	Kaseman, Ann E	40	NEBR	41.84
1	Good, Tricia	41	CMS	39.72
2	DeHaven, Kathleen	40	CMS	39.50
3	Collett, Tracy	42	GAJA	39.00
4	Legaspi, Kelly A	41	SFTL	35.78
5	Tomac, Jayna M	40	OREG	38.17
6	Harang, Tracie A	40	AKMS	39.26
7	Barr, Julie	42	NEBR	39.56
8	Dalmasy-Laccetti, Ameriquin	44	DOM	41.00
9	Mantonya, Becky W	40	NEBR	42.52

Heat 13 of 16 Finals

0	Schwan, Bernadette	38	MOVY	50.10
1	Rosenblat, Daniela	37	SFTL	45.10
2	Reinke, Karalee	36	RICH	43.45
3	Framke, Erin C	39	CMS	42.19
4	Payano, Cynthia M	37	DOM	37.00
5	Guzman, Shanna L	36	TOC	38.76
6	Kramer, Stephanie	38	NOVA	43.07
7	Kinsella, Sarah R	38	NEBR	43.80
8	Gomez, Yaritza	35	MWA	45.11
9	Royal, Abby L	36	ROSE	55.56

Heat 14 of 16 Finals

0	Goodwin, Amy	31	IM	49.81
1	Ihrke, Annette C	30	MINN	43.74
2	Carlson, Jennifer M	33	RMST	40.45
3	Connolly, Molly E	30	NEBR	39.00
4	Martin, Jennifer M	32	SFTL	38.12
5	Massey, Melissa K	31	RAY	38.57
6	Childers, Lisa	33	SFTL	39.00
7	Lastfogel, Laura L	30	SFTL	42.17
8	Laclede, Laura	33	NEBR	46.14
9	Reuland, Lisa M	30	PMST	1:00.41

Heat 15 of 16 Finals

0	Houston, Katy	25	TOC	40.99
1	Bruns, Anneliese C	27	DKTA	40.87
2	Togias, Anna	27	ETOB	38.80
3	Bergfield, Alana N	25	WMST	38.35
4	Clapp, Marissa L	25	WMST	34.84
5	Gill, Meg B	27	TOC	37.05
6	Harlow, Megan M	25	DAMM	38.45
7	Mabile, Christine E	25	SAWS	40.37
8	Burke, Colleen R	27	LVM	40.88
9	Wenzel, Katharine T	29	SFTL	41.07

Heat 16 of 16 Finals

0	Dinkins, Catherine	23	NEBR	43.00
1	Schmidgall, Christina	23	GSC	41.67
2	Dodd, Kara	20	BRS	41.00
3	Phelps, Melissa S	22	CMS	38.10
4	Dinkel, Paloma	24	PNA	35.15
5	Walsh, Shannon	24	ROSE	36.00
6	Terrell, Stephanie L	24	SFTL	40.00
7	Lambert, Megan	20	CTSM	41.48
8	Thayer, Laura	20	NEBR	42.00
9	Hamilton, Sarah T	22	CMS	43.22

2012 Marriott USMS Summer Nationals
CenturyLink Center Omaha
Meet Program - Sunday, July 8, 2012

#36 Men 50 LC Meter Breaststroke

Sponsor: Woodlands Masters Swim Team

Lane	Name	Age	Athlete	Seed Time
Heat 1 of 20 Finals				
0	Coles, Bill	77	SDSM	52.35
1	Wendel, Hans D	76	MESC	49.80
2	McIntyre, David R	75	GOLD	49.11
3	Magee, Pete	75	MINN	49.40
4	Bailie, Bob	77	WMST	49.85
5	Doud, Bob R	89	MICH	1:37.39
6	Hoppe, Frederick J	85	SDSM	50.41
7	Greenberg, Barton H	88	NEBR	1:00.00
8	Woods, Albert H	83	GAJA	52.47
9	Furman, Joseph E	80	MINN	1:33.65
Heat 2 of 20 Finals				
1	Diehl, David J	71	YWMA	51.90
2	Easterla, David A	74	MOVY	49.26
3	Burgess, Thom	70	CMS	44.00
4	Freshley, Mike R	71	SDSM	41.14
5	Loewe, Raymond D	70	UNAT	42.53
6	Reid, Walt	72	PNA	45.00
7	Kilroy, Thomas J	70	ADMS	50.10
8	Quigley, George J	72	INDY	56.50
Heat 3 of 20 Finals				
0	Kleeman, Rolly D	62	NEBR	48.18
1	Myers, Samuel L	63	MINN	46.10
2	Fine, Gary M	62	MINN	43.97
3	Roski, Richard A	63	MWA	42.93
4	Fulljames, Rick C	61	LVM	43.41
5	Beeman, Gregg F	62	NEBR	45.83
6	Felton, Richard A	64	TOC	46.95
7	Fuenmayor, Jose	68	UNAT	43.23
8	Pohlmann, John T	69	SLAM	43.09
9	Andreano, Vincent F	68	MWA	44.19
Heat 4 of 20 Finals				
0	Goldstein, Donald E	66	NEBR	42.00
1	List, Robert W	67	GSMS	40.49
2	Boak, Thomas D	69	WMST	39.50
3	Andersen, Peter	69	SDSM	38.74
4	Strand, Robert	66	ROSE	35.25
5	Powers, Matt G	66	TULS	37.10
6	Meyerhoff, Rick	65	TAM	38.85
7	Reed, Ed	69	CTMS	39.70
8	Peterson, Steven B	66	PNA	40.95
9	Campbell, John F	65	MVN	43.00
Heat 5 of 20 Finals				
0	Boulding, Paul	61	BBSS	41.00
1	Kerns, Hubie	63	VCM	36.94
2	Schmitz, Robert L	60	NCMS	35.31
3	Wright, Robert W	62	MOVY	34.36
4	Shead, Timothy M	60	GOLD	34.00
5	Colella, Rick	61	PNA	34.00
6	Stark, Allen L	63	OREG	35.10
7	Walker, Rick B	62	SYSM	36.28
8	Yellman, Don R	62	MOVY	39.30
9	Reid, Joe	64	GAJA	41.38

Heat 6 of 20 Finals

1	DiBiase, Patrick J	57	NEBR	45.00
2	McLinden, Stephen K	57	UNAT	40.69
3	Trussell, Tony E	57	PMST	39.70
4	Carvotta, Tom	57	ADMS	38.92
5	Welchlin, Bob	55	MOVY	39.14
6	Anderson, Jay	56	MINN	39.90
7	Arnold, Clifford N	59	VMST	42.58

Heat 7 of 20 Finals

0	Westphal, Kent B	56	IM	38.20
1	Marshall, D Scot	56	WMST	37.00
2	Louie, Jamie	55	CMS	36.78
3	Waterbury, Stuart S	59	CMS	34.88
4	Groselle, Jack R	58	SYSM	33.58
5	Finn, Peter R	58	DOC	34.50
6	Taylor, Chip	55	CTMS	36.39
7	Woodruff, David L	56	DAM	36.95
8	Haberek, Cork	55	SKY	37.90
9	Hurry, Gary	59	SWAT	38.50

Heat 8 of 20 Finals

1	Mabile, Glenn	52	HMS	47.20
2	Drake, Bruce	50	NEBR	44.00
3	Albright, Philip W	52	MVN	39.36
4	Haden, Keith	51	SSMS	38.75
5	Robertson, Scott A	53	NEBR	38.80
6	Good, Travis	52	RMST	42.08
7	McCarthy, Shaun	52	PCAT	45.67
8	Moore, Scott R	40	MOVY	40.13

Heat 9 of 20 Finals

0	Adams, Noel V	50	AGUA	37.90
1	Andersen, David R	52	NEBR	37.65
2	Wells, Dave	53	NEBR	36.60
3	Holmberg, Tom	54	IM	36.41
4	Baird, Jeff A	53	PHX	35.91
5	Tuchler, David	54	IM	36.00
6	Wall, Chris L	50	SCAQ	36.48
7	Richey, Steven C	52	MOST	37.22
8	Stilling, Douglas E	54	SWOM	37.75
9	Vargas, Enrique	51	ARIZ	38.50

Heat 10 of 20 Finals

0	Matysek, Jim	53	SYSM	35.72
1	Harris, Mark E	50	ALEX	35.21
2	Hellmann, Ralph P	51	UNAT	34.60
3	Holland, David A	54	WMAC	34.50
4	Guthrie, David M	52	TXLA	32.03
5	Scott, Greg C	53	CMS	34.00
6	Vargas, Daniel	52	ARIZ	34.50
7	Brenner, Bill	54	SYSM	34.81
8	Sherman, Bill	54	MOVY	35.38
9	Godoy, Francisco J	54	WMST	35.76

Heat 11 of 20 Finals

0	Divo, Elias B	46	WMST	41.78
1	Sloup, Chuck J	49	NEBR	40.65
2	Wilson, Todd	48	SRM	39.94
3	Prey, Ken L	46	NEBR	39.04
4	Young, Robert	48	IM	38.44
5	Armstrong, Jeff J	48	MINN	39.89
6	Frisbie, Adam	48	NEBR	40.00
7	Kersten, Craig M	46	NEBR	41.17
8	Holmes, Todd	43	CMS	38.98
9	Castleton, Tom	41	ROSE	39.11

Heat 12 of 20 Finals

0	Cole, Andrew J	49	GOLD	37.44
1	Gould, Tom A	47	CMS	36.20
2	Rainkin, Mark C	46	PHX	36.01
3	Thompson, Anthony G	48	MOVY	35.21
4	Pepe, Marshall	48	SYSM	34.85
5	Fredrick, Derron C	45	NEBR	35.00
6	Fiser, Graeme A	46	SFTL	36.00
7	DuBay, John	48	UNAT	36.10
8	Hillman, Allen F	45	SYSM	37.22
9	Hartford, Doug S	49	MSBC	38.34

Heat 13 of 20 Finals

0	Waud, Timothy P	45	OREG	34.33
1	Rasmussen, Anders M	49	TXLA	34.00
2	Mench, Edward H	46	SYSM	33.24
3	Keyser, David	45	CSMT	32.90
4	Livingston, Terry	45	BLU	32.00
5	Heber, Scott	46	DAMM	32.50
6	Figuerola, Roberto	45	CSLA	33.13
7	Jimenez, Carlos A	48	RICE	33.57
8	Condon, Doug	49	TVM	34.10
9	Divis, Gregory C	49	NEBR	34.40

Heat 14 of 20 Finals

0	Jaworski, Chip	42	SKY	37.50
1	Nance, Chad A	40	O*H*	36.85
2	Butler, Owen D	40	NEBR	36.00
3	Lage, Terry L	44	SFTL	35.57
4	Ripken, Bryan	40	MINN	34.58
5	Fernandez, Gaston J	42	DOM	35.20
6	Cambias, Rob J	44	SMS	35.66
7	Chang, Tinjin P	43	NEBR	36.52
8	Gentile, Gregory A	40	TPIT	37.50
9	Bertran, Lawrence O	44	DOM	37.52

Heat 15 of 20 Finals

0	Stephens, Ryan K	41	INDY	33.50
1	Solano, Abraham E	43	SKY	32.78
2	Stier, Scott J	43	SYSM	32.50
3	Butcher, Rob	40	SYSM	31.00
4	West, Steve T	40	NOVA	30.02
5	Rezek, Tony	40	MOVY	30.80
6	Huggins, Dale R	40	TXLA	32.25
7	Doane, Michael P	42	TERR	32.72
8	Tiltmann, Laren A	42	WMAC	33.50
9	Doherty, Todd S	41	PNA	34.41

2012 Marriott USMS Summer Nationals
CenturyLink Center Omaha
Meet Program - Sunday, July 8, 2012

Heat 16 (#36 Men 50 LC Meter Breaststroke)		
0	Greenwood, Scott C	35 TOC 38.00
1	Glass, Mark W	38 WMST 37.27
2	Jensen, Brian R	36 CMS 36.01
3	Counts, Glenn M	35 LVM 33.51
4	Reuter, Adam K	38 PAFC 33.15
5	Nolte, Rich	39 NEBR 33.21
6	Albino, Jorge E	37 SYSM 35.90
7	Mieses, Franklin M	38 DOM 36.10
8	Velez, Rafael A	38 DOM 37.49
9	Barta, Nick R	28 CMS 36.34
Heat 17 of 20 Finals		
0	Tiozzo, Eduard	39 SFTL 32.64
1	Mason, Michael	38 ROSE 32.32
2	Eisenhuth, Matthew S	38 CMS 31.30
3	Jacobson, Brian L	39 MINN 30.79
4	Comings, Jeff P	38 PHX 28.98
5	Lee, Ryan E	36 MOVY 30.76
6	Christoffel, Ben J	36 INDY 31.07
7	El Dokor, Tarek A	37 PHX 32.30
8	Bonarelli, Pier P	36 DOM 32.60
9	Stich, Darryl D	37 WMAC 33.00
Heat 18 of 20 Finals		
0	Lima, Raphael G	31 MWA 38.04
1	Krell, David	34 CMS 37.25
2	Bergstedt, Brent M	32 CMS 34.62
3	Corcho, Rodrigo A	33 SFTL 32.83
4	Marshall, Gary N	30 TOC 30.34
5	Martinez Quintanilla, Jordi	31 NEM 31.50
6	Durieux, Chad A	33 ROSE 33.36
7	Nguyen, Son	33 MESC 35.90
8	Olhoft, Jared	30 MINN 37.76
9	Cleary, Kevin H	29 OREG 36.13
Heat 19 of 20 Finals		
0	Schlichter, Zachary M	29 SFTL 35.15
1	Ganiyev, Doston	25 CMS 33.72
2	Conroy, Chris	27 PNA 33.00
3	Yung, Cejeh J	27 PNA 31.00
4	Dorr, John W	29 TOC 29.99
5	Deery, Kyle B	28 SYSM 30.04
6	Peterson, David A	27 NEBR 31.00
7	Taylor, Dylan	25 PHX 33.42
8	Stroh, Christopher M	25 SCMC 34.33
9	Nydegger, Bryan C	25 CMS 35.51
Heat 20 of 20 Finals		
1	Wood, Nick	24 OREG 35.92
2	Hamilton, Nathan P	18 CMS 35.36
3	Bates, Curren	22 SCMC 33.02
4	Phelps, Michael R	24 CMS 32.85
5	Bower, Kenny G	24 TOC 32.90
6	Anderson, Travis W	24 PHX 35.10
7	Malasky, Martin E	24 TOC 35.90
8	Miess, David	23 ROSE 38.11

#37 Women 100 LC Meter Backstroke			
Sponsor: P2Life			
Lane	Name	Age	Seed Time
Heat 1 of 15 Finals			
1	Stevens, Ann B	79 IM	2:30.00
2	Henderson, Martha J	76 FACT	2:13.13
3	Whitehead, Dorothy A	77 IAMA	2:02.00
4	Kennedy, Judy A	75 NEBR	1:58.00
5	Coakley, Marian W	75 NEM	2:05.05
6	Dietz, Flo C	77 IAMA	2:14.06
7	Lorenzi, Betty S	85 FACT	1:53.28
8	Goggin, Georgia	83 MOST	2:30.50
Heat 2 of 15 Finals			
1	Fasbender, Alice J	74 SMM	2:50.00
2	Manheim, Lucy M	70 RMST	2:04.59
3	Jebe, Margit H	74 T2NM	1:46.50
4	Ward, Joy	70 OREG	1:35.15
5	Schreiner, Beth	71 VMST	1:44.09
6	Leilich, Joann	73 WMST	1:55.00
7	Hutinger, Margie	72 FMM	2:42.63
Heat 3 of 15 Finals			
1	Phipps, Mariana	68 NEBR	1:53.00
2	Hashimoto, Christine L	65 CMS	1:50.98
3	Ventura Visbal, Rosa V	65 SFTL	1:46.16
4	Pohlmann, Mary M	67 SLAM	1:39.25
5	Burfeind, Betty	65 IM	1:44.13
6	Rousseau, Sandi	65 OREG	1:48.00
7	Smollen, Carol S	68 MINN	1:52.93
8	Seidler, Jeanne E	66 WMAC	3:15.00
Heat 4 of 15 Finals			
0	Casey, Kathrine J	64 PNA	1:50.64
1	Asleson, Elke M	60 OREG	1:49.35
2	McBride, Darcy A	61 NEBR	1:42.91
3	Brooks, Catherine	64 AKMS	1:39.00
4	Val, Laura B	61 TAM	1:20.00
5	Preissler, Stella	63 PNA	1:34.11
6	Hummel, Barbara R	60 NEM	1:41.21
7	Williams, Dale B	60 SMS	1:45.75
8	Stengel, Alta F	62 SDSM	1:50.14
9	Stark, Carol R	64 OREG	2:19.16
Heat 5 of 15 Finals			
2	Watts, Sue N	58 1776	1:36.00
3	Wedaman, Karen P	59 VACA	1:35.46
4	Brault, Danielle	56 MSBC	1:33.66
5	Christensen, Sue M	56 NEBR	1:35.00
6	Alton, Dale	55 GAJA	1:35.50
7	Ogden, Pamela C	55 MINN	1:51.66
Heat 6 of 15 Finals			
0	Guins, Ann H	59 O*H*	1:32.18
1	Hines, Mary Anne	55 WMST	1:28.00
2	Craffey, Joan P	59 AGUA	1:27.80
3	Blattner, Susan	55 MOVY	1:23.70
4	Andrus-Hughes, Karen	55 OREG	1:16.83
5	Einsidler, Karen L	56 AGUA	1:23.00
6	Larson, Linda L	57 SFTL	1:27.27
7	Jones, Beth	55 RIDG	1:27.94
8	Kirkpatrick-Reno, Nancy	57 CVMM	1:29.00
9	Glassman, Debbie A	59 PNA	1:32.90

Heat 7 of 15 Finals			
0	Matysek, Anna Lea	51 SYSM	2:05.00
1	Neal, Jeanie D	52 NEBR	1:59.00
2	Tomlinson-Macias, Melinda I	54 HMS	1:31.90
3	Thomas, Ann B	52 SFTL	1:31.99
4	Cook, Sally A	51 ROSE	2:00.56
5	Schick, Lori A	49 SFTL	1:37.26
6	Schwartz, Lisa	49 IM	1:31.62
7	Larson, Kristin	46 LYTA	1:35.50
8	Hamilton, Jamie S	47 SLAM	1:57.22
Heat 8 of 15 Finals			
0	Cuda, Suzanne E	52 MOST	1:28.75
1	Goodman, Ann R	53 OREG	1:26.24
2	Doyle, Deanna	54 SYSM	1:25.00
3	Ballard, Barbara	53 HOPK	1:21.29
4	Kelsall, Rosemary	50 MSBC	1:18.01
5	Brightwell, Kim M	52 RMST	1:18.74
6	Hajost, Cynthia M	52 RMST	1:24.00
7	Edgar, Barb L	50 NEBR	1:25.94
8	Smart, Denise L	50 TULS	1:28.52
9	Sutherland, Erica	53 MPM	1:30.23
Heat 9 of 15 Finals			
0	Prey-Luedtke, Sharill L	48 NEBR	1:28.00
1	Hacker, Sara	48 IM	1:23.98
2	Sappey, Collette H	48 CMS	1:20.61
3	Freund, Shelle	47 WMST	1:18.49
4	Reynolds, Ellen M	48 SAWS	1:09.19
5	Vazquez, Maria E	47 GAJA	1:17.33
6	Wolff, Celia	46 NCMS	1:19.97
7	Countrymann, Marianne	48 GAJA	1:23.75
8	Goldsmith, Dara	46 LVM	1:27.27
9	Commons, Trisha M	48 MVN	1:30.00
Heat 10 of 15 Finals			
1	Ehringer, Susan M	44 SKY	1:34.16
2	Boodt, Heidi M	43 LVM	1:20.21
3	Decker, Teddy S	40 CAQM	1:16.58
4	Tejeda, Ana Y	41 DOM	1:13.10
5	Day, Nadine K	42 DANY	1:16.41
6	Stewart, Ann K	42 GOLD	1:19.54
7	Ruberto, Laura M	42 PHX	1:25.00
Heat 11 of 15 Finals			
1	Kyff, Jennifer J	39 METR	1:28.46
2	Roddin, Julie	36 ANCM	1:21.02
3	Culjat, Janet M	36 NEBR	1:14.33
4	Guzman, Shanna L	36 TOC	1:11.45
5	Wetstone, Susan	39 PNA	1:13.00
6	Compton, Rebecca	39 SLAM	1:20.52
7	Criscione, Anicia	39 OREG	1:28.07
8	Washburn, Michelle	38 MOVY	1:31.37
Heat 12 of 15 Finals			
2	Jones, Rose	34 INDY	1:26.67
3	Goodwin, Amy	31 IM	1:23.22
4	Phillipson, Stephanie E	33 NEBR	1:23.00
5	King, Rebecca L	32 SMS	1:23.19
6	Payne, Elizabeth E	30 NEBR	1:26.00

2012 Marriott USMS Summer Nationals
CenturyLink Center Omaha
Meet Program - Sunday, July 8, 2012

Heat 13 (#37 Women 100 LC Meter Backstroke)

0	Klein, Stephanie M	30 PMST	1:21.45
1	Pallo, Cassy	31 MOVY	1:20.46
2	Hlad, Becca	32 CMS	1:13.00
3	Pansini Rose, Christina	32 NEM	1:12.22
4	Inada, Noriko	34 PHX	1:05.00
5	Grover, Mollie K	31 TERR	1:11.96
6	Hyman, Misty D	33 PHX	1:12.69
7	Watanabe, Naoko	30 TOC	1:15.82
8	Schoenlank, Julie A	32 METR	1:20.56
9	Wallace, Tricia M	31 MINN	1:21.45

Heat 14 of 15 Finals

0	Mollenhauer, Dianna L	27 MINN	1:25.02
1	Mabile, Christine E	25 SAWS	1:23.24
2	Espiritu, Vicki	27 TVM	1:16.38
3	Van Erden, Jayme K	27 RMST	1:14.96
4	O'Leary, Britta	28 AWJ	1:07.00
5	Clapp, Marissa L	25 WMST	1:11.00
6	Blocker, Vicki S	29 RICE	1:16.00
7	Loper, Tracey E	29 CMS	1:20.71
8	Gregory, Amanda	27 NEBR	1:24.00
9	Gifford, Heather A	26 SFTL	1:35.00

Heat 15 of 15 Finals

0	Taylor, Whitney L	23 PHX	1:25.32
1	Griffin, Bethanie	23 NEBR	1:20.30
2	Thayer, Emily	22 NEBR	1:20.00
3	MacClain, Dakota D	21 CMS	1:17.17
4	Shockey, Kayla	18 UNAT	1:07.96
5	Kosmalska, Anna M	19 UCLA	1:10.79
6	Bates, Elissa	22 TULS	1:19.20
7	Terrell, Stephanie L	24 SFTL	1:20.00
8	Hopkins, Cait M	23 NEBR	1:23.53
9	Wehde, Barbara L	24 NEBR	1:29.00

#38 Men 100 LC Meter Backstroke

Sponsor: P2Life

Lane	Name	Age	Athlete	Seed Time
------	------	-----	---------	-----------

Heat 1 of 18 Finals

0	Coles, Bill	77	SDSM	1:51.26
1	McIntyre, David R	75	GOLD	1:38.52
2	Martin, Raymond	75	MICH	1:26.67
3	Jones, Burwell	79	SYSM	1:28.00
4	Magee, Pete	75	MINN	1:44.41
5	Hutinger, Paul	88	FMM	2:15.00
6	Roudebush, George M	87	PNA	2:46.18
7	Manheim, Frank T	82	RMST	1:50.05
8	Raiborn, Louis M	81	MOST	1:57.26

Heat 2 of 18 Finals

0	Monahan, Richard S	71	METR	1:58.55
1	Holthaus, Roger R	73	NEBR	1:45.80
2	Diehl, David J	71	YWMA	1:45.00
3	Verth, Tom	74	SYSM	1:25.20
4	Van Baalen, Vinus	70	SYSM	1:18.96
5	Roddin, Hugh J	70	ANCM	1:25.00
6	Reid, Walt	72	PNA	1:40.00
7	Gibbs, Jim	71	PCAT	1:45.60
8	Gillanders, David	73	ARKM	1:46.48

Heat 3 of 18 Finals

2	Wright, Gregg F	65	NEBR	1:45.00
3	Farmer, Michael W	65	ROSE	1:37.41
4	Campbell, John F	65	MVN	1:39.00
5	Brooks, Forest	65	AKMS	3:32.27
6	Cowing, John M	63	MICH	1:33.00
7	Sutton, Richard K	64	NEBR	1:35.90

Heat 4 of 18 Finals

0	Walker, Larry	69	SLAM	1:34.38
1	Noble, Dave N	69	MOVY	1:30.00
2	Couch, Bob E	65	SYSM	1:21.69
3	Brzezinski, Jay	65	PALM	1:17.00
4	Wilder, Hugh	65	SRM	1:12.20
5	Burns, Richard	69	TAM	1:15.00
6	Bateman, Bryan J	65	IM	1:17.50
7	Parsons, Roger L	65	GOLD	1:28.66
8	Boak, Thomas D	69	WMST	1:33.50
9	Quanrud, John O	66	GAJA	1:34.77

Heat 5 of 18 Finals

0	Fisk, Floyd M	60	SAWS	1:26.42
1	Mehl, Don	61	RGSC	1:25.00
2	Bruce, Bob A	64	OREG	1:23.01
3	Reid, Joe	64	GAJA	1:21.80
4	Thompson, Jim M	61	INDY	1:20.84
5	Schmitz, Robert L	60	NCMS	1:21.14
6	Foreaker, Don	60	SRM	1:23.00
7	Glidden, Chip	62	MOVY	1:24.53
8	Hitch, Walter D	60	ROSE	1:26.00
9	Schiller, Harry B	62	UNAT	1:29.43

Heat 6 of 18 Finals

0	Warner, Frank	63	PNA	1:19.50
1	Lucas, James B	62	SCAQ	1:18.47
2	Thompson, Frank L	61	MICH	1:17.36
3	Tharp, Greg J	62	WMST	1:14.33
4	Shead, Timothy M	60	GOLD	1:12.00
5	Pugliese, Mark	60	ANCM	1:13.71
6	Lawton, Robert K	61	NEM	1:15.00
7	Owen, David H	60	GOLD	1:18.00
8	Hawkins, Carl W	60	TMM	1:18.90
9	Taylor, Gordon S	61	PHX	1:19.77

Heat 7 of 18 Finals

0	Quandt, Tom B	52	NEBR	1:31.90
1	Mitchell, Robert W	54	FMT	1:27.80
2	Smits, Ted V	51	NEBR	1:22.40
3	Macias, Jesse G	54	HMS	1:20.61
4	Krysl, Gary L	50	NEBR	1:26.33
5	Stewart, Mark A	50	MOVY	1:30.00
6	Pullen, Edward	58	NEBR	1:44.00
7	Gambrel, Patrick A	58	NEM	1:23.77
8	Sylvester, John E	55	SYSM	1:24.00

Heat 8 of 18 Finals

0	Welchlin, Bob	55	MOVY	1:17.00
1	Williams, Bruce F	59	RICE	1:15.50
2	Supple, Robert C	58	CAQM	1:12.50
3	Konecny, Ron	59	NEBR	1:10.07
4	Barton, Tom	56	PCAT	1:05.46
5	Klein, Jonathan E	55	NCMS	1:06.89
6	Graham, Donald	58	PNA	1:11.97
7	Fochios, Dean T	58	WMAC	1:12.80
8	Kristek, Tom	55	NITR	1:15.73
9	Niemi, Ken	57	BERK	1:18.30

Heat 9 of 18 Finals

0	Agathon, John C	53	WMST	1:20.44
1	Harding, Brinker	51	NEBR	1:18.92
2	Matz, Michael S	51	PAFC	1:18.57
3	White, Steve G	52	WMST	1:17.35
4	Stolshek, Bradley S	51	CVMM	1:16.99
5	Boone, Lou	51	OREG	1:17.01
6	Benner, Tord E	53	NOVA	1:17.85
7	Kealy, Daniel E	54	IAMA	1:18.79
8	Schwietz, Mark B	53	PHX	1:19.59
9	Cattles, Steve	53	CMS	1:20.61

Heat 10 of 18 Finals

0	Tininenko, Brent M	51	ARKM	1:15.12
1	McCarthy, Patrick J	53	GAJA	1:14.83
2	Boileau, Mike	51	CMS	1:11.56
3	Kone, Bruce C	54	RICE	1:09.74
4	Wood, Steve	52	BLU	1:01.89
5	Wells, Brad R	51	MOVY	1:08.00
6	Sheaves, Mike	54	UNAT	1:10.26
7	Hendrick, Marty	54	SFTL	1:14.01
8	Melanson, Edward L	50	CMS	1:15.00
9	Sikora, Rod	52	DAMM	1:15.90

Heat 11 of 18 Finals

1	Magnusson, Brent	41	MOVY	1:15.50
2	Callan, Sean P	43	TULS	1:12.86
3	Wiewel, Matt	44	MOVY	1:10.66
4	Nance, Chad A	40	O*H*	1:12.20
5	White, James H	42	BSLM	1:15.00
6	Cusack, Clif	43	CMS	1:15.74
7	McGlynn, Michael J	39	NEBR	1:37.00
8	Finch, William H	47	CSI	1:30.00

Heat 12 of 18 Finals

0	Gross, Kelly	46	LVM	1:16.10
1	Phelps, Brian R	48	CMS	1:14.50
2	Mc Ginley, Patrick B	49	ROSE	1:13.62
3	Gale, Andrew J	46	MOST	1:13.20
4	Clear, Kirk W	45	VMST	1:10.38
5	Jordan, Jim R	47	FINS	1:12.61
6	Schlichting, Randy J	47	MINN	1:13.56
7	Boosin, Michael J	46	SCAQ	1:13.70
8	Le Vasseur, Andrew P	49	CMS	1:15.00
9	Cole, Andrew J	49	GOLD	1:19.00

**2012 Marriott USMS Summer Nationals
CenturyLink Center Omaha
Meet Program - Sunday, July 8, 2012**

Heat 13 (#38 Men 100 LC Meter Backstroke)

0	Vicioso, Danilo	49 DOM	1:09.00
1	Mehok, George K	45 SYSM	1:07.45
2	Elschafei, Emad H	46 TERR	1:05.99
3	Irvin, Mike	45 NEBR	1:05.00
4	Malas, Bryan	45 IM	1:04.16
5	Davis, Ross C	46 WMST	1:04.44
6	Sundahl, Philip J	47 WMST	1:05.59
7	Dickson, Kurt F	45 ARIZ	1:07.36
8	Mench, Edward H	46 SYSM	1:08.00
9	Stecher, Rick	47 SKY	1:10.03

Heat 14 of 18 Finals

0	Fernandez, Gaston J	42 DOM	1:09.02
1	Watson, Paul	43 NEBR	1:06.98
2	Blessing, Tyler J	40 TXLA	1:04.70
3	Rees, Greg	43 SVY	1:03.95
4	Davis, Josh	40 MOST	59.00
5	Ross, Michael S	44 MESC	1:02.01
6	Tiltmann, Laren A	42 WMAC	1:04.50
7	Mortimer, Steve R	42 SYSM	1:05.95
8	Barr, J B	44 NEBR	1:07.22
9	Munguia, Elias S	40 UNAT	1:09.21

Heat 15 of 18 Finals

0	Maydak, Jeffrey M	39 NAST	1:11.78
1	Reuter, Adam K	38 PAFC	1:10.16
2	Nakahodo, Sidney	37 NCYM	1:09.75
3	Basilis, Carlos	35 DOM	1:06.00
4	Comings, Jeff P	38 PHX	1:00.44
5	Rasser, Eric D	35 NEBR	1:03.00
6	Tiozzo, Eduard	39 SFTL	1:07.00
7	Greenwood, Scott C	35 TOC	1:10.00
8	Beaty, John	37 RATS	1:10.85
9	Bowcott, Sydney J	35 NEBR	1:27.14

Heat 16 of 18 Finals

2	Kendig, Jamie M	32 SYSM	1:12.99
3	Barley, Adam S	31 VMST	1:07.50
4	Doak, Kevin	31 MICH	57.44
5	Marshall, Gary N	30 TOC	1:05.00
6	Oo, Aung Sann	31 ARIZ	1:10.05
7	Tolman, Fred	30 UNAT	1:15.80

Heat 17 of 18 Finals

1	Hiskey, Justin R	28 MARY	1:10.25
2	Taylor, Dylan	25 PHX	1:08.87
3	Gullett, Jeffrey D	29 CMS	1:05.00
4	Benoit, Matthew	25 TOC	1:03.00
5	Dorr, John W	29 TOC	1:04.10
6	Shiosaki, Daniel T	28 RICE	1:07.15
7	Perrott, Bryan	27 UNAT	1:09.23
8	Enenbach, Jonathan D	28 NEBR	1:14.00

Heat 18 of 18 Finals

0	Sharman, Jared C	24 NEBR	1:09.94
1	Shaheen, Luke	24 SYSM	1:08.10
2	Matthews, Christian S	21 RMST	1:05.56
3	Beeman, Daniel P	19 NEBR	1:04.23
4	Armstrong, Patrick R	21 CMS	1:03.27
5	Andrade, Vicente E	24 SFTL	1:03.77
6	Martin, Adam E	21 WMSC	1:05.00
7	Jackwin, Eric L	23 GOLD	1:07.63
8	Dwyer, Jesse D	20 LVM	1:09.00
9	Murphy, Douglas E	21 UNAT	1:12.14

2012 Marriott USMS Summer Nationals
CenturyLink Center Omaha
Psych Sheet - Sunday, July 8, 2012

#39 Women 200 LC Meter Freestyle

Name	Age	Athlete	Seed Time
1 Van Matre, Traci A	25	TXLA	2:06.87
2 Ketcham, Lauren	24	NEBR	2:10.00
3 Rowe, Luane	23	TVM	2:12.00
4 Stover, Joy	36	MOVY	2:14.91
5 Ridge, Jennifer	44	IM	2:15.46
6 Parker, Emily S	27	SDSM	2:16.14
7 Reynolds, Ellen M	48	SAWS	2:17.97
8 Kendig, Alicia M	30	CMS	2:18.02
9 Simpson, Susanne B	52	NOVA	2:18.18
10 Holman, Mary E	26	GSC	2:18.20
11 Holman, Sara E	26	GSC	2:18.33
12 Bailey, Lauren T	19	CMS	2:18.62
13 Dawson, Deborah	44	NBAC	2:18.87
14 Welting, Laureen K	47	TOC	2:19.49
15 Bergfield, Alana N	25	WMST	2:19.80
16 Catallo-Madruga, Marci H	33	CMS	2:20.00
17 Varlas, Melissa D	39	SYSM	2:20.20
18 Segovia, Vanessa	29	GOLD	2:20.29
19 Stone, Stephanie	45	PCAT	2:21.00
20 Ksiazek, Kendra	31	SDSM	2:21.93
21 Childers, Lisa	33	SFTL	2:22.00
22 Jones, Eney	52	DAMM	2:22.22
23 Sorenson, T	46	MVN	2:22.49
24 Gellatly, Jill E	45	COOG	2:23.37
25 Espiritu, Vicki	27	TVM	2:23.99
26 Reynolds, Kelly M	42	MOVY	2:24.00
27 Thayer, Emily	22	NEBR	2:25.00
28 Olson, Carol	50	NEBR	2:25.66
29 Peterson, Megan K	29	PMST	2:25.70
30 Mathews, Erin	27	MARY	2:26.28
31 Cleavenger, Becky	49	CVMM	2:26.87
32 Pansini Rose, Christina	32	NEM	2:26.87
33 Harang, Tracie A	40	AKMS	2:26.95
34 Einsidler, Karen L	56	AGUA	2:28.00
35 Gregory, Amanda	27	NEBR	2:28.00
36 Stakem, Meredith A	31	DCAC	2:28.03
37 Pallo, Cassy	31	MOVY	2:28.18
38 Hopkins, Cait M	23	NEBR	2:28.74
39 Meyer, Marguerite	53	TOC	2:28.77
40 Adams, Kari S	46	LVM	2:28.93
41 Godges, Arlette A	48	SCAQ	2:29.00
42 Haecker, Irina	34	GSC	2:29.40
43 Kline, Lindsey K	25	NEBR	2:29.40
44 Stone, Julie D	41	HOPK	2:29.87
45 Ramirez, Yubelkis	29	DOM	2:30.00
46 Ingraham, Susan R	53	MOST	2:30.16
47 Groselle, Laura L	52	SYSM	2:30.38
48 Jensen, Karen	45	VACA	2:30.62
49 Gallagher, Kathy	48	ARIZ	2:31.00
50 Roddin, Julie	36	ANCM	2:31.33
51 Germonprez, Elizabeth H	40	MINN	2:31.78
52 Schmidgall, Christina	23	GSC	2:32.48
53 Massey, Melissa K	31	RAY	2:32.69
54 Martinez Borobio, Esther	30	NEM	2:33.00
55 Harlow, Megan M	25	DAMM	2:33.50
56 Grilli, Tracy L	55	NEM	2:33.65
57 Schickore, Jutta	48	DOC	2:33.75
58 Hagadorn, Heather	47	CMS	2:34.74

59 Kaseman, Ann E	40	NEBR	2:34.76
60 Grolle, Jamie V	29	LVM	2:35.00
61 Stiles, Jasmine	46	SDSM	2:35.00
62 Bates, Elissa	22	TULS	2:35.10
63 Harden, Shari	45	MOVY	2:35.80
64 Vazquez, Maria E	47	GAJA	2:36.27
65 Early, Marilyn E	55	MICH	2:37.00
66 Rembach, Nicole	51	CFSC	2:38.26
67 Gehr, Shannon J	28	NEBR	2:38.36
68 Johnson, Mindy	49	RMST	2:38.41
69 Stokes, Karin E	51	NEM	2:38.46
70 Mollenhauer, Dianna L	27	MINN	2:38.54
71 Zedonis, Lisa L	51	INDY	2:39.04
72 Schoenlank, Julie A	32	METR	2:39.15
73 Ihrke, Annette C	30	MINN	2:39.43
74 Freund, Shelle	47	WMST	2:39.77
75 Greene, Dana M	43	NCMS	2:39.97
76 Wehde, Barbara L	24	NEBR	2:40.00
77 Kryka, Nancy	57	MINN	2:40.17
78 Boody, Heidi M	43	LVM	2:40.67
79 Woodard, Alis Rojas	52	NCMS	2:40.80
80 Gunther, Heather	32	MOVY	2:41.00
81 Tyynismaa, Terri L	50	OREG	2:41.22
82 Howland, Heather	32	IM	2:41.43
83 Cuda, Suzanne E	52	MOST	2:42.89
84 Elsener, Lisa M	43	MOVY	2:43.15
85 Delmage, Arlene	50	OREG	2:45.00
86 Sullivan, Erin M	55	NEBR	2:45.17
87 Pedersen, Christine E	54	INDY	2:46.00
88 Wymelenberg, Lynn A	57	RMST	2:46.08
89 Curran, Emily T	33	MOVY	2:47.98
90 Henderson, Kristin W	52	DAMM	2:48.00
91 Craffey, Joan P	59	AGUA	2:48.05
92 Weihl, Kari N	23	NEBR	2:48.67
93 Ewen, Chrystena E	38	NEM	2:49.91
94 Dodd, Dina	49	BRS	2:50.00
95 Hurst, Joan E	48	MOVY	2:50.00
96 Dau, Janice A	50	CMS	2:50.66
97 Fries, Beth	54	MESC	2:51.06
98 Fahey, Lisa	42	AGUA	2:53.41
99 Derr, Kirsten L	48	CMS	2:55.00
100 Dills, Suzanne L	67	PNA	2:55.10
101 Ogden, Pamela C	55	MINN	2:56.22
102 Watts, Sue N	58	1776	2:56.83
103 Hilpert, Bess	57	TXLA	2:58.30
104 Shoenerberger, Linda R	65	TAM	3:00.50
105 Dillon, Sally A	66	PNA	3:02.40
106 Braaten, Kitten	57	VMST	3:02.41
107 Lees, Terri A	59	MOVY	3:08.79
108 Loecke, Heidi L	41	MOVY	3:08.79
109 Samland, Gina M	48	NEBR	3:10.07
110 Norris, Christina R	57	SKY	3:11.53
111 Schreiner, Beth	71	VMST	3:12.95
112 Weston, Susan E	61	SDSM	3:13.95
113 Ridout, Nancy J	70	TAM	3:16.53
114 Berk, Sherie	59	SFTL	3:17.70
115 Catt, Vicki L	51	MOVY	3:20.00
116 Clifford, Gynt	74	MOST	3:20.23
117 Durrant, Betsy	71	VMST	3:21.55
118 Birkhead, Jane C	72	MOST	3:21.67
119 Baldwin, Tricia A	22	SKY	3:23.09

120 Oberg, Jane G	75	CMS	3:25.70
121 Baker, Michelyn	48	KNIG	3:30.00
122 Hughes, Cindy S	51	CMS	3:35.00
123 Prall, Winifred S	65	CMS	3:35.32
124 Hashimoto, Christine L	65	CMS	3:37.39
125 Bohl, Nan	83	MOVY	3:37.56
126 Smollen, Carol S	68	MINN	3:37.81
127 Tullman, Patricia A	75	FMM	3:45.80
128 Caldwell, Dionne B	80	NOVA	3:56.00
129 Harkreader, Patricia C	76	NEBR	4:03.00
130 Johnson, Ruth B	79	IAMA	4:19.00
131 Campbell, Joan K	82	FACT	4:20.11
132 Stevens, Ann B	79	IM	4:35.00
133 Trevison, Ellie	69	FACT	4:40.00
134 Rummer, Patricia A	70	IM	4:40.20
135 Bogue, Sherri L	48	FMM	4:40.59

#40 Men 200 LC Meter Freestyle

Name	Age	Athlete	Seed Time
1 Davis, Josh	40	MOST	1:54.00
2 DeBerry, Tyler	28	ARIZ	1:58.00
3 Cunnick, Charles W	26	IM	1:58.66
4 Gaines, Billy	31	LVM	2:00.00
5 Davis, Ross C	46	WMST	2:02.98
6 Yung, Cejih J	27	PNA	2:03.00
7 Carter, Paul V	55	TOC	2:04.00
8 Conroy, Chris	27	PNA	2:05.00
9 Wadley, Bradley	33	WH2O	2:05.00
10 Nadler, Brian C	23	CVMM	2:05.19
11 Fisk, Jared M	20	SAWS	2:05.69
12 Jackwin, Eric L	23	GOLD	2:06.12
13 Webb, Cameron	26	ART	2:06.45
14 Hamilton, Nathan P	18	CMS	2:06.87
15 Dickson, Kurt F	45	ARIZ	2:06.88
16 Stewart, Tony A	39	MOVY	2:07.25
17 Bugg, Bob	55	GAJA	2:07.40
18 Stephenson, Dan	55	ROSE	2:07.50
19 Rodriguez, Ramses	40	SYSM	2:07.83
20 Smith, Stephen M	46	SAC	2:08.34
21 Bennett, Dennis	46	UNAT	2:08.34
22 Farrell, Andrew J	42	SFTL	2:08.42
23 Vazhenin, Igor V	48	AWJ	2:08.48
24 Groselle, Jack R	58	SYSM	2:08.56
25 Bockius, Ted C	46	UNAT	2:09.41
26 Barr, J B	44	NEBR	2:09.94
27 Niemann, Tom	38	NEBR	2:10.00
28 Lehmann, Karl M	27	SMS	2:10.13
29 Scott, Greg C	53	CMS	2:11.00
30 McCabe, Thomas J	55	IM	2:11.10
31 Mc Cracken, Bill	51	TVM	2:11.66
32 Stultz, Todd W	52	SYSM	2:11.91
33 Reynolds, Troy W	41	MOVY	2:12.00
34 Edwards, Dan	39	CMS	2:13.00
35 Colella, Rick	61	PNA	2:13.00
36 Sappay, Andrew D	52	CMS	2:13.80
37 Loftis, Mark	52	REDT	2:13.82
38 Strahota, Jeffrey R	32	TERR	2:13.84
39 Ito, Daisuke	32	SCAQ	2:14.62
40 Ragland, John C	25	OKMS	2:14.86
41 Stecher, Rick	47	SKY	2:14.86
42 Lucero, Michael D	42	ROSE	2:14.94

2012 Marriott USMS Summer Nationals

CenturyLink Center Omaha

Psych Sheet - Sunday, July 8, 2012

#40 ... (Men 200 LC Meter Freestyle)			102 Richey, Steven C	52 MOST	2:25.51	163 Nyffeler, Russell D	58 NEBR	2:50.00
43 Zhai, Eric	31 BCTM	2:15.00	103 Abarca, Wainer A	23 ABN	2:25.89	164 Amundsen, Joseph S	67 1776	2:51.14
44 Fochios, Dean T	58 WMAC	2:15.00	104 Miess, David	23 ROSE	2:25.95	165 Bernstein, Richard F	66 AGUA	2:53.00
45 Kratky, Bryan D	39 NEBR	2:15.35	105 Knox, Kevin	41 AKMS	2:26.62	166 Davis, Peter E	47 MOVY	2:55.00
46 Meacham, Garth D	30 LVM	2:15.59	106 Nilsen, David B	44 PHX	2:27.21	167 Moravec, Mike D	50 NEBR	2:55.00
47 Maluf, Juan C	40 DOM	2:16.05	107 Pratkelis, Pete T	45 IAMA	2:27.53	168 Lodwig, Keefe L	69 SYSM	2:55.00
48 Meredith, Benson B	43 NEBR	2:16.19	108 Rudloff, Edward	65 TOC	2:27.64	169 Recalde, Marco I	58 MOVY	2:56.22
49 Sheldon, Paul	42 UNAT	2:16.36	109 Hughes, John S	59 CMS	2:28.00	170 McLaughlin, Thomas A	53 UNAT	2:56.25
50 Falkner, Timothy A	27 PMST	2:16.39	110 Green, Bob E	47 MOVY	2:28.00	171 List, Robert W	67 GSMS	2:57.27
51 Lage, Terry L	44 SFTL	2:16.64	111 Patterson, Tim K	55 NEBR	2:28.10	172 Burgess, Thom	70 CMS	3:00.00
52 Moyle, Greg D	36 IAMA	2:16.75	112 Moore, Scott R	40 MOVY	2:28.29	173 Finch, William H	47 CSI	3:00.00
53 Holcomb, Barry R	43 MOVY	2:17.04	113 Peyton, Mike W	57 OREG	2:28.47	174 Shechter, Stanley J	80 AGUA	3:00.30
54 Mangano, Matthew A	35 SWOM	2:17.37	114 McCormick, Paul	65 CMS	2:28.90	175 Robertson, William F	76 TGM	3:00.60
55 Riley, John J	52 MOVY	2:17.42	115 Gerkin, Scott T	53 IAMA	2:29.00	176 McCarthy, Shaun	52 PCAT	3:00.61
56 Edge, Jonathan A	46 SCMC	2:17.59	116 Kealy, Tom P	56 IAMA	2:29.00	177 Sorenson, Tom C	39 MVN	3:01.60
57 Pohnert, Steven C	42 RMST	2:17.78	117 Recker, Robert L	46 NEBR	2:29.00	178 Peterson, Matland	28 PMST	3:03.29
58 Holmes, Robert C	50 SKY	2:18.00	118 Velez, Rafael A	38 DOM	2:29.50	179 Half, Henry M	70 MOST	3:04.56
59 Valley, Eric	51 PNA	2:18.07	119 Gross, Kelly	46 LVM	2:30.00	180 Hahn, Richard	70 NITR	3:04.57
60 Bailey, Jeff M	45 MICH	2:18.09	120 Simon, Chuck W	40 NEBR	2:30.00	181 Gosnold, Will D	72 DKTA	3:05.00
61 Miller, Matt D	35 OREG	2:18.13	121 Foreaker, Don	60 SRM	2:30.00	182 Oliver, Young P	65 NEBR	3:05.00
62 Taylor, Chip	55 CTMS	2:18.62	122 Orwick, David	53 MOVY	2:30.10	183 Magee, Pete	75 MINN	3:13.94
63 McCullough, Eric M	33 MOVY	2:18.73	123 Albright, Philip W	52 MVN	2:30.12	184 Martinez, Sergio	76 NCMS	3:14.00
64 Pardo, Robert R	39 SFTL	2:18.94	124 Landis, Tom	70 OREG	2:30.84	185 Blake, William V	75 MOST	3:18.00
65 Blatt, Michael J	57 VCM	2:19.39	125 Vacha, Steve J	57 NEBR	2:30.99	186 Gibbs, Jim	71 PCAT	3:18.20
66 Biles, James B	51 WMAC	2:19.50	126 Agathon, John C	53 WMST	2:31.31	187 Carey, James D	71 IAMA	3:18.42
67 Kooy, Jan F	40 UNAT	2:19.69	127 Wienk, Cody L	39 NEBR	2:31.50	188 Calwell, Mike N	72 MOVY	3:18.85
68 Hutchison, Ian M	26 MOVY	2:19.92	128 Wright, Robert E	58 DOC	2:31.63	189 Monahan, Richard S	71 METR	3:19.71
69 Rosinski, Thomas J	42 CMS	2:20.00	129 Wren, Mark B	54 OREG	2:31.80	190 Zeller, Max	74 AMT	3:25.00
70 Bookwalter, George	35 DOC	2:20.00	130 Harris, Mark E	50 ALEX	2:32.00	191 Buchan, Douglas T	69 SFTL	3:30.00
71 Mieses, Franklin M	38 DOM	2:20.00	131 Reed, Chuck	52 NEBR	2:32.00	192 Woods, Tom M	69 VMST	3:30.00
72 Ko, Scott Y	29 ROSE	2:20.00	132 Thompson, Reese E	53 MOVY	2:33.76	193 Kilroy, Thomas J	70 ADMS	3:36.10
73 Selles, Carl H	65 SPM	2:20.00	133 Morozin, Joseph H	52 PAFC	2:34.00	194 Trevison, Rick	70 FACT	3:47.00
74 Schenstrom, Warren	55 SRM	2:21.12	134 Larson, Allen J	59 OREG	2:34.52	195 Mullins, Stephen M	80 IM	3:50.00
75 Hagen, Dean	50 ARIZ	2:21.19	135 Kutsenko, Vadyim	67 AS	2:35.00	196 Stolz, Irwin W	83 GAJA	3:55.00
76 Kriger, Joel	59 SYSM	2:21.19	136 Harding, Brinker	51 NEBR	2:35.00	197 Raiborn, Louis M	81 MOST	3:55.09
77 Smolyar, Albert	44 SKY	2:22.00	137 White, Kenneth A	55 NEBR	2:35.00	198 Beach, Robert E	82 SPM	4:00.00
78 Walker, Rick B	62 SYSM	2:22.00	138 Dubrick, Jon S	44 ROSE	2:35.00	199 Hubbard, Donald J	85 SDSM	4:06.00
79 Bell, Alan	62 PNA	2:22.22	139 Bauer, Craig J	60 INDY	2:35.11	200 Quinn, Patrick J	81 ADMS	4:22.64
80 Leier, Brian	54 MMAC	2:22.27	140 Dodson, Phil L	59 IM	2:35.50	201 Ellis, Richard	80 AGUA	4:23.00
81 Ellis, Andrew F	44 TERR	2:23.00	141 Stevens, Craig W	59 1776	2:35.98	202 Murray, Dave	80 MOVY	6:20.00
82 Thornham, Chris J	31 LVM	2:23.09	142 Linden, David R	39 MINN	2:36.73			
83 Miller, Douglas A	24 GRIN	2:23.50	143 Campbell, Chris	51 MVM	2:37.00			
84 Martin, Thomas A	20 CMS	2:23.65	144 Vieira, Scott D	47 CMS	2:37.50			
85 Pospisil, Ronald R	55 PAFC	2:23.81	145 Warner, Frank	63 PNA	2:38.00			
86 Hatch, Eric	38 CMS	2:24.02	146 Rollins, Bruce W	63 WMST	2:39.92			
87 Childers, Casey	34 SFTL	2:24.42	147 Quigley, Jeff	55 DAMM	2:40.00			
88 Castleton, Tom	41 ROSE	2:24.58	148 Giitter, Joseph G	53 UNAT	2:40.00			
89 Lebbert, Riley J	23 NEBR	2:24.70	149 Praul, Sam	60 UNAT	2:41.21			
90 Owen, David H	60 GOLD	2:25.00	150 Nielsen, Charles D	67 MINN	2:42.41			
91 Apker, John L	51 NEBR	2:25.00	151 Vaughan, Jefferson A	57 DKTA	2:42.50			
92 Prince, Patrick W	50 NEBR	2:25.00	152 Nickodem, Peter W	63 HLJ	2:43.60			
93 Smith, Scott	50 NEBR	2:25.00	153 Johnston, Graham M	81 MOST	2:45.00			
94 MacLennan, John	61 NEM	2:25.00	154 Platt, Jay R	65 PAFC	2:45.00			
95 Pfaltzgraff, Mark	51 WMAC	2:25.00	155 Hardy, Rog	66 RICE	2:45.00			
96 Parker, Roger	59 YHFM	2:25.00	156 Beeman, Gregg F	62 NEBR	2:45.11			
97 Munson, Fred R	54 O*H*	2:25.19	157 Streicher, H Pete	62 CMS	2:45.50			
98 Bernard, Alan D	63 TAM	2:25.29	158 Holly, Alan L	65 ARIZ	2:46.00			
99 Heusinkvelt, Mitchell D	30 NEBR	2:25.47	159 Whitehead, Michael L	47 ROSE	2:46.00			
100 Hurry, Gary	59 SWAT	2:25.50	160 Quanrud, John O	66 GAJA	2:46.87			
101 Marshall, D Scot	56 WMST	2:25.50	161 Silberstein, Peter	60 NEBR	2:47.00			
			162 Ferreira, Pedro M	43 RAY	2:48.00			

2012 Marriott USMS Summer Nationals
CenturyLink Center Omaha
Meet Program - Sunday, July 8, 2012

#41 Women 50 LC Meter Butterfly

Lane	Name	Age	Athlete	Seed	Time
Heat 1 of 15 Finals					
0	Echeverria, Carmen I	72	MWA		1:01.44
1	Meyers, Susan L	70	INDY		50.00
2	Frid, Barbara	70	OREG		41.86
3	Ward, Joy	70	OREG		41.18
4	Clifford, Gynt	74	MOST		46.30
5	Rosenbaum, Barbara I	71	GSM		57.00
6	Johnson, Ruth B	79	IAMA		1:13.00
7	Oberg, Jane G	75	CMS		55.20
8	Fisher, Jane	76	GSM		1:11.28
9	Caldwell, Dionne B	80	NOVA		59.74
Heat 2 of 15 Finals					
2	Webb, Linda	67	SFTL		45.84
3	Welch, Sarah	65	PNA		41.70
4	Boak, Carolyn	67	WMST		38.90
5	Wentzel, Reemi B	67	UNAT		39.18
6	Rousseau, Sandi	65	OREG		43.50
7	Roddin, Ruth A	69	ANCM		54.00
Heat 3 of 15 Finals					
1	Felton, Anezka G	64	TOC		48.45
2	Williams, Dale B	60	SMS		43.15
3	Preissler, Stella	63	PNA		41.05
4	Val, Laura B	61	TAM		33.50
5	Davis, Charlotte M	62	PNA		35.00
6	Hummel, Barbara R	60	NEM		41.57
7	Weston, Susan E	61	SDSM		45.28
8	Stengel, Alta F	62	SDSM		49.73
Heat 4 of 15 Finals					
2	Baldwin, Patricia A	57	SKY		56.98
3	Wymelenberg, Lynn A	57	RMST		41.72
4	Hilpert, Bess	57	TXLA		39.87
5	Haynie, Dee A	57	TOC		41.29
6	Lees, Terri A	59	MOVY		47.10
7	Carda, Dianna L	56	NEBR		58.05
Heat 5 of 15 Finals					
0	Brault, Danielle	56	MSBC		37.56
1	Kryka, Nancy	57	MINN		36.18
2	Blattner, Susan	55	MOVY		35.20
3	Cole, Janie	59	DAMM		34.10
4	Crabbe, Colette M	56	OREG		33.65
5	Mann, Melinda J	56	WMAC		33.87
6	Lappin, Jeanne L	57	GERM		34.92
7	Andrus-Hughes, Karen	55	OREG		35.87
8	Glassman, Debbie A	59	PNA		36.50
9	Carpenter, Kelley C	55	SYSM		38.00
Heat 6 of 15 Finals					
0	Shoemaker, Tracy S	52	WMST		1:00.31
1	Boileau, Ute C	50	CMS		42.72
2	Thomas, Ann B	52	SFTL		37.99
3	Hooe, Donna L	50	GAJA		37.30
4	Smart, Denise L	50	TULS		36.17
5	Buck, Donna M	53	OREG		36.59
6	Morton, Andrea N	50	WMST		37.64
7	Terhorst, Hermine M	54	SRM		38.57
8	Andrade, Julie A	51	OREG		44.01

Heat 7 of 15 Finals

0	Henderson, Kristin W	52	DAMM		35.83
1	Stokes, Karin E	51	NEM		34.43
2	Simpson, Susanne B	52	NOVA		33.79
3	Olson, Carol	50	NEBR		32.33
4	Livingston, Leslie C	51	GMUP		30.70
5	Dahl, Lisa A	51	PNA		30.70
6	Ingraham, Susan R	53	MOST		33.64
7	Caswell, MJ	51	OREG		34.00
8	Kennedy, Ann	51	NEBR		34.50
9	Burke, Barbara B	51	1776		35.90

Heat 8 of 15 Finals

2	Baker, Michelyn	48	KNIG		46.00
3	Boyle, Catherine M	46	LOM		39.10
4	Turner, Mary S	49	PMST		40.00
5	Lilly, Jane	47	UNAT		59.99
6	Smith, Karen	43	FACT		42.47

Heat 9 of 15 Finals

0	Nance, Molly C	47	NEBR		38.50
1	Hacker, Sara	48	IM		37.00
2	Hoover, Kim L	46	MOVY		36.11
3	Wrobel, Sheila A	48	NEBR		35.92
4	Kupan, Cheryl A	48	MESC		35.30
5	Johnson, Mindy	49	RMST		35.60
6	Hurst, Joan E	48	MOVY		36.00
7	Larson, Kristin	46	LYTA		36.75
8	Dodd, Dina	49	BRS		37.97
9	Schwartz, Lisa	49	IM		38.80

Heat 10 of 15 Finals

0	Tracy, Robin C	48	DKTA		34.75
1	Schickore, Jutta	48	DOC		34.29
2	Sappey, Collette H	48	CMS		33.90
3	Adams, Kari S	46	LVM		33.24
4	Godges, Arlette A	48	SCAQ		32.00
5	Weltling, Laureen K	47	TOC		32.41
6	Wolff, Celia	46	NCMS		33.67
7	Cleavenger, Becky	49	CVMM		33.90
8	Dawson-Cook, Susan E	49	ARIZ		34.33
9	Terzopoulos, Lori	46	MOVY		35.19

Heat 11 of 15 Finals

0	Saline, Heather J	43	AKMS		40.16
1	Kaseman, Ann E	40	NEBR		35.49
2	Mantonya, Becky W	40	NEBR		34.12
3	Tejeda, Ana Y	41	DOM		31.98
4	Barr, Julie	42	NEBR		31.04
5	DeHaven, Kathleen	40	CMS		31.50
6	Martin-Sherlock, Ann L	42	MOVY		32.57
7	Stone, Julie D	41	HOPK		34.44
8	Stewart, Ann K	42	GOLD		36.31
9	Schaal, Shlomit	42	SKY		40.66

Heat 12 of 15 Finals

0	Bortolotti, Rebecca A	38	NEBR		37.07
1	Guzman, Shanna L	36	TOC		33.50
2	Compton, Rebecca	39	SLAM		32.68
3	Gomez, Yaritza	35	MWA		37.07
4	Jones, Rose	34	INDY		36.76
5	King, Rebecca L	32	SMS		35.53
6	Williams, Lauren J	31	NEBR		35.92
7	Krupa, Melissa A	24	PAFC		36.54
8	Phelps, Melissa S	22	CMS		37.50
9	Walker, Sarah E	28	CMS		35.50

Heat 13 of 15 Finals

0	Gunther, Heather	32	MOVY		35.00
1	Watanabe, Naoko	30	TOC		34.67
2	Howland, Heather	32	IM		33.98
3	Martin, Jennifer M	32	SFTL		31.21
4	Hyman, Misty D	33	PHX		30.58
5	Inada, Noriko	34	PHX		31.00
6	Stakem, Meredith A	31	DCAC		32.49
7	Phillipson, Stephanie E	33	NEBR		34.00
8	Payne, Elizabeth E	30	NEBR		35.00
9	Lastfogel, Laura L	30	SFTL		35.05

Heat 14 of 15 Finals

0	Young, Mary C	25	UCLA		34.83
1	Murphy, Carrie L	25	NEBR		33.90
2	Couch, Natalie	29	SYSM		33.01
3	Bjorlie, Stacy G	26	DKTA		32.05
4	Gill, Meg B	27	TOC		30.12
5	Healy, Colleen	26	PNA		32.00
6	Gregory, Amanda	27	NEBR		33.00
7	Ramirez, Yubelkis	29	DOM		33.30
8	Tiedeman, Katie	29	PMST		34.32
9	Johnson, Becky J	26	NEBR		35.00

Heat 15 of 15 Finals

0	Lambert, Megan	20	CTSM		34.10
1	Frendreis, Lauren	23	ROSE		33.24
2	Ketcham, Lauren	24	NEBR		32.00
3	Leonard, Marissa C	20	MOVY		30.00
4	Shockey, Kayla	18	UNAT		28.31
5	Bach, Maggie C	24	NEBR		29.95
6	Dinkel, Paloma	24	PNA		30.45
7	Griffin, Bethanie	23	NEBR		32.04
8	Marks, Jamie L	24	SFTL		33.77
9	Taylor, Whitney L	23	PHX		35.49

#42 Men 50 LC Meter Butterfly

Lane	Name	Age	Athlete	Seed	Time
Heat 1 of 24 Finals					
3	Doud, Bob R	89	MICH		1:35.03
4	Hoppe, Frederick J	85	SDSM		48.92
5	Hubbard, Donald J	85	SDSM		1:05.00

2012 Marriott USMS Summer Nationals
CenturyLink Center Omaha
Meet Program - Sunday, July 8, 2012

Heat 2 (#42 Men 50 LC Meter Butterfly)			Heat 7 of 24 Finals			Heat 12 of 24 Finals					
0	Chew, James D	64 UNAT	44.00	0	Trussell, Tony E	57 PMST	34.66	1	Wiewel, Matt	44 MOVY	32.02
1	Scalise, James A	61 MSC	35.00	1	Carvotta, Tom	57 ADMS	33.01	2	Beck, John L	43 UNAT	31.42
2	Plencner, Bob R	60 NEM	34.60	2	Pospisil, Ronald R	55 PAFC	32.25	3	Schaal, Maor	44 SKY	31.32
3	Nickodem, Peter W	63 HLJ	36.87	3	Williams, Bruce F	59 RICE	32.00	4	Awad, Omar	44 MINN	31.33
4	McIntyre, David R	75 GOLD	39.06	4	Welchlin, Bob	55 MOVY	31.37	5	Castleton, Tom	41 ROSE	31.64
5	Martin, Raymond	75 MICH	37.40	5	Szirmai, Alex	55 RMSC	31.50	6	Knox, Kevin	41 AKMS	32.19
6	Bailie, Bob	77 WMST	38.93	6	Westphal, Kent B	56 IM	32.10	7	Kersten, Craig M	46 NEBR	35.58
7	Robertson, William F	76 TGM	43.75	7	Kristek, Tom	55 NITR	32.50	8	Davis, Peter E	47 MOVY	37.51
8	Manheim, Frank T	82 RMST	53.46	8	Sylvester, John E	55 SYSM	34.50	Heat 13 of 24 Finals			
9	Ellis, Richard	80 AGUA	1:07.00	9	Recalde, Marco I	58 MOVY	35.78	0	Wiegand, Joseph B	49 NEBR	34.10
Heat 3 of 24 Finals			Heat 8 of 24 Finals								
0	Hale, Art	70 UNAT	1:16.61	0	Taylor, Jeff S	56 MVN	30.56	1	Pratkelis, Pete T	45 IAMA	32.92
1	Hunt, John W	70 1776	51.00	1	Taylor, Chip	55 CTMS	29.61	2	Fiser, Graeme A	46 SFTL	31.61
2	Goldstein, Mel E	74 INDY	42.96	2	McCabe, Thomas J	55 IM	29.10	3	Fredrick, Derron C	45 NEBR	31.00
3	Roddin, Hugh J	70 ANCM	36.00	3	Graham, Donald	58 PNA	28.59	4	Le Vasseur, Andrew P	49 CMS	30.83
4	Freshley, Mike R	71 SDSM	34.45	4	Carter, Paul V	55 TOC	26.80	5	Gale, Andrew J	46 MOST	31.00
5	Van Baalen, Vinus	70 SYSM	34.45	5	Bugg, Bob	55 GAJA	28.12	6	Green, Bob E	47 MOVY	31.58
6	Holthaus, Roger R	73 NEBR	41.60	6	Klein, Jonathan E	55 NCMS	28.66	7	Ryan, Steve P	48 NEBR	32.33
7	Gillanders, David	73 ARKM	44.30	7	Martin, Doug	59 ARKM	29.39	8	Bockius, Ted C	46 UNAT	34.04
8	Easterla, David A	74 MOVY	58.26	8	Kahn, Roger H	57 SYSM	30.08	9	Bucklin, Jon P	48 NEBR	34.10
9	Oster, James F	71 MOST	1:55.00	9	Gooding, Jack	59 PCAT	30.90	Heat 14 of 24 Finals			
Heat 4 of 24 Finals			Heat 9 of 24 Finals								
0	Campbell, John F	65 MVN	37.00	0	Matz, Michael S	51 PAFC	33.67	0	Phelps, Brian R	48 CMS	30.70
1	Powers, Matt G	66 TULS	34.00	1	Yamamoto, Eddie	52 SWOM	33.00	1	Rankin, Mark C	46 PHX	30.21
2	Meyerhoff, Rick	65 TAM	33.04	2	Godoy, Francisco J	54 WMST	32.91	2	Clear, Kirk W	45 VMST	29.09
3	Wilder, Hugh	65 SRM	32.30	3	Boone, Lou	51 OREG	32.70	3	Bailey, Jeff M	45 MICH	29.00
4	Sieh, Gregory M	65 IAMA	29.00	4	Sikora, Rod	52 DAMM	32.46	4	Jordan, Jim R	47 FINS	28.98
5	Burns, Richard	69 TAM	31.70	5	Vargas, Enrique	51 ARIZ	32.50	5	Nieuwenhuis, Mark	46 SFTL	29.00
6	Nielsen, Charles D	67 MINN	32.78	6	Cattles, Steve	53 CMS	32.75	6	Divis, Gregory C	49 NEBR	29.00
7	Lodwig, Keefe L	69 SYSM	33.50	7	Wren, Mark B	54 OREG	33.00	7	Bennett, Dennis	46 UNAT	29.10
8	Straka, Peter	69 TYMS	34.55	8	Tininenko, Brent M	51 ARKM	33.61	8	Boosin, Michael J	46 SCAQ	30.50
9	Andreano, Vincent F	68 MWA	37.06	9	Sappey, Andrew D	52 CMS	33.80	9	Pepe, Marshall	48 SYSM	30.71
Heat 5 of 24 Finals			Heat 10 of 24 Finals			Heat 15 of 24 Finals					
0	Taylor, Gordon S	61 PHX	33.70	0	McCarthy, Patrick J	53 GAJA	32.11	0	Young, Robert	48 IM	28.40
1	Bernard, Alan D	63 TAM	33.06	1	Borland, Michael D	51 NEBR	32.00	1	Keyser, David	45 CSMT	28.20
2	Mehl, Don	61 RGSC	32.50	2	Drake, Bruce	50 NEBR	31.80	2	Mehok, George K	45 SYSM	27.90
3	Pugliese, Mark	60 ANCM	30.72	3	Sheaves, Mike	54 UNAT	31.51	3	Malas, Bryan	45 IM	27.49
4	Shaw, Greg J	61 NEM	29.15	4	Holland, David A	54 WMAC	31.00	4	Tatterson, Bryan R	48 SFTL	27.28
5	Wright, Robert W	62 MOVY	30.69	5	Baird, Jeff A	53 PHX	31.22	5	Fulbeck, Kip	47 WMAC	27.37
6	Tharp, Greg J	62 WMST	31.54	6	Modde, James	51 NEBR	31.75	6	Decker, Nicholas W	45 CAQM	27.50
7	Sterne, Erik A	60 ROSE	32.90	7	Stiling, Douglas E	54 SWOM	31.90	7	Langham, Jimmy T	47 PCAT	28.00
8	Yellman, Don R	62 MOVY	33.35	8	Morales, Tito	53 UCLA	32.00	8	Heber, Scott	46 DAMM	28.39
9	Fisk, Floyd M	60 SAWS	34.51	9	Adams, Noel V	50 AGUA	32.40	9	Vazhenin, Igor V	48 AWJ	28.48
Heat 6 of 24 Finals			Heat 11 of 24 Finals			Heat 16 of 24 Finals					
1	Sternberg, Scott D	54 ROSE	39.59	0	Hugo, John M	52 LTMN	30.50	0	Cusack, Clif	43 CMS	31.19
2	Steinauer, Nick	50 NEBR	36.60	1	Leonard, Jeffrey D	52 MOVY	30.00	1	Butler, Owen D	40 NEBR	31.00
3	Madden, Roger C	51 UNAT	34.20	2	Marshall, Dirk H	50 STFF	28.99	2	Cambias, Rob J	44 SMS	30.63
4	Traynor, John	53 IM	34.50	3	Kone, Bruce C	54 RICE	28.44	3	Kovach, Brandon C	41 MOVY	29.96
5	McLaughlin, Thomas A	53 UNAT	37.25	4	Wood, Steve	52 BLU	27.56	4	White, James H	42 BSLM	29.50
6	Stewart, Mark A	50 MOVY	40.00	5	Beattie, John R	51 BLU	27.62	5	Bertran, Lawrence O	44 DOM	29.70
7	Kraemer, John G	59 NEBR	37.25	6	Wells, Brad R	51 MOVY	28.70	6	Gentile, Gregory A	40 TPIT	30.46
				7	Hellmann, Ralph P	51 UNAT	29.70	7	Rosinski, Thomas J	42 CMS	31.00
				8	Wells, Dave	53 NEBR	30.20	8	Ellis, Andrew F	44 TERR	31.15
				9	White, Steve G	52 WMST	30.66	9	Holmes, Todd	43 CMS	31.21

2012 Marriott USMS Summer Nationals
CenturyLink Center Omaha
Meet Program - Sunday, July 8, 2012

Heat 17 (#42 Men 50 LC Meter Butterfly)

0	Maluf, Juan C	40 DOM	29.15
1	Tiltmann, Laren A	42 WMAC	28.50
2	Doane, Michael P	42 TERR	27.65
3	Roddin, Jeffrey H	43 ANCM	27.47
4	Ross, Michael S	44 MESC	26.74
5	Rees, Greg	43 SVY	27.10
6	Mortimer, Steve R	42 SYSM	27.59
7	Stier, Scott J	43 SYSM	28.47
8	Doherty, Todd S	41 PNA	28.72
9	Power, Michael L	44 WMAC	29.16

Heat 18 of 24 Finals

1	Haske, Daniel T	37 NEBR	35.76
2	Nolte, Rich	39 NEBR	30.78
3	White, John J	35 SFTL	30.00
4	Moyle, Greg D	36 IAMA	29.84
5	Rice, Kenneth A	38 PNA	29.95
6	Kratky, Bryan D	39 NEBR	30.25
7	Linden, David R	39 MINN	32.48

Heat 19 of 24 Finals

0	Glass, Mark W	38 WMST	29.05
1	Mieses, Franklin M	38 DOM	28.20
2	Greenwood, Scott C	35 TOC	28.00
3	Counts, Glenn M	35 LVM	27.35
4	Jacobson, Brian L	39 MINN	26.45
5	Eisenhuth, Matthew S	38 CMS	27.00
6	Tiozzo, Eduard	39 SFTL	27.67
7	Niemann, Tom	38 NEBR	28.00
8	Karren, Kelly S	39 UTAH	28.56
9	Edwards, Dan	39 CMS	29.81

Heat 20 of 24 Finals

0	Krell, David	34 CMS	31.96
1	Bergstedt, Brent M	32 CMS	29.32
2	Meacham, Garth D	30 LVM	28.50
3	McKee, Chris	33 TXLA	26.90
4	Doak, Kevin	31 MICH	25.09
5	Conway, Adam M	34 TVM	25.67
6	Ponce, Jose A	30 PHX	27.62
7	Corcho, Rodrigo A	33 SFTL	28.98
8	Marshall, Gary N	30 TOC	30.00

Heat 21 of 24 Finals

2	Schlichter, Zachary M	29 SFTL	30.71
3	Cleary, Kevin H	29 OREG	30.29
4	Ganiyev, Doston	25 CMS	29.58
5	Little, Drew	26 NEBR	30.00
6	Barta, Nick R	28 CMS	30.54
7	Shiosaki, Daniel T	28 RICE	31.39

Heat 22 of 24 Finals

0	Perrott, Bryan	27 UNAT	29.00
1	DeBerry, Tyler	28 ARIZ	28.50
2	Olson, Drew C	26 NEBR	28.03
3	Wilson, Jacob N	29 WMST	27.08
4	Cunnick, Charles W	26 IM	25.99
5	McCord, Josh A	27 NEBR	27.00
6	Stroh, Christopher M	25 SCMC	27.92
7	Ragland, John C	25 OKMS	28.35
8	Peterson, David A	27 NEBR	28.88
9	Hiskey, Justin R	28 MARY	29.54

Heat 23 of 24 Finals

1	Martin, Thomas A	20 CMS	32.86
2	Martin, Adam E	21 WMSC	30.00
3	Amos, Eddie B	20 CMS	29.76
4	Phelps, Michael R	24 CMS	29.50
5	Hamilton, Nathan P	18 CMS	29.68
6	Krysl, Ryan G	22 NEBR	29.96
7	Sanchez, Ralph	22 ROSE	31.01

Heat 24 of 24 Finals

0	Matthews, Christian S	21 RMST	28.55
1	Pettibone, Phillip	21 CMS	28.30
2	Nemick, Gregory W	24 CMS	28.24
3	Beeman, Daniel P	19 NEBR	27.81
4	Taylor, Jonathan B	24 TOC	25.85
5	Krysl, Colin	20 NEBR	26.91
6	Fisk, Jared M	20 SAWS	27.88
7	Armstrong, Patrick R	21 CMS	28.26
8	Shaheen, Luke	24 SYSM	28.43
9	Anderson, Travis W	24 PHX	29.26

2012 Marriott USMS Summer Nationals

CenturyLink Center Omaha

Psych Sheet - Sunday, July 8, 2012

#43 Women 200 LC Meter IM

Sponsor: P2Life

Name	Age	Athlete	Seed Time
1 Clapp, Marissa L	25	WMST	2:25.20
2 Dinkel, Paloma	24	PNA	2:25.85
3 O'Leary, Britta	28	AWJ	2:27.00
4 Rowe, Luane	23	TVM	2:30.00
5 Segovia, Vanessa	29	GOLD	2:33.89
6 Day, Nadine K	42	DANY	2:34.65
7 Hunter, Erin J	26	SDSM	2:34.90
8 Koch Davis, Laura K	36	WMST	2:35.04
9 Ridge, Jennifer	44	IM	2:35.08
10 Reynolds, Ellen M	48	SAWS	2:35.98
11 Marks, Jamie L	24	SFTL	2:37.33
12 Togias, Anna	27	ETOB	2:38.50
13 Grover, Mollie K	31	TERR	2:38.91
14 Hlad, Becca	32	CMS	2:39.00
15 Wetstone, Susan	39	PNA	2:40.00
16 Gellatly, Jill E	45	COOG	2:40.02
17 Barr, Julie	42	NEBR	2:40.88
18 Bailey, Lauren T	19	CMS	2:41.08
19 Van Erden, Jayme K	27	RMST	2:41.18
20 Stone, Stephanie	45	PCAT	2:43.00
21 Ksiazek, Kendra	31	SDSM	2:43.34
22 Holman, Sara E	26	GSC	2:44.33
23 Parker, Emily S	27	SDSM	2:45.28
24 Culjat, Janet M	36	NEBR	2:45.33
25 Bennett, Ellen K	49	SYSM	2:45.57
26 Peterson, Megan K	29	PMST	2:47.17
27 Frendreis, Lauren	23	ROSE	2:47.46
28 Crabbe, Colette M	56	OREG	2:48.00
29 Blocker, Vicki S	29	RICE	2:48.00
30 Leonard, Marissa C	20	MOVY	2:49.39
31 Martin-Sherlock, Ann L	42	MOVY	2:49.55
32 Holman, Mary E	26	GSC	2:49.83
33 Reynolds, Kelly M	42	MOVY	2:50.00
34 Legaspi, Kelly A	41	SFTL	2:50.00
35 Tomac, Jayna M	40	OREG	2:50.10
36 Kennedy, Ann	51	NEBR	2:52.00
37 Kelsall, Rosemary	50	MSBC	2:52.21
38 Iseppi, Esther	54	AMT	2:52.50
39 Cleavenger, Becky	49	CVMM	2:53.81
40 Dawson-Cook, Susan E	49	ARIZ	2:54.35
41 Payano, Cynthia M	37	DOM	2:55.00
42 Caswell, MJ	51	OREG	2:55.00
43 Harang, Tracie A	40	AKMS	2:55.25
44 Wilber, Dara	52	SMRT	2:55.30
45 Estel, Beth A	56	NEM	2:56.00
46 Ramnath, Fernette P	47	SYSM	2:56.00
47 Burke, Barbara B	51	1776	2:56.38
48 Loper, Tracey E	29	CMS	2:56.81
49 Kupan, Cheryl A	48	MESC	2:57.00
50 Tiedeman, Katie	29	PMST	2:57.96
51 Martinez Borobio, Esther	30	NEM	2:58.00
52 Lappin, Jeanne L	57	GERM	2:58.59
53 Framke, Erin C	39	CMS	2:58.77
54 Burke, Colleen R	27	LVM	2:59.26
55 Kline, Lindsey K	25	NEBR	2:59.30
56 Murphy, Carrie L	25	NEBR	2:59.40
57 Froehlich, Kathryn	50	IM	2:59.81

58 Gallagher, Kathy	48	ARIZ	3:00.00
59 Davis, Charlotte M	62	PNA	3:00.00
60 Couch, Natalie	29	SYSM	3:00.05
61 Gehr, Shannon J	28	NEBR	3:00.19
62 Bowen, Kris	50	INDY	3:00.20
63 Young, Mary C	25	UCLA	3:00.99
64 Kryka, Nancy	57	MINN	3:01.60
65 Hoover, Kim L	46	MOVY	3:02.67
66 Stewart, Ann K	42	GOLD	3:03.50
67 Early, Marilyn E	55	MICH	3:04.00
68 Freund, Shelle	47	WMST	3:04.44
69 Kramer, Stephanie	38	NOVA	3:06.00
70 Schwan, Bernadette	38	MOVY	3:06.52
71 Goodwin, Amy	31	IM	3:07.45
72 Washburn, Michelle	38	MOVY	3:08.05
73 Volz, Kristin R	39	SFTL	3:08.54
74 Boak, Carolyn	67	WMST	3:12.00
75 Wrobel, Sheila A	48	NEBR	3:12.54
76 Quinn, Phyllis E	57	TOC	3:13.28
77 Goldsmith, Dara	46	LVM	3:14.00
78 Haynie, Dee A	57	TOC	3:14.29
79 Hines, Mary Anne	55	WMST	3:15.00
80 Goodman, Ann R	53	OREG	3:15.78
81 Ingraham, Lynn	52	NEBR	3:18.50
82 Delmage, Arlene	50	OREG	3:20.00
83 Gifford, Heather A	26	SFTL	3:20.00
84 Penney, Debra S	55	UTAH	3:22.00
85 Dills, Suzanne L	67	PNA	3:22.92
86 Saline, Heather J	43	AKMS	3:23.41
87 Barry, Robin B	45	LVM	3:24.66
88 Alton, Dale	55	GAJA	3:25.50
89 Wedaman, Karen P	59	VACA	3:27.52
90 Harrington, Sue	55	OREG	3:28.25
91 Cutter, Elizabeth V	60	MINN	3:30.00
92 Larson, Linda L	57	SFTL	3:30.46
93 Sutherland, Erica	53	MPM	3:30.97
94 Andrade, Julie A	51	OREG	3:35.00
95 Brooks, Catherine	64	AKMS	3:38.70
96 Smith, Melinda J	60	O*H*	3:39.13
97 Welch, Sarah	65	PNA	3:39.20
98 Barnea, Daniela	68	MOST	3:39.30
99 Lindsey, Connie	60	MOST	3:45.56
100 McDaniel, Georgia	66	IM	3:48.00
101 Johnson, Janet S	58	PNA	3:48.50
102 Ventura Visbal, Rosa V	65	SFTL	3:49.71
103 Lees, Terri A	59	MOVY	3:50.68
104 Rosenblat, Daniela	37	SFTL	3:51.77
105 Asleson, Elke M	60	OREG	3:54.26
106 Pohlmann, Mary M	67	SLAM	3:54.57
107 Leilich, Joann	73	WMST	3:55.00
108 Oberg, Jane G	75	CMS	3:55.20
109 Meyers, Susan L	70	INDY	4:00.00
110 White, Lisa L	53	WMST	4:00.00
111 Grady, Marci A	54	SFTL	4:12.22
112 Neary, Michaela	58	NEBR	4:15.00
113 Hlavacek, Ida M	70	VMST	4:18.77
114 Casey, Kathrine J	64	PNA	4:25.74
115 Prall, Winifred S	65	CMS	4:26.25
116 Varty, Eulah M	78	CMSC	4:44.15
117 Rosenbaum, Barbara I	71	GSM	4:50.00
118 Henderson, Martha J	76	FACT	5:04.83

119 Amelon, Mitzi C	49	MICH	5:58.00
---------------------	----	------	---------

#44 Men 200 LC Meter IM

Sponsor: P2Life

Name	Age	Athlete	Seed Time
1 Commings, Jeff P	38	PHX	2:14.10
2 Phelan, Darren D	49	STAN	2:16.77
3 Livingston, Terry	45	BLU	2:18.00
4 Benoit, Matthew	25	TOC	2:18.00
5 Peterson, David A	27	NEBR	2:18.20
6 Carter, Paul V	55	TOC	2:19.00
7 Bates, Curren	22	SCMC	2:19.38
8 Andrade, Vicente E	24	SFTL	2:19.77
9 Mortimer, Steve R	42	SYSM	2:19.87
10 Doherty, Kevin J	39	CMS	2:20.00
11 Gullett, Jeffrey D	29	CMS	2:20.00
12 Wilson, Jacob N	29	WMST	2:20.02
13 Davis, Ross C	46	WMST	2:20.05
14 Barley, Adam S	31	VMST	2:21.00
15 Rasmussen, Anders M	49	TXLA	2:21.26
16 Martinez Quintanilla, Jordi	31	NEM	2:21.50
17 Magee, Mark A	44	LVM	2:21.58
18 Kendig, Jamie M	32	SYSM	2:22.13
19 Irvin, Mike	45	NEBR	2:23.00
20 Heber, Scott	46	DAMM	2:23.45
21 Solano, Abraham E	43	SKY	2:23.92
22 Pushka, Dave	49	IM	2:24.30
23 Roddin, Jeffrey H	43	ANCM	2:25.00
24 Sauer, Jim	55	TXLA	2:25.29
25 McKee, Chris	33	TXLA	2:25.50
26 Shiosaki, Daniel T	28	RICE	2:25.51
27 Stich, Darryl D	37	WMAC	2:25.61
28 Nemick, Gregory W	24	CMS	2:25.71
29 Rezek, Tony	40	MOVY	2:26.00
30 Brundage, Patrick W	45	ARIZ	2:26.03
31 Sundahl, Philip J	47	WMST	2:26.38
32 Holland, Dave	45	VMST	2:26.44
33 Elshafei, Emad H	46	TERR	2:26.50
34 Jimenez, Carlos A	48	RICE	2:26.66
35 Enright, Jeffrey	46	SMM	2:26.76
36 Smith, Stephen M	46	SAC	2:27.02
37 Pettibone, Phillip	21	CMS	2:27.19
38 Schmidt, Michael J	50	MESC	2:28.00
39 Rodriguez, Ramses	40	SYSM	2:28.18
40 Doherty, Todd S	41	PNA	2:28.77
41 Armstrong, Patrick R	21	CMS	2:29.43
42 Guthrie, David M	52	TXLA	2:29.66
43 Mason, Michael	38	ROSE	2:29.76
44 Colella, Rick	61	PNA	2:29.86
45 Scott, Greg C	53	CMS	2:30.00
46 Vicioso, Danilo	49	DOM	2:30.00
47 Marshall, Dirk H	50	STFF	2:30.00
48 Kone, Bruce C	54	RICE	2:30.20
49 Zhai, Eric	31	BCTM	2:31.00
50 Shead, Timothy M	60	GOLD	2:31.00
51 Corcho, Rodrigo A	33	SFTL	2:31.12
52 Stultz, Todd W	52	SYSM	2:31.31
53 Lehmann, Karl M	27	SMS	2:31.44
54 Bonarelli, Pier P	36	DOM	2:31.50
55 Bennett, Dennis	46	UNAT	2:31.66
56 McCullough, Eric M	33	MOVY	2:31.69

2012 Marriott USMS Summer Nationals
CenturyLink Center Omaha
Psych Sheet - Sunday, July 8, 2012

#44 ... (Men 200 LC Meter IM)								
57 Groselle, Jack R	58 SYSM	2:32.00	116 Stolshek, Bradley S	51 CVMM	2:47.71	177 Good, Larry A	78 SLAM	3:35.35
58 Maydak, Jeffrey M	39 NAST	2:32.42	117 Nilsen, David B	44 PHX	2:47.75	178 Jones, Burwell	79 SYSM	3:40.00
59 Jugend, Celso	58 SYSM	2:33.00	118 Kovach, Brandon C	41 MOVY	2:48.04	179 Haske, Daniel T	37 NEBR	3:45.00
60 Szirmai, Alex	55 RMSC	2:33.50	119 Yost, Hunter	61 ARIZ	2:48.26	180 Linnborn, Scott R	42 NITR	3:45.00
61 Holland, David A	54 WMAC	2:33.50	120 Picon, Juan C	41 NEBR	2:48.60	181 Schwenker, Pete	64 CMS	3:45.12
62 Waud, Timothy P	45 OREG	2:33.97	121 Haberek, Cork	55 SKY	2:48.90	182 Badgley, David	72 OKMS	3:51.00
63 Shaw, Greg J	61 NEM	2:34.00	122 Bateman, Bryan J	65 IM	2:49.50	183 Maine, Thomas O	87 SLAM	3:51.20
64 Saxton, Carleton S	43 IM	2:35.00	123 Pugliese, Mark	60 ANCM	2:50.00	184 Fasnender, Barry A	75 STAN	3:55.03
65 Hobbs, Brent P	45 OMSC	2:35.00	124 Schlichting, Randy J	47 MINN	2:50.00	185 Jones, William I	75 MESC	3:56.00
66 Wood, Nick	24 OREG	2:35.28	125 Prince, Patrick W	50 NEBR	2:50.00	186 Holthaus, Roger R	73 NEBR	4:01.50
67 Nguyen, Bao	33 MOVY	2:35.38	126 Pfaltzgraff, Mark	51 WMAC	2:50.00	187 Hoppe, Frederick J	85 SDSM	4:11.00
68 Allender, Patrick	54 OREG	2:35.47	127 Niemi, Ken	57 BERK	2:50.60	188 Manheim, Frank T	82 RMST	4:15.61
69 Morales, John R	54 SRM	2:36.05	128 Magnusson, Brent	41 MOVY	2:50.90	189 Easterla, David A	74 MOVY	5:10.34
70 Strahota, Jeffrey R	32 TERR	2:36.07	129 Couch, Bob E	65 SYSM	2:51.10	190 Doud, Bob R	89 MICH	7:09.00
71 Collins, Michael D	46 NOVA	2:36.15	130 Miller, Elliot A	29 NEM	2:51.95			
72 Karren, Kelly S	39 UTAH	2:36.66	131 Boone, Lou	51 OREG	2:52.18			
73 Lucero, Michael D	42 ROSE	2:36.99	132 Tolman, Fred	30 UNAT	2:52.70			
74 Durieux, Chad A	33 ROSE	2:37.52	133 Andersen, David R	52 NEBR	2:52.95			
75 Boileau, Mike	51 CMS	2:37.78	134 Wilder, Hugh	65 SRM	2:53.00			
76 Borton, Dan	44 ROSE	2:37.90	135 Lee, Peter S	42 NCYM	2:53.32			
77 Valley, Eric	51 PNA	2:38.98	136 Neal, John P	50 NEBR	2:53.85			
78 Schlichter, Zachary M	29 SFTL	2:39.87	137 Wells, Dave	53 NEBR	2:54.80			
79 Ellis, Andrew F	44 TERR	2:40.00	138 Jaworski, Chip	42 SKY	2:55.50			
80 Morales, Tito	53 UCLA	2:40.00	139 Peyton, Mike W	57 OREG	2:55.92			
81 Erbsen, Jeremy L	22 UNAT	2:40.00	140 Reed, Ed	69 CTMS	2:57.10			
82 Thompson, Anthony G	48 MOVY	2:40.72	141 Fritts, Jack M	62 IAMA	2:57.21			
83 Pratkelis, Pete T	45 IAMA	2:41.00	142 Patterson, Tim K	55 NEBR	2:57.39			
84 Mayall, Randy S	46 NIAG	2:41.00	143 Harding, Brinker	51 NEBR	2:58.00			
85 Huggins, Dale R	40 TXLA	2:41.57	144 Lucas, James B	62 SCAQ	2:58.26			
86 Sappey, Andrew D	52 CMS	2:41.60	145 Westphal, Kent B	56 IM	3:00.00			
87 Louie, Jamie	55 CMS	2:41.66	146 Miller, Douglas K	66 INDY	3:00.00			
88 Oo, Aung Sann	31 ARIZ	2:41.82	147 Thompson, Frank L	61 MICH	3:00.00			
89 Wright, Robert W	62 MOVY	2:41.86	148 Scalise, James A	61 MSC	3:00.00			
90 Matysek, Jim	53 SYSM	2:41.87	149 Frisbie, Adam	48 NEBR	3:00.00			
91 Abarca, Wainer A	23 ABN	2:42.86	150 Propst, Richard	44 NEBR	3:00.00			
92 Kerns, Hubie	63 VCM	2:42.94	151 Hale, Dave	57 SRM	3:00.00			
93 Tuchler, David	54 IM	2:43.00	152 Kahn, Roger H	57 SYSM	3:00.00			
94 Hugo, John M	52 LTMN	2:43.00	153 Olhoff, Jared	30 MINN	3:00.82			
95 Apker, John L	51 NEBR	2:43.77	154 Woodruff, David L	56 DAM	3:01.14			
96 Sharman, Jared C	24 NEBR	2:43.83	155 Freshley, Mike R	71 SDSM	3:02.93			
97 Clemmons, Jim	62 MAM	2:44.50	156 Thompson, Jim M	61 INDY	3:02.96			
98 Graham, Donald	58 PNA	2:44.66	157 Smits, Ted V	51 NEBR	3:04.48			
99 Supple, Robert C	58 CAQM	2:45.00	158 Schaal, Maor	44 SKY	3:04.53			
100 Broderick, John M	30 NEBR	2:45.00	159 Chang, Tinjin P	43 NEBR	3:05.49			
101 Collins, Russell S	40 NEBR	2:45.00	160 Madden, Roger C	51 UNAT	3:05.52			
102 Barton, Tom	56 PCAT	2:45.00	161 Peterson, Steven B	66 PNA	3:06.50			
103 Holmes, Todd	43 CMS	2:45.31	162 Morris, Stephen L	61 PCAT	3:06.70			
104 Sherman, Bill	54 MOVY	2:45.50	163 Gemmill, Dave G	65 PHX	3:09.00			
105 Pardo, Robert R	39 SFTL	2:45.59	164 Boulding, Paul	61 BBSS	3:10.00			
106 Vargas, Daniel	52 ARIZ	2:45.64	165 O'Connell, Kevin A	53 NEBR	3:10.62			
107 Nelsen, Steve N	52 PCAT	2:45.93	166 Cowing, John M	63 MICH	3:15.00			
108 Miller, Matt D	35 OREG	2:45.95	167 Carney, Kent	65 CMS	3:17.21			
109 Gooding, Jack	59 PCAT	2:45.96	168 Lopez, Alex	41 NTEX	3:17.94			
110 Washburne, Brent C	51 OREG	2:45.97	169 Andersen, Peter	69 SDSM	3:18.80			
111 Jensen, Brian R	36 CMS	2:46.67	170 Hardy, Rog	66 RICE	3:20.00			
112 Cole, Andrew J	49 GOLD	2:47.00	171 Hitch, Walter D	60 ROSE	3:25.00			
113 Segura, Alonso AL	46 ABN	2:47.05	172 Martin, Raymond	75 MICH	3:28.26			
114 Hartford, Doug S	49 MSBC	2:47.25	173 Cody, Frank J	72 MICH	3:29.46			
115 Baird, Jeff A	53 PHX	2:47.59	174 Johnston, Graham M	81 MOST	3:30.00			
			175 Lauer, William J	78 GKMS	3:32.53			
			176 Whitehead, Michael L	47 ROSE	3:35.00			

National Records

NAT LCM RECORDS AS OF 06-15-12

*****		M E N	*****		18-24	*****		W O M E N	*****	
23.19	07-08-01		JERROD KAPPLER	50	M. FREE	KARA DENBY		07-26-09	26.22	
50.54	07-25-09		NOAH COPELAND	100	M. FREE	KARA DENBY		07-25-09	58.47	
1:52.74	08-16-98		JOE TRISTAN	200	M. FREE	JESSICA FOSCHI		08-17-03	2:03.06	
4:04.68	08-13-07		HYUN SEUNG LEE	400	M. FREE	JULIA STOWERS		07-05-03	4:16.72	
8:44.94	08-19-07		PETER GALAN	800	M. FREE	ALISON TEMPLIN		08-03-11	9:15.95	
17:07.87	08-21-10		PETER GALAN	1500	M. FREE	ALISON TEMPLIN		08-03-11	17:27.74	
26.91	08-15-05		DAVE ROLLINS	50	M. BACK	EMILE EWING		08-05-11	30.84	
58.92	08-13-07		LEIF LYONS	100	M. BACK	S SCHWEITZER		08-20-00	1:04.87	
2:08.63	08-11-10		VICENTE ANDRADE	200	M. BACK	S SCHWEITZER		08-20-00	2:19.70	
28.87	08-15-05		DAVE ROLLINS	50	M. BRST	BREEJA LARSON		07-31-11	33.25	
1:05.76	08-15-05		DAVE ROLLINS	100	M. BRST	BREEJA LARSON		07-30-11	1:10.32	
2:25.57	07-25-99		KEVIN RAAB	200	M. BRST	MARISSA CLAPP		07-19-09	2:36.61	
24.83	07-23-09		NOAH COPELAND	50	M. FLY	MEG GILL		07-12-09	28.62	
55.52	07-23-09		NOAH COPELAND	100	M. FLY	LAURA DAVIS		06-29-08	1:01.04	
2:08.62	08-13-07		HYUN SEUNG LEE	200	M. FLY	LAURA DAVIS		07-02-08	2:12.75	
2:09.30	08-15-05		DAVE ROLLINS	200	M. I.M.	LAURA DAVIS		07-01-08	2:16.06	
4:44.53	08-21-10		PETER GALAN	400	M. I.M.	JAMIE MARKS		08-10-10	5:08.00	

*****		M E N	*****		25-29	*****		W O M E N	*****	
22.59	08-28-83	SPLT	KEVIN DEFORREST	50	M. FREE	SARA SHAND		08-18-91	26.68	
50.74	08-13-00		NICK SHACKELL	100	M. FREE	SHEILA TAORMINA		03-18-95	57.76	
1:51.00	03-12-96		JOHN KEPPELER	200	M. FREE	SHEILA TAORMINA		12-02-95	2:02.06	
4:00.98	08-18-02		HONZA VITAZKA	400	M. FREE	SHEILA TAORMINA		12-02-95	4:13.03	
8:24.67	06-29-97		ALEX KOSTICH	800	M. FREE	RACHEL KOMISARZ		07-19-01	8:47.44	
16:13.89	08-10-97		ALEX KOSTICH	1500	M. FREE	RACHEL KOMISARZ		07-19-01	16:39.77	
26.05	05-22-11		ADAM MANIA	50	M. BACK	DIANE GRANER		08-20-89	30.80	
55.15	08-03-11		ADAM MANIA	100	M. BACK	KELLY HARRIGAN		07-31-11	1:06.44	
2:07.57	08-23-92		JOHN KEPPELER	200	M. BACK	DIANE GRANER		08-20-89	2:19.97	
27.96	08-04-11		MARK GANFLOFF	50	M. BRST	MEGAN JENDRICK		07-10-10	31.60	
1:02.44	07-06-08		GARY MARSHALL	100	M. BRST	MEGAN JENDRICK		07-10-10	1:10.56	
2:16.70	08-17-08		GARY MARSHALL	200	M. BRST	BRITTA O'LEARY		08-06-11	2:42.96	
23.71	08-16-08		KOHEI KAWAMOTO	50	M. FLY	JENNIFER BROOKS		08-03-03	28.19	
53.09	08-15-08		KOHEI KAWAMOTO	100	M. FLY	RACHEL KOMISARZ		07-19-01	1:01.04	
2:05.76	07-21-02		JASON EADDY	200	M. FLY	SHEILA TAORMINA		12-17-95	2:17.51	
2:06.33	08-18-02		HONZA VITAZKA	200	M. I.M.	ALLISON WAGNER		08-15-05	2:21.98	
4:32.19	08-18-02		HONZA VITAZKA	400	M. I.M.	SARA SHAND		07-30-89	5:06.34	

*****		M E N	*****		30-34	*****		W O M E N	*****	
22.53	06-06-09		SABIR MUHAMMED	50	M. FREE	ERIKA ERNDL		08-08-09	25.57	
51.50	07-12-91		ROWDY GAINES	100	M. FREE	ERIKA ERNDL		08-05-09	54.59	
1:53.46	07-26-09		TAMAS KEREKJARTO	200	M. FREE	ERIKA ERNDL		08-07-09	1:58.92	
4:05.61	08-11-02		ERIK HOCHSTEIN	400	M. FREE	DAWN HECKMAN		08-03-10	4:17.52	
8:40.19	11-14-93		ROWDY GAINES	800	M. FREE	DAWN HECKMAN		05-30-10	8:46.22	
16:36.06	08-22-96		BOBBY PATTEN	1500	M. FREE	DAWN HECKMAN		04-25-10	17:07.54	
26.59	06-07-09		DERYA BUYUKUNCU	50	M. BACK	NORIKO INADA		08-05-11	28.79	
57.44	08-03-11		KEVIN DOAK	100	M. BACK	NORIKO INADA		08-06-11	1:01.78	
2:05.62	07-09-94		SEAN MURPHY	200	M. BACK	SARABETH METZGER		08-06-09	2:17.61	
29.01	08-07-06		JEFF COMMINGS	50	M. BRST	KATIE MCCLELLAND		08-15-08	33.20	
1:02.71	06-26-11		ED MOSES	100	M. BRST	KATIE MCCLELLAND		08-16-08	1:13.29	
2:19.67	06-25-11		ED MOSES	200	M. BRST	WENKE HANSEN		08-23-99	2:41.51	
24.73	08-10-06		OSWALDO QUEVEDO	50	M. FLY	MARTINA MORAVCOVA		06-07-08	27.48	
55.01	07-26-09		TAMAS KEREKJARTO	100	M. FLY	MARTINA MORAVCOVA		06-07-08	58.81	
2:03.76	08-11-10		MATT HAUPT	200	M. FLY	K PIPES-NEILSEN		08-11-96	2:20.12	
2:05.52	08-23-09		ISTVAN BATHAZI	200	M. I.M.	ERIKA ERNDL		08-08-09	2:13.72	
4:40.22	07-09-94		SEAN MURPHY	400	M. I.M.	ERIKA ERNDL		06-29-08	4:47.06	

*****		M E N	*****		35-39	*****		W O M E N	*****	
23.60	06-07-09		FELIPE DELGADO	50	M. FREE	DARA TORRES		08-08-06	25.98	
51.49	07-16-95		ROWDY GAINES	100	M. FREE	S NEILSON-BELL		07-02-95	58.87	
1:52.84	08-06-06		VLAD PYSHNENKO	200	M. FREE	K PIPES-NEILSEN		08-15-98	2:06.62	
4:07.64	07-16-95		ROWDY GAINES	400	M. FREE	K PIPES-NEILSEN		08-10-97	4:26.17	
8:38.73	11-12-95		ROWDY GAINES	800	M. FREE	SHEILA TAORMINA		08-04-06	9:13.49	
16:32.72	08-14-08		CHRISTOPHER DERKS	1500	M. FREE	K PIPES-NEILSEN		08-13-00	17:46.58	
27.03	08-08-09		EDILSON SILVA	50	M. BACK	SHERI HART		08-07-10	30.17	
59.18	08-10-06		MICHAEL ROSS	100	M. BACK	SHERI HART		08-08-10	1:04.99	
2:07.16	07-29-01		RON KARNAUGH	200	M. BACK	K PIPES-NEILSEN		08-10-97	2:18.20	
28.53	05-25-09		JEFF COMMINGS	50	M. BRST	CAROLINE KRATTLI		08-18-01	33.91	
1:04.42	07-09-11		JEFF COMMINGS	100	M. BRST	CYNTHIA LEWIS		04-22-12	1:12.77	
2:20.34	08-06-11		STEVE WEST	200	M. BRST	CYNTHIA LEWIS		04-21-12	2:40.76	
25.00	08-18-02		WADE KING	50	M. FLY	TRACIE MOLL		08-23-99	28.32	



@allamericanswim

facebook.com/allamericanswim




ALL AMERICAN
SWIM SUPPLY

Want To Win A

\$500

Shopping Spree???

***FOR EVERY \$50 SPENT AT THE ALL AMERICAN
SWIM, NIKE, OR TRISWIM BOOTH YOU WILL
RECEIVE ONE CHANCE TO WIN***



National Records

56.07	08-15-04	MICHAEL ROSS	100	M.	FLY	TRACIE MOLL	08-23-99	1:03.79
2:06.74	06-28-96	JEFF STUART	200	M.	FLY	K PIPES-NEILSEN	08-10-97	2:20.21
2:05.64	12-07-02	RON KARNAUGH	200	M.	I.M.	K PIPES-NEILSEN	07-19-97	2:22.42
4:34.10	07-29-01	RON KARNAUGH	400	M.	I.M.	K PIPES-NEILSEN	08-15-98	5:02.67

M E N		*****			40-44	*****		W O M E N *****
24.14	07-13-03	DAVID BOATWRIGHT	50	M.	FREE	DARA TORRES	07-06-08	24.25
51.72	08-01-10	VLAD PYSHNENKO	100	M.	FREE	DARA TORRES	07-04-08	53.78
1:53.65	08-02-10	VLAD PYSHNENKO	200	M.	FREE	K PIPES-NEILSEN	05-25-03	2:09.00
4:06.74	07-24-09	ERIK HOCHSTEIN	400	M.	FREE	JANET EVANS	08-13-11	4:22.87
8:37.81	07-25-10	ALEX KOSTICH	800	M.	FREE	JANET EVANS	06-11-11	8:59.06
16:36.91	07-23-10	ALEX KOSTICH	1500	M.	FREE	K PIPES-NEILSEN	08-11-03	17:56.52
27.47	08-23-08	MICHAEL ROSS	50	M.	BACK	JODY SMITH	08-09-09	31.63
59.08	08-07-09	MICHAEL ROSS	100	M.	BACK	JODY SMITH	08-07-09	1:07.21
2:13.37	08-10-06	SEAN MURPHY	200	M.	BACK	JODY SMITH	08-06-09	2:23.18
30.41	08-15-08	JAMES CORBEAU	50	M.	BRST	S VON DER LIPPE	07-23-06	33.25
1:04.68	04-22-12	STEVE WEST	100	M.	BRST	S VON DER LIPPE	06-30-08	1:12.12
2:19.07	04-21-12	STEVE WEST	200	M.	BRST	S VON DER LIPPE	08-09-06	2:38.44
25.57	08-06-09	MICHAEL ROSS	50	M.	FLY	S VON DER LIPPE	05-25-09	28.52
56.43	08-23-08	MICHAEL ROSS	100	M.	FLY	S VON DER LIPPE	06-29-08	1:02.47
2:05.55	07-11-04	DENNIS BAKER	200	M.	FLY	K PIPES-NEILSEN	08-17-03	2:24.77
2:14.13	07-25-09	ERIK HOCHSTEIN	200	M.	I.M.	S VON DER LIPPE	08-05-07	2:25.03
4:49.42	08-15-05	DENNIS BAKER	400	M.	I.M.	K PIPES-NEILSEN	08-01-04	5:09.83

M E N		*****			45-49	*****		W O M E N *****
24.29	08-10-06	PAUL SMITH	50	M.	FREE	SUSAN WALSH	08-13-07	27.44
53.90	08-23-99	JACK GROSELLE	100	M.	FREE	K PIPES-NEILSEN	08-05-07	59.79
1:57.89	08-06-09	KEITH SWITZER	200	M.	FREE	K PIPES-NEILSEN	06-13-09	2:10.09
4:09.20	07-19-08	DENNIS BAKER	400	M.	FREE	K PIPES-NEILSEN	09-06-08	4:35.84
8:51.98	08-09-10	JEFF ERWIN	800	M.	FREE	K PIPES-NEILSEN	08-05-07	9:24.11
16:38.81	08-10-09	JEFF ERWIN	1500	M.	FREE	S HEIM-BOWEN	08-17-03	17:55.83
28.05	06-07-08	STEVE WOOD	50	M.	BACK	JENKINS/REYNOLDS	08-00-11	31.71
1:00.13	06-08-08	STEVE WOOD	100	M.	BACK	K PIPES-NEILSEN	05-24-09	1:08.11
2:15.83	08-04-11	CHRIS STEVENSON	200	M.	BACK	K PIPES-NEILSEN	05-22-09	2:26.06
30.59	06-08-08	DAVID GUTHRIE	50	M.	BRST	S VON DER LIPPE	07-17-10	33.66
1:07.38	08-16-08	DAVID GUTHRIE	100	M.	BRST	S VON DER LIPPE	07-17-10	1:14.41
2:27.79	08-17-08	DAVID GUTHRIE	200	M.	BRST	CAROLINE KRATTLI	08-05-07	2:45.20
25.90	08-10-06	PAUL SMITH	50	M.	FLY	S VON DER LIPPE	07-17-10	29.12
56.42	08-04-02	PAUL CARTER	100	M.	FLY	K PIPES-NEILSEN	09-06-08	1:05.69
2:04.07	07-19-08	DENNIS BAKER	200	M.	FLY	K PIPES-NEILSEN	06-20-09	2:24.34
2:14.90	08-22-10	JEROME FRENTSOS	200	M.	I.M.	K PIPES-NEILSEN	08-16-08	2:27.57
4:47.65	08-21-10	JERONE FRENTSOS	400	M.	I.M.	K PIPES-NEILSEN	09-06-08	5:13.85

M E N		*****			50-54	*****		W O M E N *****
24.58	08-09-09	AMBROSE GAINES	50	M.	FREE	LAURA VAL	08-18-01	28.22
54.93	03-21-04	JACK GROSELLE	100	M.	FREE	LAURA VAL	08-19-01	1:01.13
2:00.34	08-13-07	DAN STEPHENSON	200	M.	FREE	S HEIM-BOWEN	04-20-08	2:15.00
4:16.61	08-13-07	DAN STEPHENSON	400	M.	FREE	S HEIM-BOWEN	04-24-08	4:42.37
9:03.84	08-16-01	JIM MCCONICA	800	M.	FREE	S HEIM-BOWEN	04-18-08	9:48.81
17:08.33	08-20-00	JIM MCCONICA	1500	M.	FREE	S HEIM-BOWEN	08-14-08	18:32.76
28.60	08-05-11	STEVE WOOD	50	M.	BACK	LESLIE LIVINGSTON	08-05-11	32.55
1:01.89	08-06-11	STEVE WOOD	100	M.	BACK	K ANDRUS-HUGHES	08-17-08	1:13.55
2:17.74	08-06-09	JAMIE FOWLER	200	M.	BACK	BONNIE BILICH	07-11-09	2:39.40
30.97	08-08-09	GARY PATTERSON	50	M.	BRST	MELINDA MANN	08-07-06	37.51
1:09.36	08-06-09	GARY PATTERSON	100	M.	BRST	MELINDA MANN	08-06-09	1:23.21
2:36.85	08-10-10	DAVID GUTHRIE	200	M.	BRST	JENNY COOK	04-23-08	3:05.84
25.88	08-16-08	PAUL CARTER	50	M.	FLY	LAURA VAL	08-19-01	30.72
57.23	08-15-08	PAUL CARTER	100	M.	FLY	JILL HERNANDEZ	08-13-11	1:07.80
2:13.80	07-09-11	DENNIS BAKER	200	M.	FLY	LAURA VAL	08-18-01	2:31.55
2:18.05	07-25-09	JAMIE FOWLER	200	M.	I.M.	JILL HERNANDEZ	08-13-11	2:36.97
5:04.32	07-26-09	JAMIE FOWLER	400	M.	I.M.	LAURA VAL	07-14-02	5:42.80

M E N		*****			55-59	*****		W O M E N *****
25.01	07-07-09	JACK GROSELLE	50	M.	FREE	LAURA VAL	08-17-08	28.69
56.08	07-23-09	JACK GROSELLE	100	M.	FREE	LAURA VAL	08-16-08	1:02.02
2:04.01	07-26-09	MICHAEL MANN	200	M.	FREE	LAURA VAL	08-06-09	2:16.28
4:22.49	07-25-09	MICHAEL MANN	400	M.	FREE	LAURA VAL	07-12-09	4:50.13
9:00.09	07-24-09	MICHAEL MANN	800	M.	FREE	LAURA VAL	07-12-08	10:05.28
17:22.61	08-10-09	MICHAEL MANN	1500	M.	FREE	LAURA VAL	07-08-07	19:14.70
30.01	08-05-11	TOM BARTON	50	M.	BACK	LAURA VAL	08-12-10	33.75
1:05.46	08-06-11	TOM BARTON	100	M.	BACK	LAURA VAL	08-17-08	1:14.41
2:23.84	08-04-11	TOM BARTON	200	M.	BACK	N STEADMAN MARTIN	08-06-09	2:47.52



"Swimming in the OC"

WHY COME TO MISSION VIEJO?

A perfect vacation get-away location, world famous attractions 10-40 minutes away

Affordable travel and hotels

Wednesday through Sunday USMS Summer Nationals schedule

Swim both the 1500 and 800 free on different days

2.4 mile Open Water National Championship *Sunday, August 4

SCHEDULE OF EVENTS

Competition Pool open for coached workouts * Monday, August 5

Global Sport Technology offers video analysis w/Dr. Genadijus Sokolovas * Monday, August 5

Competition Pool open for warm-up * Tuesday, August 6

USMS Summer Nationals * August 7-11, 2013

*Hosted by the Mission Viejo Nadadores * www.mastersmvnswim.org*

National Records

32.44	08-07-09	JACK GROSELLE	50	M.	BRST	BETH ESTEL	06-03-12	39.16
1:12.84	07-22-09	JACK GROSELLE	100	M.	BRST	LO D KNAPP	08-06-09	1:25.19
2:38.66	08-17-08	RICK COLELLA	200	M.	BRST	LO D KNAPP	08-09-09	3:04.32
26.86	08-06-09	GARY HALL	50	M.	FLY	LAURA VAL	08-06-09	31.42
1:01.05	08-10-06	GREG SHAW	100	M.	FLY	LAURA VAL	08-09-09	1:09.47
2:18.97	08-07-09	BRAD HORNER	200	M.	FLY	LAURA VAL	07-08-07	2:41.51
2:20.83	08-09-09	MICHAEL MANN	200	M.	I.M.	LAURA VAL	08-16-08	2:43.45
5:04.07	07-26-09	MICHAEL MANN	400	M.	I.M.	LAURA VAL	07-10-09	5:49.40

*****		M E N	*****		60-64	*****		W O M E N	*****	
25.23	08-10-06	RICHARD ABRAHAMS	50	M.	FREE	LAURA VAL	08-06-11	29.31		
58.61	08-15-05	RICHARD ABRAHAMS	100	M.	FREE	LAURA VAL	08-05-11	1:03.83		
2:12.57	05-16-10	JIM MCCONICA	200	M.	FREE	LAURA VAL	08-04-11	2:22.86		
4:40.52	07-24-10	JIM MCCONICA	400	M.	FREE	LAURA VAL	07-08-11	5:03.88		
9:44.26	05-06-12	JIM MCCONICA	800	M.	FREE	LAURA VAL	07-08-11	10:27.71		
18:12.09	06-06-10	JIM MCCONICA	1500	M.	FREE	LAURA VAL	07-08-11	19:52.85		
31.46	06-02-07	HUGH WILDER	50	M.	BACK	LAURA VAL	06-18-11	34.41		
1:08.77	06-02-07	HUGH WILDER	100	M.	BACK	LAURA VAL	06-18-11	1:17.58		
2:33.94	05-06-12	JIM MCCONICA	200	M.	BACK	LAURA VAL	06-26-11	2:48.78		
33.41	08-15-08	ROBERT STRAND	50	M.	BRST	DEB WALKER	06-11-11	40.87		
1:15.42	08-16-08	ROBERT STRAND	100	M.	BRST	DEB WALKER	06-11-11	1:30.66		
2:50.44	08-06-11	ALLEN STARK	200	M.	BRST	DEB WALKER	06-12-11	3:17.24		
27.92	08-15-05	RICHARD ABRAHAMS	50	M.	FLY	LAURA VAL	08-05-11	32.81		
1:03.03	08-15-05	RICHARD ABRAHAMS	100	M.	FLY	LAURA VAL	08-04-11	1:12.06		
2:29.05	08-06-11	LAWRENCE DAY	200	M.	FLY	LAURA VAL	08-06-11	2:41.03		
2:30.72	06-22-08	FRED SCHLICHER	200	M.	I.M.	LAURA VAL	06-26-11	2:50.13		
5:28.25	08-04-11	LAWRENCE DAY	400	M.	I.M.	LAURA VAL	07-08-11	5:56.27		

*****		M E N	*****		65-69	*****		W O M E N	*****	
26.33	08-12-10	RICHARD ABRAHAMS	50	M.	FREE	CAROLYN BOAK	08-11-10	31.84		
1:00.38	08-12-10	RICHARD ABRAHAMS	100	M.	FREE	CAROLYN BOAK	08-12-10	1:12.10		
2:18.53	08-15-08	TOM LANDIS	200	M.	FREE	CAROLYN BOAK	08-10-10	2:39.05		
5:00.26	03-10-07	TOM LANDIS	400	M.	FREE	JACKIE MARR	08-17-08	5:46.65		
10:25.94	06-10-07	TOM LANDIS	800	M.	FREE	JACKIE MARR	08-14-08	11:55.93		
20:00.97	04-06-08	TOM LANDIS	1500	M.	FREE	JACKIE MARR	06-29-08	23:07.49		
32.19	08-09-09	RICHARD BURNS	50	M.	BACK	DIANN UUSTAL	08-20-11	37.44		
1:11.32	08-07-09	RICHARD BURNS	100	M.	BACK	DIANN UUSTAL	07-10-11	1:22.30		
2:41.76	08-06-09	RICHARD BURNS	200	M.	BACK	DIANN UUSTAL	07-09-11	3:05.15		
35.00	08-07-09	KENNETH FROST	50	M.	BRST	DIANN UUSTAL	08-04-11	42.97		
1:18.11	08-06-09	KENNETH FROST	100	M.	BRST	JOANN LEILICH	08-13-07	1:36.29		
2:59.54	08-09-09	KENNETH FROST	200	M.	BRST	JOANN LEILICH	08-28-05	3:26.98		
28.68	08-16-08	KEEFE LODWIG	50	M.	FLY	DIANN UUSTAL	08-05-11	35.42		
1:07.34	08-11-10	RICHARD ABRAHAMS	100	M.	FLY	CAROLYN BOAK	08-11-10	1:26.17		
2:50.18	06-06-09	ROBERT POILETMAN	200	M.	FLY	CAROLYN BOAK	08-11-10	3:21.42		
2:43.37	08-09-09	RICHARD BURNS	200	M.	I.M.	CAROLYN BOAK	08-11-10	3:06.10		
6:03.31	06-10-07	TOM LANDIS	400	M.	I.M.	CAROLYN BOAK	07-23-10	6:37.45		

*****		M E N	*****		70-74	*****		W O M E N	*****	
28.53	07-14-07	JEFF FARRELL	50	M.	FREE	BETH SCHREINER	08-06-11	35.22		
1:05.40	08-15-05	CAV CAVANAUGH	100	M.	FREE	GAIL ROPER	08-23-99	1:19.94		
2:26.20	08-15-08	DAVID RADCLIFF	200	M.	FREE	LAVELLE STOINOFF	07-13-03	2:57.28		
5:12.05	05-04-01	GRAHAM JOHNSTON	400	M.	FREE	LAVELLE STOINOFF	06-28-03	6:11.92		
10:45.92	03-24-02	GRAHAM JOHNSTON	800	M.	FREE	LAVELLE STOINOFF	08-15-04	12:35.14		
20:36.56	08-16-01	GRAHAM JOHNSTON	1500	M.	FREE	LAVELLE STOINOFF	07-13-03	24:24.13		
35.31	08-17-03	YOSHI OYAKAWA	50	M.	BACK	JOY WARD	05-12-12	42.09		
1:19.12	08-08-04	YOSHI OYAKAWA	100	M.	BACK	JOY WARD	05-12-12	1:34.00		
2:55.19	08-15-05	BURWELL JONES	200	M.	BACK	JOY WARD	05-12-12	3:19.46		
37.47	04-21-08	KARL WIEDAMANN	50	M.	BRST	JOANN LEILICH	08-07-09	45.67		
1:24.71	04-19-08	KARL WIEDAMANN	100	M.	BRST	JOANN LEILICH	07-18-09	1:38.78		
3:07.50	04-23-08	KARL WIEDAMANN	200	M.	BRST	JOANN LEILICH	08-20-11	3:34.49		
32.11	08-19-01	RONALD JOHNSON	50	M.	FLY	GAIL ROPER	07-09-00	41.26		
1:20.52	06-05-10	RICHARD KITCHELL	100	M.	FLY	JUNE KRAUSER	06-28-96	1:40.85		
3:10.53	07-03-10	RICHARD KITCHELL	200	M.	FLY	JUNE KRAUSER	06-28-96	3:39.91		
2:56.72	05-12-12	TOM LANDIS	200	M.	I.M.	GAIL ROPER	08-08-99	3:32.94		
6:32.11	08-02-03	BURWELL JONES	400	M.	I.M.	JUNE KRAUSER	06-28-96	7:30.91		

*****		M E N	*****		75-79	*****		W O M E N	*****	
30.28	07-11-09	DAVID RADCLIFF	50	M.	FREE	GAIL ROPER	08-15-05	36.87		
1:06.63	07-12-09	DAVID RADCLIFF	100	M.	FREE	GAIL ROPER	07-31-05	1:26.36		
2:25.66	06-06-09	DAVID RADCLIFF	200	M.	FREE	GAIL ROPER	07-31-05	3:13.24		
5:17.77	03-07-09	DAVID RADCLIFF	400	M.	FREE	JEAN TROY	08-11-02	6:55.62		
11:07.90	07-10-09	DAVID RADCLIFF	800	M.	FREE	JUNE KRAUSER	09-09-01	14:10.50		



GIVING BACK

Tell us how you give back to the sport of swimming for a chance to win a one year blueseventy sponsorship.

www.blueseventy.com/givingback



blueseventy®

www.blueseventy.com

National Records

21:03.06	07-10-09	DAVID RADCLIFF	1500 M.	FREE	JEAN TROY	08-17-03	27:09.75
36.14	08-16-08	YOSHI OYAKAWA	50 M.	BACK	DORIS STEADMAN	08-23-99	44.43
1:20.98	06-14-09	BURWELL JONES	100 M.	BACK	DORIS STEADMAN	08-23-99	1:39.06
2:57.72	06-13-10	BURWELL JONES	200 M.	BACK	DORIS STEADMAN	08-23-99	3:39.41
40.82	06-03-06	JOHN KORTHEUER	50 M.	BRST	ANN HIRSCH	08-15-08	51.55
1:34.93	06-03-06	JOHN KORTHEUER	100 M.	BRST	ANN HIRSCH	08-10-06	1:50.28
3:32.60	08-15-04	ROBERT MACDONALD	200 M.	BRST	ANN HIRSCH	08-10-06	3:59.30
35.66	08-20-00	FRANK PIEMME	50 M.	FLY	GAIL ROPER	08-01-04	44.95
1:31.89	05-01-10	BURWELL JONES	100 M.	FLY	GAIL ROPER	08-01-04	1:54.14
3:43.56	07-05-92	ANTON CERER	200 M.	FLY	JUNE KRAUSER	06-24-01	4:10.69
3:06.58	06-13-09	BURWELL JONES	200 M.	I.M.	JUNE KRAUSER	06-24-01	3:48.59
6:48.48	06-14-09	BURWELL JONES	400 M.	I.M.	JUNE KRAUSER	06-10-01	7:51.71

*****		M E N	*****		80-84	*****		W O M E N	*****	
33.09	05-22-05	FRANK PIEMME	50 M.	FREE	GAIL ROPER	03-07-09	38.64			
1:16.04	03-12-11	GRAHAM JOHNSTON	100 M.	FREE	GAIL ROPER	03-07-09	1:27.55			
2:53.74	03-12-11	GRAHAM JOHNSTON	200 M.	FREE	JEAN TROY	06-10-07	3:27.26			
6:10.13	05-20-12	GRAHAM JOHNSTON	400 M.	FREE	JEAN TROY	06-10-07	7:24.53			
12:56.50	03-12-11	GRAHAM JOHNSTON	800 M.	FREE	JEAN TROY	07-15-07	15:12.94			
25:10.41	07-22-11	GRAHAM JOHNSTON	1500 M.	FREE	JEAN TROY	07-15-07	29:04.81			
41.40	06-13-04	PAUL HUTINGER	50 M.	BACK	BUNNY CEDERLUND	03-29-02	46.39			
1:35.36	08-23-99	RAY TAFT	100 M.	BACK	BETTY LORENZI	08-07-09	1:47.29			
3:28.97	06-02-12	CLARKE MITCHELL	200 M.	BACK	BETTY LORENZI	03-13-10	3:53.12			
44.41	05-20-12	BOB BEST	50 M.	BRST	ANN HIRSH	08-04-11	53.40			
1:43.21	04-19-08	ROBERT MACDONALD	100 M.	BRST	ANN HIRSH	08-05-11	1:57.17			
3:47.81	06-23-07	AL CRAIG	200 M.	BRST	ANN HIRSH	07-10-11	4:17.64			
39.84	06-02-12	CLARKE MITCHELL	50 M.	FLY	GAIL ROPER	03-07-09	47.37			
1:45.50	08-10-06	THOMAS MAINE	100 M.	FLY	LOIS NOCHMAN	05-21-04	2:06.55			
3:54.51	08-10-06	THOMAS MAINE	200 M.	FLY	LOIS NOCHMAN	05-21-04	4:34.86			
3:34.94	08-15-05	FRANK PIEMME	200 M.	I.M.	ANN HIRSH	07-10-11	4:18.27			
7:47.73	08-10-06	THOMAS MAINE	400 M.	I.M.	JEAN TROY	06-10-07	9:32.43			

*****		M E N	*****		85-89	*****		W O M E N	*****	
35.77	08-15-98	WOODROW BOWERSOCK	50 M.	FREE	MARGERY MEYER	07-11-09	46.72			
1:23.25	06-06-10	FRANK PIEMME	100 M.	FREE	JEAN TROY	03-10-12	1:44.50			
3:16.89	07-10-10	FRANK PIEMME	200 M.	FREE	JEAN TROY	03-10-12	3:50.25			
7:03.07	05-16-10	FRANK PIEMME	400 M.	FREE	MARGERY MEYER	08-13-07	8:14.05			
14:36.90	04-06-08	WILLARD LAMB	800 M.	FREE	MARGERY MEYER	07-08-07	17:09.73			
28:35.24	04-06-08	WILLARD LAMB	1500 M.	FREE	MARGERY MEYER	07-10-09	32:11.49			
44.52	08-10-06	FRED VAN DYKE	50 M.	BACK	BETTY LORENZI	03-10-12	52.71			
1:49.24	06-14-08	WILLARD LAMB	100 M.	BACK	BETTY LORENZI	03-10-12	1:53.28			
4:04.33	06-14-08	WILLARD LAMB	200 M.	BACK	BETTY LORENZI	03-10-12	4:05.53			
49.49	07-24-10	FRANK PIEMME	50 M.	BRST	BETTY CHRISTIAN	08-10-06	1:06.48			
1:51.79	07-24-10	FRANK PIEMME	100 M.	BRST	BETTY CHRISTIAN	08-09-06	2:36.19			
4:15.11	07-10-10	FRANK PIEMME	200 M.	BRST	BETTY CHRISTIAN	08-09-06	5:27.60			
45.63	07-03-10	FRANK PIEMME	50 M.	FLY	LOIS KIVI NOCHMAN	06-07-09	1:01.94			
1:55.18	08-03-10	THOMAS MAINE	100 M.	FLY	LOIS KIVI NOCHMAN	08-07-09	2:23.89			
4:15.86	07-11-10	THOMAS MAINE	200 M.	FLY	LOIS KIVI NOCHMAN	07-25-09	5:07.64			
3:51.20	08-03-10	THOMAS MAINE	200 M.	I.M.	LOIS KIVI NOCHMAN	08-09-09	5:11.92			
8:21.81	07-11-10	THOMAS MAINE	400 M.	I.M.	LOIS KIVI NOCHMAN	08-06-09	10:48.77			

*****		M E N	*****		90-94	*****		W O M E N	*****	
39.19	06-23-03	WOODY BOWERSOCK	50 M.	FREE	MAURINE KORNFELD	08-13-11	55.48			
1:43.22	08-11-03	WOODY BOWERSOCK	100 M.	FREE	RITA SIMONTON	08-03-08	2:03.52			
4:10.40	08-11-03	WOODY BOWERSOCK	200 M.	FREE	RITA SIMONTON	07-20-08	4:19.80			
9:39.37	08-11-03	WOODY BOWERSOCK	400 M.	FREE	RITA SIMONTON	08-03-08	9:04.93			
20:13.74	08-01-93	GUS LANGNER	800 M.	FREE	RITA SIMONTON	08-14-08	18:53.58			
36:47.02	08-22-93	GUS LANGNER	1500 M.	FREE	RITA SIMONTON	06-01-08	36:02.20			
55.45	06-22-08	JOHN MERRILL	50 M.	BACK	AILEEN SOULE	08-25-96	1:03.49			
2:10.36	06-23-03	WOODY BOWERSOCK	100 M.	BACK	AILEEN SOULE	08-25-96	2:23.23			
4:46.15	06-22-08	JOHN MERRILL	200 M.	BACK	AILEEN SOULE	06-29-97	5:29.07			
1:01.64	06-10-07	BRUD CLEVELAND	50 M.	BRST	GERTRUD ZINT	06-10-07	1:43.76			
2:23.53	05-15-10	RAYMOND HAKOMAKI	100 M.	BRST	MARIA LENK-ZIGLER	08-15-05	3:12.88			
5:55.72	08-05-07	BRUD CLEVELAND	200 M.	BRST	MARIA LENK-ZIGLER	08-15-05	6:57.76			
1:00.30	08-11-03	WALTER PFEIFFER	50 M.	FLY	RITA SIMONTON	06-01-08	1:33.12			
2:31.03	08-11-03	WALTER PFEIFFER	100 M.	FLY						
5:51.79	08-11-03	WALTER PFEIFFER	200 M.	FLY						
5:12.11	08-11-03	WALTER PFEIFFER	200 M.	I.M.	RITA SIMONTON	08-16-08	6:30.12			
11:19.91	08-11-03	WALTER PFEIFFER	400 M.	I.M.						

*****		M E N	*****		95-99	*****		W O M E N	*****	
55.88	08-02-98	GUS LANGNER	50 M.	FREE	JULIA DOLCE	08-15-05	1:17.53			

GET YOUR U.S. MASTERS SWIMMING APPAREL & GEAR FROM **SWIMOUTLET**.com



\$12⁹⁵

MEN'S S/S TEE

UNISEX HOODED SWEATSHIRT



\$34⁹⁵

UNISEX ZIP SWEATSHIRT



\$39⁹⁵



PULL BUOY

\$5⁹⁵



UNISEX L/S TEE

\$34⁹⁵



20x36 DRY TOWEL

\$8⁹⁵



\$12⁹⁵

WOMEN'S S/S TEE



SILICONE SWIM CAP

\$3⁹⁵

32 OZ WATER BOTTLE

\$17⁹⁵



UNISEX POLO

\$34⁹⁵

Shop now at www.swimoutlet.com/US-Masters-Swimming/



An Official USMS Sponsor

National Records

2:29.32	08-23-98	GUS LANGNER	100 M.	FREE	JULIA DOLCE	08-15-05	3:08.43
5:13.23	08-23-98	GUS LANGNER	200 M.	FREE	ANNE DUNIVIN	06-02-12	11:15.91
11:30.53	08-23-98	GUS LANGNER	400 M.	FREE	ANNE DUNIVIN	06-04-11	22:01.50
22:28.28	08-23-98	GUS LANGNER	800 M.	FREE			
47:30.40	08-23-99	GUS LANGNER	1500 M.	FREE			
1:18.91	08-20-89	TOM LANE	50 M.	BACK	EDITH HENDRY	07-15-07	1:39.68
3:04.37	08-09-08	GARY WEISENTHAL	100 M.	BACK	EDITH HENDRY	07-15-07	3:42.90
6:38.69	08-09-08	GARY WEISENTHAL	200 M.	BACK	EDITH HENDRY	07-15-07	7:52.01
1:26.61	08-23-98	GUS LANGNER	50 M.	BRST			
3:38.45	08-02-98	GUS LANGNER	100 M.	BRST			
7:37.17	08-02-98	GUS LANGNER	200 M.	BRST			
2:01.41	06-01-08	WALTER PFEIFFER	50 M.	FLY			
4:09.52	06-01-08	WALTER PFEIFFER	100 M.	FLY			
14:05.25	06-01-08	WALTER PFEIFFER	200 M.	FLY			
8:55.97	06-01-08	WALTER PFEIFFER	200 M.	I.M.			
17:29.20	06-01-08	WALTER PFEIFFER	400 M.	I.M.			

***** M E N ***** 100-104 ***** W O M E N *****

1:40.46	07-09-94	TOM LANE	50 M.	FREE			
4:05.98	07-09-94	TOM LANE	100 M.	FREE			
			200 M.	FREE			
			400 M.	FREE			
			800 M.	FREE			
			1500 M.	FREE			
1:50.73	07-09-94	TOM LANE	50 M.	BACK			
4:13.84	07-09-94	TOM LANE	100 M.	BACK			
9:04.31	07-09-94	TOM LANE	200 M.	BACK			
			50 M.	BRST			
			100 M.	BRST			
			200 M.	BRST			
			50 M.	FLY			
			100 M.	FLY			
			200 M.	FLY			
			200 M.	I.M.			
			400 M.	I.M.			

***** RELAY 200 M. FREE - WOMEN ***** RELAY 200 M. MEDLEY - WOMEN *****

72 - 99 FT LAUDERDALE	08-08-09	1:53.83	72 - 99 FT LAUDERDALE	08-08-09	2:08.86
NATALIE PIKE	MEAGHAN BRESNAHAN		NATALIE PIKE	MEAGHAN BRESNAHAN	
KATE ALYABYEVA	JENNIFER MARTIN		KATE ALYABYEVA	JENNIFER MARTIN	
100-119 ARIZONA	07-30-11	1:50.04	100-119 ARIZONA	07-31-11	2:01.91
KELLY HARRIGAN	BREEJA LARSON		KELLY HARRIGAN	BREEJA LARSON	
LINDSEY URBATCHKA	HANNAH CALDAS		LINDSEY URBATCHKA	HANNAH CALDAS	
120-159 ILLINOIS	08-15-04	1:52.10	120-159 GOLD	08-23-98	2:04.19
NADINE DAY	HEATHER LINGNER		BETH GARDNER	SUSIE GEYER	
JENNIFER RIDGE	ZSEJKE TUSA		TRACIE MOLL	JAMIE HERRINGTON	
160-199 TEAM TYR	08-08-06	1:48.44	160-199 TEAM TYR	08-08-06	2:04.75
SHERI HART	COLLETTE SAPPEY		JENNIFER STEIN	S VON DER LIPPE	
ANNA PETTIS-SCOTT	S VON DER LIPPE		BETSY CLEARY	COLLETTE SAPPEY	
200-239 PNA	08-08-06	1:57.21	200-239 OREGON	08-17-08	2:10.98
LISA DAHL	DEBBIE GLASSMAN		K ANDRUS-HUGHES	BECKY OBLETZ	
CHARLOTTE DAVIS	MARY LIPPOLD		ARLENE DELMAGE	ROBIN PARISI	
240-279 PNA	08-16-08	2:13.33	240-279 SAN DIEGO	08-08-06	2:33.52
SALLY DILLON	SARAH WELCH		BETSY JORDAN	ANNE WILLIAMS	
SUZANNE DILLS	DEBBIE GLASSMAN		K PIPES-NEILSEN	JACKIE MARR	
280-319 NEW ENGLAND	08-11-96	2:38.52	280-319 ARIZONA	08-15-05	3:09.93
CLARA WALKER	BILLIE BURRILL		NANCY KINNEY	GAIL ROPER	
PETEY SMITH	DIANE REED		SALLY BOLAR	EDIE GRUENDER	
320-359 VIRGINIA	08-08-09	3:27.23	320-359 FACT	03-21-09	3:47.69
BARBARA ZAREMSKI	TERRY SOKOLIK		BETTY LORENZI	SYLVIA EISELE	
MARIANNA BERKLEY	JEANNE MEREDITH		NANCY DURSTEIN	JOAN CAMPBELL	
360-399			360-399		

***** RELAY 400 M. FREE - WOMEN ***** RELAY 400 M. MEDLEY - WOMEN *****

72 - 99 LVM	07-24-10	4:19.34	72 - 99 LVM	07-24-10	4:52.87
SHANNON COLAVITO	CHRISTINE SMITH		SAMANTHA PEARSON	CHRISTINE SMITH	
MEGAN KELLEY	SAMANTHA PEARSON		MEGAN KELLEY	SHANNON COLAVITO	
100-119 WOODLANDS	07-19-09	4:19.02	100-119 YMCA INDY SFIT	08-08-09	4:49.16
LAURA KOCH DAVIS	JACLYN KENLINE		BROOKE TAFLINGER	CLARE HINE	
ALANA BERGFELD	RACHEL ARMSTRONG		JENNY WEAVER	MEGAN SOBECKI	

Aqua Therapy Chlorine Out Hair & Body

TRISWIM®

POST SWIM POST SWIM

SHOWERS
SPONSORED
BY TRISWIM

:: Family of Products ::

TRISLIDE

Anti-Chafe Spray Skin Lube

FOGGLE

Anti-Fog Cleaning Towelettes



U.S. MASTERS SWIMMING # 1 TESTED & APPROVED

locations :: www.tri-swim.com

SBR

National Records

120-159 STANFORD	07-31-94	4:17.94	120-159 ILLINOIS	08-08-09	4:38.85
MARTIE MCKINNEY	C CHICHESTER		JENNIFER RIDGE	NADINE DAY	
DANIELLE OGIER	KANA SHIBUYA		JENNIFER IVARSON	KIMBERLY STEVENS	
160-199 ILLINOIS	08-08-09	4:12.60	160-199 SAN DIEGO	08-05-01	4:56.33
NADINE DAY	KIMBERLY STEVENS		JACKIE MARR	CAROLINE KRATTLI	
ANDREA BLOCK	JENNIFER RIDGE		K PIPES-NEILSEN	JENI BUYS	
200-239 PNA	08-08-09	4:34.90	200-239 SAN DIEGO	05-25-03	5:13.65
LISA DAHL	SARAH WELCH		BETSY JORDAN	CAROLINE KRATTLI	
DEBBIE GLASSMAN	MEGAN OESTING		K PIPES-NEILSEN	BARBARA DUNBAR	
240-279 GOLD COAST	06-12-11	5:10.93	240-279 OREGON	07-09-11	5:33.65
PAT SARGEANT	MAUREEN HUGHES		JOY WARD	GINGER PIERSON	
JEANNIE MITCHELL	DANIELLE OGIER		COLETTE CRABBE	K ANDRUS-HUGHES	
280-319 VIRGINIA	08-08-09	5:53.62	280-319 VIRGINIA	08-23-08	7:01.96
BARBARA ZAREMSKI	BETH SCHREINER		BARBARA ZAREMSKI	BETSY DURRANT	
LAURA WALKER	BETSY DURRANT		LUCILLE GRIFFIN	JOHNNIE DETRICK	
320-359 FMM	01-13-02	8:57.69	320-359 FMM	01-13-02	10:19.75
KAY SCHIMPF	PEGGY HUGHES		PEGGY HUGHES	JUNE REYNOLDS	
JUNE REYNOLDS	FLORENCE CARR		JEAN TROY	KAY SCHIMPF	
360-399			360-399		

***** RELAY 800 M.	FREE - WOMEN *****				
72 - 99 LVM	07-24-10	9:33.71	200-239 GOLD COAST	08-23-09	10:05.40
MEGAN KELLEY	CHRISTINE SMITH		PAT SARGEANT	CELIA DEVANNEY	
SHANNON COLAVITO	SAMANTHA PEARSON		PEGGY MCDONNELL	DALE LECLAIR	
100-119 SDSM	07-24-11	9:48.93	240-279 GOLD COAST	06-10-11	11:30.92
ERIN BRODERICK	ERIN HUNTER		PAT SARGEANT	MAUREEN HUGHES	
KENDRA KSIAZEK	EMILY PARKER		JEANNIE MITCHELL	DANIELLE OGIER	
120-159 GOLD COAST	07-24-99	9:41.97	280-319 VIRGINIA	08-08-09	13:30.94
TRACIE MOLL	G DERKS-GARDNER		BETSY DURRANT	LAURA WALKER	
JAMIE HERRINGTON	CAROLIN VICTORIA		BARBARA ZAREMSKI	BETH SCHREINER	
160-199 MISSION VIEJO	08-08-09	9:36.88	320-359 FMM	01-13-02	19:29.28
REBEKAH OLSEN	TJ SORENSON		KAY SCHIMPF	PEGGY HUGHES	
AHELEE OSBORN	KELLY RICHELL		JUNE REYNOLDS	FLORENCE CARR	
360-399					

***** RELAY 200 M.	FREE - M E N *****		RELAY 200 M. MEDLEY - M E N *****		
72 - 99 FLAQ	08-13-07	1:40.10	72 - 99 OLYMPIC CLUB	08-27-95	1:49.35
PERRY BULLOCK	HYUN SEUNG LEE		MIKE COLLEY	JAMIE PATRICK	
LEIF LYONS	CARROLL BULLOCK		BRAD BUDNEY	GREG LARSON	
100-119 OLYMPIC CLUB	08-08-06	1:35.57	100-119 HOUSTONION CLUB	08-20-90	1:48.46
TRENT HOLSMAN	STEVE BROWN		CLAY BRITT	DEAN PUTTERMAN	
CARL HESSLER	SCOTT GREENWOOD		ROBERT KILLEEN	JAMES PRINGLE	
120-159 SCAQ	07-26-09	1:34.82	120-159 MICHIGAN	08-08-09	1:46.23
MATTHEW CORNUÉ	ERIK HOCHSTEIN		KEVIN DOAK	PATRICK SAUCEDO	
ERIK TOLMACHOFF	CHRISTOPHER BEACH		CAMERON MULL	ALEC MULL	
160-199 TEAM TYR	08-08-06	1:36.28	160-199 TEAM TYR	08-08-06	1:47.72
M EISENHUTH	JOHN SMITH		RICH SAEGER	GREG RHODENBAUGH	
RICH SAEGER	PAUL SMITH		PAUL SMITH	JOHN SMITH	
200-239 COLORADO	08-08-06	1:38.24	200-239 COLORADO	08-08-06	1:50.83
JACK GROSELLE	TRIP HEDRICK		STEVE WOOD	JACK GROSELLE	
STEVE WOOD	RICHARD ABRAHAMS		TRIP HEDRICK	RICHARD ABRAHAMS	
240-279 OREGON	08-16-08	1:45.90	240-279 OREGON	07-11-09	2:04.44
MIKE TENNANT	TOM LANDIS		WES EDWARDS	ALLEN STARK	
ROBERT SMITH	WES EDWARDS		BERT PETERSEN	MIKE TENNANT	
280-319 GOLD	06-21-09	1:59.60	280-319 SAN DIEGO	08-08-09	2:16.74
DAVID QUIGGIN	ANDY MORROW		VINUS VAN BAALEN	PETER ANDERSEN	
DAVID MCINTYRE	CAV CAVANAUGH		KEEFE LODWIG	DONALD HUBBARD	
320-359 OREGON	07-08-07	2:30.08	320-359 FLA.MAVERICK	08-17-03	3:00.89
MILTON MARKS	GILBERT YOUNG		PAUL HUTINGER	BRUD CLEAVELAND	
WILLARD LAMB	DAVID RADCLIFF		JOSEPH KURTZMAN	ROBERT BLAKE	
360-399 COAST MASTERS	08-15-05	3:46.35	360-399 COAST MASTERS	08-15-05	4:13.67
DICK WESTERFIELD	WALTER PFEIFFER		ROBERT CHRISTIANS	DICK WESTERFIELD	
ROBERT CHRISTIANS	WOODY BOWERSOCK		WALTER PFEIFFER	WOODY BOWERSOCK	

***** RELAY 400 M.	FREE - M E N *****		RELAY 400 M. MEDLEY - M E N *****		
72 - 99 GREATER INDIANA	07-18-99	3:42.66	72 - 99 GREATER INDIANA	07-18-99	4:11.46
BEN CHRISTOFFEL	GRANT COMER		DENNIS PETTE	BEN CHRISTOFFEL	

TYR *Custom*



UNLIMITED EDITIONS

TYR Custom is about more than competition, it's about self-expression. Offering endless possibilities (literally, billions) you design the goggles, we build them. It's radically simple.

DESIGN YOURS AT TYR.COM/CUSTOM

Define Your Style

National Records

DENNIS PETTE	ADAM DAWKINS	GRANT COMER	ADAM DAWKINS
100-119 Y INDY SWIM	08-08-09 3:37.49	100-119 Y INDY SWIM	08-08-09 4:06.58
CHRIS CLARKE	DANIEL MICHAEL	GRANT WIECZOREK	BEN CHRISTOFFEL
GRANT WIECZOREK	BEN CHRISTOFFEL	DANIEL MICHAEL	WESLEY MERKLE
120-159 MICHIGAN	08-08-09 3:34.83	120-159 MICHIGAN	08-08-09 4:00.06
KEVIN DOAK	ALEC MULL	KEVIN DOAK	PATRICK SAUCEDO
CAMERON MULL	PATRICK SAUCEDO	CAMERON MULL	ALEC MULL
160-199 LONGHORN	07-03-11 3:38.60	160-199 LONGHORN	07-02-11 4:10.99
TYLER BLESSING	MIKE VAROZZA	CHRIS ECKERMAN	TODD BARTEE
ANDERS RASMUSSEN	CHRIS ECKERMAN	TYLER BLESSING	MIKE VAROZZA
200-239 ARIZONA	08-08-09 3:56.19	200-239 DOC IU MASTERS	08-08-09 4:27.93
AL JAEGER	JEFFREY KRONGAARD	EDILSON SILVA	PETER FINN
BARRY ROTH	SCOTT SHAKE	GARY HALL	JOEL STAGER
240-279 VENTURA COUNTY	08-13-11 4:13.50	240-279 VENTURA	05-16-10 4:46.32
GLENN GRUBER	HUBIE KERNS	JIM MCCONICA	JOHN DERR
JIM MCCONICA	MICHAEL BLATT	HUBIE KERNS	GLENN GRUBER
280-319 GOLD	03-15-08 4:45.42	280-319 N CAROLINA	06-04-05 5:24.55
ALAN RAPPERPORT	CAV CAVANAUGH	CLARKE MITCHELL	JOHN KORTHEUER
ANDY MORROW	DAVID QUIGGIN	RICHARD KITCHELL	JERRY CLARK
320-359 SAN DIEGO	08-05-07 5:52.37	320-359 SDSM	07-24-11 7:03.00
FRANK PIEMME	DONALD HUBBARD	DALE WEBSTER	FREDERICK HOPPE
BOB BEST	JURGEN SCHMIDT	MIKE FRESHLEY	KEN KIMBALL
360-399 COAST MASTERS	08-05-07 10:43.13	360-399 COAST MASTERS	08-05-07 12:59.05
BOB CHRISTIANS	WALTER PFEIFFER	WOODY BOWERSOCK	BOB CHRISTIANS
WAYNE MCFARLAND	WOODY BOWERSOCK	WALTER PFEIFFER	WAYNE MCFARLAND

***** RELAY 800 M. FREE - M E N *****

72 - 99 GREATER INDIANA	07-18-99 8:28.72	200-239 ARIZONA	08-08-09 8:45.06
GRANT COMER	DENNIS PETTE	BARRY ROTH	JEFFREY KRONGAARD
GEORGE LATHROP	ADAM DAWKINS	SCOTT SHAKE	KURT DICKSON
100-119 SANTA CLARA	05-29-94 8:04.17	240-279 VENTURA	08-13-11 9:25.78
SERGEY MARINIUK	FRANZ MORTENSEN	JIM MCCONICA	GLENN GRUBER
JAMES PARRACK	MIKE MOORE	HUBIE KERNS	MICHAEL BLATT
120-159 SCAQ	07-25-09 8:03.21	280-319 GOLD	03-15-08 10:57.90
DAVID SCHLESINGER	DAN WEGNER	ALAN RAPPERPORT	CAV CAVANAUGH
MATTHEW HARRIGAN	ERIK HOCHSTEIN	ANDY MORROW	DAVID QUIGGIN
160-199 TEAM TYR	07-16-06 8:15.15	320-359 SAN DIEGO	07-16-06 14:40.89
RICH SAEGER	PAUL SMITH	TOM HAVER	JURGEN SCHMIDT
MICHAEL RUFFNER	DAN WEGNER	BOB BEST	DONALD BAKER
360-399 COAST MASTERS	08-05-07 25:29.59		
WAYNE MCFARLAND	BOB CHRISTIANS		
WALTER PFEIFFER	WOODY BOWERSOCK		

***** RELAY 200 M. FREE - MIXED ***** RELAY 200 M. MEDLEY - MIXED *****

72 - 99 CSAM	07-26-09 1:47.94	72 - 99 ARIZONA	07-31-11 1:57.69
WADE FEDERER	LAUREN HANCOCK	KELLY HARRIGAN	BREEJA LARSON
CHRISTOPHER RAMOS	KARA DENBY	MATT RIPPEENTROP	GORDON SMITH
100-119 OLYMPIC CLUB	07-11-10 1:43.11	100-119 OLYMPIC CLUB	07-09-11 1:55.34
O'DONNELL-MCCARTY	TRENT HOLSMAN	ODONNELL-MCCARTHY	JOHN DORR
ERIN REILLY	SCOTT GREENWOOD	ERIN REILLY	SCOTT GREENWOOD
120-159 GOLD	08-23-98 1:42.65	120-159 DALLAS AQUAT	08-16-08 1:54.81
TODD PACE	TRACIE MOLL	JAY YARID	KATIE MCCLELLAND
JAMIE HERRINGTON	KURT WIENANTS	GREGORY SARGENT	LAURA GLASS
160-199 TEAM TYR	08-08-06 1:42.27	160-199 TEAM TYR	08-10-06 1:58.35
JOHN SMITH	RICH SAEGER	MARIKA MCCUE	MICHAEL RUFFNER
COLLETTE SAPPEY	SHERI HART	ROBBERT-PAUL SMIT	S VON DER LIPPE
200-239 COLORADO	08-08-06 1:44.96	200-239 SDSM	08-15-05 2:02.32
TRIP HEDRICK	KIM CROUCH	K PIPES-NEILSEN	CAROLINE KRATTLI
KATHY GARNIER	RICHARD ABRAHAMS	SCOTT LAUTMAN	VINUS VAN BAALEN
240-279 TAMALPAIS	08-04-11 1:56.00	240-279 TAMALPAIS	08-08-09 2:09.06
RICHARD BURNS	LAURA VAL	RICHARD BURNS	KENNETH FROST
BARBARA WHEELER	TATE HOLT	LAURA VAL	BARBARA WHEELER
280-319 SAN DIEGO	07-29-07 2:17.43	280-319 OREGON	08-16-08 2:34.68
MIKE FRESHLEY	JACKIE MARR	JOY WARD	GINGER PIERSON
DALE WEBSTER	GYNT CLIFFORD	TOM LANDIS	WILLARD LAMB
320-359 SANTA BARBARA	08-01-04 2:55.56	320-359 FLA MAVERICK	06-13-10 3:26.94
FRANK PIEMME	GRACE ALTUS	PAUL HUTINGER	ROBERT MACDONALD
RUTH BAAR	JURGEN SCHMIDT	PATRICIA TULLMAN	JEAN TROY
360-399 COAST MASTERS	08-11-03 5:26.80	360-399	
HELENE IBERALL	MAXINE MERLINO		
WALTER PFEIFFER	WOODY BOWERSOCK		

National Records

***** RELAY 400 M. FREE - MIXED *****	***** RELAY 400 M. MEDLEY - MIXED *****
72 - 99 CSAM 07-25-09 3:56.54 WADE FEDERER LAUREN HANCOCK CHRISTOPHER RAMOS KARA DENBY	72 - 99 CSAM 07-25-09 4:35.26 LAUREN HANCOCK KARA DENBY WADE FEDERER NICK GLAZE
100-119 SCAQ 07-25-09 3:54.81 NATHAN JANOS J CORCORAN ANN YEARWOOD ERIK TOLMACHOFF	100-119 WALNUT CREEK 07-22-90 4:36.14 PAM BOSCOVICH JON JAQUES KERRY O'BRIEN PAULA ROEMER
120-159 MOVY MASTERS 03-05-11 3:56.36 TONY STEWART CHRISTIE FUCHS JOY STOVER ANTHONY DIERS	120-159 FT LAUDERDALE 08-08-09 4:29.03 CARLOS FERNANDEZ KELLY LEGASPI L.GALVIN-SARABIA JENNIFER MARTIN
160-199 SCAQ 07-05-09 3:58.05 JENNY COOK ERIK HOCHSTEIN MATTHEW CORNUE ARLETTE GODGES	160-199 N CAROLINA 08-08-09 4:27.97 ERIKA BRAUN ROB BUTCHER JOSEPH RHYNE PATRICIA ROHNER
200-239 OREGON 06-03-06 4:13.62 K.ANDRUS-HUGHES STEVE MANN ARLENE DELMAGE MIKE TENNANT	200-239 OREGON 06-14-08 4:41.46 K.ANDRUS-HUGHES PATRICK ALLENDER ARLENE DELMAGE MIKE TENNANT
240-279 NE MASTERS 06-03-12 4:28.01 DANIEL ROGACKI JACKI HIRSTY TRACY GRILLI GREG SHAW	240-279 TAMALPAIS 08-08-09 4:51.95 RICHARD BURNS KEN FROST LAURA VAL BARBARA WHEELER
280-319 OREGON 07-13-08 5:24.15 WILLARD LAMB JOY WARD BARBARA FRID TOM LANDIS	280-319 OREGON 06-14-08 6:03.51 JOY WARD GINGER PIERSON TOM LANDIS WILLARD LAMB
320-359 FLA MAVERICK 06-12-11 6:43.08 C WEATHERBEE ROBERT MACDONALD PATRICIA TULLMAN JEAN TROY	320-359 FMM 06-13-09 7:45.92 PAUL HUTINGER ROBERT MACDONALD PATRICIA TULLMAN JEAN TROY
360-399	360-399

***** RELAY 800 M. FREE - MIXED *****	*****
72 - 99 CSAM 07-25-09 8:55.39 KARA DENBY LAUREN HANCOCK CHRISTOPHER RAMOS WADE FEDERER	200-239 SYSM 06-11-10 9:27.80 BILL BRENNER KEVIN MCCORMACK ELLEN BENNETT ELENE KAY JONES
100-119 SCAQ 07-25-09 8:39.99 ERIK TOLMACHOFF NATHAN JANOS J CORCORAN ANN YEARWOOD	240-279 TAMALPAIS 07-09-10 10:09.67 RICHARD BURNS BARBARA WHEELER LAURA VAL KENNETH FROST
120-159 NOVAQUATICS 08-13-11 8:47.80 EVAN KRAUS HEIDI COUGH CYNTHIA LEWIS DICKIE FERNANDEZ	280-319 SLAM 08-08-09 12:08.81 MARY POHLMANN THOMAS MAINE LARRY GOOD TERESA MCDOWELL
160-199 ILLINOIS 08-08-09 8:54.37 NADLINE DAY ANDREAS SEIBT KIMBERLY STEVENS THOMAS MCCABE	320-359 SAN DIEGO 08-05-07 14:44.35 FRANK TANNER JURGEN SCHMIDT ADRIENNE PIPES RITA SIMONTON
360-399	

World Records

***** MEN *****				25-29	***** WOMEN *****			
22.59	08/28/1983	USA	KEVIN SHAFORREST	50 M. FREE	ANNABEL KOSTEN	NED	02/15/2004	25.42
50.74	08/13/2000	USA	NICK SHACKELL	100 M. FREE	AIMEE RAMM	GBR	06/21/2008	57.71
1:52.17	08/23/1992	USA	JOHN KEPPELER	200 M. FREE	MEGAN JENDRICK	USA	07/10/2010	2:04.56
4:00.98	08/18/2002	USA	HONZA VITAZKA	400 M. FREE	SOPHIE CASSON	GBR	06/18/2011	4:18.62
8:24.67	06/29/1997	USA	ALEX KOSTICH	800 M. FREE	SWANN OBERSON	SUI	03/10/2012	8:45.89
16:13.89	08/10/1997	USA	ALEX KOSTICH	1500 M. FREE	SWANN OBERSON	SUI	03/11/2012	16:34.89
26.18	03/07/2010	JPN	HIDEAKI AOKI	50 M. BACK	MAI NAKAMURA	JPN	10/04/2008	29.60
57.42	09/27/2009	JPN	IKUMI HASEGAWA	100 M. BACK	AKIKO MIZUMOTO	JPN	07/16/2007	1:04.82
2:03.80	08/01/2010	GER	KAMIL KASPROWICZ	200 M. BACK	KANA OHASHI	JPN	07/16/2007	2:17.30
27.96	08/04/2011	USA	MARK GANGLOFF	50 M. BRST	MEGAN JENDRICK	USA	07/10/2010	31.60
1:02.65	08/30/2007	GBR	CHRISTOPHER JONES	100 M. BRST	MEGAN JENDRICK	USA	07/10/2010	1:10.56
2:16.70	08/17/2008	USA	GARY MARSHALL	200 M. BRST	HITOMI MATSUDA	JPN	07/17/2006	2:35.46
23.71	08/16/2008	USA	KOHEI KAWAMOTO	50 M. FLY	L.KRISTIANSEN	DEN	08/02/2010	27.90
53.09	08/15/2008	USA	KOHEI KAWAMOTO	100 M. FLY	YUKO NAKANISHI	JPN	07/17/2010	1:02.73
2:03.26	04/23/2008	JPN	SATOSHI TORATANI	200 M. FLY	YUKO NAKANISHI	JPN	07/16/2010	2:17.56
2:05.98	08/03/2010	GER	KAMIL KASPROWICZ	200 M. I.M.	HITOMI MATSUDA	JPN	10/02/2005	2:20.71
4:30.05	09/12/2009	BRA	DIOGO YABE	400 M. I.M.	HITOMI MATSUDA	JPN	11/05/2006	5:02.78
***** MEN *****				30-34	***** WOMEN *****			
22.53	06/06/2009	USA	SABIR MUHAMMED	50 M. FREE	MARTINA MORAVCOVA	USA	06/06/2008	25.74
50.84	09/18/2009	GER	S.KUNZELMANN	100 M. FREE	ERIKA ERNDL	USA	07/11/2009	55.24
1:53.15	05/03/2009	AUS	DANIEL KOWALSKI	200 M. FREE	DAWN HECKMAN	USA	07/17/2011	2:04.05
3:58.42	05/02/2009	AUS	DANIEL KOWALSKI	400 M. FREE	DAWN HECKMAN	USA	07/16/2011	4:18.63
8:08.53	03/11/2012	GER	JAN WOLFGARTEN	800 M. FREE	DAWN HECKMAN	USA	07/14/2011	8:46.47
15:25.79	03/11/2012	GER	JAN WOLFGARTEN	1500 M. FREE	HEIDI GEORGE	USA	07/10/2009	17:25.81
26.02	05/07/2011	GER	STEFAN HERBST	50 M. BACK	NORIKO INADA	USA	08/05/2011	28.79
56.55	05/07/2011	GER	STEFAN HERBST	100 M. BACK	NORIKO INADA	USA	08/06/2011	1:01.78
2:02.75	11/24/2000	BRA	ROGERIO ROMERO	200 M. BACK	SARABETH METZGER	USA	08/06/2009	2:17.61
28.59	11/26/2009	BRA	CARLOS ALENCAR	50 M. BRST	HITOMI MATSUDA	JPN	09/26/2009	32.42
1:02.71	06/26/2011	USA	ED MOSES	100 M. BRST	HITOMI MATSUDA	JPN	10/03/2009	1:10.10
2:19.67	06/25/2011	USA	ED MOSES	200 M. BRST	HITOMI MATSUDA	JPN	10/17/2009	2:28.93
24.15	08/06/2009	VEN	OSWALDO QUEVEDO	50 M. FLY	MARTINA MORAVCOVA	USA	06/07/2008	27.48
54.19	08/03/2010	ROU	I.STEFAN GHERGHEL	100 M. FLY	MARTINA MORAVCOVA	USA	06/07/2008	58.81
2:03.76	08/12/2010	USA	MATT HAUPT	200 M. FLY	METTE JACOBSEN	DEN	05/07/2006	2:13.60
2:03.54	05/14/2011	BRA	D.OLIVEIRA YABE	200 M. I.M.	ERIKA ERNDL	USA	07/07/2009	2:13.89
4:33.91	03/10/2012	GER	THOMAS LURZ	400 M. I.M.	HITOMI MATSUDA	JPN	11/08/2009	4:56.08
***** MEN *****				35-39	***** WOMEN *****			
22.76	08/20/2005	GBR	MARK FOSTER	50 M. FREE	DARA TORRES	USA	08/08/2006	25.98
50.78	09/27/2009	JPN	HIDEAKI HARA	100 M. FREE	TRACIE MOLL	USA	08/23/1998	58.38
1:52.84	08/06/2006	USA	VLAD PYSHNENKO	200 M. FREE	K.PIPES-NEILSEN	USA	08/10/1997	2:06.94
4:05.91	03/10/2012	BUL	PETAR STOYCHEV	400 M. FREE	K.PIPES-NEILSEN	USA	08/10/1997	4:26.17
8:18.44	03/10/2012	BUL	PETAR STOYCHEV	800 M. FREE	KIRSTEN CAMERON	NZL	07/31/2010	9:09.12
16:00.04	03/11/2012	BUL	PETAR STOYCHEV	1500 M. FREE	KIRSTEN CAMERON	NZL	03/13/2009	17:33.46
27.03	08/08/2009	USA	EDILSON SILVA	50 M. BACK	SHERI HART	USA	08/07/2010	30.17
59.18	08/09/2006	USA	MICHAEL ROSS	100 M. BACK	SHERI HART	USA	08/08/2010	1:04.99
2:09.26	07/09/2000	USA	DANIEL VEATCH	200 M. BACK	K.PIPES-NEILSEN	USA	08/10/1997	2:18.20
28.47	10/24/2009	RUS	VLADISLAV BRAGIN	50 M. BRST	R.CRESCENTINI	ITA	06/24/2011	33.10
1:02.72	10/25/2009	RUS	VLADISLAV BRAGIN	100 M. BRST	HITOMI MATSUDA	JPN	02/05/2012	1:13.28
2:20.29	06/05/2004	GBR	NICK GILLINGHAM	200 M. BRST	CAROLINE KRATTLI	USA	08/19/2001	2:41.76
24.69	03/17/2012	RSA	RYK NEETHLING	50 M. FLY	LYNNE HAYES	AUS	04/30/2009	28.03
55.84	03/08/2009	JPN	EIJI NOMURA	100 M. FLY	LYNNE HAYES	AUS	03/19/2009	1:02.44
2:06.74	06/27/1996	USA	JEFF STUART	200 M. FLY	K.PIPES-NEILSEN	USA	08/10/1997	2:20.21
2:08.19	08/03/2002	USA	RON KARNAUGH	200 M. I.M.	HITOMI MATSUDA	JPN	01/14/2012	2:21.47
4:42.45	03/28/2002	FRA	NICOLAS GRANGER	400 M. I.M.	K.PIPES-NEILSEN	USA	06/29/1997	5:07.21
***** MEN *****				40-44	***** WOMEN *****			
23.86	04/21/2008	ITA	M.GIALDI	50 M. FREE	EDITH OTTERMANN	RSA	11/07/2009	26.44
51.72	08/01/2010	USA	VLAD PYSHNENKO	100 M. FREE	MARIA DOELGER	USA	08/17/2003	58.43
1:53.65	08/02/2010	USA	VLAD PYSHNENKO	200 M. FREE	K.PIPES-NEILSEN	USA	08/15/2005	2:09.28
4:06.74	07/24/2009	USA	ERIK HOCHSTEIN	400 M. FREE	JANET EVANS	USA	08/13/2011	4:22.87
8:37.81	07/25/2010	USA	ALEX KOSTICH	800 M. FREE	JANET EVANS	USA	06/11/2011	8:59.06
16:36.91	07/23/2010	USA	ALEX KOSTICH	1500 M. FREE	K.PIPES-NEILSEN	USA	08/11/2003	17:56.52
27.38	08/06/2010	BRA	EDILSON SILVA	50 M. BACK	CINDY MABEE	CAN	03/07/2009	31.49
59.08	08/07/2009	USA	MICHAEL ROSS	100 M. BACK	CINDY MABEE	CAN	03/07/2009	1:07.06
2:12.77	08/01/2010	DEN	MARK VOGEL	200 M. BACK	JODY SMITH	USA	08/06/2009	2:23.18
28.84	09/16/2009	ITA	ALBERTO MONTINI	50 M. BRST	LINLEY FRAME	AUS	04/09/2011	33.14
1:04.86	06/05/2011	RUS	VLADISLAV BRAGIN	100 M. BRST	S.VON DER LIPPE	USA	05/23/2009	1:13.78
2:18.94	06/24/2009	ITA	ALBERTO MONTINI	200 M. BRST	S.VON DER LIPPE	USA	08/09/2006	2:38.44
25.07	09/08/2011	TUR	SERKAN ATASAY	50 M. FLY	S.VON DER LIPPE	USA	05/25/2009	28.52
56.17	09/06/2011	TUR	SERKAN ATASAY	100 M. FLY	S.VON DER LIPPE	USA	05/23/2009	1:03.36
2:05.55	07/11/2004	USA	DENNIS BAKER	200 M. FLY	S.VON DER LIPPE	USA	07/23/2006	2:24.78
2:10.63	06/25/2009	ITA	ALBERTO MONTINI	200 M. I.M.	S.VON DER LIPPE	USA	08/05/2007	2:25.03
4:47.01	04/22/2007	GER	PETER BERMEL	400 M. I.M.	K.PIPES-NEILSEN	USA	08/01/2004	5:09.83
***** MEN *****				45-49	***** WOMEN *****			

World Records

24.26	07/19/2004	JPN	BRENT BARNES	50	M.	FREE	EDITH OTTERMANN	RSA	03/16/2011	26.59
53.77	08/19/2005	ITA	MARCO COLOMBO	100	M.	FREE	K.PIPES-NEILSEN	USA	08/05/2007	59.79
1:57.89	08/06/2009	USA	KEITH SWITZER	200	M.	FREE	K.PIPES-NEILSEN	USA	06/13/2009	2:10.09
4:11.07	08/09/2009	USA	KEITH SWITZER	400	M.	FREE	K.PIPES-NEILSEN	USA	09/06/2008	4:35.84
8:42.85	08/04/2006	BRA	MARCUS MATTIOLI	800	M.	FREE	K.PIPES-NEILSEN	USA	08/05/2007	9:24.11
16:38.81	08/10/2009	USA	JEFF ERWIN	1500	M.	FREE	S.HEIM-BOWEN	USA	08/17/2003	17:55.83
28.05	06/07/2008	USA	STEVE WOOD	50	M.	BACK	ELLEN REYNOLDS	USA	05/22/2011	31.71
1:00.13	06/08/2008	USA	STEVE WOOD	100	M.	BACK	K.PIPES-NEILSEN	USA	05/24/2009	1:08.11
2:15.83	08/04/2011	USA	CHRIS STEVENSON	200	M.	BACK	K.PIPES-NEILSEN	USA	05/22/2009	2:26.06
29.63	06/24/2011	ITA	RICO ROLLI	50	M.	BRST	S.VON DER LIPPE	USA	07/17/2010	33.66
1:06.35	09/17/2009	UKR	V.PYLYPCHENKO	100	M.	BRST	MARZENA KULIS	ITA	09/17/2009	1:13.49
2:24.91	09/19/2009	UKR	V.PYLYPCHENKO	200	M.	BRST	CAROLINE KRATTLI	USA	08/05/2007	2:45.20
25.90	08/06/2006	USA	PAUL SMITH	50	M.	FLY	EDITH OTTERMANN	RSA	02/19/2011	28.97
56.85	08/11/2002	USA	PAUL CARTER	100	M.	FLY	K.PIPES-NEILSEN	USA	09/06/2008	1:05.69
2:06.94	08/09/2006	USA	DENNIS BAKER	200	M.	FLY	K.PIPES-NEILSEN	USA	06/20/2009	2:24.34
2:14.90	08/22/2010	USA	JEROME FRENTSOS	200	M.	I.M.	K.PIPES-NEILSEN	USA	08/16/2008	2:27.57
4:47.65	08/21/2010	USA	JEROME FRENTSOS	400	M.	I.M.	K.PIPES-NEILSEN	USA	09/05/2008	5:13.85
*****	*****	MEN	*****	50-54	*****	*****	*****	W O M E N	*****	*****
24.08	06/27/2009	JPN	BRENT BARNES	50	M.	FREE	LAURA VAL	USA	08/18/2001	28.22
54.94	08/07/2009	USA	BOB BUGG	100	M.	FREE	LAURA VAL	USA	08/19/2001	1:01.13
2:00.34	08/13/2007	USA	DAN STEPHENSON	200	M.	FREE	S.HEIM-BOWEN	USA	04/20/2008	2:15.00
4:16.61	08/13/2007	USA	DAN STEPHENSON	400	M.	FREE	LYNN MARSHALL	CAN	02/19/2011	4:41.19
8:55.05	07/31/2010	BRA	MARCUS MATTIOLI	800	M.	FREE	LYNN MARSHALL	CAN	06/24/2011	9:38.04
17:08.33	08/20/2000	USA	JIM MCCONICA	1500	M.	FREE	LYNN MARSHALL	CAN	03/13/2011	18:29.28
28.60	08/05/2011	USA	STEVE WOOD	50	M.	BACK	LESLIE LIVINGSTON	USA	08/05/2011	32.55
1:01.89	08/06/2011	USA	STEVE WOOD	100	M.	BACK	K.ANDRUS-HUGHES	USA	08/17/2008	1:13.55
2:17.74	08/06/2009	USA	JAMIE FOWLER	200	M.	BACK	LYNN MARSHALL	CAN	02/19/2011	2:33.03
30.97	09/16/2009	FRA	OLIVIER BORIOS	50	M.	BRST	MONICA CORO	ITA	02/12/2012	35.00
1:09.36	08/06/2009	USA	GARY PATERSON	100	M.	BRST	MONICA CORO	ITA	02/12/2012	1:17.84
2:35.08	06/05/2004	ITA	LORENZO MARUGO	200	M.	BRST	JENNY WHITELEY	AUS	04/23/2008	2:55.15
25.88	08/16/2008	USA	PAUL CARTER	50	M.	FLY	ANGELA ZINGLER	GER	06/04/2004	30.24
57.23	08/15/2008	USA	PAUL CARTER	100	M.	FLY	JILL HERNANDEZ	USA	08/13/2011	1:07.80
2:13.36	11/07/2010	BRA	MARCUS MATTIOLI	200	M.	FLY	LAURA VAL	USA	08/18/2001	2:31.55
2:18.05	07/25/2009	USA	JAMIE FOWLER	200	M.	I.M.	CECILIA STANFORD	RSA	03/18/2011	2:36.62
4:53.69	08/02/2010	BRA	MARCUS MATTIOLI	400	M.	I.M.	LYNN MARSHALL	CAN	02/19/2011	5:32.26
*****	*****	MEN	*****	55-59	*****	*****	*****	W O M E N	*****	*****
25.01	07/07/2009	USA	JACK GROSELLE	50	M.	FREE	LAURA VAL	USA	08/17/2008	28.69
56.08	07/23/2009	USA	JACK GROSELLE	100	M.	FREE	LAURA VAL	USA	08/16/2008	1:02.02
2:04.01	07/26/2009	USA	MICHAEL MANN	200	M.	FREE	LAURA VAL	USA	08/06/2009	2:16.28
4:22.49	07/25/2009	USA	MICHAEL MANN	400	M.	FREE	LAURA VAL	USA	07/12/2009	4:50.13
9:00.09	07/24/2009	USA	MICHAEL MANN	800	M.	FREE	LAURA VAL	USA	07/12/2008	10:05.28
17:22.61	08/10/2009	USA	MICHAEL MANN	1500	M.	FREE	LAURA VAL	USA	07/08/2007	19:14.70
30.01	08/05/2011	USA	TOM BARTON	50	M.	BACK	LAURA VAL	USA	08/12/2010	33.75
1:05.46	08/06/2011	USA	TOM BARTON	100	M.	BACK	LAURA VAL	USA	08/17/2008	1:14.41
2:23.84	08/04/2011	USA	TOM BARTON	200	M.	BACK	N.STEADMAN MARTIN	USA	08/06/2009	2:47.52
31.05	09/16/2009	GER	WALTER KUSCH	50	M.	BRST	JAN WICKS	AUS	07/28/2001	38.30
1:11.13	04/19/2008	RSA	TIMOTHY SHEAD	100	M.	BRST	LO D KNAPP	USA	08/06/2009	1:25.19
2:38.66	08/17/2008	USA	RICK COLELLA	200	M.	BRST	LO D KNAPP	USA	08/09/2009	3:04.32
26.86	08/06/2009	USA	GARY HALL	50	M.	FLY	LAURA VAL	USA	08/06/2009	31.42
1:01.05	08/07/2006	USA	GREG SHAW	100	M.	FLY	LAURA VAL	USA	08/09/2009	1:09.47
2:18.97	08/07/2009	USA	BRAD HORNER	200	M.	FLY	LAURA VAL	USA	07/08/2007	2:41.51
2:20.83	08/09/2009	USA	MICHAEL MANN	200	M.	I.M.	LAURA VAL	USA	08/16/2008	2:43.45
5:04.07	07/26/2009	USA	MICHAEL MANN	400	M.	I.M.	LAURA VAL	USA	07/10/2009	5:49.40
*****	*****	MEN	*****	60-64	*****	*****	*****	W O M E N	*****	*****
25.23	08/07/2006	USA	RICHARD ABRAHAMS	50	M.	FREE	LAURA VAL	USA	08/06/2011	29.31
58.61	08/15/2005	USA	RICHARD ABRAHAMS	100	M.	FREE	LAURA VAL	USA	08/05/2011	1:03.83
2:12.57	05/16/2010	USA	JIM MCCONICA	200	M.	FREE	LAURA VAL	USA	08/04/2011	2:22.86
4:40.52	07/24/2010	USA	JIM MCCONICA	400	M.	FREE	LAURA VAL	USA	07/08/2011	5:03.88
9:55.28	05/29/2011	USA	JIM MCCONICA	800	M.	FREE	LAURA VAL	USA	07/08/2011	10:27.71
18:12.09	06/06/2010	USA	JIM MCCONICA	1500	M.	FREE	LAURA VAL	USA	07/08/2011	19:52.85
31.46	06/02/2007	USA	HUGH WILDER	50	M.	BACK	LAURA VAL	USA	06/18/2011	34.41
1:08.77	06/02/2007	USA	HUGH WILDER	100	M.	BACK	LAURA VAL	USA	06/18/2011	1:17.58
2:34.00	03/17/2012	RSA	TIMOTHY SHEAD	200	M.	BACK	LAURA VAL	USA	06/26/2011	2:48.78
32.84	03/18/2012	AUS	STUART ELLICOTT	50	M.	BRST	MONIKA SENFTLEBEN	GER	03/27/2002	38.48
1:15.42	08/16/2008	USA	ROBERT STRAND	100	M.	BRST	BONNIE PRONK	CAN	03/28/2002	1:27.64
2:46.46	03/16/2012	RSA	TIMOTHY SHEAD	200	M.	BRST	BONNIE PRONK	CAN	03/26/2002	3:14.49
27.92	08/15/2005	USA	RICHARD ABRAHAMS	50	M.	FLY	LAURA VAL	USA	08/05/2011	32.81
1:03.03	08/15/2005	USA	RICHARD ABRAHAMS	100	M.	FLY	LAURA VAL	USA	08/04/2011	1:12.06
2:29.05	08/06/2011	USA	LAWRENCE DAY	200	M.	FLY	LAURA VAL	USA	08/06/2011	2:41.03
2:30.72	06/22/2008	USA	FRED SCHLICHER	200	M.	I.M.	LAURA VAL	USA	06/26/2011	2:50.13
5:28.25	08/04/2011	USA	LAWRENCE DAY	400	M.	I.M.	LAURA VAL	USA	07/08/2011	5:56.27
*****	*****	MEN	*****	65-69	*****	*****	*****	W O M E N	*****	*****

26.33	08/12/2010	USA	RICHARD ABRAHAMS	50	M.	FREE	CAROLYN BOAK	USA	08/11/2010	31.84
1:00.38	08/12/2010	USA	RICHARD ABRAHAMS	100	M.	FREE	CHRISTEL SCHULZ	GER	08/19/2005	1:12.00
2:18.53	08/15/2008	USA	TOM LANDIS	200	M.	FREE	CAROLYN BOAK	USA	08/10/2010	2:39.05
5:00.26	03/10/2007	USA	TOM LANDIS	400	M.	FREE	JEN THOMASSON	AUS	04/24/2008	5:43.10
10:25.94	06/10/2007	USA	TOM LANDIS	800	M.	FREE	JEN THOMASSON	AUS	04/18/2008	11:53.17
20:00.97	04/06/2008	USA	TOM LANDIS	1500	M.	FREE	JEN THOMASSON	AUS	07/26/2008	22:40.65
32.19	08/09/2009	USA	RICHARD BURNS	50	M.	BACK	MARGIT OHLSSON	SWE	09/07/2011	37.11
1:11.32	08/07/2009	USA	RICHARD BURNS	100	M.	BACK	MARGIT OHLSSON	SWE	08/05/2010	1:21.81
2:40.95	02/22/2008	GER	BERND HORSTMANN	200	M.	BACK	MARGIT OHLSSON	SWE	09/07/2011	3:00.24
34.61	09/05/2009	JPN	OSAMU MAEDA	50	M.	BRST	MONIKA SENFTLEBEN	GER	06/14/2009	41.52
1:18.11	08/06/2009	USA	KENNETH FROST	100	M.	BRST	NOBUKO YASUDA	JPN	06/20/2010	1:33.23
2:59.54	08/09/2009	USA	KENNETH FROST	200	M.	BRST	NOBUKO YASUDA	JPN	08/05/2010	3:24.79
28.54	06/27/2009	ESP	JOSEP CLARET	50	M.	FLY	DIANN UUSTAL	USA	08/05/2011	35.42
1:07.34	08/11/2010	USA	RICHARD ABRAHAMS	100	M.	FLY	CAROLYN BOAK	USA	08/11/2010	1:26.17
2:47.60	06/20/2009	GBR	DEREK PARR	200	M.	FLY	CAROLYN BOAK	USA	08/12/2010	3:21.42
2:43.37	08/09/2009	USA	RICHARD BURNS	200	M.	I.M.	BRIGITTE MERTEN	GER	07/01/2011	3:05.40
5:52.79	03/20/2004	NZL	BARRY YOUNG	400	M.	I.M.	CAROLYN BOAK	USA	07/23/2010	6:37.45
*****		MEN	*****	70-74			*****	W O M E N	*****	
28.35	06/26/2011	CAN	IAN SMITH	50	M.	FREE	CHRISTEL SCHULZ	GER	01/16/2010	33.57
1:05.40	08/15/2005	USA	CAV CAVANAUGH	100	M.	FREE	YOSHIKO OSAKI	JPN	09/05/2009	1:14.28
2:26.20	08/15/2008	USA	DAVID RADCLIFF	200	M.	FREE	CHRISTEL SCHULZ	GER	08/02/2010	2:48.03
5:12.05	05/04/2001	USA	GRAHAM JOHNSTON	400	M.	FREE	YOSHIKO OSAKI	JPN	07/18/2008	5:54.97
10:45.92	03/24/2002	USA	GRAHAM JOHNSTON	800	M.	FREE	YOSHIKO OSAKI	JPN	11/01/2009	12:13.07
20:36.56	08/16/2001	USA	GRAHAM JOHNSTON	1500	M.	FREE	JANE ASHER	GBR	06/01/2001	24:06.48
35.31	08/17/2003	USA	YOSHI OYAKAWA	50	M.	BACK	PAMELA HUTCHINGS	AUS	04/22/2008	41.10
1:16.64	04/30/2009	NZL	BARRY YOUNG	100	M.	BACK	CHRISTEL SCHULZ	GER	06/12/2010	1:32.02
2:48.10	03/14/2009	NZL	BARRY YOUNG	200	M.	BACK	CHRISTEL SCHULZ	GER	03/13/2010	3:21.23
37.23	09/05/2009	JPN	YOSHIHIKO OSAKI	50	M.	BRST	SHOKO YONEZAWA	JPN	12/04/2005	43.45
1:24.71	04/19/2008	USA	KARL WIEDAMANN	100	M.	BRST	SHOKO YONEZAWA	JPN	06/24/2007	1:37.72
3:04.79	03/14/2009	AUS	MICHAEL MALONEY	200	M.	BRST	SHOKO YONEZAWA	JPN	03/06/2005	3:34.32
31.49	09/24/2007	JPN	HIROSHI MATSUMOTO	50	M.	FLY	CHRISTEL SCHULZ	GER	05/08/2010	37.93
1:17.32	03/14/2009	NZL	BARRY YOUNG	100	M.	FLY	YOSHIKO OSAKI	JPN	07/19/2008	1:34.51
2:53.86	05/02/2009	NZL	BARRY YOUNG	200	M.	FLY	JUNE KRAUSER	USA	06/27/1996	3:39.91
2:45.60	05/03/2009	NZL	BARRY YOUNG	200	M.	I.M.	YOSHIKO OSAKI	JPN	06/21/2008	3:13.19
5:57.81	05/01/2009	NZL	BARRY YOUNG	400	M.	I.M.	YOSHIKO OSAKI	JPN	11/09/2008	6:54.93
*****		MEN	*****	75-79			*****	W O M E N	*****	
30.28	07/11/2009	USA	DAVID RADCLIFF	50	M.	FREE	JANE ASHER	GBR	03/03/2006	34.85
1:06.63	07/12/2009	USA	DAVID RADCLIFF	100	M.	FREE	JANE ASHER	GBR	08/05/2006	1:20.15
2:25.66	06/06/2009	USA	DAVID RADCLIFF	200	M.	FREE	JANE ASHER	GBR	04/20/2008	2:56.57
5:17.77	03/07/2009	USA	DAVID RADCLIFF	400	M.	FREE	JANE ASHER	GBR	08/10/2006	6:13.20
11:07.90	07/10/2009	USA	DAVID RADCLIFF	800	M.	FREE	JANE ASHER	GBR	10/22/2006	12:58.94
21:03.06	07/10/2009	USA	DAVID RADCLIFF	1500	M.	FREE	JANE ASHER	GBR	03/03/2006	24:41.76
36.14	08/16/2008	USA	YOSHI OYAKAWA	50	M.	BACK	SHOKO YONEZAWA	JPN	01/17/2010	42.06
1:20.98	06/14/2009	USA	BURWELL JONES	100	M.	BACK	JANE ASHER	GBR	10/21/2006	1:38.62
2:57.72	06/13/2010	USA	BURWELL JONES	200	M.	BACK	JANE ASHER	GBR	06/16/2006	3:34.35
39.57	07/01/2011	GER	HANS REICHEL	50	M.	BRST	SHOKO YONEZAWA	JPN	03/06/2010	43.95
1:29.55	06/20/2010	JPN	TETSUO NAKAMARU	100	M.	BRST	SHOKO YONEZAWA	JPN	03/06/2010	1:38.81
3:17.54	01/21/2012	AUS	TONY GOODWIN	200	M.	BRST	SHOKO YONEZAWA	JPN	03/07/2010	3:41.53
33.05	03/03/2012	JPN	HIROSHI MATSUMOTO	50	M.	FLY	JANE ASHER	GBR	08/06/2006	41.99
1:26.04	07/19/2008	JPN	TAKASHI HAYASHI	100	M.	FLY	JUDIE OLIVER	CAN	04/22/2007	1:47.40
3:26.28	07/18/2008	JPN	TAKASHI HAYASHI	200	M.	FLY	SYLVIA NEUHAUSER	AUT	06/09/2004	4:03.55
3:06.58	06/13/2009	USA	BURWELL JONES	200	M.	I.M.	JANE ASHER	GBR	01/29/2006	3:38.46
6:48.48	06/14/2009	USA	BURWELL JONES	400	M.	I.M.	JANE ASHER	GBR	03/03/2006	7:39.96
*****		MEN	*****	80-84			*****	W O M E N	*****	
32.29	07/03/2011	ESP	ROBERTO ALBERICHE	50	M.	FREE	GAIL ROPER	USA	03/07/2009	38.64
1:13.12	07/02/2011	ESP	ROBERTO ALBERICHE	100	M.	FREE	JANE ASHER	GBR	06/19/2011	1:24.18
2:48.76	07/01/2011	ESP	ROBERTO ALBERICHE	200	M.	FREE	JANE ASHER	GBR	03/05/2011	3:07.40
6:11.49	07/02/2011	ESP	ROBERTO ALBERICHE	400	M.	FREE	JANE ASHER	GBR	06/18/2011	6:42.62
12:56.50	03/12/2011	USA	GRAHAM JOHNSTON	800	M.	FREE	JANE ASHER	GBR	01/29/2011	13:51.21
24:40.69	05/15/2011	ITA	DIVANO GIULIO	1500	M.	FREE	MARGERY MEYER	USA	08/18/2002	29:35.03
38.41	07/21/2003	JPN	KEIJIRO NAKAMURA	50	M.	BACK	BUNNY CEDERLUND	USA	03/29/2002	46.39
1:26.97	07/21/2003	JPN	KEIJIRO NAKAMURA	100	M.	BACK	JANE ASHER	GBR	05/07/2011	1:46.11
3:16.82	03/07/2004	JPN	KEIJIRO NAKAMURA	200	M.	BACK	JANE ASHER	GBR	03/06/2011	3:50.64
41.68	09/18/2006	JPN	TOSHIO TAJIMA	50	M.	BRST	A.VAN OBBERGHEN	BEL	05/07/2011	49.89
1:41.02	07/18/2005	JPN	TOSHIO TAJIMA	100	M.	BRST	A.VAN OBBERGHEN	BEL	05/08/2011	1:50.94
3:47.81	06/23/2007	USA	AL CRAIG	200	M.	BRST	A.VAN OBBERGHEN	BEL	05/06/2011	4:08.88
39.65	05/15/2011	ITA	DIVANO GIULIO	50	M.	FLY	JANE ASHER	GBR	06/17/2011	46.21
1:29.39	03/06/2011	ITA	DIVANO GIULIO	100	M.	FLY	SYLVIA NEUHAUSER	AUT	09/16/2009	2:01.54
3:31.42	06/22/2011	ITA	GIULIO DIVANO	200	M.	FLY	SYLVIA NEUHAUSER	AUT	09/17/2009	4:22.66
3:32.82	10/22/2005	CZE	JAN ZIEGLER	200	M.	I.M.	JANE ASHER	GBR	05/07/2011	3:54.07
7:12.63	06/23/2011	ITA	GIULIO DIVANO	400	M.	I.M.	JANE ASHER	GBR	01/30/2011	8:21.88
*****		MEN	*****	85-89			*****	W O M E N	*****	
33.94	03/02/2008	JPN	KEIJIRO NAKAMURA	50	M.	FREE	OLGA JOHNSON	NZL	03/25/2006	44.70
1:23.25	06/06/2010	USA	FRANK PIEMME	100	M.	FREE	OLGA KOKORINA	RUS	09/18/2009	1:46.13
3:13.78	07/16/2000	JPN	HIKOJI UEKI	200	M.	FREE	MARGERY MEYER	USA	08/13/2007	3:56.11

World Records

7:03.07	05/16/2010	USA	FRANK PIEMME	400	M.	FREE	MARGERY MEYER	USA	08/13/2007	8:14.05
14:36.90	04/06/2008	USA	WILLARD LAMB	800	M.	FREE	MARGERY MEYER	USA	07/08/2007	17:09.73
28:35.24	04/06/2008	USA	WILLARD LAMB	1500	M.	FREE	MARGERY MEYER	USA	07/10/2009	32:11.49
39.89	07/18/2008	JPN	KEIJIRO NAKAMURA	50	M.	BACK	BUNNY CEDERLUND	USA	08/10/2006	53.44
1:31.65	03/02/2008	JPN	KEIJIRO NAKAMURA	100	M.	BACK	BUNNY CEDERLUND	USA	08/09/2006	2:06.41
3:28.59	07/19/2008	JPN	KEIJIRO NAKAMURA	200	M.	BACK	EDITH THEIN	ISR	08/29/2003	4:29.16
45.66	06/19/2010	JPN	TOSHIO TAJIMA	50	M.	BRST	OLGA KOKORINA	RUS	09/16/2009	57.24
1:51.79	07/24/2010	USA	FRANK PIEMME	100	M.	BRST	OLGA KOKORINA	RUS	05/31/2009	2:09.75
4:13.81	08/05/2010	GER	KARL HAUTER	200	M.	BRST	OLGA KOKORINA	RUS	05/30/2009	4:43.93
45.63	07/03/2010	USA	FRANK PIEMME	50	M.	FLY	LOIS KIVI NOCHMAN	USA	06/07/2009	1:01.94
1:55.18	08/03/2010	USA	THOMAS MAINE	100	M.	FLY	LOIS KIVI NOCHMAN	USA	08/07/2009	2:23.89
4:15.86	07/11/2010	USA	THOMAS MAINE	200	M.	FLY	LOIS KIVI NOCHMAN	USA	07/25/2009	5:07.64
3:51.20	08/03/2010	USA	THOMAS MAINE	200	M.	I.M.	LOIS KIVI NOCHMAN	USA	08/09/2009	5:11.92
8:21.81	07/11/2010	USA	THOMAS MAINE	400	M.	I.M.	LOIS KIVI NOCHMAN	USA	08/06/2009	10:48.77
*****		MEN	*****	90-94			*****	W O M E N	*****	
40.72	08/11/2003	USA	WOODY BOWERSOCK	50	M.	FREE	HISAKO KOGA	JPN	10/07/2007	54.97
1:38.05	09/24/2006	JPN	GORO KOBAYASHI	100	M.	FREE	HISAKO KOGA	JPN	10/07/2007	2:00.12
3:54.89	07/19/2004	JPN	TOKUSHI KOMEDA	200	M.	FREE	RITA SIMONTON	USA	07/20/2008	4:19.80
8:13.45	09/26/2004	JPN	TOKUSHI KOMEDA	400	M.	FREE	RITA SIMONTON	USA	08/03/2008	9:04.93
17:54.42	11/03/2005	JPN	TOKUSHI KOMEDA	800	M.	FREE	RITA SIMONTON	USA	08/14/2008	18:53.58
36:47.02	08/22/1993	USA	GUS LANGNER	1500	M.	FREE	RITA SIMONTON	USA	06/01/2008	36:02.20
46.82	07/17/2006	JPN	GORO KOBAYASHI	50	M.	BACK	AILEEN SOULE	USA	08/25/1996	1:03.49
1:45.46	08/09/2006	JPN	GORO KOBAYASHI	100	M.	BACK	AILEEN SOULE	USA	08/25/1996	2:23.23
4:05.77	07/16/2007	JPN	GORO KOBAYASHI	200	M.	BACK	WILLY VAN RYSEL	GBR	03/03/2006	5:17.36
57.20	09/25/2005	JPN	HIROMU YOSHIMOTO	50	M.	BRST	INGEBORG FRITZE	GER	07/03/2011	1:16.87
2:15.43	09/19/2005	JPN	HIROMU YOSHIMOTO	100	M.	BRST	INGEBORG FRITZE	GER	07/01/2011	2:57.56
5:17.47	07/18/2005	JPN	HIROMU YOSHIMOTO	200	M.	BRST	BARBARA BOHM	GER	08/05/2010	6:53.97
1:00.30	08/11/2003	USA	WALTER PFEIFFER	50	M.	FLY	RITA SIMONTON	USA	06/01/2008	1:33.12
2:31.03	08/11/2003	USA	WALTER PFEIFFER	100	M.	FLY				
5:51.79	08/11/2003	USA	WALTER PFEIFFER	200	M.	FLY				
5:02.64	02/29/2004	JPN	TOKUSHI KOMEDA	200	M.	I.M.	RITA SIMONTON	USA	08/16/2008	6:30.12
11:19.91	08/11/2003	USA	WALTER PFEIFFER	400	M.	I.M.				
*****		MEN	*****	95-99			*****	W O M E N	*****	
55.88	08/02/1998	USA	GUS LANGNER	50	M.	FREE	SHIZUE SHIMIZU	JPN	07/17/2006	1:14.38
2:17.59	07/16/2007	JPN	KAZUNAGA AKUTSU	100	M.	FREE	MIEKO NAGAOKA	JPN	06/14/2009	2:56.83
5:13.23	08/23/1998	USA	GUS LANGNER	200	M.	FREE	MIEKO NAGAOKA	JPN	09/25/2009	6:30.34
11:30.53	08/23/1998	USA	GUS LANGNER	400	M.	FREE	MIEKO NAGAOKA	JPN	01/16/2011	13:52.13
22:28.28	08/23/1998	USA	GUS LANGNER	800	M.	FREE	MIEKO NAGAOKA	JPN	06/13/2010	29:29.02
47:30.40	08/23/1999	USA	GUS LANGNER	1500	M.	FREE	MIEKO NAGAOKA	JPN	06/11/2011	54:09.81
1:01.61	07/16/2010	JPN	TOSHIJI SATO	50	M.	BACK	MIEKO NAGAOKA	JPN	12/06/2009	1:19.05
2:22.83	07/18/2010	JPN	TOSHIJI SATO	100	M.	BACK	MIEKO NAGAOKA	JPN	03/07/2010	2:55.56
5:30.07	07/17/2010	JPN	TOSHIJI SATO	200	M.	BACK	MIEKO NAGAOKA	JPN	03/06/2010	6:29.99
1:10.83	06/19/2010	JPN	HIROMU YOSHIMOTO	50	M.	BRST	MIEKO NAGAOKA	JPN	09/11/2010	2:24.83
2:40.08	06/20/2010	JPN	HIROMU YOSHIMOTO	100	M.	BRST				
5:47.31	06/20/2010	JPN	HIROMU YOSHIMOTO	200	M.	BRST				
2:01.41	06/01/2008	USA	WALTER PFEIFFER	50	M.	FLY				
4:09.52	06/01/2008	USA	WALTER PFEIFFER	100	M.	FLY				
14:05.25	06/01/2008	USA	WALTER PFEIFFER	200	M.	FLY				
8:55.97	06/01/2008	USA	WALTER PFEIFFER	200	M.	I.M.				
17:29.20	06/01/2008	USA	WALTER PFEIFFER	400	M.	I.M.				
*****		MEN	*****	100-104			*****	W O M E N	*****	
1:40.46	07/09/1994	USA	TOM LANE	50	M.	FREE	MARY MAINA	AUS	10/03/1994	5:10.84
4:05.98	07/09/1994	USA	TOM LANE	100	M.	FREE				
				200	M.	FREE				
				400	M.	FREE				
				800	M.	FREE				
				1500	M.	FREE				
1:50.73	07/09/1994	USA	TOM LANE	50	M.	BACK				
4:13.84	07/09/1994	USA	TOM LANE	100	M.	BACK				
9:04.31	07/09/1994	USA	TOM LANE	200	M.	BACK				
				50	M.	BRST				
				100	M.	BRST				
				200	M.	BRST				
				50	M.	FLY				
				100	M.	FLY				
				200	M.	FLY				
				200	M.	I.M.				
				400	M.	I.M.				

*****	RELAY	200	M.	FREE - WOMEN	*****	*****	RELAY	200	M.	MEDLEY - WOMEN	*****
100-119	GOLD RUSH		JPN	10/08/2006	1:51.41	100-119	GOLD RUSH		JPN	10/08/2006	2:04.99
	NAHOMI SHIRATA						NAHOMI SHIRATA				MEGUMI MASEDA
	ARISA NAKAMURA						AKIKO YAMAMOTO				MIHO OKUHARA

120-159 GOLD RUSH JPN 10/02/2005 1:50.94
 MIHO OKUHARA NAHOMI SHIRATA
 CHIHIRO SAITO YUKIKO OZAWA
 160-199 TEAM TYR USA 08/08/2006 1:48.44
 SHERI HART COLLETTE SAPPEY
 ANNA PETTIS-SCOTT SUSAN VON DER LIPPE
 200-239 CAPE TOWN MASTERS RSA 03/19/2011 1:56.04
 SANDERINA KRUGER CECILIA STANFORD
 MARCELLE STRAUSS EDITH OTTERMANN
 240-279 PERU MASTERS PER 11/27/2009 2:11.16
 ROSARIO VIVANCO ROSA MARIA MUCANOVICH
 ANALIA MAUGERE AIDA DAVIS
 280-319 JUEI CLUB JPN 07/17/2006 2:33.19
 TERUKO NISHISAKO MIYOKO IMURA
 MIEKO KAMOSHITA YURIKO NAGAMATSU
 320-359 BIG S YOKOHAMA JPN 07/19/2010 3:07.18
 SHOKO YONEZAWA SHIGEKO TANAKA
 RITSUKO IWAIZUMI MIEKO KAMOSHITA
 360-399

120-159 GOLD RUSH JPN 08/08/2006 2:04.02
 NAHOMI SHIRATA MIHO OKUHARA
 CHIHIRO SAITO YUKIKO OZAWA
 160-199 TEAM TYR USA 08/08/2006 2:04.75
 JENNIFER STEIN SUSAN VON DER LIPPE
 BETSY CLEARY COLLETTE SAPPEY
 200-239 OREGON MASTERS USA 08/17/2008 2:10.98
 KAREN ANDRUS-HUGHES BECKY OBLETZ
 ARLENE DELMAGE ROBIN PARISI
 240-279 SPENCER SWIM TEAM GBR 06/18/2011 2:29.91
 CAROL FELLOWS ALISON NYE
 AMANDA HEATH JEAN HOWARD-JONES
 280-319 SPENCER SWIM TEAM GBR 03/16/2012 2:57.25
 JANET BROWN MURIEL HITCHCOCK
 DIANE FORD CAROL FELLOWS
 320-359 BIG S YOKOHAMA JPN 06/12/2010 3:49.43
 MIEKO KAMOSHITA SHOKO YONEZAWA
 MASAE KURATA RITSUKO IWAIZUMI
 360-399

***** RELAY 400 M. FREE - WOMEN *****
 100-119 NORTH SYDNEY AUS 07/18/2010 4:19.38
 GILLIAN O'MARA MELISSA BEAMES
 MELANIE SPEET ISLA HALE
 120-159 OTTER SC GBR 06/19/2010 4:13.17
 NATALIE EFFEMEY GINA HOBSON
 HELEN PRENTICE MICHELLE SENEAL
 160-199 TSUNAMI RUS 06/05/2011 4:17.76
 EKATERINA YUDINA MARTA RUMYANTSEVA
 OLGA BORISOVA OXANA BRONITSKAYA
 200-239 CALGARY WINTER CLUB CAN 05/23/2010 4:34.90
 KRISTIN DAWSON-JONES KATHY HILLAND
 SHELLY WEARMOUTH GAIL AMUNDRUD
 240-279 GOLD COAST MASTERS USA 06/12/2011 5:10.93
 PAT SARGEANT MAUREEN HUGHES
 JEANNIE MITCHELL DANIELLE OGIER
 280-319 VIRGINIA MASTERS SWI USA 08/22/2010 6:07.55
 JOHNNIE DETRICK LAURA WALKER
 BETH SCHREINER BETSY DURRANT
 320-359 BIG S YOKOHAMA JPN 06/20/2010 7:39.35
 MASAE KURATA SHIGEKO TANAKA
 RITSUKO IWAIZUMI MIEKO KAMOSHITA
 360-399

***** RELAY 400 M. MEDLEY - WOMEN *****
 100-119 SPENCER SWIM TEAM GBR 06/20/2010 4:53.52
 MELANIE SMITH TRACEY WORTHY
 KIRSTY HODD LAURE BACHER-FUENTES
 120-159 RYOGOKU KINGYO JPN 06/11/2011 4:42.10
 MACHIKO IWASHITA SATSUKI HIRUKAWA
 HITOMI MATSUDA YUKI HIRAIDE
 160-199 POWERPOINTS AUS 09/24/2011 5:03.60
 HELEN WHITFORD SALLY CUMING
 GILLIAN O'MARA JENNIE BUCKNELL
 200-239 GOLD COAST MASTERS USA 08/21/2010 5:20.67
 MAUREEN HUGHES BIRGIT LOHBERG
 DALE LECLAIR PAT SARGEANT
 240-279 OREGON USA 07/09/2011 5:33.65
 JOY WARD GINGER PIERSON
 COLETTE CRABBE KAREN ANDRUS-HUGHES
 280-319 SPENCER SWIM TEAM GBR 01/30/2011 7:06.59
 GRACE ISAAC MURIEL HITCHCOCK
 DIANE FORD ROMA KIELY
 320-359 SUIBIKAI JPN 06/20/2010 13:39.39
 KINUYO ISHIKAWA TOSHIKO AMANO
 SUMIKO UENAMI CHIYOKO TAKIZAWA
 360-399

***** RELAY 800 M. FREE - WOMEN *****
 100-119 SPENCER SWIM TEAM GBR 06/19/2010 9:39.13
 LAURE BACHER-FUENTES KIRSTY HODD
 MELANIE SMITH TRACEY WORTHY
 120-159 OTTER SC GBR 06/18/2010 9:18.66
 NATALIE EFFEMEY GINA HOBSON
 HELEN PRENTICE MICHELLE SENEAL
 160-199 SC WIKING HERNE GER 04/08/2011 9:41.26
 PETRA DUDA TANJA BLOCH
 GABRIELE BRKOWSKI TANJA KINTRUP
 200-239 GOLD COAST MASTERS USA 08/21/2010 10:14.12
 PAT SARGEANT CELION DEVANNEY
 PEGGY MCDONNELL BIRGIT LOHBERG
 240-279 GOLD COAST MASTERS USA 06/10/2011 11:30.92
 PAT SARGEANT MAUREEN HUGHES
 JEANNIE MITCHELL DANIELLE OGIER
 280-319 VIRGINIA MASTERS SWI USA 08/21/2010 13:43.35
 JOHNNIE DETRICK LAURA WALKER
 BETH SCHREINER BETSY DURRANT
 320-359 SUKOYAKA ST JPN 06/12/2011 19:52.30
 MASAKO KUSUME SHIZU AKITOMO
 EIKO SATO TERUKO UEDA
 360-399

***** RELAY 200 M. FREE - M E N *****
 100-119 MAC-MINA BRA 11/29/2009 1:31.95

***** RELAY 200 M. MEDLEY - M E N *****
 100-119 MOBI DICK BRA 05/14/2005 1:44.60

World Records

RENE LEITE	RODRIGO TRIVINO	JAIME SUMIDA	LEONARDO DEFRANCA
DANIEL BELINI	PIERO RODIGHERI	EDUARDO FISCHER	PAULO HORST
120-159 SCAQ	USA 07/26/2009 1:34.82	120-159 KATRAM MASTERS	UKR 09/09/2011 1:45.71
MATTHEW CORNUE	ERIK HOCHSTEIN	VJACHESLAV SHIRSHOV	DENYS SYLANTIEV
ERIK TOLMACHOFF	CHRISTOPHER BEACH	OLEKSANDR DZHABURIYA	OLEKSANDR VOLYNETS
160-199 TEAM TYR	USA 08/08/2006 1:36.28	160-199 TEAM TYR	USA 08/08/2006 1:47.72
MATTHEW EISENHUTH	JOHN SMITH	RICH SAEGER	GREG RHODENBAUGH
RICHARD SAEGER	PAUL SMITH	PAUL SMITH	JOHN SMITH
200-239 COLORADO	USA 08/08/2006 1:38.24	200-239 COLORADO	USA 08/08/2006 1:50.83
JACK GROSELLE	TRIP HEDRICK	STEVE WOOD	JACK GROSELLE
STEVE WOOD	RICHARD ABRAHAMS	TRIP HEDRICK	RICHARD ABRAHAMS
240-279 OREGON MASTERS	USA 08/16/2008 1:45.90	240-279 OREGON	USA 07/11/2009 2:04.44
MIKE TENNANT	TOM LANDIS	WES EDWARDS	ALLEN STARK
ROBERT SMITH	WES EDWARDS	BERT PETERSEN	MIKE TENNANT
280-319 GOLD	USA 06/21/2009 1:59.60	280-319 SAN DIEGO SWIM MASTE	USA 08/08/2009 2:16.74
DAVID QUIGGIN	ANDY MORROW	VINUS VAN BAALEN	PETER ANDERSEN
DAVID MCINTYRE	CAV CAVANAUGH	KEEFE LODWIG	DONALD HUBBARD
320-359 JUEI CLUB	JPN 07/21/2003 2:20.89	320-359 JUEI CLUB	JPN 07/16/2007 2:52.80
SHOICHI SHIDA	KEIJIRO NAKAMURA	KEIJIRO NAKAMURA	SHOICHI SHIDA
KATSUZO SHIRAYAMA	ISAMU TAMURA	IKURO SHIMONO	ISAMU TAMURA
360-399 JUEI CLUB	JPN 03/02/2008 3:08.87	360-399 NISHINOMIYA SUMIRE	JPN 06/20/2009 4:13.40
ISAMU TAMURA	HIDEYA FUJII	TOSHIO YURI	HIROMU YOSHIMOTO
TOKUSHI KOMEDA	HIDEKAZU TAMURA	TAKESHI YASUKAWA	KAZUNAGA AKUTSU
***** RELAY 400 M. FREE - M E N *****		***** RELAY 400 M. MEDLEY - M E N *****	
100-119 CFC FUTAMATAGAWA	JPN 11/23/2011 3:46.90	100-119 MAC-NINA	BRA 11/06/2010 4:24.18
KUNIHICO CHIKEN	HIDEAKI AOKI	RODRIGO TRIVINO	LUIZ MARTIUS
TAKAHIRO TERADA	TAKAYUKI MAEDA	LUIS NOGUTI	FABIO DUALIBE
120-159 ILLINOIS MASTERS	USA 07/30/2011 3:36.59	120-159 OTTER SC	GBR 06/19/2010 4:12.72
DAVID KINSELLA	VINCENT ALLEGRA	ANDREW AITKEN	MATTHEW BURGHAM
CHARLES CUNNICK	TIMOTHY CARLSON	DAVID WARREN	DAVID ROBERTS
160-199 LONGHORN AQUATICS	USA 07/03/2011 3:38.60	160-199 LONGHORN AQUATICS	USA 07/02/2011 4:10.99
TYLER BLESSING	MIKE VAROZZA	CHRIS ECKERMAN	TODD BARTEE
ANDERS RASMUSSEN	CHRIS ECKERMAN	TYLER BLESSING	MIKE VAROZZA
200-239 TATTERSALLS CLUB	AUS 03/17/2012 3:54.22	200-239 SARASOTA Y MASTERS	USA 06/11/2011 4:34.41
CHRIS FYDLER	ALAN BROWN	STEVE MORTIMER	BILL BRENNER
GRANT PETERS	GUY FARROW	BRIAN SAYLOR	JACK GROSELLE
240-279 VENTURA COUNTY MASTE	USA 08/13/2011 4:13.50	240-279 VENTURA COUNTY MASTE	USA 05/16/2010 4:46.32
GLENN GRUBER	HUBIE KERNS	JIM MCCONICA	JOHN DERR
JIM MCCONICA	MICHAEL BLATT	HUBIE KERNS	GLENN GRUBER
280-319 NEPTUN	RUS 04/17/2011 4:56.54	280-319 FLUMINENSE FC	BRA 11/06/2010 5:45.93
VIKTOR SARYCHEV	BORIS RUZHITSKIY	HENRIQUE FLANZER	RINALDO FERREIRA
ALEKSANDR KRYUKOV	ADOLF SKOTARENKO	GYORGY PAVETITS	JOSE FERRAZ
320-359 MICHIGAN MASTERS	USA 07/17/2011 7:50.41	320-359 SAN DIEGO SWIM MASTE	USA 07/24/2011 7:03.00
ELMER EGELKRAUT	BOB DOUD	DALE WEBSTER	FREDERICK HOPPE
WILLIAM CLEMONS	TOM WINES	MIKE FRESHLEY	KEN KIMBALL
360-399		360-399	
***** RELAY 800 M. FREE - M E N *****			
100-119 DRESDNER SCHWIMMGEME	GER 12/04/2010 8:35.05		
CHRISTIAN PFEIFER	RALF HILDEBRANDT		
THOMAS MOSCHKE	JAN TSCHERNITSCHEK		
120-159 ILLINOIS MASTERS	USA 07/31/2011 8:05.60		
DAVID KINSELLA	VINCENT ALLEGRA		
CHARLES CUNNICK	TIMOTHY CARLSON		
160-199 AC BOULOGNE-BILLANCO	FRA 11/13/2011 8:32.61		
NICOLAS HEZARD	PIERRE BLANC		
OLIVIER FAYOLLE	LAURENT NEUVILLE		
200-239 ARIZ	USA 06/11/2011 8:51.74		
AL JAEGER	JEFF UTSCH		
SCOTT SHAKE	JEFF KRONGAARD		
240-279 VENTURA COUNTY MASTE	USA 08/13/2011 9:25.78		
JIM MCCONICA	GLENN GRUBER		
HUBIE KERNS	MICHAEL BLATT		
280-319 BIRMINGHAM MASTERS	GBR 06/18/2011 11:41.34		
KEITH INGRAM	ALAN JACKSON		
MICK MARSHALL	JOHN TENNANT		
320-359 MICHIGAN MASTERS	USA 07/17/2011 17:01.80		
ALLAN CHARLTON	BOB DOUD		
WILLIAM CLEMONS	CARL WOOLLEY		
360-399			

***** RELAY 200 M. FREE - MIXED *****

100-119 OAHU CLUB JPN 07/17/2006 1:41.66
 KOHEI KAWAMOTO ISUZU MAEDA
 HITOMI MATSUDA SHUNSUKE ITO

120-159 SV WASSERFREUNDE 189 GER 08/04/2010 1:42.10
 SILKE IHSEN TIMO NOLTE
 NINA-CHRISTIN WINTER STEPHAN KUNZELMANN

160-199 TEAM TYR USA 08/08/2006 1:42.27
 JOHN SMITH RICH SAEGER
 COLLETTE SAPPEY SHERI HART

200-239 COLORADO USA 08/08/2006 1:44.96
 TRIP HEDRICK KIM CROUCH
 KATHY GARNIER RICHARD ABRAHAMS

240-279 TAMALPAIS AQUATIC MA USA 08/04/2011 1:56.00
 RICHARD BURNS LAURA VAL
 BARBARA WHEELER TATE HOLT

280-319 JUEI CLUB JPN 07/21/2003 2:15.88
 SHOICHI SHIDA TERUKO NISHISAKO
 MIYOKO IMURA KEIJIRO NAKAMURA

320-359 JUEI CLUB JPN 07/17/2006 2:37.10
 ISAMU TAMURA MIEKO KAMOSHITA
 YURIKO NAGAMATSU KEIJIRO NAKAMURA

360-399 NISHINOMIYA SUMIRE JPN 07/18/2005 4:18.13
 KAZUNAGA AKUTSU SUMI SHIMOI
 HIDEKO HANADA HIROMU YOSHIMOTO

***** RELAY 400 M. FREE - MIXED *****

100-119 CAPE TOWN MASTERS RSA 03/14/2012 3:57.11
 THANE WILLIAMS BEVIN REYNOLDS
 TARRYN STANFORD RYK NEETHLING

120-159 OTTER GBR 06/18/2011 3:56.35
 DAVID ROBERTS DAVID WARREN
 GINA HOBSON NATALIE EDDEMEY

160-199 TOKYO SC JPN 10/16/2010 4:06.97
 YUKA FURUKAWA KEITA MATSUI
 JUNKO NAKANO JEROME LAUDOUAR

200-239 CAPE TOWN MASTERS RSA 03/14/2012 4:16.14
 EDITH OTTERMANN CECILIA STANFORD
 NIGEL HENDRICKS TIMOTHY SHEAD

240-279 TAMALPAIS AQUATIC MA USA 07/09/2011 4:30.62
 LAURA VAL JUDY EISENMAN
 RICHARD BURNS TATE HOLT

280-319 NEVA STARS RUS 04/17/2011 5:38.55
 ALEKSANDR KHARCHENKO OLGA KOKORINA
 KIRA MAKAROVA OLEG PETKAU

320-359 FLORIDA MAVERICK MAS USA 06/12/2011 6:43.08
 CHARLES WEATHERBEE ROBERT MACDONALD
 PATRICIA TULLMAN JEAN TROY

360-399

***** RELAY 800 M. FREE - MIXED *****

100-119 SPENCER SWIM TEAM GBR 06/20/2010 9:23.78
 ALEXANDER CHKLAR MELANIE SMITH
 KIRSTY HODD JASON ELLIS

120-159 NOVAQUATICS MASTERS USA 08/13/2011 8:47.80
 EVAN KRAUS HEIDI COUGH
 CYNTHIA LEWIS DICKIE FERNANDEZ

160-199 KONAMI NISHINOMIYA JPN 06/18/2011 9:11.88
 GO KUWATA KYOKO FUJIOKA
 JUNKO NAGASE YASUSHI IKUTA

200-239 SYSM USA 06/11/2010 9:27.80
 BILL BRENNER KEVIN MCCORMACK
 ELLEN BENNETT ELENE KAY JONES

240-279 TAMALPAIS AQUATIC MA USA 07/09/2010 10:09.67
 RICHARD BURNS BARBARA WHEELER
 LAURA VAL KENNETH FROST

280-319 ISLAND TAKATSUKI JPN 06/18/2011 12:20.41
 KIHEI YOSHIMURA KIYOKO IKEUCHI
 MICHIKO OTO SHINGO YAMAMOTO

320-359 MISSION VIEJO MASTER USA 07/03/2011 16:34.46
 MAURINE KORNFELD DICK STEWART
 MARGRIT GRAEF RUDOLF GRAEF

360-399

***** RELAY 200 M. MEDLEY - MIXED *****

100-119 OAHU CLUB JPN 07/17/2006 1:51.99
 TSUYOSHI KITASHITA HITOMI MATSUDA
 KOHEI KAWAMOTO ISUZU MAEDA

120-159 SV WASSERFREUNDE 189 GER 08/04/2010 1:53.92
 TINA MOLLENHAUER TIMO NOLTE
 NINA-CHRISTIN WINTER STEPHAN KUNZELMANN

160-199 NO STARS MASTERS UKR 09/07/2011 1:56.02
 VIKTOR AREFYEV SVETLANA BONDARENKO
 STANISLAV KROT NATALIA GOLUBOVA

200-239 SAN DIEGO SWIM MASTE USA 08/15/2005 2:02.32
 KARLYN PIPES-NEILSEN CAROLINE KRATTLI
 SCOTT LAUTMAN VINUS VAN BAALEN

240-279 TAMALPAIS AQUATIC MA USA 08/08/2009 2:09.06
 RICHARD BURNS KENNETH FROST
 LAURA VAL BARBARA WHEELER

280-319 ST KANSAI JPN 09/06/2009 2:26.90
 YOSHIKO OSAKI YOSHIHIKO OSAKI
 YOSHIYUKI FUNAHASHI FUSAKO HIROOKA

320-359 JUEI CLUB JPN 07/19/2009 3:15.58
 KEIJIRO NAKAMURA SHOICHI SHIDA
 SETSUKO KOBAYASHI MIEKO KAMOSHITA

360-399

***** RELAY 400 M. MEDLEY - MIXED *****

100-119 SGS HANNOVER GER 07/02/2011 4:29.30
 MARKUS TASCHE ANDREA MARTIN
 NILS FRESE JANA BRENNECKE

120-159 OTTER GBR 06/19/2011 4:26.25
 LAURIE BACHER-FUENTES DAVID WARREN
 DAVID ROBERTS GINA DOBSON

160-199 TSUNAMI RUS 04/16/2011 4:28.25
 OKSANA BRONITSKAYA SERGEY SITDIKOV
 ANDREY KREMLYOVSKIY OLGA BORISOVA

200-239 OREGON MASTERS USA 08/07/2010 4:54.71
 KAREN ANDRUS-HUGHES JAMES CORBEAU
 LAURA WORDEN BRENT WASHBURNE

240-279 OREGON USA 07/10/2011 4:58.85
 KAREN ANDRUS-HUGHES ALLEN STARK
 ARLENE DELMAGE DAVID RADCLIFF

280-319 NEVA STARS RUS 04/16/2011 6:15.21
 KIRA MAKAROVA ALEKSANDR KHARCHENKO
 IGOR ANDREEV OLGA KOKORINA

320-359 FLORIDA MAVERICKS USA 06/12/2010 8:08.47
 PAUL HUTINGER ROBERT MACDONALD
 PATRICIA TULLMAN JEAN TROY

360-399



Follow FINIS
@ FINISswim



Compression panels placed strategically around body to add 150% more compression than lycra



Laser cut fabric creates a smooth edge that lays flat and firm against the body



Permeability of our fabric is at FINA's legal limit



REVOLUTIONIZE YOUR RACE

HYDROSPEED® VELO

The Hydrospeed® Velo is the fastest, smart compression tech suit that uses 4-way stretch fabric to perfectly compress muscles and reduce lactic acid levels. The panel construction has a lightweight feel, giving the Hydrospeed Velo superior friction reduction in the water.

Congratulations Denison College Men's Swim Team
NCAA DIVISION III CHAMPIONS IN THE VELO



FINISinc.com



2012 MASTERS SWIMMING

VERSION 2: 02/08/12

LOADING DOCKS

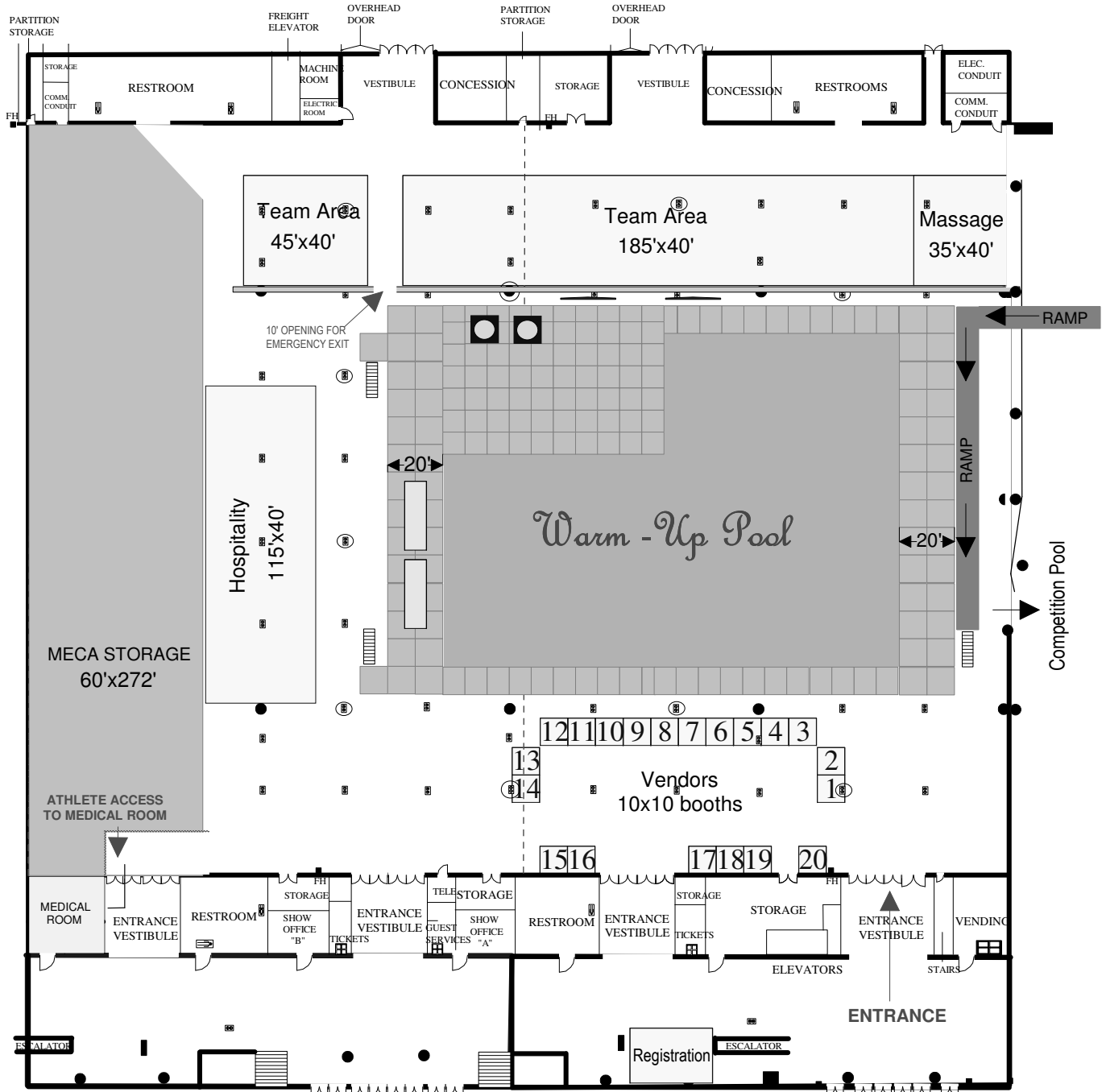


Exhibit Hall B

Exhibit Hall A



...would like to thank our corporate partners and sponsors. Visit usms.org for links, special offers and promotions.

PARTNERS



AFFINITY PARTNERS



MEDIA PARTNERS

Exclusive Information and Content

- Subscription to the members-only *SWIMMER* magazine
- Monthly member e-newsletter *STREAMLINES*
- Monthly coaches e-newsletter *STREAMLINES for Coaches*
- Create your own blog and share your photo album with the swimming community on usms.org
- Create a personal usms.org email address
- Track your fitness activities via online fitness logs
- Rent instructional videos from USMS video library

Fitness and Participation Programs

- Opportunity to participate in the popular 1-Hour Swim, 3000-yard swim, 6,000-yard swim, 5K swim and 10K swim
- Opportunity to participate in fitness programs such as NikeSwim *Go the Distance* and *Check-off Challenge*
- Opportunity to attend USMS weekend development programs such as *SwimFest*

Competition Programs

- Opportunity to compete in USMS pool and open water events and USMS spring and summer pool national championships

Recognition and Awards

- Tracking and archiving your event results on usms.org
- Recognition and awards for Top 10 and All-American status

Volunteer Opportunities

- Opportunity to lead within your LMSC and USMS



Coaching

- Exclusive online access to workouts by USMS coaches
- Access to coached workout programs in your area
- Access to coached workouts nationwide when traveling
- Opportunity to receive program development support, including visits from USMS Club and Coach Services

Insurance

- Coverage while participating in USMS insured activities:
 - \$25,000 of excess accident insurance for medical and dental
 - \$5,000 of accidental death insurance
 - Up to \$650 of temporary disability insurance
 - Liability insurance for USMS practices, meets and approved activities

Grants

- Access to available grants for your local club development through the USMS Swimming Saves Lives Foundation

Sponsors Discounts

- Exclusive sponsor discounts and rewards

Full details online at usms.org

US MASTERS CENTURYLINK CENTER OMAHA

